

0. MIPAS Daily Report for level 0 products

[0.1 General Info](#)

[0.2 Instrument Operational Performance Parameters](#)

[0.3 ADF monitoring](#)

0.1 General Info

This report contains a daily analysis on parameters extracted from MIPAS level 0 data (The MIP_NL__0P product).

0.1.1 Report summary

The table below shows general characteristics of the data that are included into this report.

Item	Value
Report version	v1.6 08-11-2010
Time of report generation	10JUN2011 05:23:28
Data source version	KSPT_L0/4504-N
Processing scope for products	05JUN2011 00:00:00 to 06JUN2011 00:00:00
Start time of first product within scope	05JUN2011 00:02:59
Stop time of last product within scope	06JUN2011 01:08:26
Total number of level 0 products	26
Number of level 0 products with errors	10

0.1.2 Product Quality Indicators per product

The following table shows a summary for each product used in this report.

#	Product name	Start time	Stop time	Prod err	ISP err sign	ISP miss sign	ISP disc sign	rs sign
0	MIP_NL__OPNPDE20110605_000259_000059453103_00145_48435_8969.N1	05JUN2011 00:02:59	05JUN2011 01:42:05	0	0	0	0	0
1	MIP_NL__OPNPDE20110605_014049_000045023103_00146_48436_8970.N1	05JUN2011 01:40:49	05JUN2011 02:55:51	0	0	0	0	0
2	MIP_NL__OPNPDE20110605_025518_000061823103_00147_48437_8971.N1	05JUN2011 02:55:18	05JUN2011 04:38:19	0	0	0	0	0
3	MIP_NL__OPNPDE20110605_043742_000060163103_00148_48438_8972.N1	05JUN2011 04:37:42	05JUN2011 06:17:58	0	0	0	0	0
4	MIP_NL__OPNPDK20110605_061714_000000043103_00149_48439_5358.N1	05JUN2011 06:17:14	05JUN2011 06:17:19	0	0	0	0	0
5	MIP_NL__OPNPDK20110605_061719_000000023103_00149_48439_5359.N1	05JUN2011 06:17:19	05JUN2011 06:17:21	1	1	0	0	0
6	MIP_NL__OPNPDK20110605_061721_000000023103_00149_48439_5363.N1	05JUN2011 06:17:21	05JUN2011 06:17:23	1	1	0	0	0
7	MIP_NL__OPNPDK20110605_061725_000000083103_00149_48439_5366.N1	05JUN2011 06:17:25	05JUN2011 06:17:33	1	1	0	0	0
8	MIP_NL__OPNPDK20110605_061733_000000043103_00149_48439_5368.N1	05JUN2011 06:17:33	05JUN2011 06:17:37	1	1	0	0	0
9	MIP_NL__OPNPDK20110605_061737_000000043103_00149_48439_5370.N1	05JUN2011 06:17:37	05JUN2011 06:17:42	0	0	0	0	0
10	MIP_NL__OPNPDK20110605_061744_000000103103_00149_48439_5371.N1	05JUN2011 06:17:44	05JUN2011 06:17:54	1	1	0	0	0
11	MIP_NL__OPNPDK20110605_061754_000000083103_00149_48439_5372.N1	05JUN2011 06:17:54	05JUN2011 06:18:02	1	1	0	0	0
12	MIP_NL__OPNPDK20110605_061802_000000173103_00149_48439_5373.N1	05JUN2011 06:18:02	05JUN2011 06:18:19	1	1	0	0	0
13	MIP_NL__OPNPDK20110605_061819_000000383103_00149_48439_5375.N1	05JUN2011 06:18:19	05JUN2011 06:18:57	1	1	0	0	0
14	MIP_NL__OPNPDK20110605_061857_000004803103_00149_48439_5377.N1	05JUN2011 06:18:57	05JUN2011 06:26:57	1	1	0	0	0
15	MIP_NL__OPNPDK20110605_062659_000020323103_00149_48439_5378.N1	05JUN2011 06:26:59	05JUN2011 07:00:51	1	1	0	0	0
16	MIP_NL__OPNPDK20110605_101347_000018593103_00151_48441_5379.N1	05JUN2011 10:13:47	05JUN2011 10:44:46	0	0	0	0	0
17	MIP_NL__OPNPDK20110605_104404_000060523103_00152_48442_5380.N1	05JUN2011 10:44:04	05JUN2011 12:24:56	0	0	0	0	0
18	MIP_NL__OPNPDK20110605_122416_000059703103_00153_48443_5381.N1	05JUN2011 12:24:16	05JUN2011 14:03:47	0	0	0	0	0
19	MIP_NL__OPNPDK20110605_140313_000058743103_00154_48444_5382.N1	05JUN2011 14:03:13	05JUN2011 15:41:08	0	0	0	0	0
20	MIP_NL__OPNPDK20110605_154024_000058623103_00155_48445_5383.N1	05JUN2011 15:40:24	05JUN2011 17:18:06	0	0	0	0	0
21	MIP_NL__OPNPDK20110605_171715_000059453103_00156_48446_5384.N1	05JUN2011 17:17:15	05JUN2011 18:56:21	0	0	0	0	0
22	MIP_NL__OPNPDK20110605_185514_000060693103_00157_48447_5385.N1	05JUN2011 18:55:14	05JUN2011 20:36:23	0	0	0	0	0
23	MIP_NL__OPNPDE20110605_203516_000042853103_00158_48448_8973.N1	05JUN2011 20:35:16	05JUN2011 21:46:41	0	0	0	0	0
24	MIP_NL__OPNPDE20110605_214530_000061633103_00158_48448_8974.N1	05JUN2011 21:45:30	05JUN2011 23:28:12	0	0	0	0	0
25	MIP_NL__OPNPDE20110605_232701_000060853103_00159_48449_8975.N1	05JUN2011 23:27:01	06JUN2011 01:08:26	0	0	0	0	0

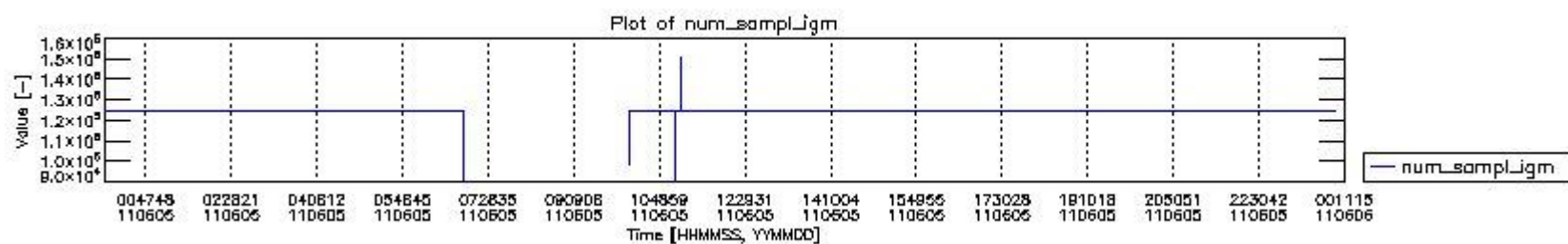
0.2 Instrument Operational Performance Parameters

The following plots give an overview of various instrument parameters for this day. The instrument parameters are part of the auxiliary data field within the source packets of the MIP_NL__0P product. data is normally included twice per interferogram. Note that only the first packet is currently included in monitoring.

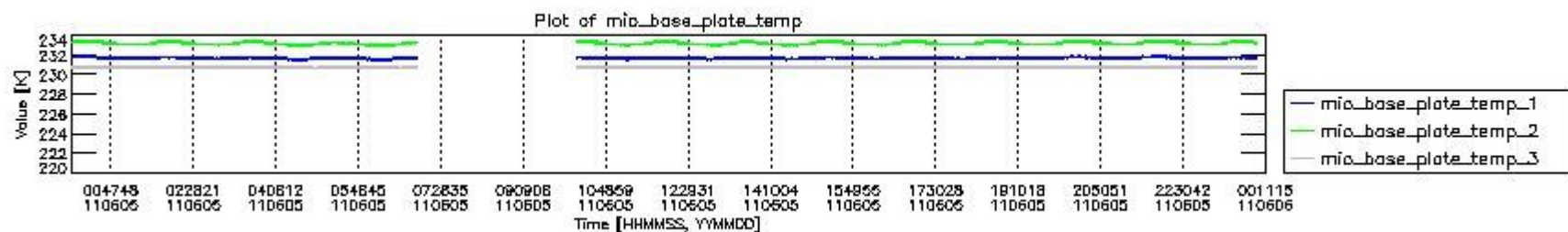


The following table shows the counts of various interferogram number of samples

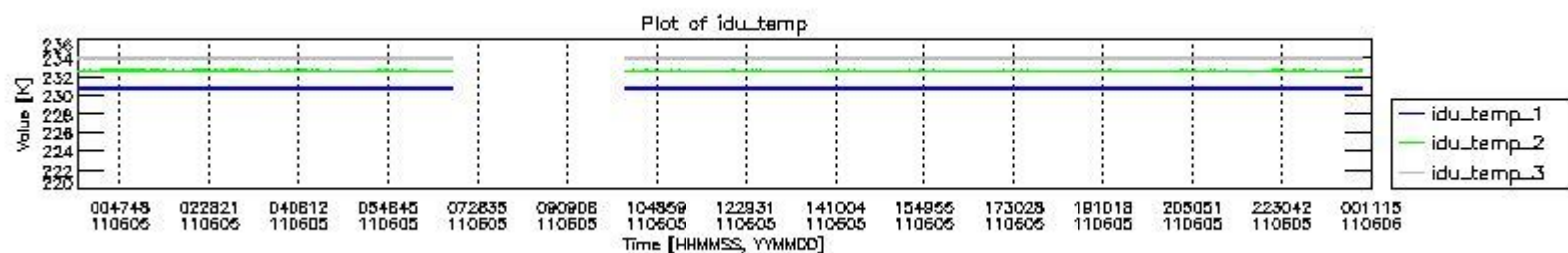
Number of igm samples	Count [#]	Count [%]
90178	1	0.0027741560
91366	1	0.0027741560
97423	1	0.0027741560
98017	1	0.0027741560
98847	1	0.0027741560
117555	1	0.0027741560
118149	1	0.0027741560
123398	1	0.0027741560
124099	1	0.0027741560
124800	33480	92.878742
124803	2555	7.0879685
127531	1	0.0027741560
147663	1	0.0027741560
150394	1	0.0027741560



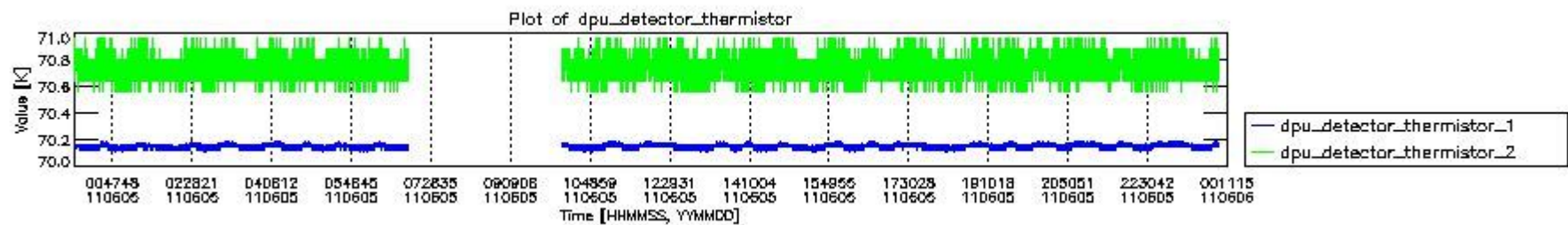
mipas_daily_report_level0_KSPT_L0_4504_N_20110605_0.PNG



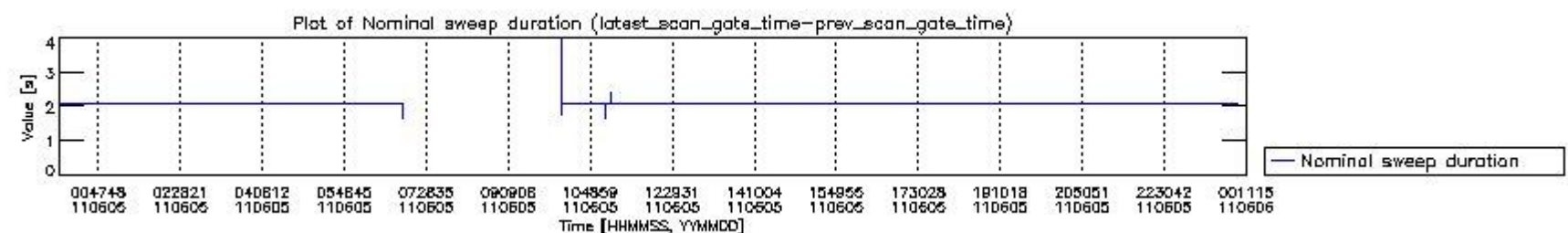
mipas_daily_report_level0_KSPT_L0_4504_N_20110605_1.PNG



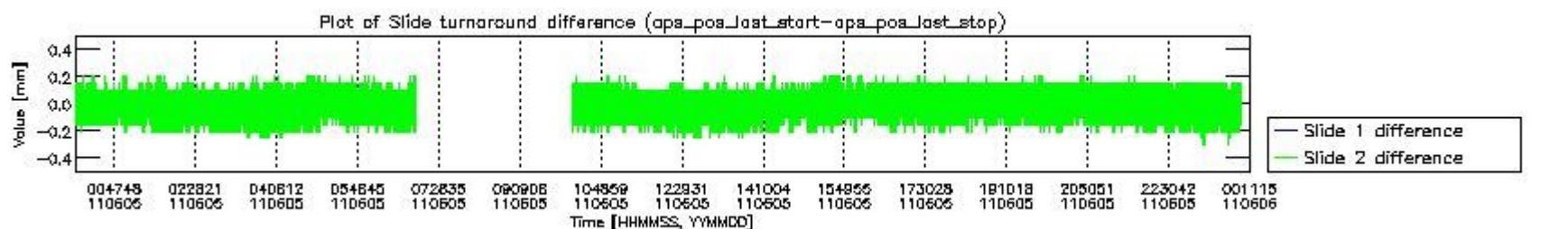
mipas_daily_report_level0_KSPT_L0_4504_N_20110605_2.PNG



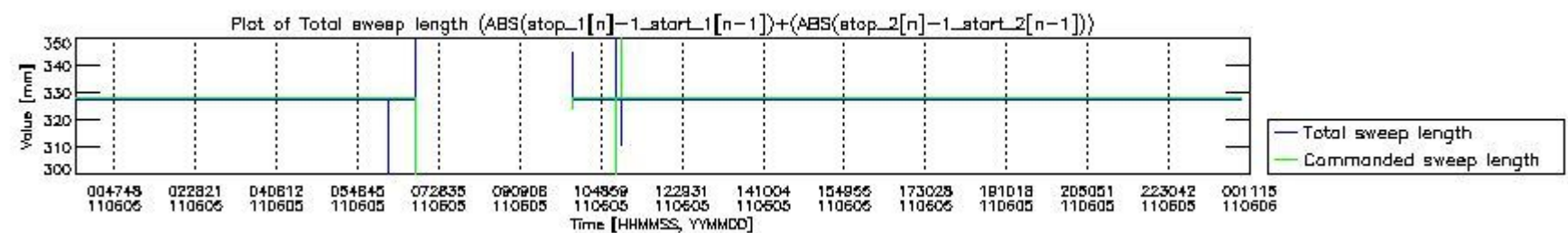
mipas_daily_report_level0_KSPT_L0_4504_N_20110605_3.PNG



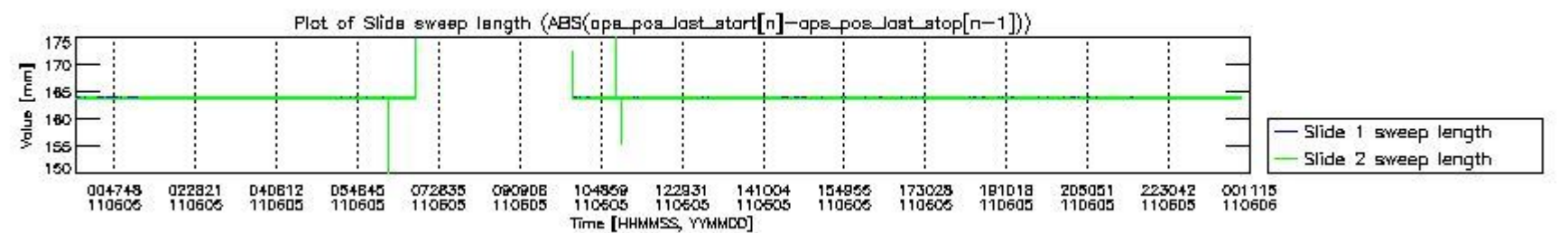
mipas_daily_report_level0_KSPT_L0_4504_N_20110605_4.PNG



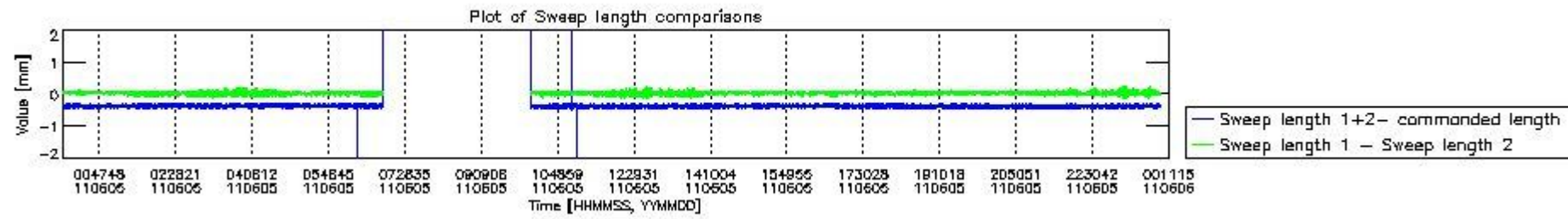
mipas_daily_report_level0_KSPT_L0_4504_N_20110605_5.PNG



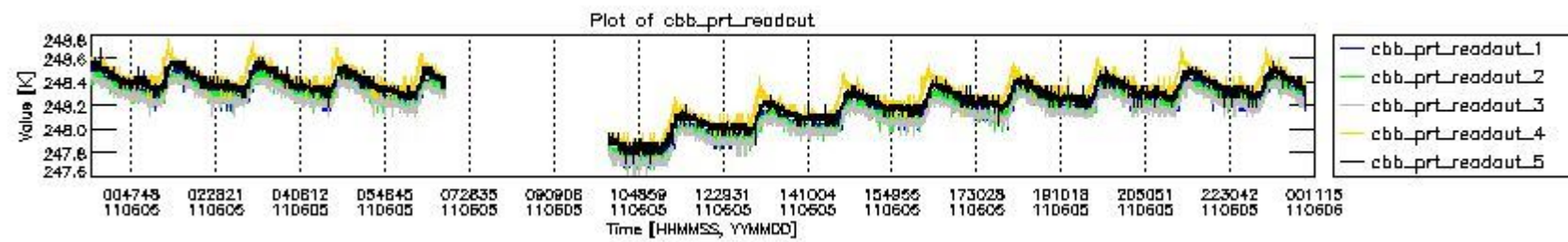
mipas_daily_report_level0_KSPT_L0_4504_N_20110605_6.PNG



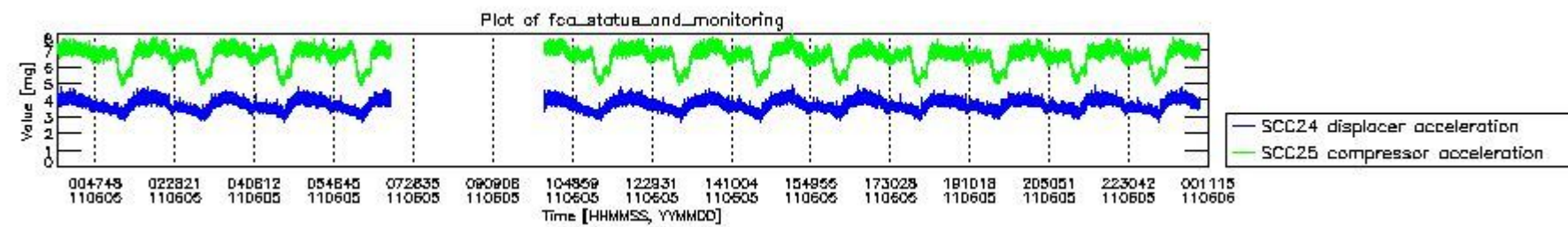
mipas_daily_report_level0_KSPT_L0_4504_N_20110605_7.PNG



mipas_daily_report_level0_KSPT_L0_4504_N_20110605_8.PNG



mipas_daily_report_level0_KSPT_L0_4504_N_20110605_9.PNG

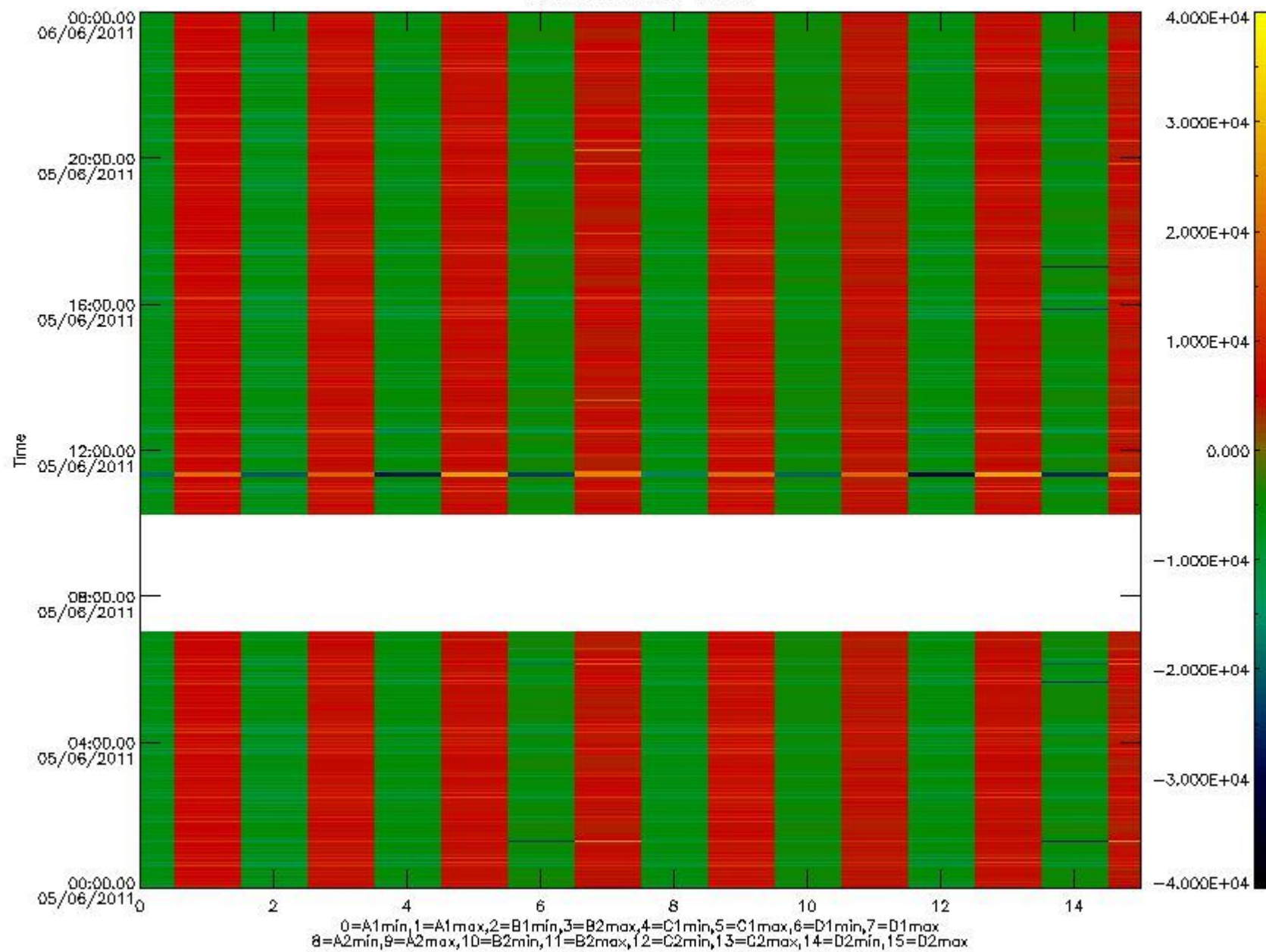


mipas_daily_report_level0_KSPT_L0_4504_N_20110605_10.PNG

The following table shows channel statistics for all channels for this day.

Channel	Min	Max	ADC
A1	-32768	32767	16bit
B1	-32768	32767	16bit
C1	-28222	28207	16bit
D1	-32768	32767	16bit
A2	-32768	28266	16bit
B2	-32768	32767	16bit
C2	-29338	29024	16bit
D2	-32768	32767	16bit

MIPNLOP_MIPSOUPAC_aux_fields_igm_cal, channel statistics plot
Colour indicates value.



mipas_daily_report_level0_KSPT_L0_4504_N_20110605_11.PNG

0.3 ADF monitoring

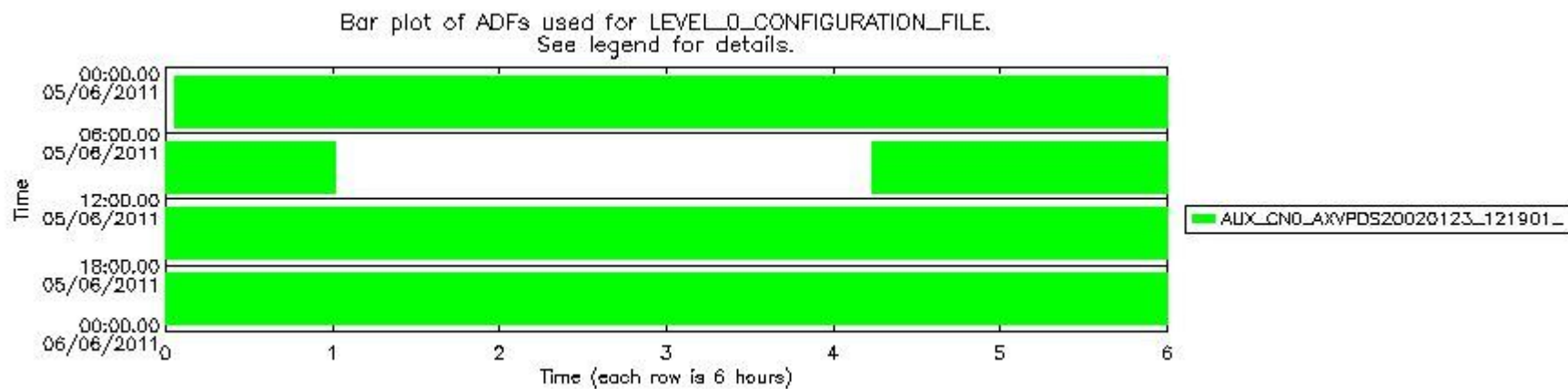
The use of ADFs is shown in two ways:

1. By means of two tables that can be used to find the ADF used for a specific product.
2. By means of plots that show changes in ADF using colours.

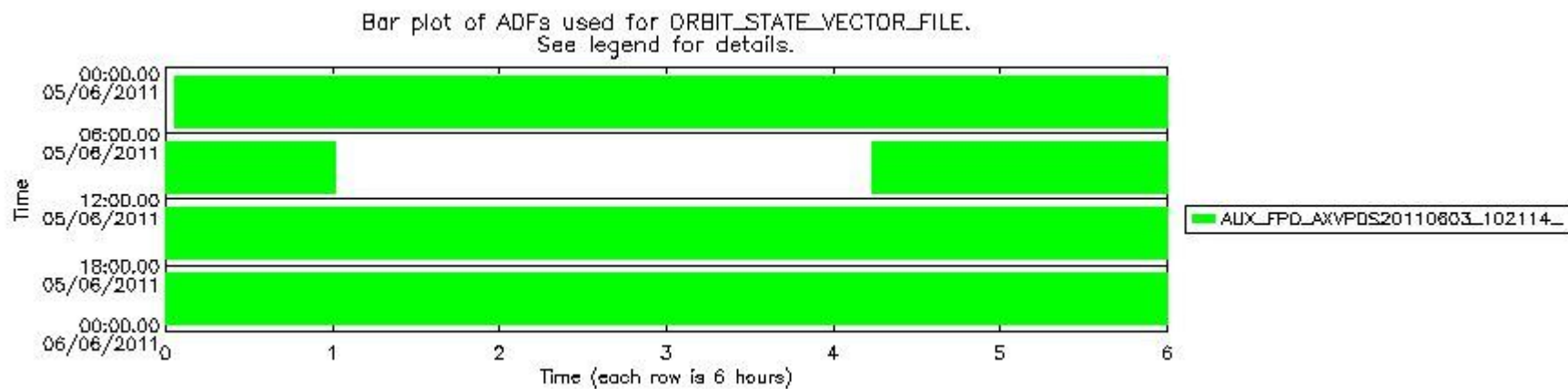
Number	ADF
0	AUX_CN0_AXVPDS20020123_121901_20020101_000000_20200101_000000
1	AUX_FPO_AXVPDS20110603_102114_20110602_184828_20110612_210215

Number	Product name	#CN0	#FPO
0	MIP_NL_0PNPDE20110605_000259_000059453103_00145_48435_8969.N1	0	1

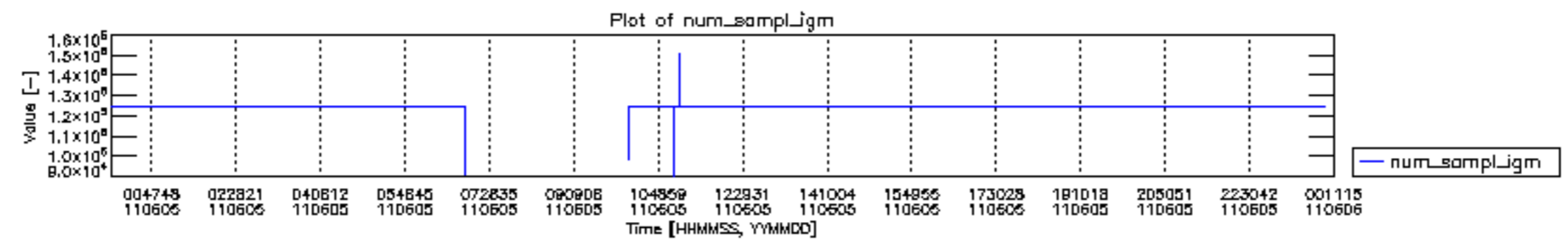
1	MIP_NL__0PNPDE20110605_014049_000045023103_00146_48436_8970.N1	0	1
2	MIP_NL__0PNPDE20110605_025518_000061823103_00147_48437_8971.N1	0	1
3	MIP_NL__0PNPDE20110605_043742_000060163103_00148_48438_8972.N1	0	1
4	MIP_NL__0PNPDK20110605_061714_000000043103_00149_48439_5358.N1	0	1
5	MIP_NL__0PNPDK20110605_061719_000000023103_00149_48439_5359.N1	0	1
6	MIP_NL__0PNPDK20110605_061721_000000023103_00149_48439_5363.N1	0	1
7	MIP_NL__0PNPDK20110605_061725_000000083103_00149_48439_5366.N1	0	1
8	MIP_NL__0PNPDK20110605_061733_000000043103_00149_48439_5368.N1	0	1
9	MIP_NL__0PNPDK20110605_061737_000000043103_00149_48439_5370.N1	0	1
10	MIP_NL__0PNPDK20110605_061744_000000103103_00149_48439_5371.N1	0	1
11	MIP_NL__0PNPDK20110605_061754_000000083103_00149_48439_5372.N1	0	1
12	MIP_NL__0PNPDK20110605_061802_000000173103_00149_48439_5373.N1	0	1
13	MIP_NL__0PNPDK20110605_061819_000000383103_00149_48439_5375.N1	0	1
14	MIP_NL__0PNPDK20110605_061857_000004803103_00149_48439_5377.N1	0	1
15	MIP_NL__0PNPDK20110605_062659_000020323103_00149_48439_5378.N1	0	1
16	MIP_NL__0PNPDK20110605_101347_000018593103_00151_48441_5379.N1	0	1
17	MIP_NL__0PNPDK20110605_104404_000060523103_00152_48442_5380.N1	0	1
18	MIP_NL__0PNPDK20110605_122416_000059703103_00153_48443_5381.N1	0	1
19	MIP_NL__0PNPDK20110605_140313_000058743103_00154_48444_5382.N1	0	1
20	MIP_NL__0PNPDK20110605_154024_000058623103_00155_48445_5383.N1	0	1
21	MIP_NL__0PNPDK20110605_171715_000059453103_00156_48446_5384.N1	0	1
22	MIP_NL__0PNPDK20110605_185514_000060693103_00157_48447_5385.N1	0	1
23	MIP_NL__0PNPDE20110605_203516_000042853103_00158_48448_8973.N1	0	1
24	MIP_NL__0PNPDE20110605_214530_000061633103_00158_48448_8974.N1	0	1
25	MIP_NL__0PNPDE20110605_232701_000060853103_00159_48449_8975.N1	0	1

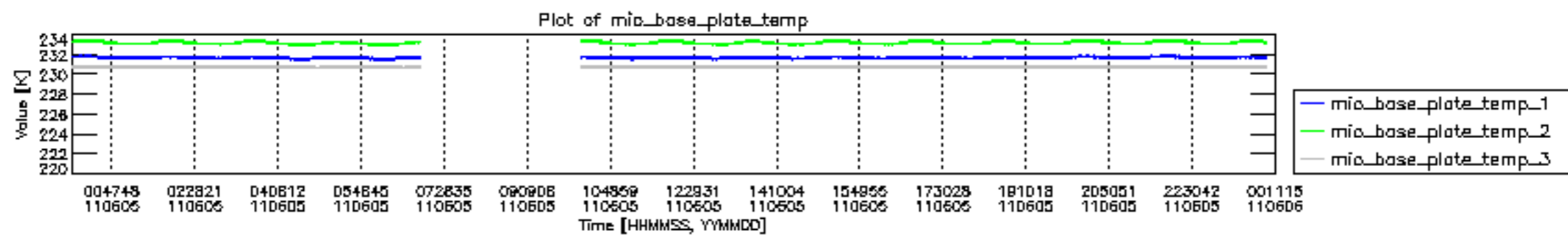


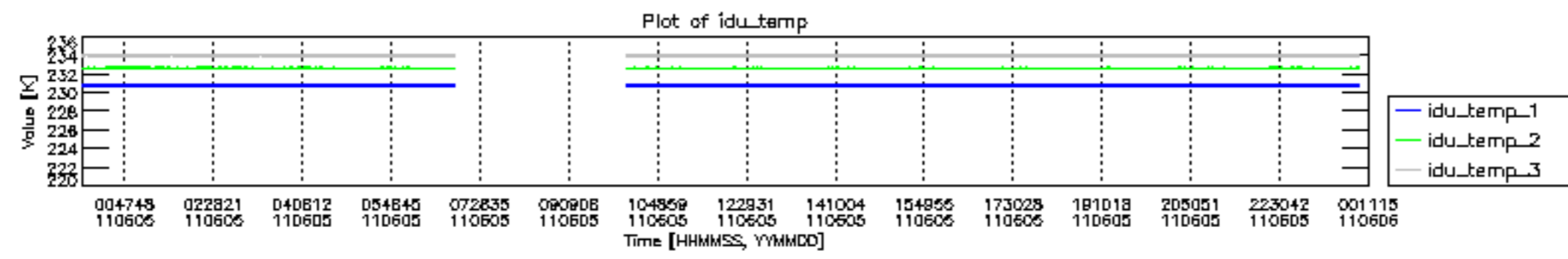
mipas_daily_report_level0_KSPT_L0_4504_N_20110605_12.PNG

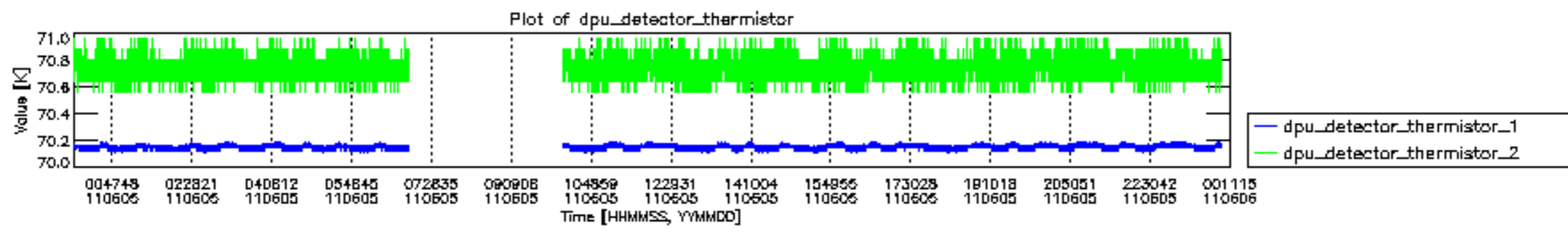


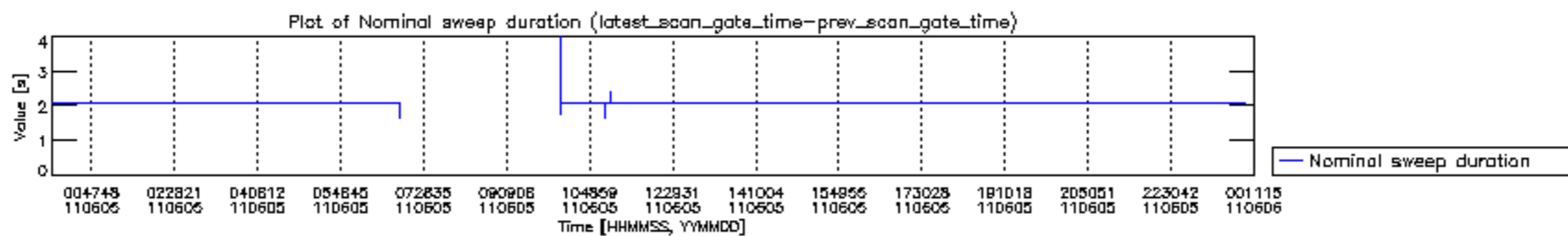
mipas_daily_report_level0_KSPT_L0_4504_N_20110605_13.PNG

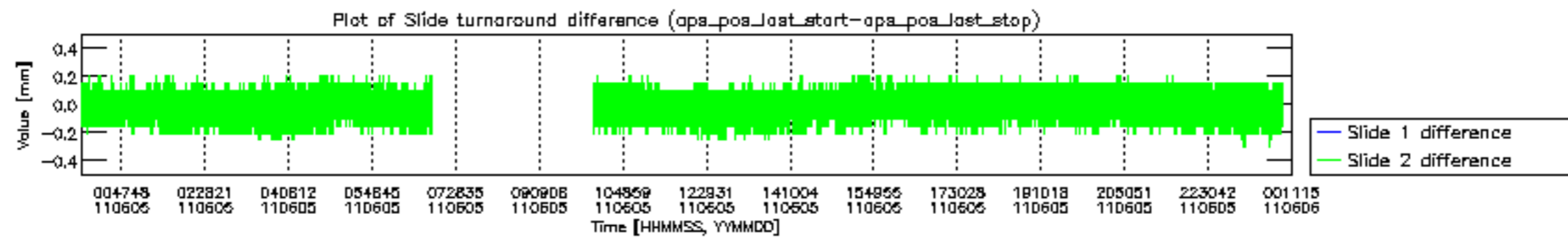





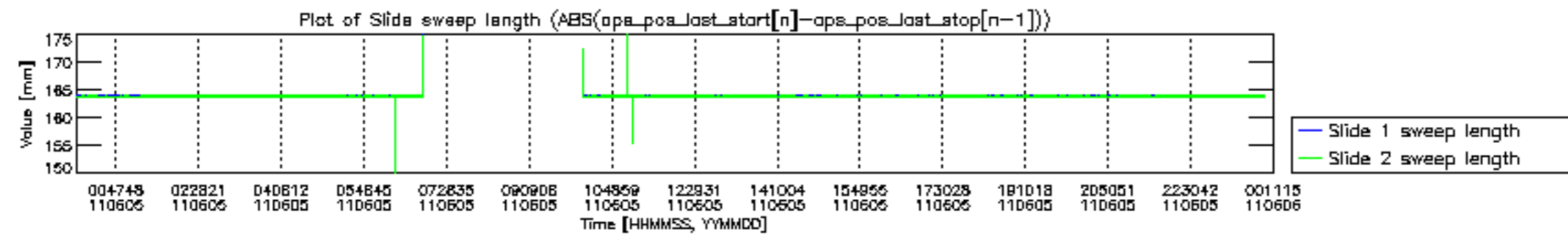


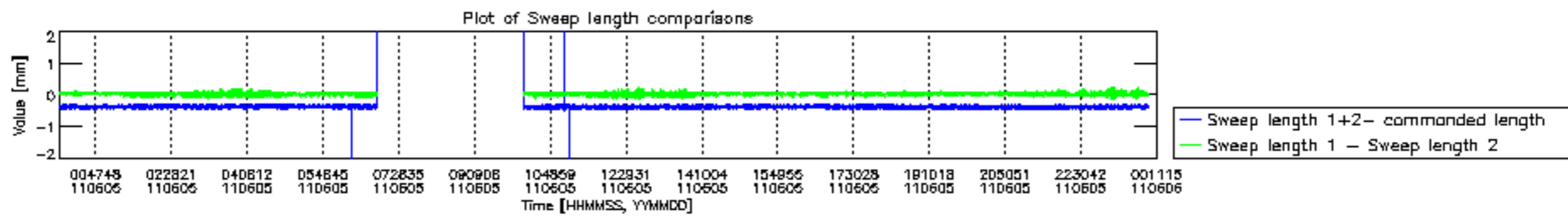


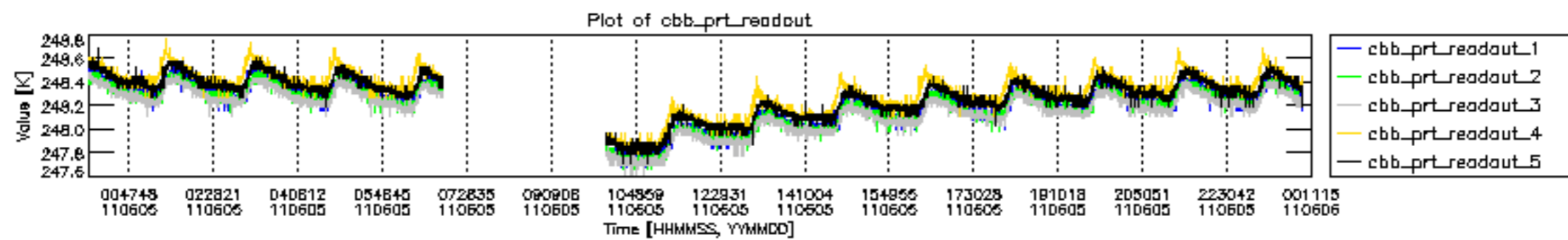


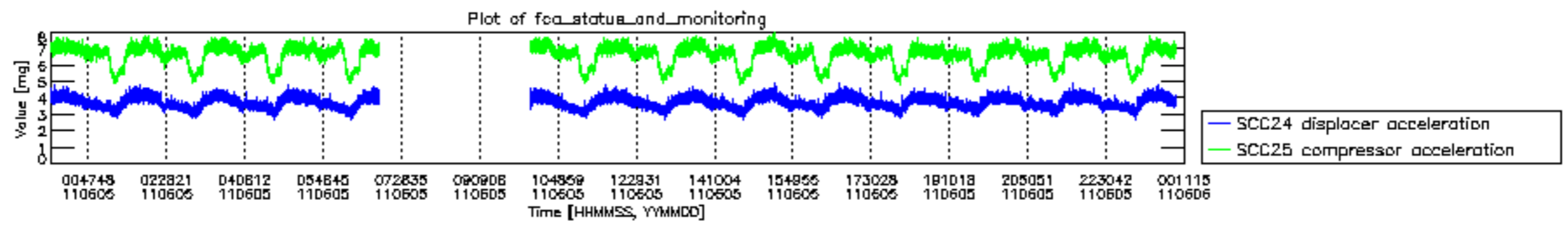












MIPNLOP_MIPSOUPAC_aux_fields_igm_cal, channel statistics plot
 Colour indicates value.

