

0. MIPAS Daily Report for level 0 products

[0.1 General Info](#)

[0.2 Instrument Operational Performance Parameters](#)

[0.3 ADF monitoring](#)

0.1 General Info

This report contains a daily analysis on parameters extracted from MIPAS level 0 data (The MIP_NL__0P product).

0.1.1 Report summary

The table below shows general characteristics of the data that are included into this report.

Item	Value
Report version	v1.6 08-11-2010
Time of report generation	11MAY2011 09:46:00
Data source version	KSPT_L0/4504-N
Processing scope for products	06MAY2011 00:00:00 to 07MAY2011 00:00:00
Start time of first product within scope	06MAY2011 00:04:17
Stop time of last product within scope	07MAY2011 01:08:06
Total number of level 0 products	14
Number of level 0 products with errors	0

0.1.2 Product Quality Indicators per product

The following table shows a summary for each product used in this report.

#	Product name	Start time	Stop time	Prod err	ISP err sign	ISP miss sign	ISP disc sign	rs sign
0	MIP_NL__0PNPDE20110506_000417_000059413102_00145_48004_3581.N1	06MAY2011 00:04:17	06MAY2011 01:43:18	0	0	0	0	0
1	MIP_NL__0PNPDE20110506_014220_000044413102_00146_48005_3582.N1	06MAY2011 01:42:20	06MAY2011 02:56:21	0	0	0	0	0
2	MIP_NL__0PNPDE20110506_025548_000060873102_00147_48006_3583.N1	06MAY2011 02:55:48	06MAY2011 04:37:15	0	0	0	0	0
3	MIP_NL__0PNPDE20110506_043642_000060543102_00148_48007_3584.N1	06MAY2011 04:36:42	06MAY2011 06:17:36	0	0	0	0	0
4	MIP_NL__0PNPDK20110506_061703_000025623102_00149_48008_5070.N1	06MAY2011 06:17:03	06MAY2011 06:59:45	0	0	0	0	0
5	MIP_NL__0PNPDK20110506_101446_000018193102_00151_48010_5071.N1	06MAY2011 10:14:46	06MAY2011 10:45:06	0	0	0	0	0
6	MIP_NL__0PNPDK20110506_104422_000060563102_00152_48011_5072.N1	06MAY2011 10:44:22	06MAY2011 12:25:17	0	0	0	0	0
7	MIP_NL__0PNPDK20110506_140205_000059603102_00154_48013_5074.N1	06MAY2011 14:02:05	06MAY2011 15:41:25	0	0	0	0	0
8	MIP_NL__0PNPDK20110506_154043_000057823102_00155_48014_5075.N1	06MAY2011 15:40:43	06MAY2011 17:17:05	0	0	0	0	0
9	MIP_NL__0PNPDK20110506_171613_000060293102_00156_48015_5076.N1	06MAY2011 17:16:13	06MAY2011 18:56:42	0	0	0	0	0
10	MIP_NL__0PNPDK20110506_185548_000059623102_00157_48016_5077.N1	06MAY2011 18:55:48	06MAY2011 20:35:10	0	0	0	0	0
11	MIP_NL__0PNPDE20110506_203342_000043723102_00158_48017_3585.N1	06MAY2011 20:33:42	06MAY2011 21:46:34	0	0	0	0	0
12	MIP_NL__0PNPDE20110506_214530_000061733102_00158_48017_3586.N1	06MAY2011 21:45:30	06MAY2011 23:28:23	0	0	0	0	0
13	MIP_NL__0PNPDE20110506_232726_000060393102_00159_48018_3587.N1	06MAY2011 23:27:26	07MAY2011 01:08:06	0	0	0	0	0

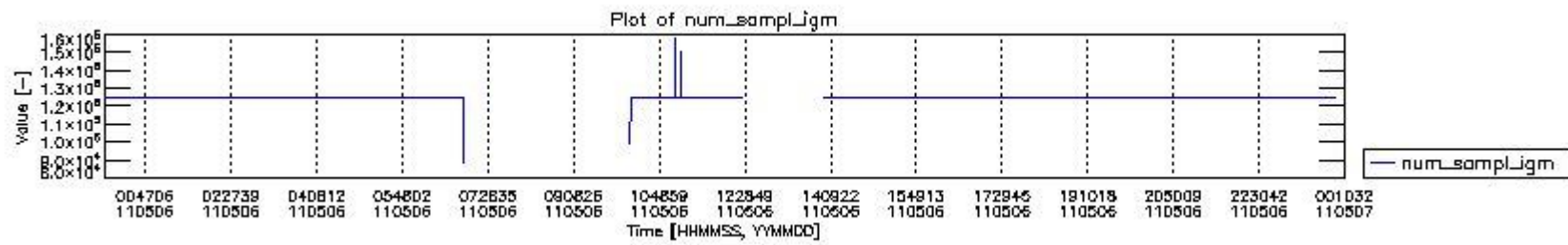
0.2 Instrument Operational Performance Parameters

The following plots give an overview of various instrument parameters for this day. The instrument parameters are part of the auxiliary data field within the source packets of the MIP_NL__0P product. The auxiliary data is normally included twice per interferogram. Note that only the first packet is currently included in monitoring.

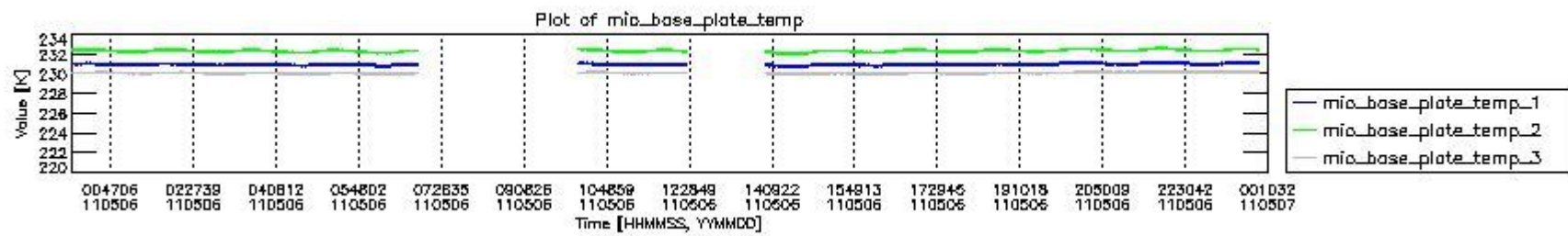
The following table shows the counts of various interferogram number of samples

Number of igm samples	Count [#]	Count [%]
88244	1	0.0030244375
96456	1	0.0030244375
98922	1	0.0030244375
116588	1	0.0030244375

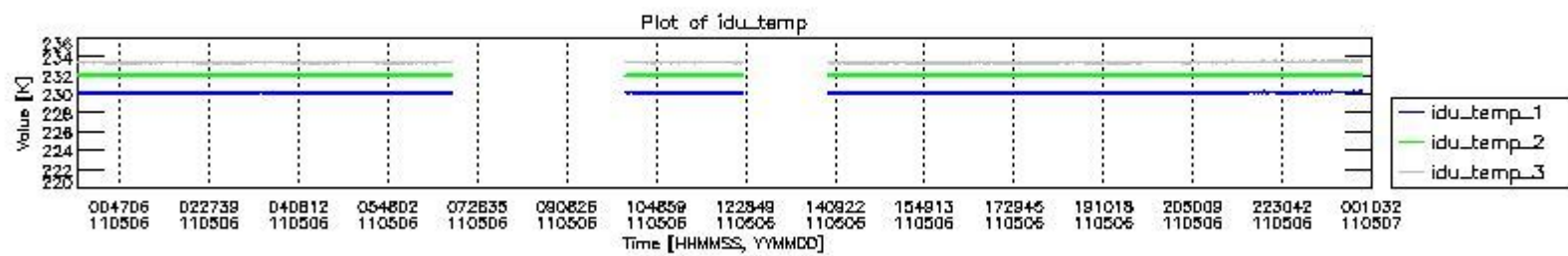
123548	1	0.0030244375
124174	1	0.0030244375
124800	30708	92.874425
124803	2344	7.0892814
127679	1	0.0030244375
131173	1	0.0030244375
147811	1	0.0030244375
150690	1	0.0030244375
151305	1	0.0030244375
157678	1	0.0030244375



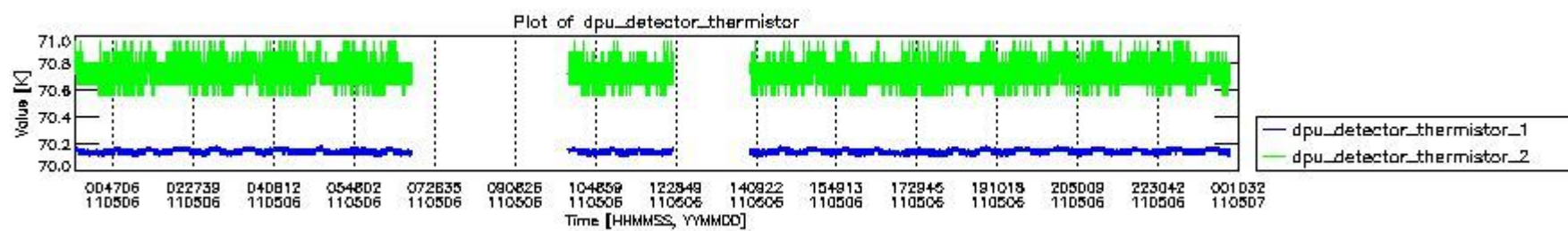
mipas_daily_report_level0_KSPT_L0_4504_N_20110506_0.PNG



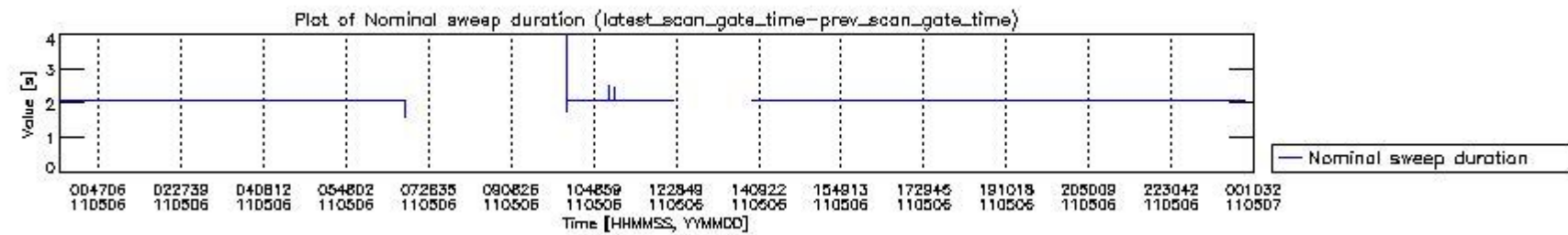
mipas_daily_report_level0_KSPT_L0_4504_N_20110506_1.PNG



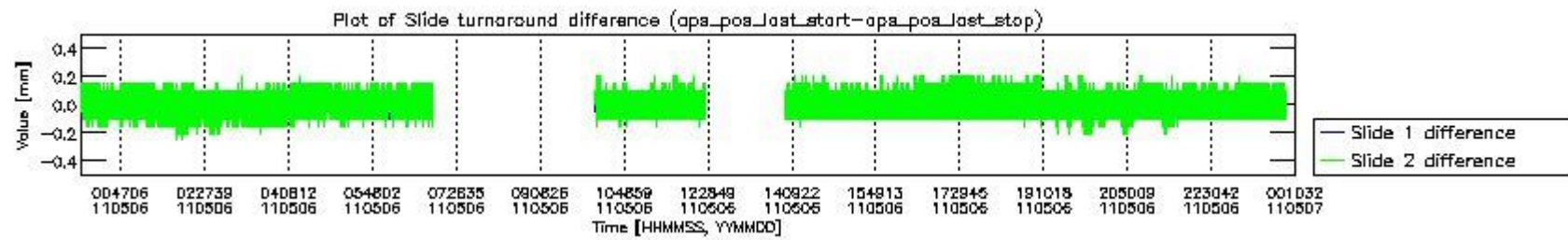
mipas_daily_report_level0_KSPT_L0_4504_N_20110506_2.PNG



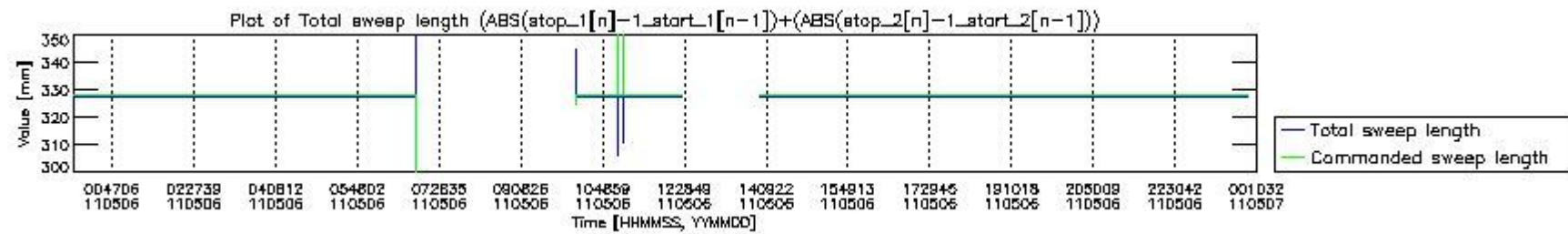
mipas_daily_report_level0_KSPT_L0_4504_N_20110506_3.PNG



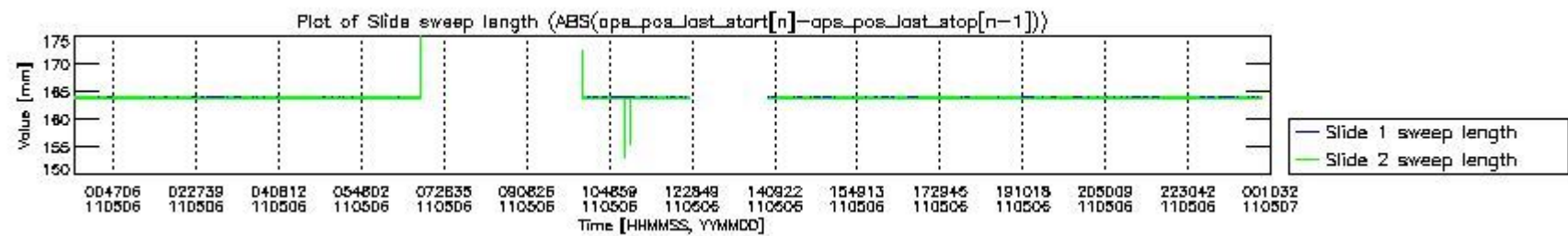
mipas_daily_report_level0_KSPT_L0_4504_N_20110506_4.PNG



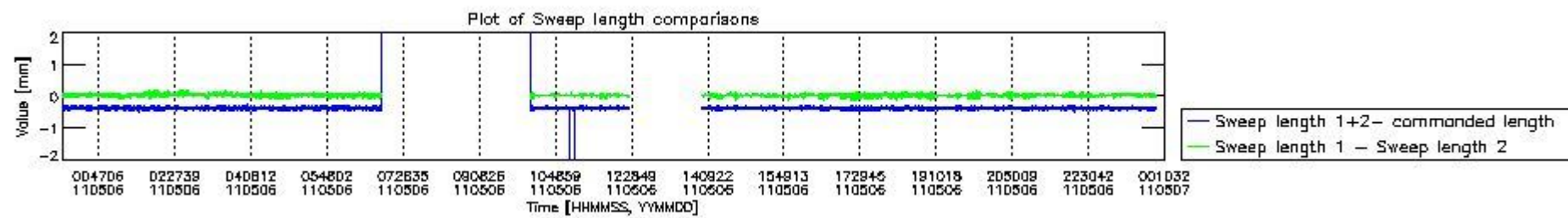
mipas_daily_report_level0_KSPT_L0_4504_N_20110506_5.PNG



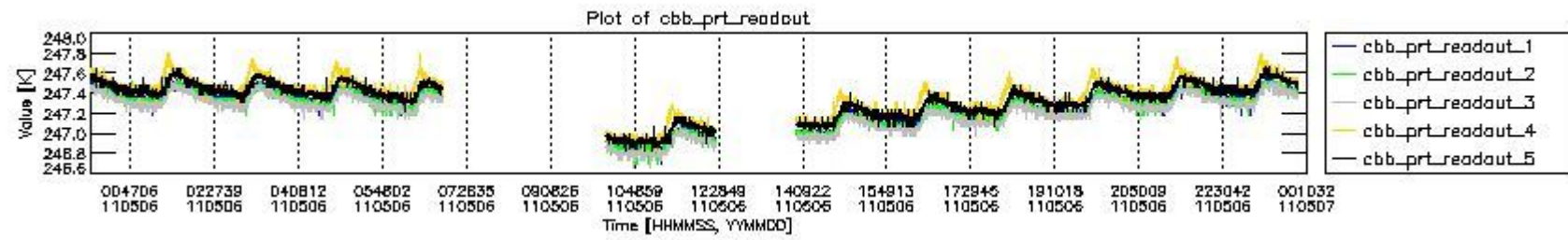
mipas_daily_report_level0_KSPT_L0_4504_N_20110506_6.PNG



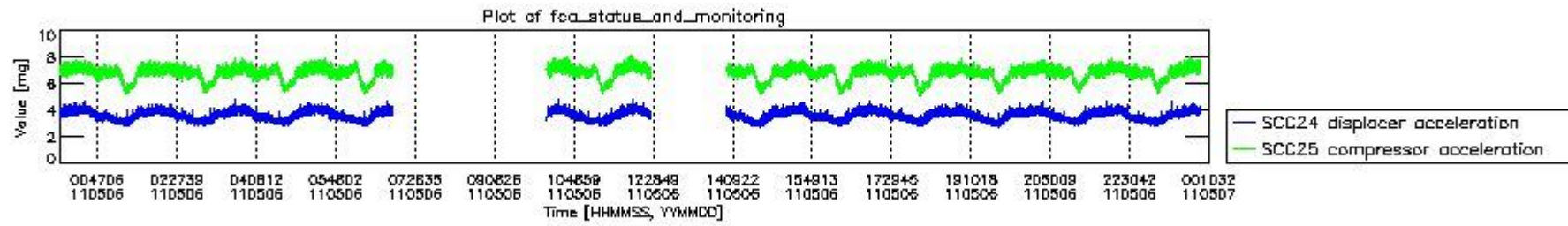
mipas_daily_report_level0_KSPT_L0_4504_N_20110506_7.PNG



mipas_daily_report_level0_KSPT_L0_4504_N_20110506_8.PNG



mipas_daily_report_level0_KSPT_L0_4504_N_20110506_9.PNG

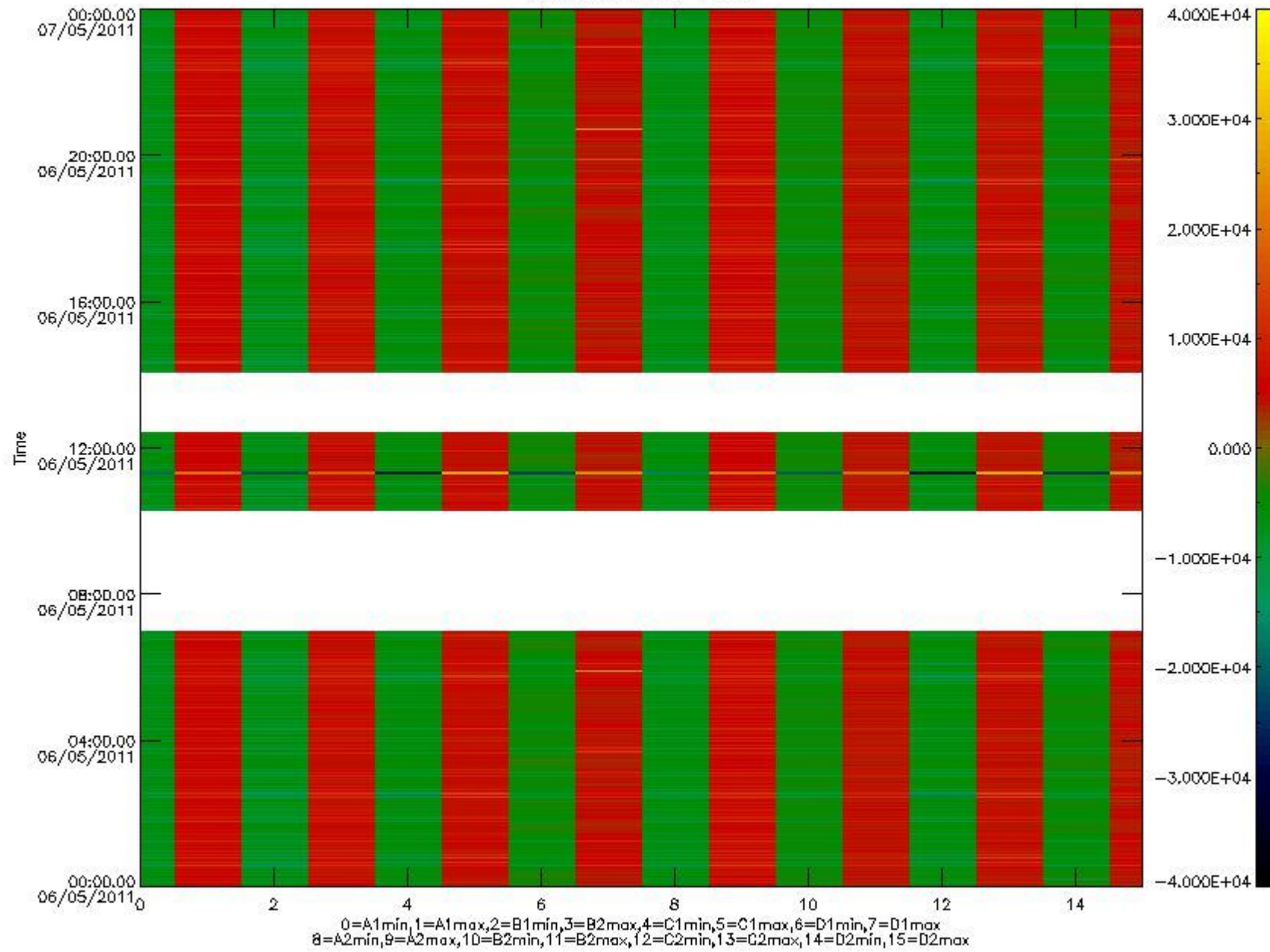


mipas_daily_report_level0_KSPT_L0_4504_N_20110506_10.PNG

The following table shows channel statistics for all channels for this day.

Channel	Min	Max	ADC
A1	-32768	32767	16bit
B1	-32768	32767	16bit
C1	-26959	26959	16bit
D1	-32768	32767	16bit
A2	-32768	28246	16bit
B2	-32768	32767	16bit
C2	-28072	27753	16bit
D2	-32768	32767	16bit

MIPNLOP_MIPSOUPAC_aux_fields_1gm_cal, channel statistics plot
Colour indicates value.



mipas_daily_report_level0_KSPT_L0_4504_N_20110506_11.PNG

0.3 ADF monitoring

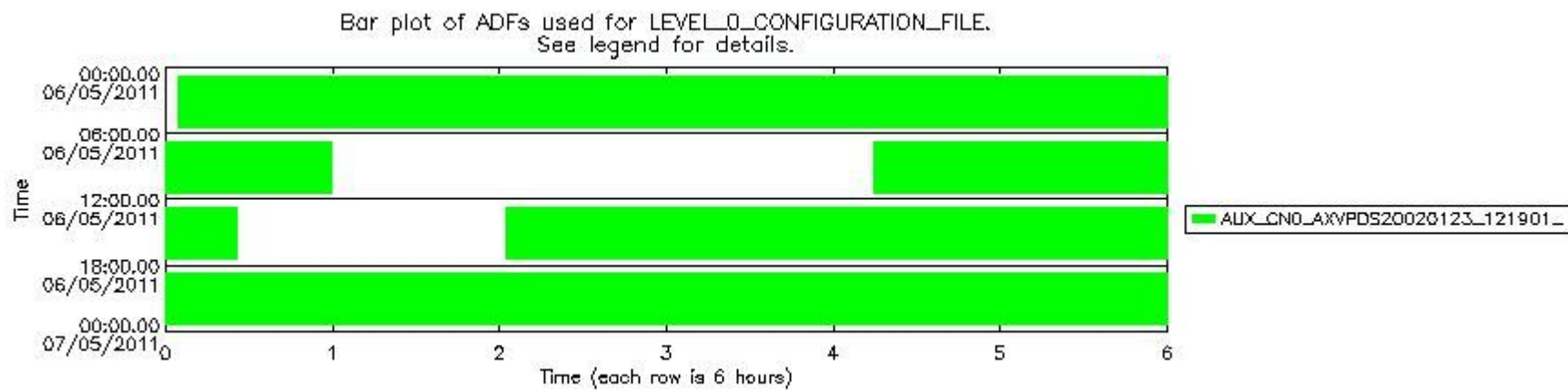
The use of ADFs is shown in two ways:

1. By means of two tables that can be used to find the ADF used for a specific product.
2. By means of plots that show changes in ADF using colours.

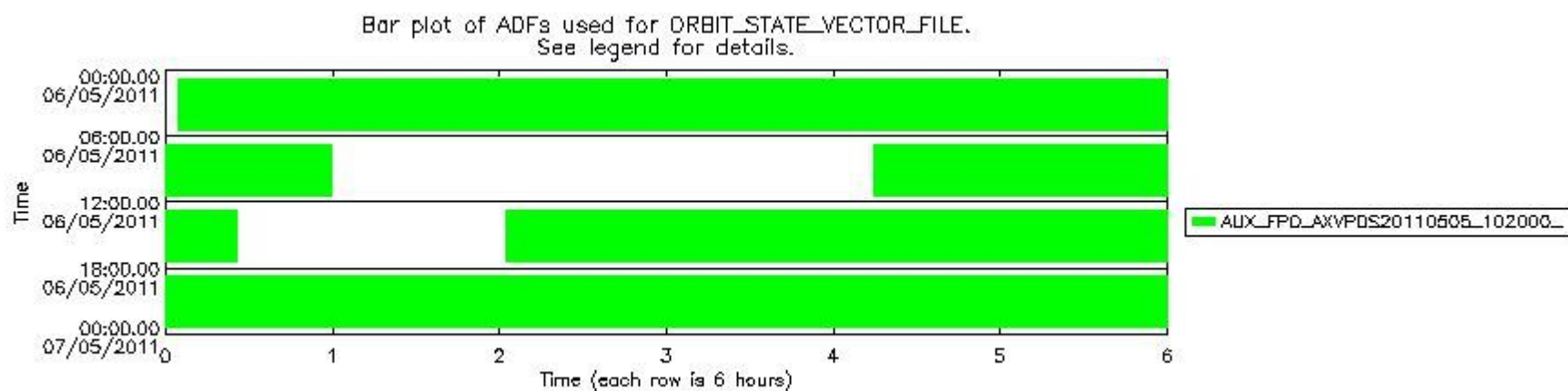
Number	ADF
0	AUX_CN0_AXVPDS20020123_121901_20020101_000000_20200101_000000
1	AUX_FPO_AXVPDS20110505_102000_20110504_195128_20110514_202503

Number	Product name	#CN0	#FPO
0	MIP_NL_0PNPDE20110506_000417_000059413102_00145_48004_3581.N1	0	1

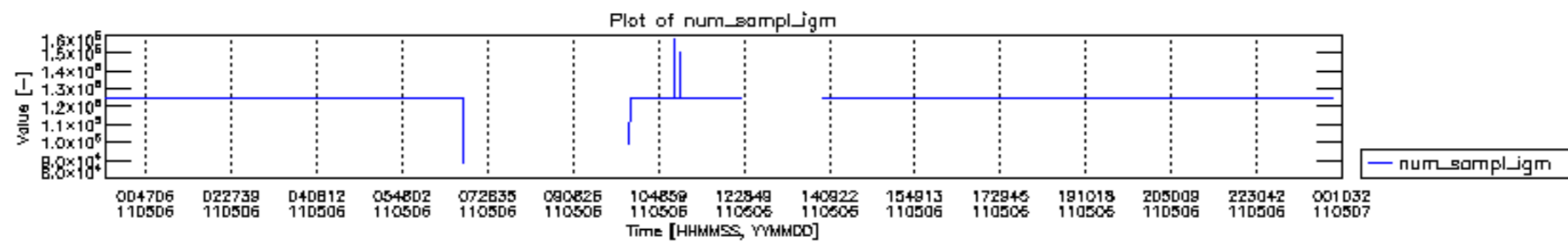
1	MIP_NL__0PNPDE20110506_014220_000044413102_00146_48005_3582.N1	0	1
2	MIP_NL__0PNPDE20110506_025548_000060873102_00147_48006_3583.N1	0	1
3	MIP_NL__0PNPDE20110506_043642_000060543102_00148_48007_3584.N1	0	1
4	MIP_NL__0PNPDK20110506_061703_000025623102_00149_48008_5070.N1	0	1
5	MIP_NL__0PNPDK20110506_101446_000018193102_00151_48010_5071.N1	0	1
6	MIP_NL__0PNPDK20110506_104422_000060563102_00152_48011_5072.N1	0	1
7	MIP_NL__0PNPDK20110506_140205_000059603102_00154_48013_5074.N1	0	1
8	MIP_NL__0PNPDK20110506_154043_000057823102_00155_48014_5075.N1	0	1
9	MIP_NL__0PNPDK20110506_171613_000060293102_00156_48015_5076.N1	0	1
10	MIP_NL__0PNPDK20110506_185548_000059623102_00157_48016_5077.N1	0	1
11	MIP_NL__0PNPDE20110506_203342_000043723102_00158_48017_3585.N1	0	1
12	MIP_NL__0PNPDE20110506_214530_000061733102_00158_48017_3586.N1	0	1
13	MIP_NL__0PNPDE20110506_232726_000060393102_00159_48018_3587.N1	0	1

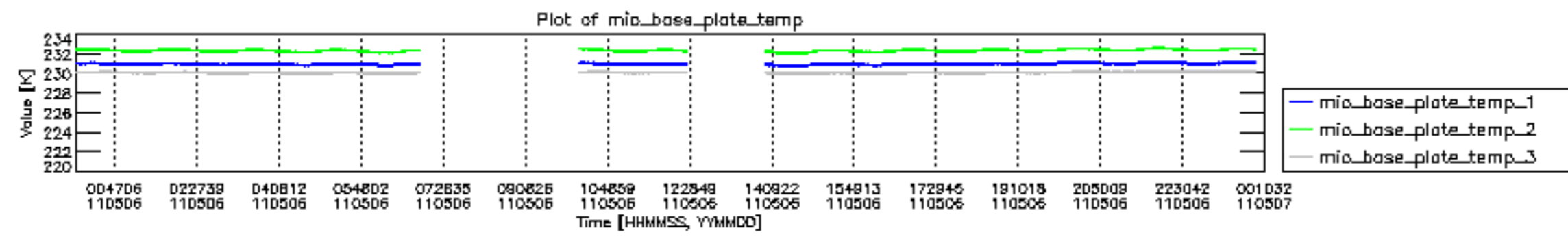


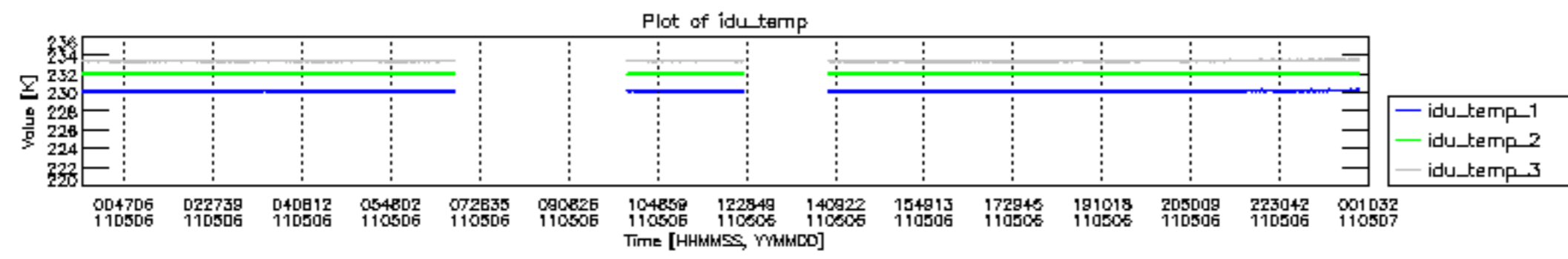
mipas_daily_report_level0_KSPT_L0_4504_N_20110506_12.PNG

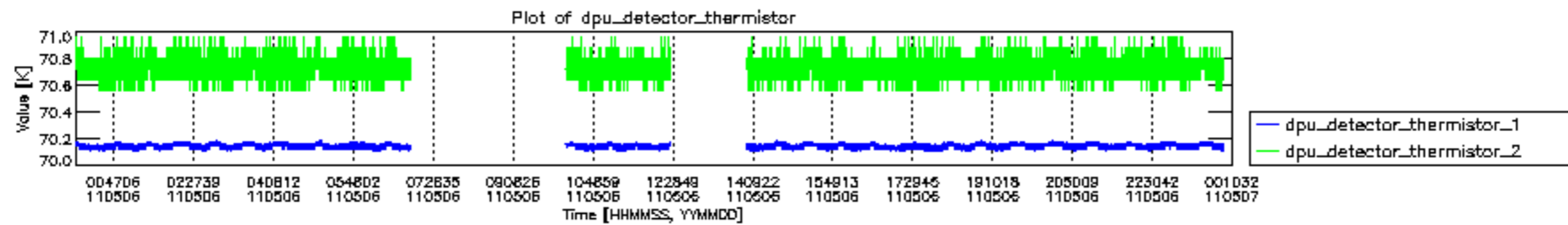


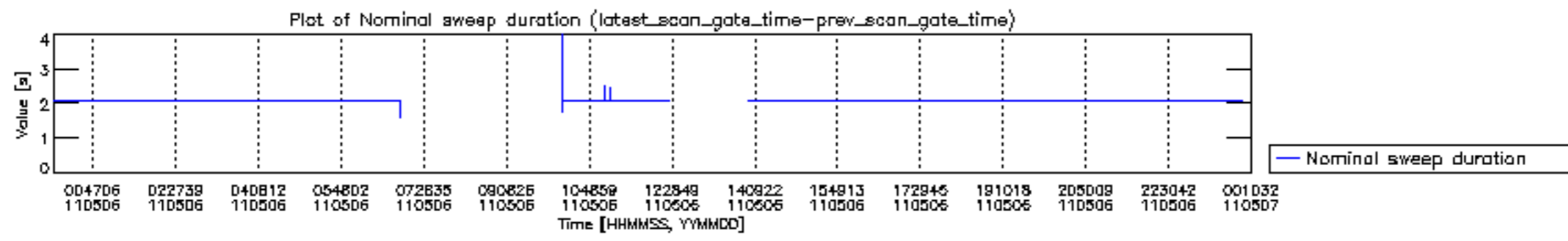
mipas_daily_report_level0_KSPT_L0_4504_N_20110506_13.PNG

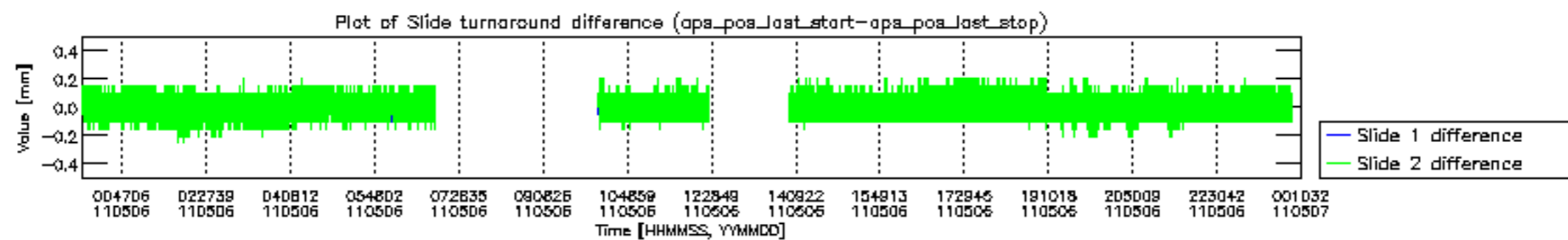


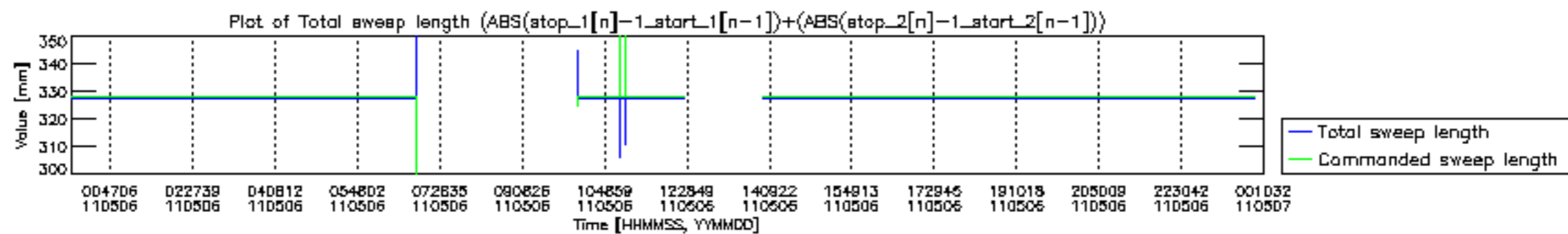


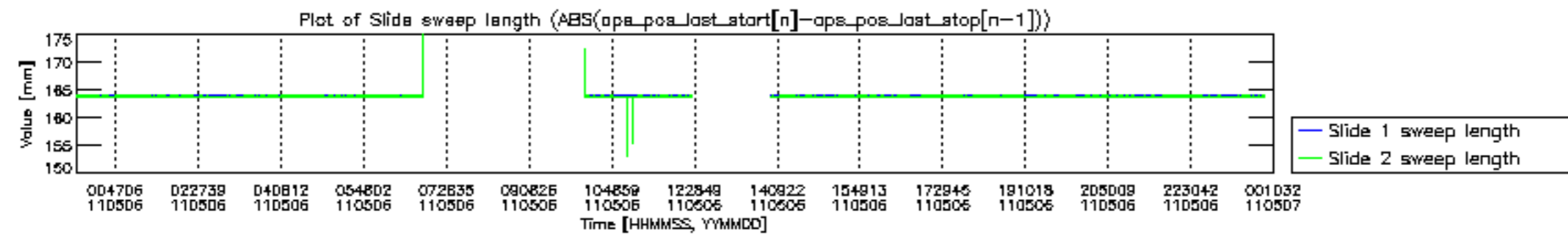


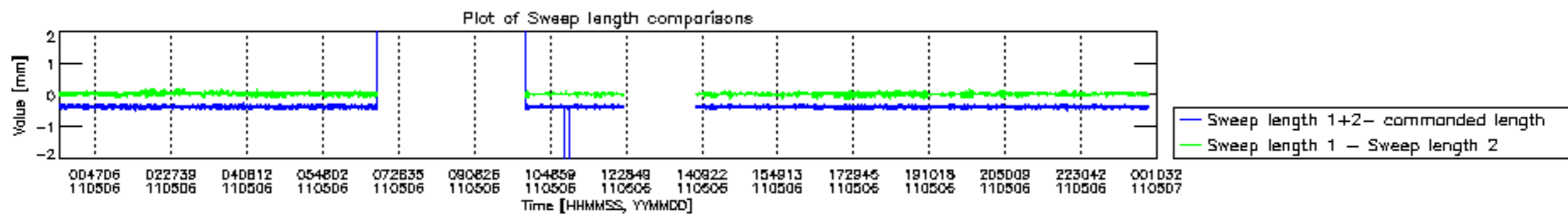


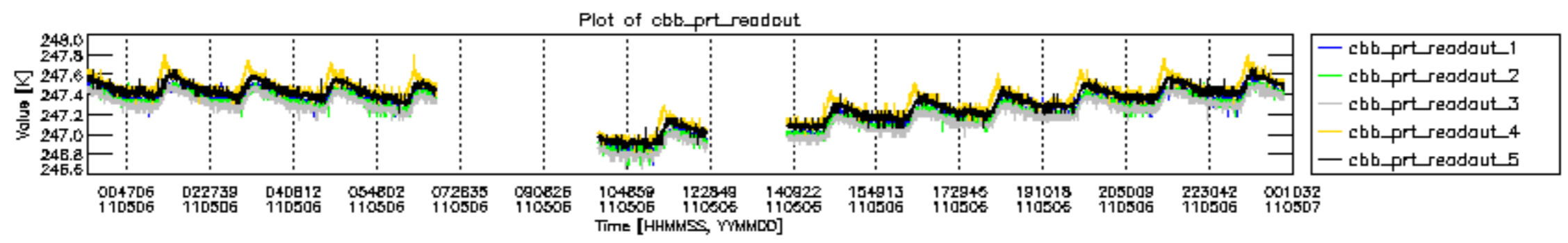


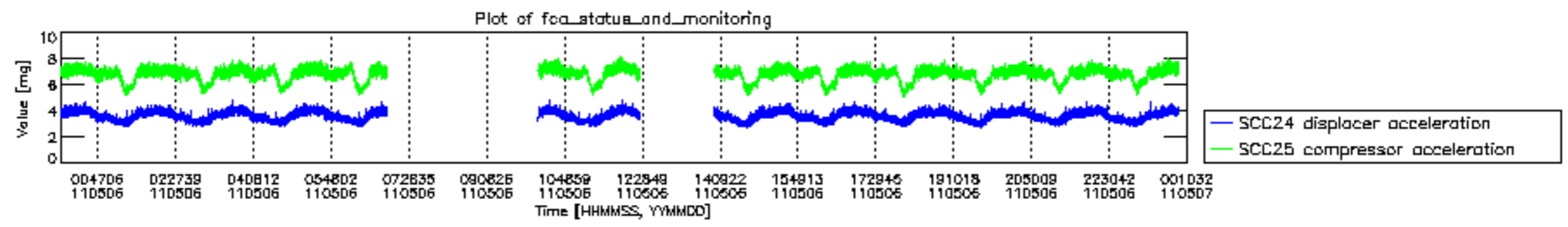












MIPNLOP_MIPSOUPAC_aux_fields_igm_cal, channel statistics plot
 Colour indicates value.

