

0. MIPAS Daily Report for level 0 products

[0.1 General Info](#)

[0.2 Instrument Operational Performance Parameters](#)

[0.3 ADF monitoring](#)

0.1 General Info

This report contains a daily analysis on parameters extracted from MIPAS level 0 data (The MIP_NL__0P product).

0.1.1 Report summary

The table below shows general characteristics of the data that are included into this report.

Item	Value
Report version	v1.6 08-11-2010
Time of report generation	09MAY2011 05:24:17
Data source version	KSPT_L0/4504-N
Processing scope for products	04MAY2011 00:00:00 to 05MAY2011 00:00:00
Start time of first product within scope	04MAY2011 01:16:49
Stop time of last product within scope	05MAY2011 00:42:17
Total number of level 0 products	13
Number of level 0 products with errors	0

0.1.2 Product Quality Indicators per product

The following table shows a summary for each product used in this report.

#	Product name	Start time	Stop time	Prod err	ISP err sign	ISP miss sign	ISP disc sign	rs sign
0	MIP_NL__0PNPDE20110504_011649_000102893102_00117_47976_3568.N1	04MAY2011 01:16:49	04MAY2011 04:08:18	0	0	0	0	0
1	MIP_NL__0PNPDE20110504_040742_000061713102_00119_47978_3569.N1	04MAY2011 04:07:42	04MAY2011 05:50:33	0	0	0	0	0
2	MIP_NL__0PNPDE20110504_055000_000062193102_00120_47979_3570.N1	04MAY2011 05:50:00	04MAY2011 07:33:39	0	0	0	0	0
3	MIP_NL__0PNPDK20110504_073308_000038653102_00121_47980_5032.N1	04MAY2011 07:33:08	04MAY2011 08:37:32	0	0	0	0	0
4	MIP_NL__0PNPDK20110504_083659_000061373102_00122_47981_5033.N1	04MAY2011 08:36:59	04MAY2011 10:19:16	0	0	0	0	0
5	MIP_NL__0PNPDK20110504_101832_000059913102_00123_47982_5034.N1	04MAY2011 10:18:32	04MAY2011 11:58:24	0	0	0	0	0
6	MIP_NL__0PNPDK20110504_115738_000059413102_00124_47983_5035.N1	04MAY2011 11:57:38	04MAY2011 13:36:39	0	0	0	0	0
7	MIP_NL__0PNPDK20110504_133605_000059523102_00125_47984_5036.N1	04MAY2011 13:36:05	04MAY2011 15:15:17	0	0	0	0	0
8	MIP_NL__0PNPDK20110504_151443_000058373102_00126_47985_5037.N1	04MAY2011 15:14:43	04MAY2011 16:52:00	0	0	0	0	0
9	MIP_NL__0PNPDK20110504_165102_000058853102_00127_47986_5038.N1	04MAY2011 16:51:02	04MAY2011 18:29:07	0	0	0	0	0
10	MIP_NL__0PNPDE20110504_200455_000044393102_00129_47988_3571.N1	04MAY2011 20:04:55	04MAY2011 21:18:55	0	0	0	0	0
11	MIP_NL__0PNPDE20110504_211800_000062003102_00129_47988_3572.N1	04MAY2011 21:18:00	04MAY2011 23:01:20	0	0	0	0	0
12	MIP_NL__0PNPDE20110504_230016_000061213102_00130_47989_3573.N1	04MAY2011 23:00:16	05MAY2011 00:42:17	0	0	0	0	0

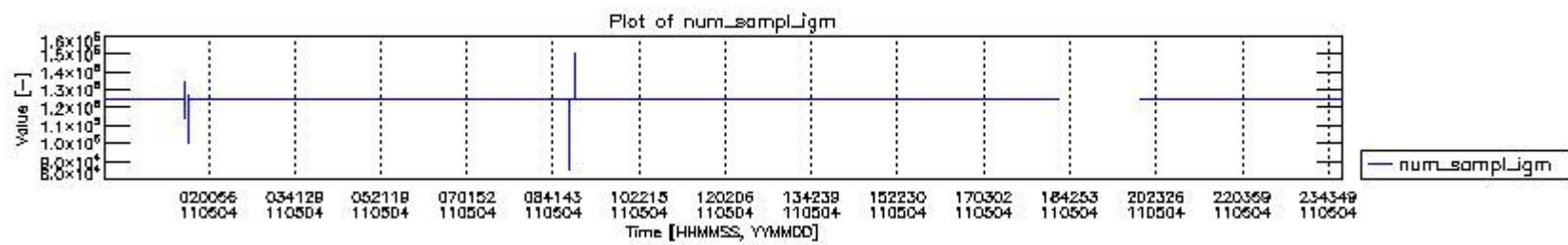
0.2 Instrument Operational Performance Parameters

The following plots give an overview of various instrument parameters for this day. The instrument parameters are part of the auxiliary data field within the source packets of the MIP_NL__0P product. The auxiliary data is normally included twice per interferogram. Note that only the first packet is currently included in monitoring.

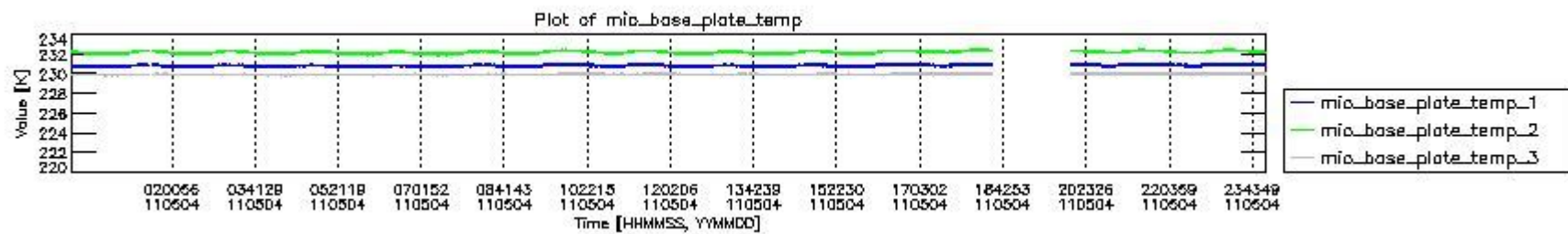
The following table shows the counts of various interferogram number of samples

Number of igm samples	Count [#]	Count [%]
85270	1	0.0025865191
94969	1	0.0025865191
100632	1	0.0025865191
114447	1	0.0025865191
115101	1	0.0025865191

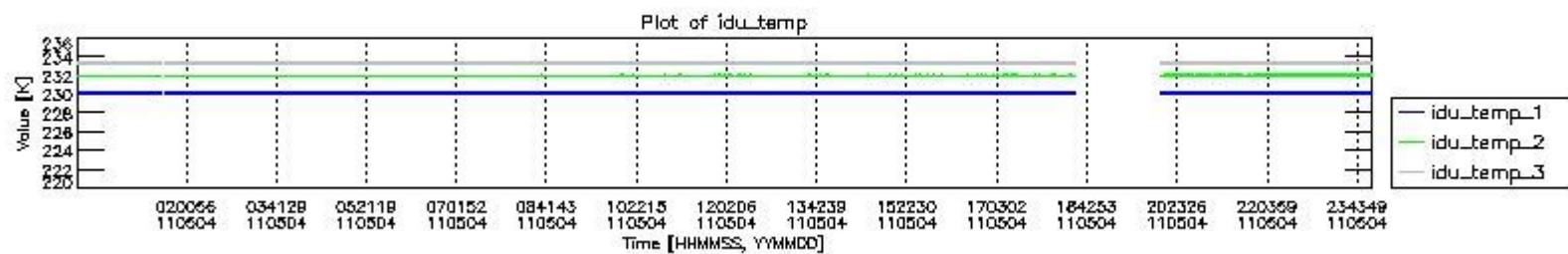
124226	1	0.0025865191
124800	36416	94.190678
124803	2234	5.7782836
125884	1	0.0025865191
126968	1	0.0025865191
127382	1	0.0025865191
134579	1	0.0025865191
147514	1	0.0025865191
150096	1	0.0025865191



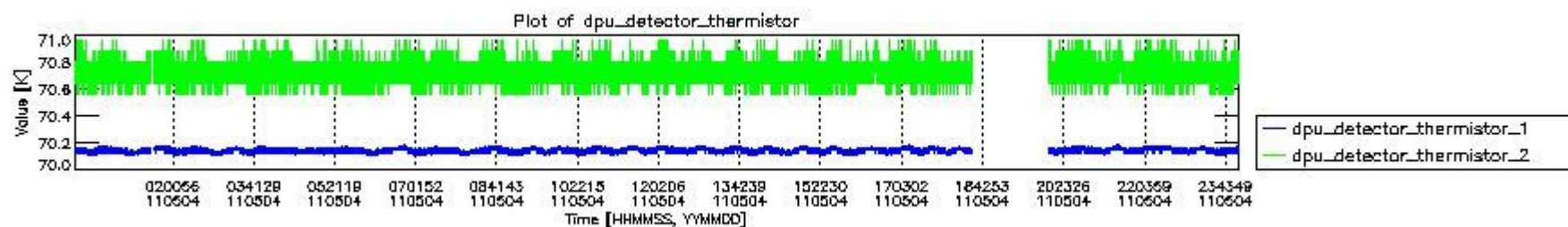
mipas_daily_report_level0_KSPT_L0_4504_N_20110504_0.PNG



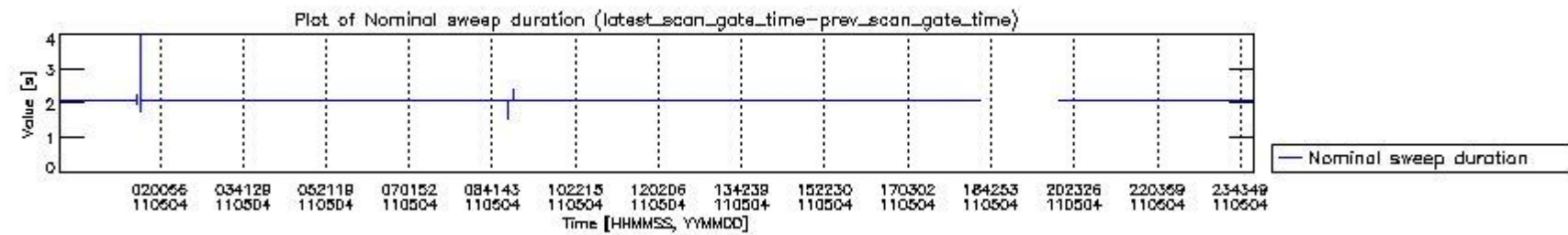
mipas_daily_report_level0_KSPT_L0_4504_N_20110504_1.PNG



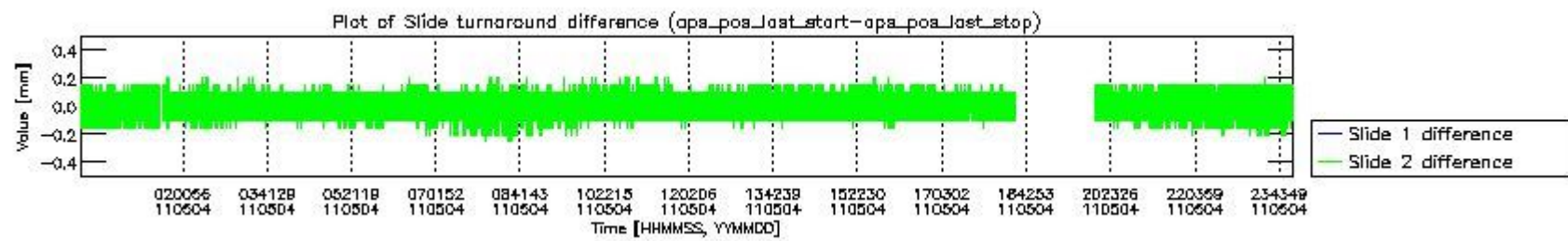
mipas_daily_report_level0_KSPT_L0_4504_N_20110504_2.PNG



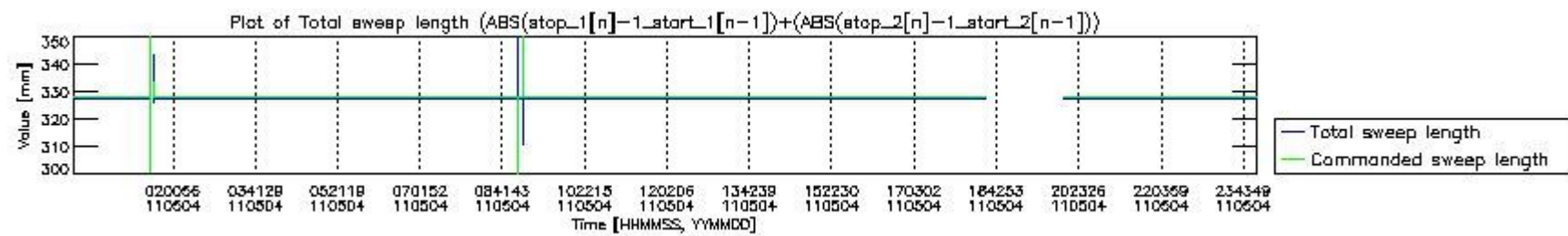
mipas_daily_report_level0_KSPT_L0_4504_N_20110504_3.PNG



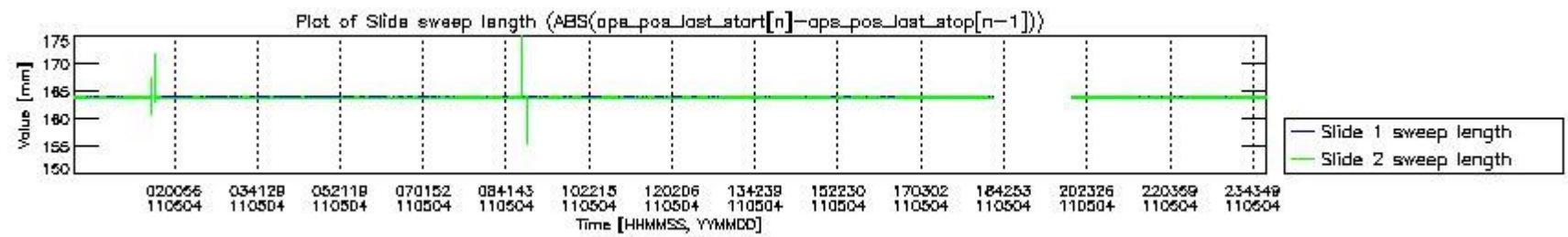
mipas_daily_report_level0_KSPT_L0_4504_N_20110504_4.PNG



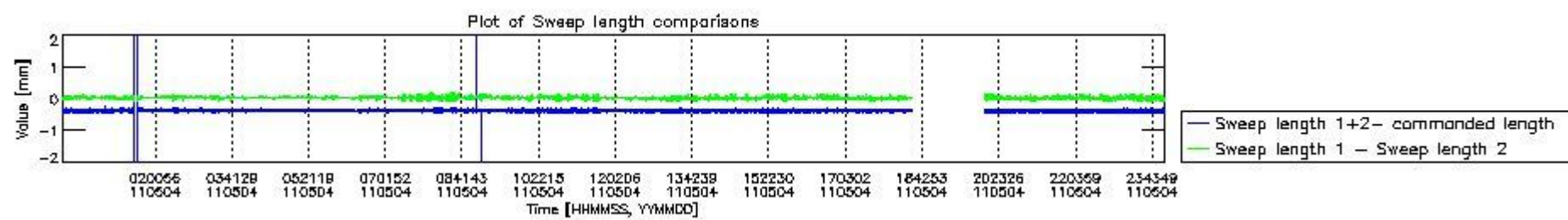
mipas_daily_report_level0_KSPT_L0_4504_N_20110504_5.PNG



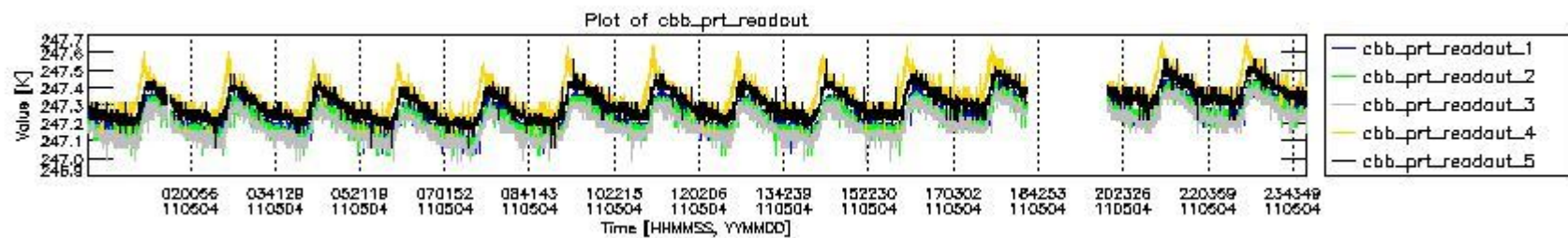
mipas_daily_report_level0_KSPT_L0_4504_N_20110504_6.PNG



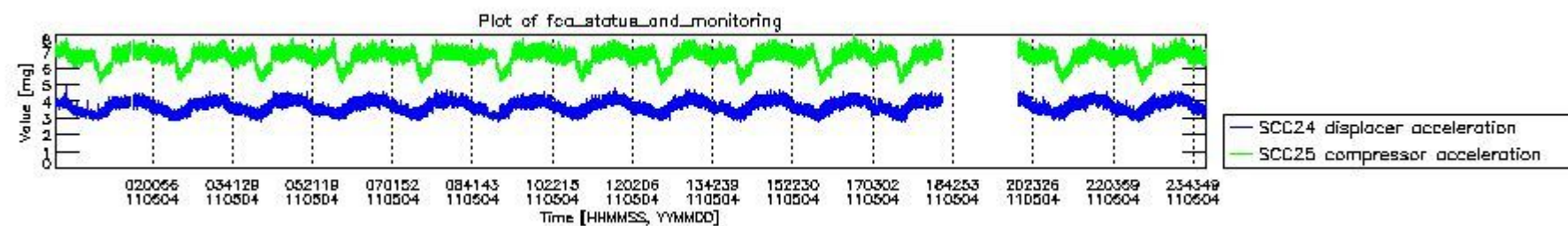
mipas_daily_report_level0_KSPT_L0_4504_N_20110504_7.PNG



mipas_daily_report_level0_KSPT_L0_4504_N_20110504_8.PNG



mipas_daily_report_level0_KSPT_L0_4504_N_20110504_9.PNG

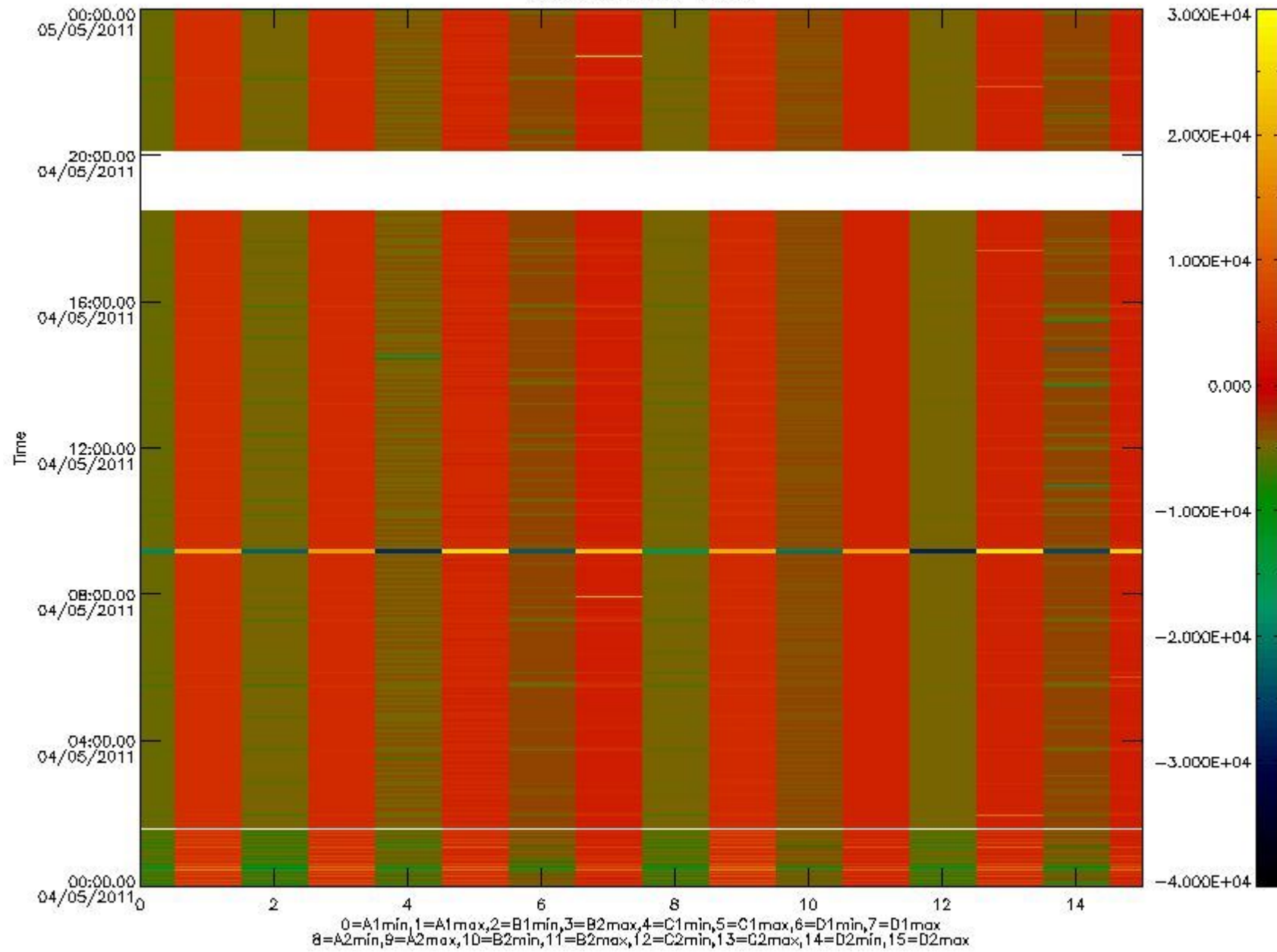


mipas_daily_report_level0_KSPT_L0_4504_N_20110504_10.PNG

The following table shows channel statistics for all channels for this day.

Channel	Min	Max	ADC
A1	-19168	20624	16bit
B1	-22277	18811	16bit
C1	-27370	27293	16bit
D1	-23403	29554	16bit
A2	-16509	20788	16bit
B2	-20641	19851	16bit
C2	-28442	28117	16bit
D2	-32768	25569	16bit

MIPNLOP_MIPSOUPAC_aux_fields_1gm_cal, channel statistics plot
Colour indicates value.



mipas_daily_report_level0_KSPT_L0_4504_N_20110504_11.PNG

0.3 ADF monitoring

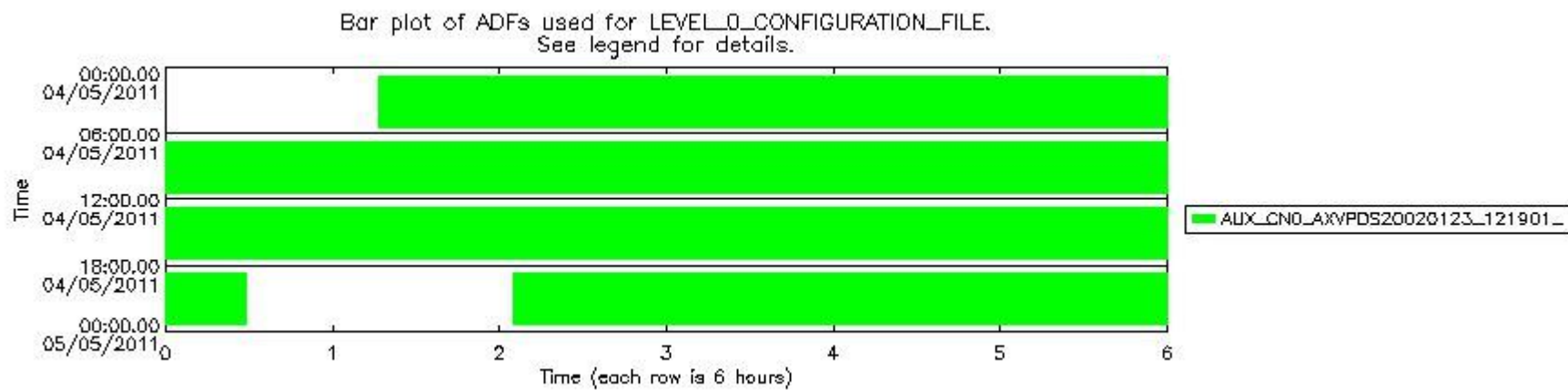
The use of ADFs is shown in two ways:

1. By means of two tables that can be used to find the ADF used for a specific product.
2. By means of plots that show changes in ADF using colours.

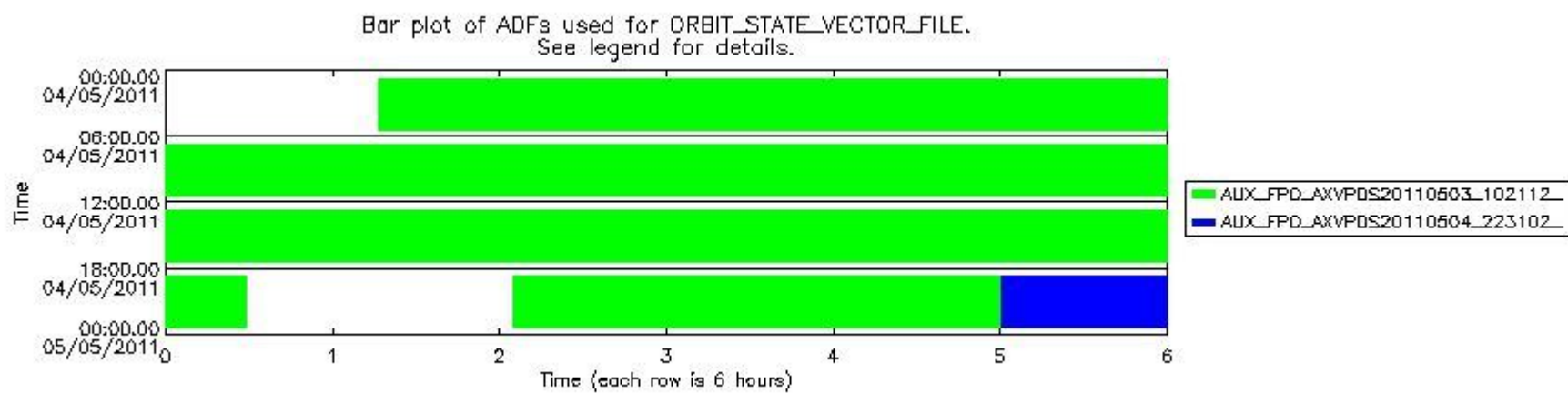
Number	ADF
0	AUX_CN0_AXVPDS20020123_121901_20020101_000000_20200101_000000
1	AUX_FPO_AXVPDS20110503_102112_20110502_192443_20110512_213831
2	AUX_FPO_AXVPDS20110504_223102_20110504_095004_20110514_120353

Number	Product name	#CN0	#FPO
--------	--------------	------	------

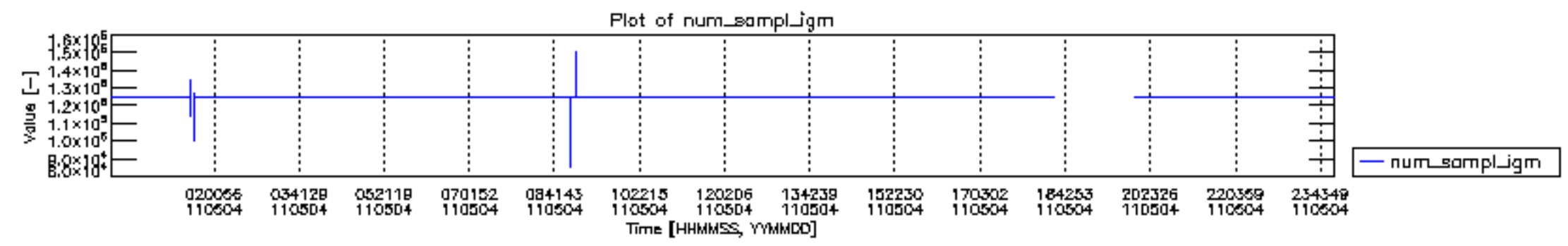
0	MIP_NL__0PNPDE20110504_011649_000102893102_00117_47976_3568.N1	0	1
1	MIP_NL__0PNPDE20110504_040742_000061713102_00119_47978_3569.N1	0	1
2	MIP_NL__0PNPDE20110504_055000_000062193102_00120_47979_3570.N1	0	1
3	MIP_NL__0PNPDK20110504_073308_000038653102_00121_47980_5032.N1	0	1
4	MIP_NL__0PNPDK20110504_083659_000061373102_00122_47981_5033.N1	0	1
5	MIP_NL__0PNPDK20110504_101832_000059913102_00123_47982_5034.N1	0	1
6	MIP_NL__0PNPDK20110504_115738_000059413102_00124_47983_5035.N1	0	1
7	MIP_NL__0PNPDK20110504_133605_000059523102_00125_47984_5036.N1	0	1
8	MIP_NL__0PNPDK20110504_151443_000058373102_00126_47985_5037.N1	0	1
9	MIP_NL__0PNPDK20110504_165102_000058853102_00127_47986_5038.N1	0	1
10	MIP_NL__0PNPDE20110504_200455_000044393102_00129_47988_3571.N1	0	1
11	MIP_NL__0PNPDE20110504_211800_000062003102_00129_47988_3572.N1	0	1
12	MIP_NL__0PNPDE20110504_230016_000061213102_00130_47989_3573.N1	0	2

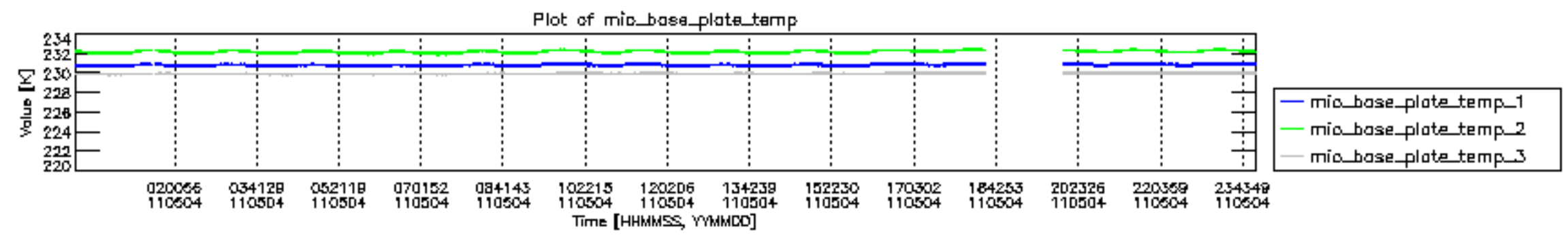


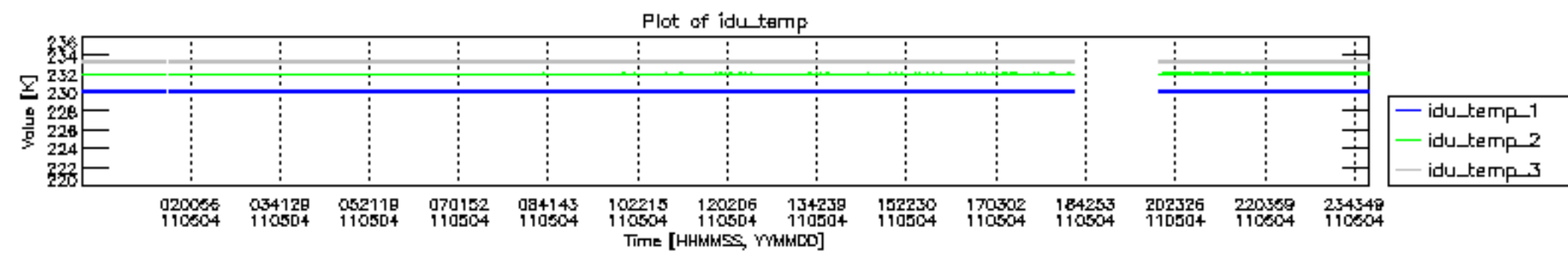
mipas_daily_report_level0_KSPT_L0_4504_N_20110504_12.PNG

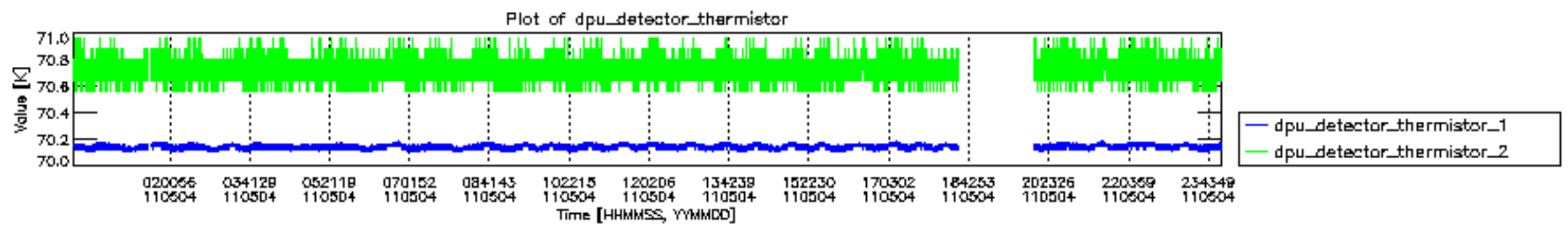


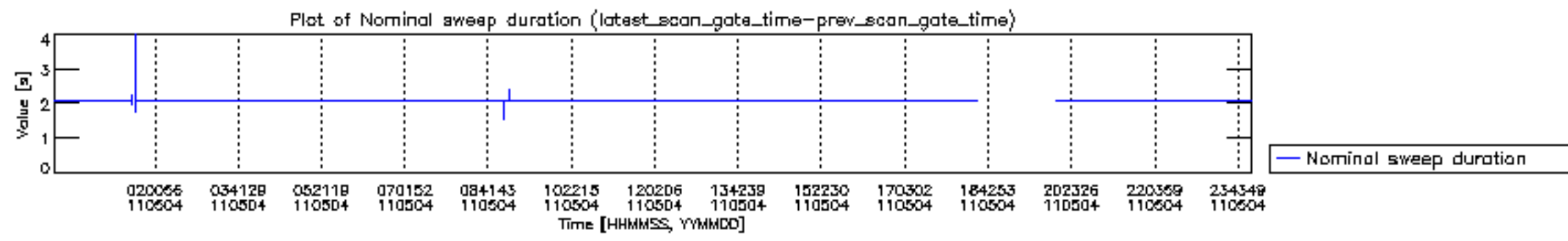
mipas_daily_report_level0_KSPT_L0_4504_N_20110504_13.PNG

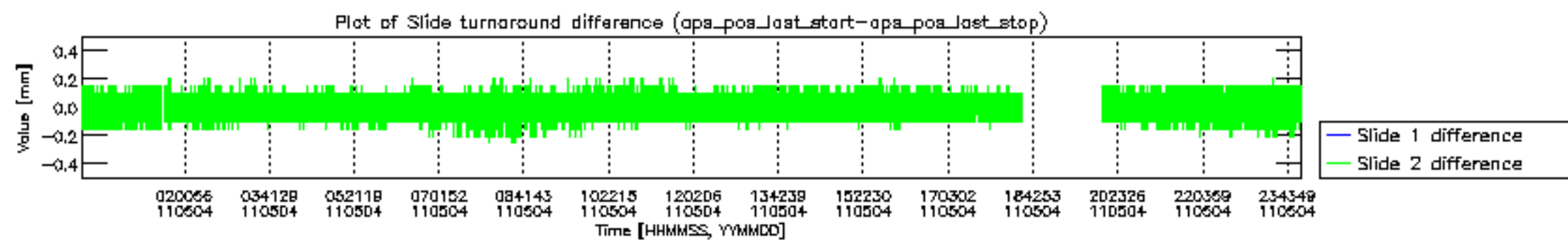


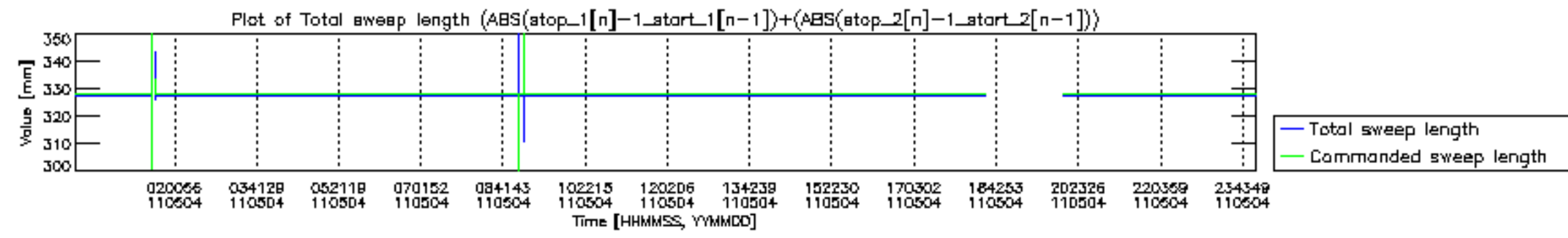


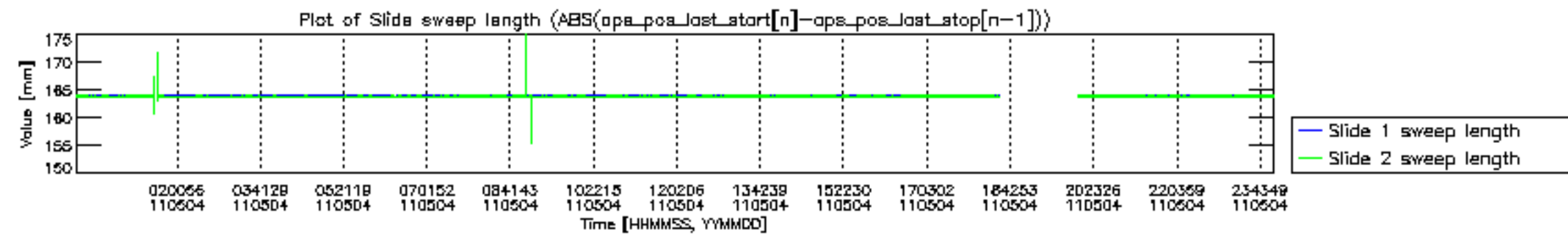


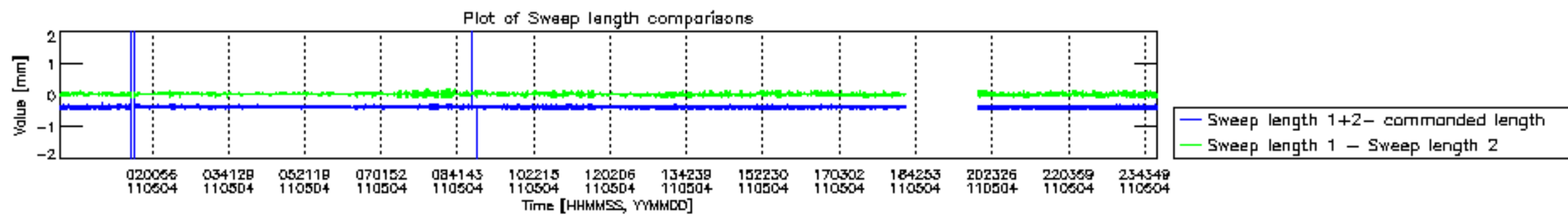


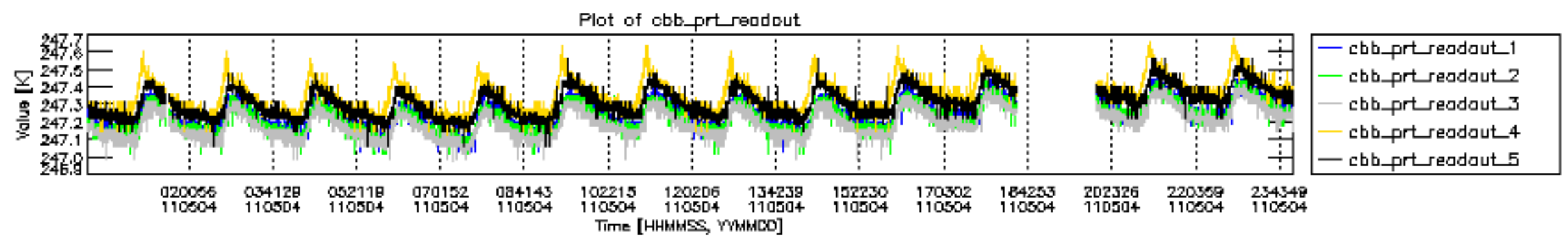


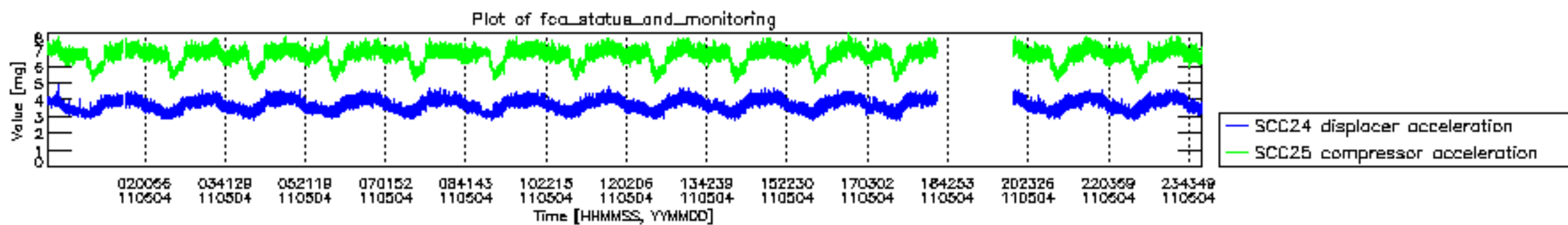












MIPNLOP_MIPSOUPAC_aux_fields_igm_cal, channel statistics plot
 Colour indicates value.

