

0. MIPAS Daily Report for level 0 products

[0.1 General Info](#)

[0.2 Instrument Operational Performance Parameters](#)

[0.3 ADF monitoring](#)

0.1 General Info

This report contains a daily analysis on parameters extracted from MIPAS level 0 data (The MIP_NL__0P product).

0.1.1 Report summary

The table below shows general characteristics of the data that are included into this report.

Item	Value
Report version	v1.6 08-11-2010
Time of report generation	26APR2011 10:55:22
Data source version	KSPT_L0/4504-N
Processing scope for products	21APR2011 00:00:00 to 22APR2011 00:00:00
Start time of first product within scope	21APR2011 00:54:37
Stop time of last product within scope	22APR2011 00:18:11
Total number of level 0 products	16
Number of level 0 products with errors	1

0.1.2 Product Quality Indicators per product

The following table shows a summary for each product used in this report.

#	Product name	Start time	Stop time	Prod err	ISP err sign	ISP miss sign	ISP disc sign	rs sign
0	MIP_NL__0PNPDE20110421_005437_000053963101_00361_47789_3474.N1	21APR2011 00:54:37	21APR2011 02:24:33	0	0	0	0	0
1	MIP_NL__0PNPDE20110421_022249_000049243101_00362_47790_3475.N1	21APR2011 02:22:49	21APR2011 03:44:52	0	0	0	0	0
2	MIP_NL__0PNPDE20110421_034419_000061953101_00363_47791_3476.N1	21APR2011 03:44:19	21APR2011 05:27:34	0	0	0	0	0
3	MIP_NL__0PNPDE20110421_052700_000060123101_00364_47792_3477.N1	21APR2011 05:27:00	21APR2011 07:07:13	0	0	0	0	0
4	MIP_NL__0PNPDK20110421_070639_000040943101_00365_47793_4908.N1	21APR2011 07:06:39	21APR2011 08:14:54	0	0	0	0	0
5	MIP_NL__0PNPDK20110421_081420_000061063101_00366_47794_4909.N1	21APR2011 08:14:20	21APR2011 09:56:06	0	0	0	0	0
6	MIP_NL__0PNPDK20110421_095527_000059853101_00367_47795_4910.N1	21APR2011 09:55:27	21APR2011 11:35:12	0	0	0	0	0
7	MIP_NL__0PNPDK20110421_113428_000059413101_00368_47796_4911.N1	21APR2011 11:34:28	21APR2011 13:13:29	0	0	0	0	0
8	MIP_NL__0PNPDK20110421_131245_000059413101_00369_47797_4912.N1	21APR2011 13:12:45	21APR2011 14:51:47	0	0	0	0	0
9	MIP_NL__0PNPDK20110421_145103_000058953101_00370_47798_4917.N1	21APR2011 14:51:03	21APR2011 16:29:18	1	1	0	0	0
10	MIP_NL__0PNPDK20110421_155349_000021293101_00370_47798_4914.N1	21APR2011 15:53:49	21APR2011 16:29:18	0	0	0	0	0
11	MIP_NL__0PNPDK20110421_162822_000059043101_00371_47799_4915.N1	21APR2011 16:28:22	21APR2011 18:06:45	0	0	0	0	0
12	MIP_NL__0PNPDK20110421_180515_000060463101_00372_47800_4916.N1	21APR2011 18:05:15	21APR2011 19:46:01	0	0	0	0	0
13	MIP_NL__0PNPDE20110421_194423_000040573101_00373_47801_3480.N1	21APR2011 19:44:23	21APR2011 20:52:00	0	0	0	0	0
14	MIP_NL__0PNPDE20110421_205055_000064093101_00373_47801_3481.N1	21APR2011 20:50:55	21APR2011 22:37:44	0	0	0	0	0
15	MIP_NL__0PNPDE20110421_223644_000060873101_00374_47802_3482.N1	21APR2011 22:36:44	22APR2011 00:18:11	0	0	0	0	0

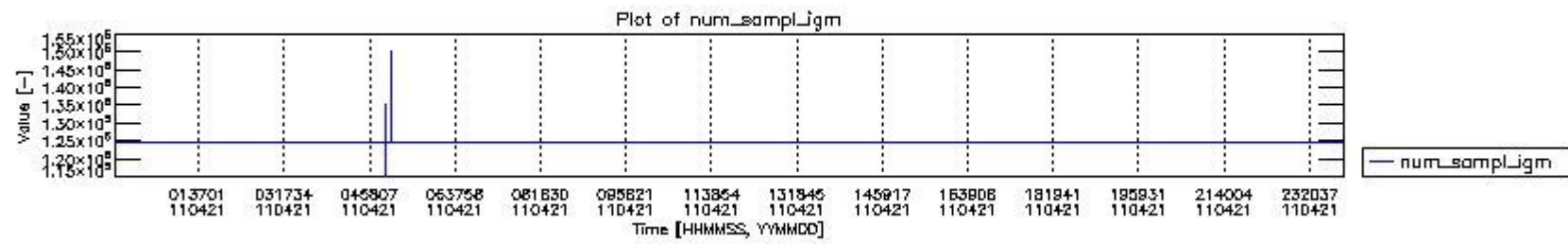
0.2 Instrument Operational Performance Parameters

The following plots give an overview of various instrument parameters for this day. The instrument parameters are part of the auxiliary data field within the source packets of the MIP_NL__0P product. The auxiliary data is normally included twice per interferogram. Note that only the first packet is currently included in monitoring.

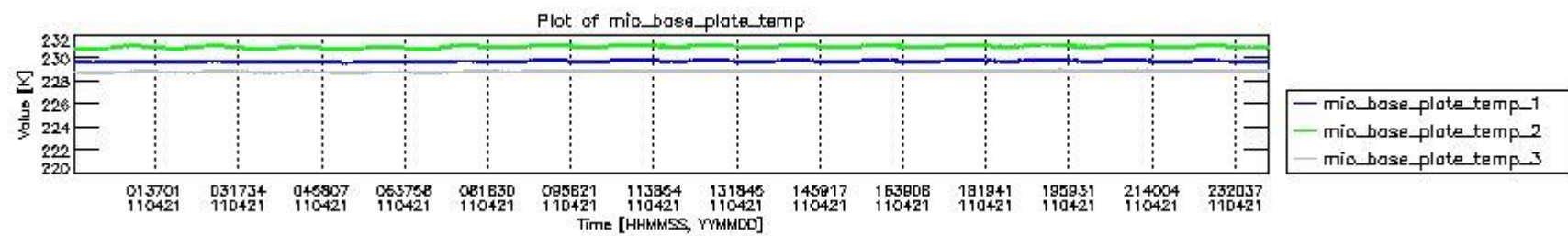
The following table shows the counts of various interferogram number of samples

Number of igm samples	Count [#]	Count [%]
115041	1	0.0023481344
124800	39556	92.882805

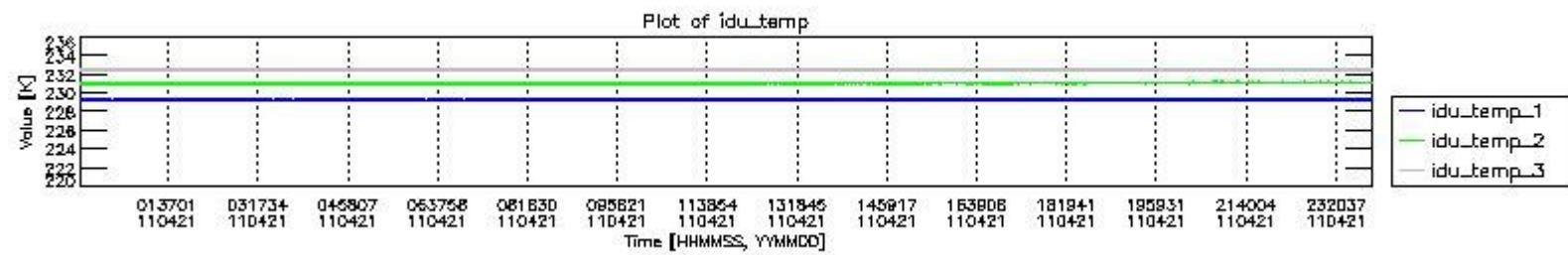
124803	3025	7.1031066
125414	1	0.0023481344
127456	1	0.0023481344
135173	1	0.0023481344
147588	1	0.0023481344
150244	1	0.0023481344



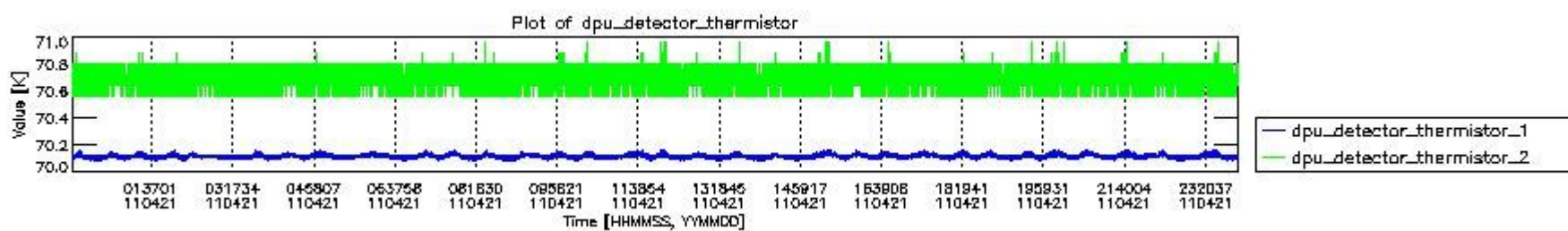
mipas_daily_report_level0_KSPT_L0_4504_N_20110421_0.PNG



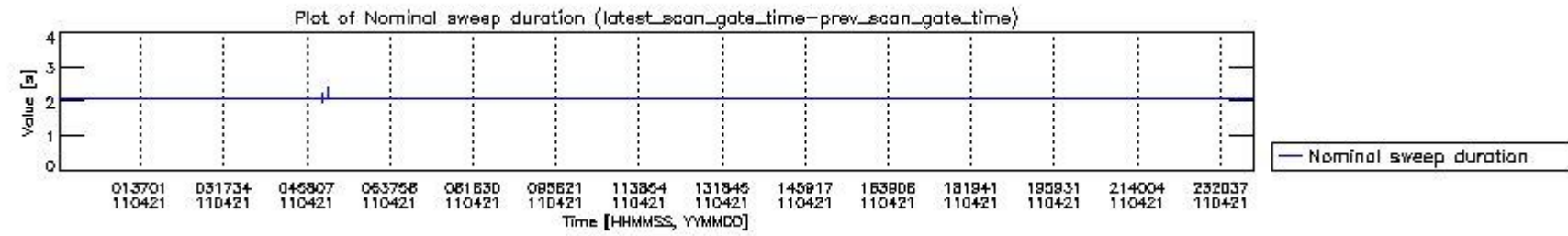
mipas_daily_report_level0_KSPT_L0_4504_N_20110421_1.PNG



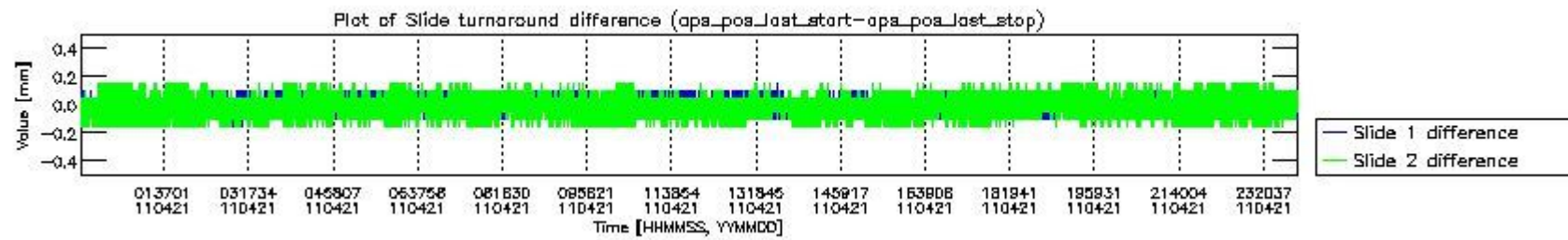
mipas_daily_report_level0_KSPT_L0_4504_N_20110421_2.PNG



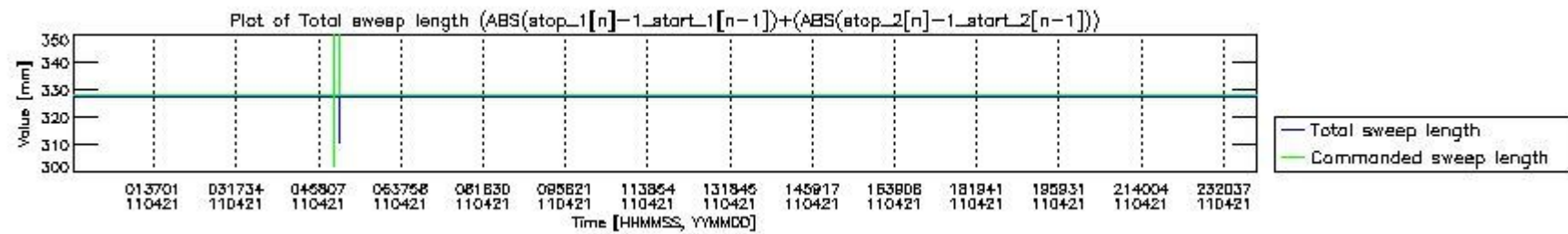
mipas_daily_report_level0_KSPT_L0_4504_N_20110421_3.PNG



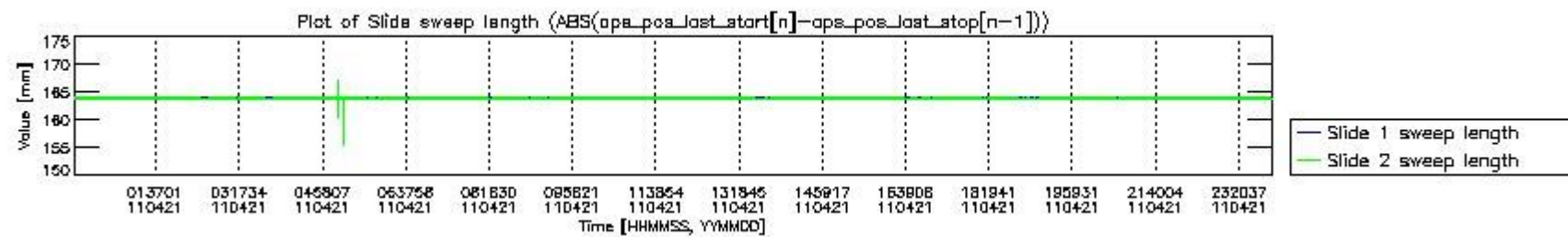
mipas_daily_report_level0_KSPT_L0_4504_N_20110421_4.PNG



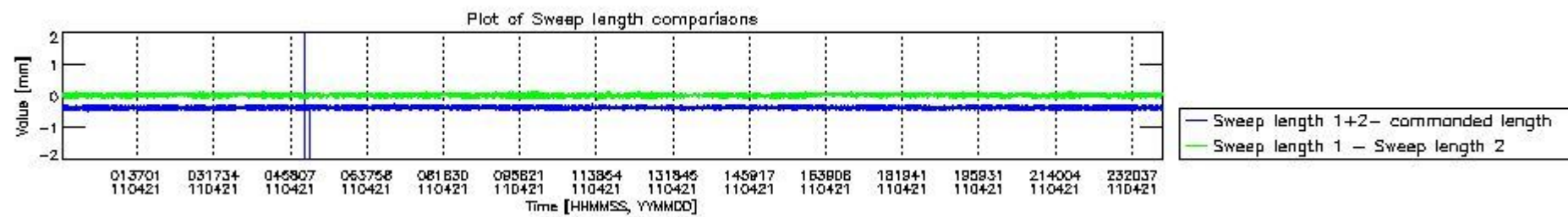
mipas_daily_report_level0_KSPT_L0_4504_N_20110421_5.PNG



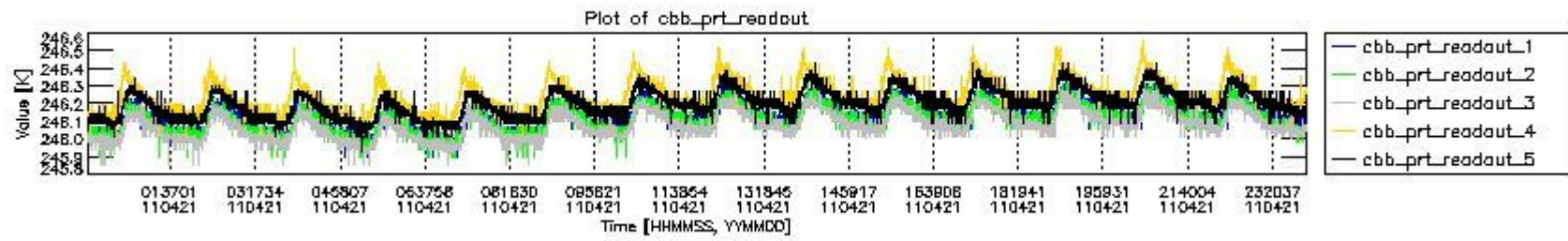
mipas_daily_report_level0_KSPT_L0_4504_N_20110421_6.PNG



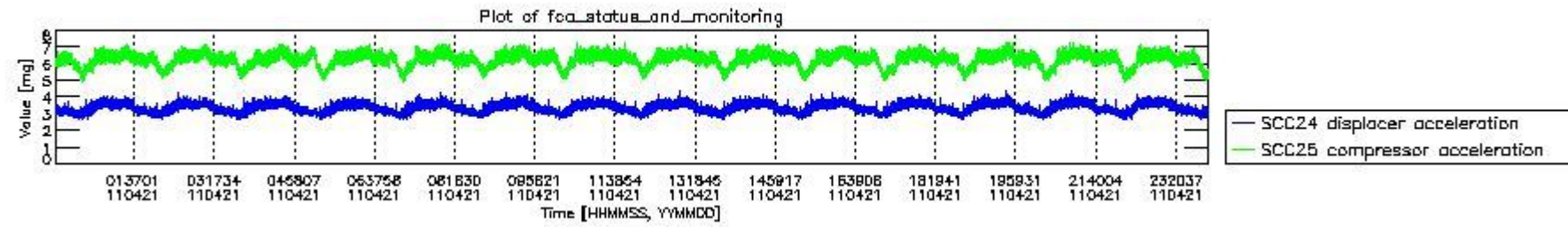
mipas_daily_report_level0_KSPT_L0_4504_N_20110421_7.PNG



mipas_daily_report_level0_KSPT_L0_4504_N_20110421_8.PNG



mipas_daily_report_level0_KSPT_L0_4504_N_20110421_9.PNG

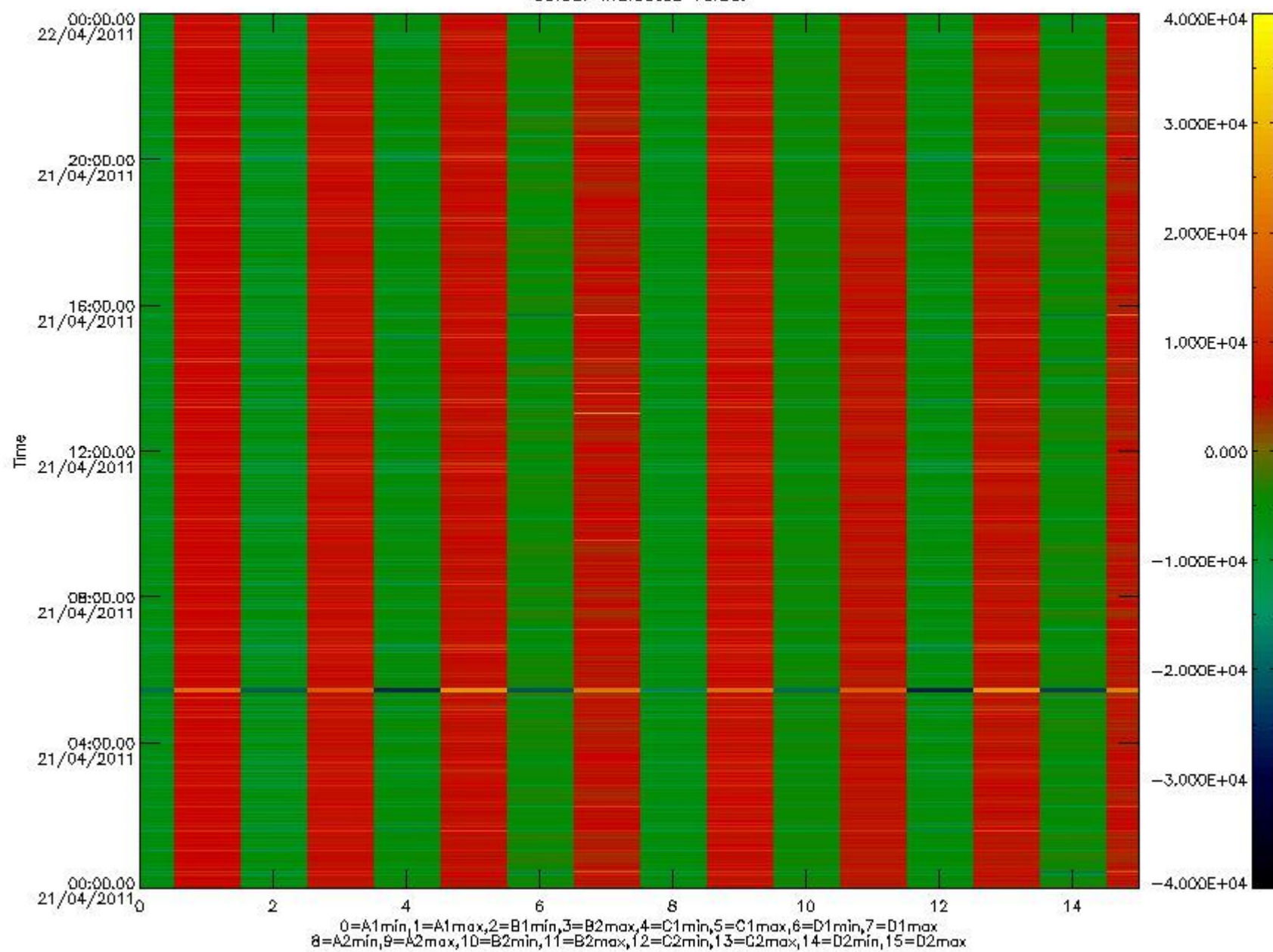


mipas_daily_report_level0_KSPT_L0_4504_N_20110421_10.PNG

The following table shows channel statistics for all channels for this day.

Channel	Min	Max	ADC
A1	-18933	20341	16bit
B1	-21446	18207	16bit
C1	-26081	25953	16bit
D1	-32768	32767	16bit
A2	-16304	20476	16bit
B2	-19878	19156	16bit
C2	-27065	26714	16bit
D2	-32768	32767	16bit

MIPNLOP_MIPSOUPAC_aux_fields_igm_cal, channel statistics plot
Colour indicates value.



mipas_daily_report_level0_KSPT_L0_4504_N_20110421_11.PNG

0.3 ADF monitoring

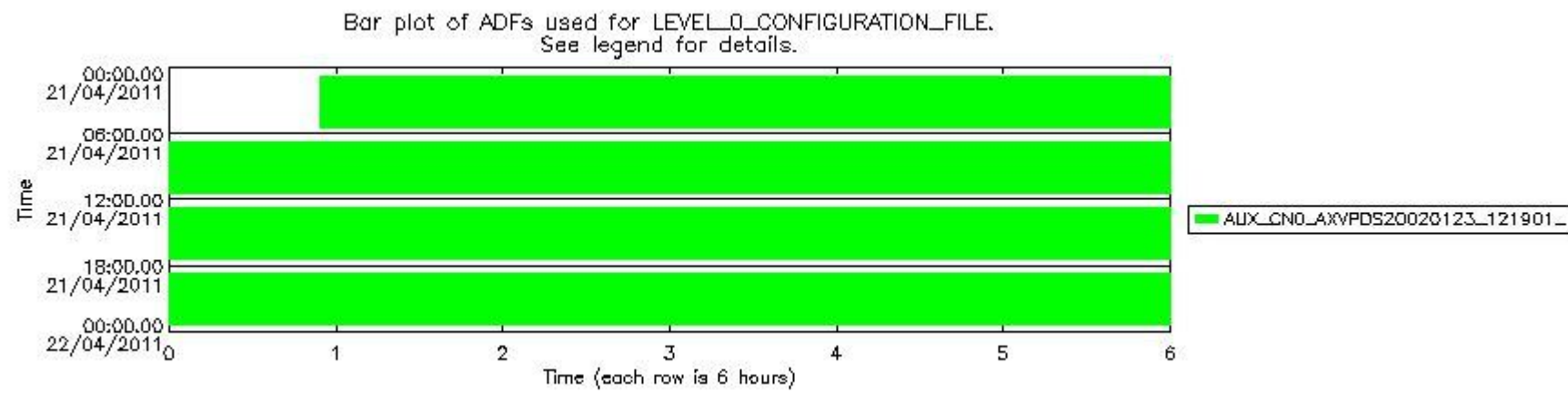
The use of ADFs is shown in two ways:

1. By means of two tables that can be used to find the ADF used for a specific product.
2. By means of plots that show changes in ADF using colours.

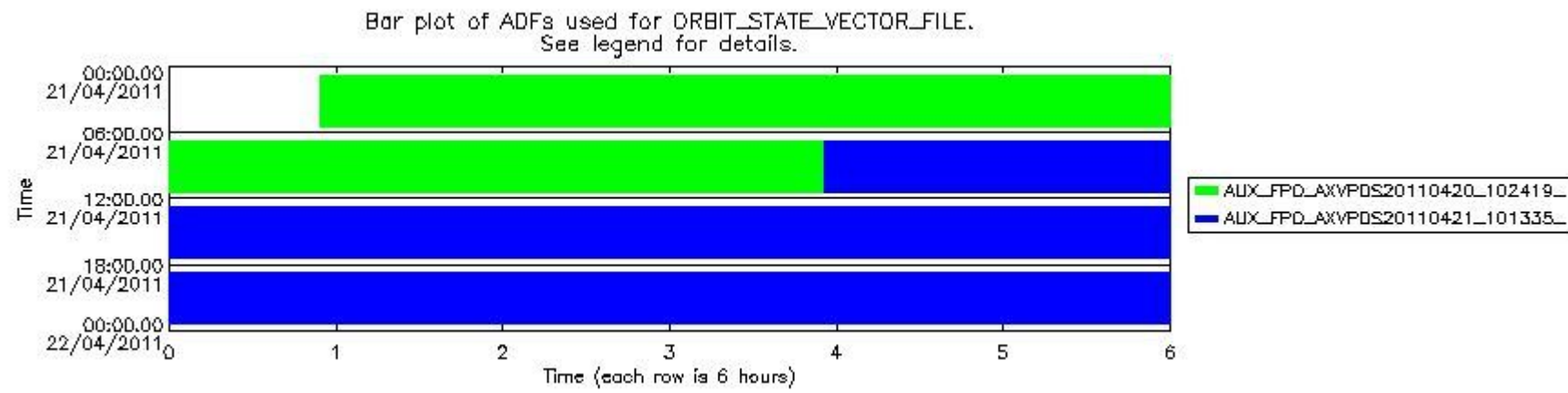
Number	ADF
0	AUX_CN0_AXVPDS20020123_121901_20020101_000000_20200101_000000
1	AUX_FPO_AXVPDS20110420_102419_20110419_190107_20110429_211455
2	AUX_FPO_AXVPDS20110421_101335_20110420_182423_20110430_203811

Number	Product name	#CN0	#FPO
--------	--------------	------	------

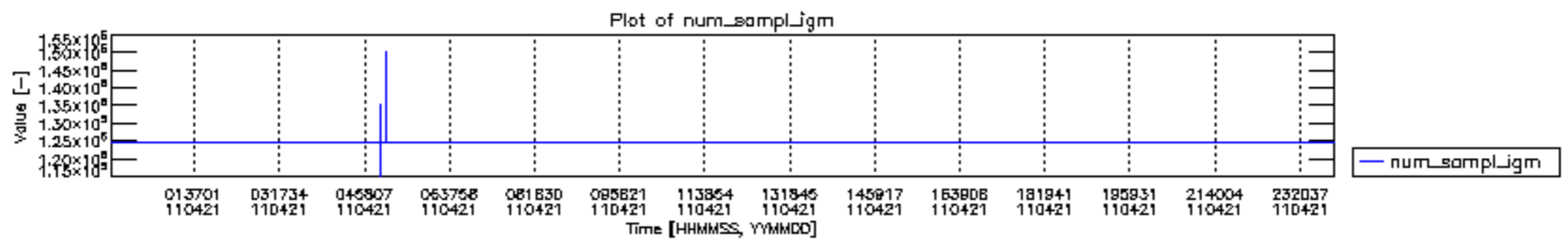
0	MIP_NL__0PNPDE20110421_005437_000053963101_00361_47789_3474.N1	0	1
1	MIP_NL__0PNPDE20110421_022249_000049243101_00362_47790_3475.N1	0	1
2	MIP_NL__0PNPDE20110421_034419_000061953101_00363_47791_3476.N1	0	1
3	MIP_NL__0PNPDE20110421_052700_000060123101_00364_47792_3477.N1	0	1
4	MIP_NL__0PNPDK20110421_070639_000040943101_00365_47793_4908.N1	0	1
5	MIP_NL__0PNPDK20110421_081420_000061063101_00366_47794_4909.N1	0	1
6	MIP_NL__0PNPDK20110421_095527_000059853101_00367_47795_4910.N1	0	2
7	MIP_NL__0PNPDK20110421_113428_000059413101_00368_47796_4911.N1	0	2
8	MIP_NL__0PNPDK20110421_131245_000059413101_00369_47797_4912.N1	0	2
9	MIP_NL__0PNPDK20110421_145103_000058953101_00370_47798_4917.N1	0	2
10	MIP_NL__0PNPDK20110421_155349_000021293101_00370_47798_4914.N1	0	2
11	MIP_NL__0PNPDK20110421_162822_000059043101_00371_47799_4915.N1	0	2
12	MIP_NL__0PNPDK20110421_180515_000060463101_00372_47800_4916.N1	0	2
13	MIP_NL__0PNPDE20110421_194423_000040573101_00373_47801_3480.N1	0	2
14	MIP_NL__0PNPDE20110421_205055_000064093101_00373_47801_3481.N1	0	2
15	MIP_NL__0PNPDE20110421_223644_000060873101_00374_47802_3482.N1	0	2

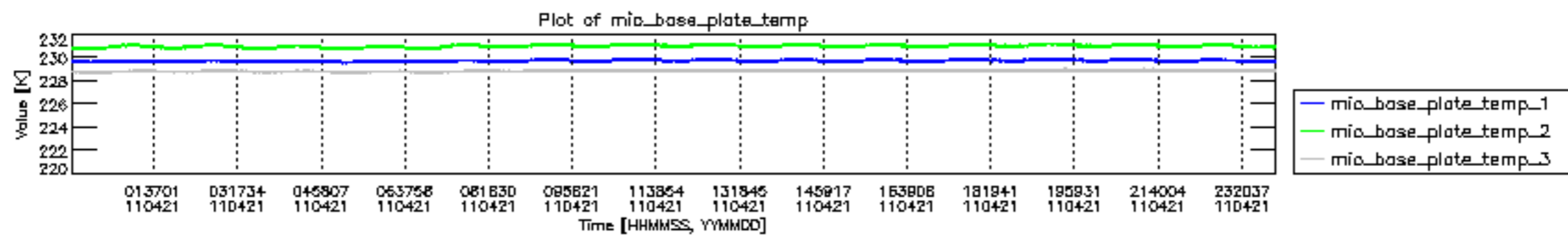


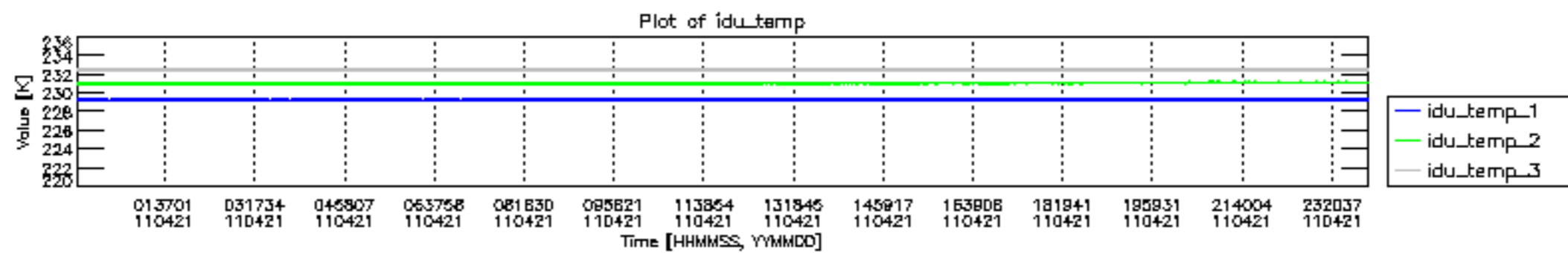
mipas_daily_report_level0_KSPT_L0_4504_N_20110421_12.PNG

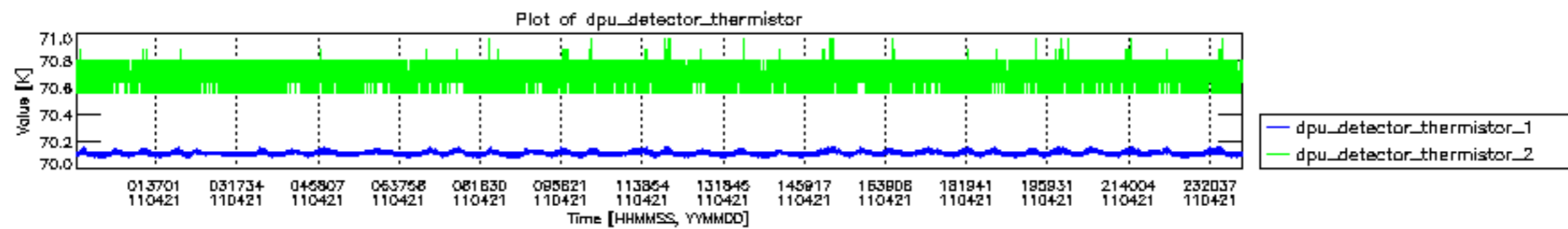


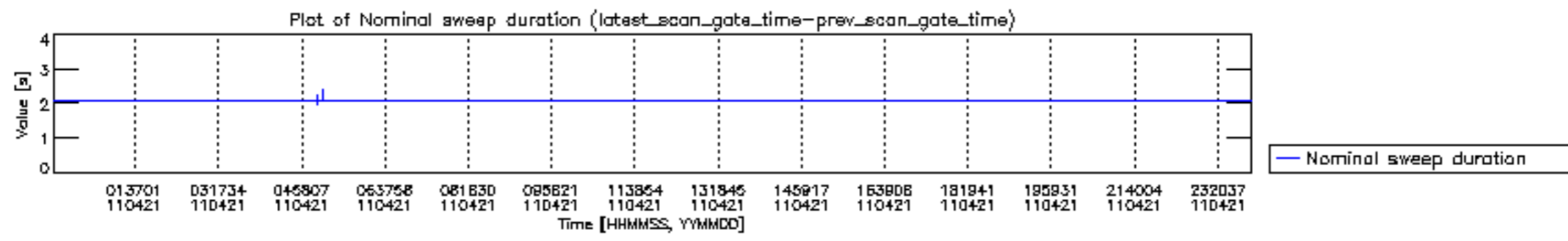
mipas_daily_report_level0_KSPT_L0_4504_N_20110421_13.PNG

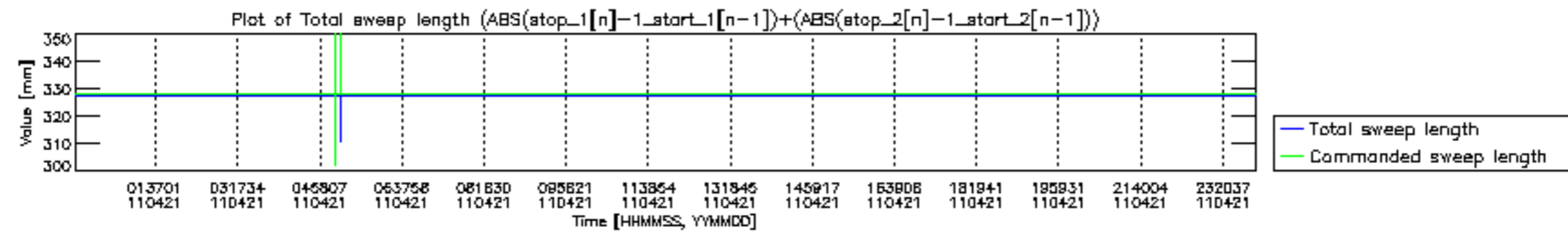


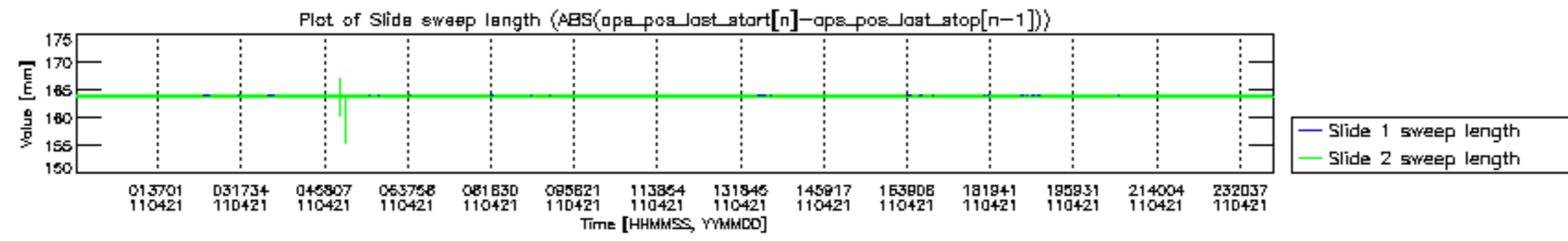


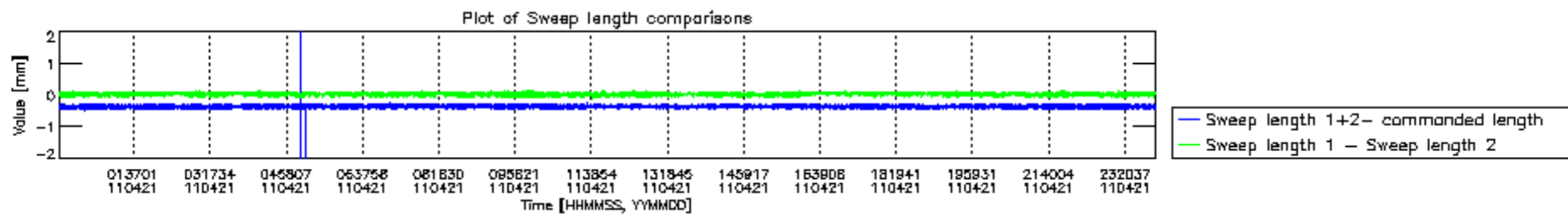


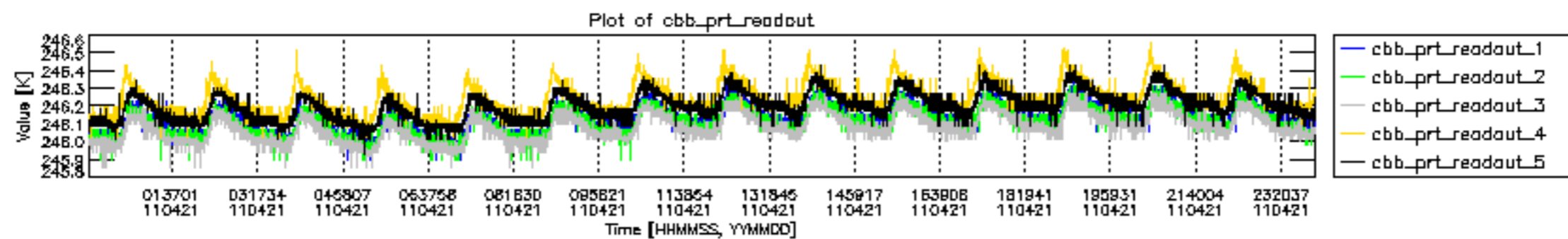


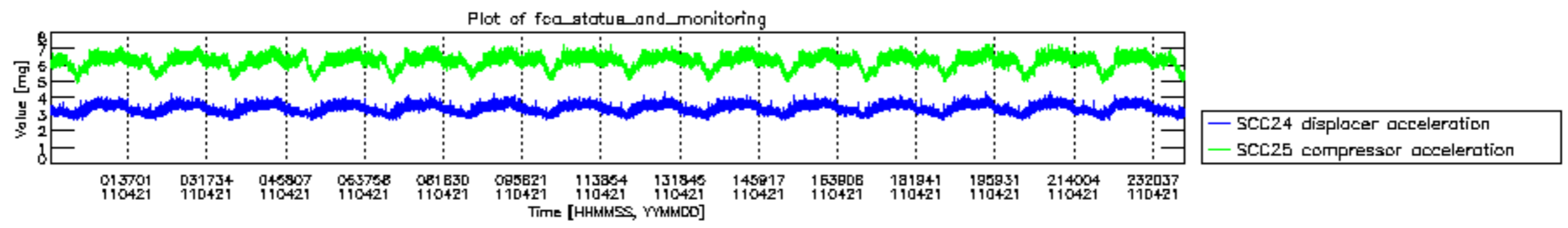












MIPNLOP_MIPSOUPAC_aux_fields_igm_cal, channel statistics plot
 Colour indicates value.

