

0. MIPAS Daily Report for level 0 products

[0.1 General Info](#)

[0.2 Instrument Operational Performance Parameters](#)

[0.3 ADF monitoring](#)

0.1 General Info

This report contains a daily analysis on parameters extracted from MIPAS level 0 data (The MIP_NL__0P product).

0.1.1 Report summary

The table below shows general characteristics of the data that are included into this report.

Item	Value
Report version	v1.6 08-11-2010
Time of report generation	13APR2011 05:25:01
Data source version	KSPT_L0/4504-N
Processing scope for products	08APR2011 00:00:00 to 09APR2011 00:00:00
Start time of first product within scope	08APR2011 00:30:42
Stop time of last product within scope	09APR2011 01:32:31
Total number of level 0 products	15
Number of level 0 products with errors	0

0.1.2 Product Quality Indicators per product

The following table shows a summary for each product used in this report.

#	Product name	Start time	Stop time	Prod err	ISP err sign	ISP miss sign	ISP disc sign	rs sign
0	MIP_NL__0PNPDE20110408_003042_000058553101_00174_47602_3371.N1	08APR2011 00:30:42	08APR2011 02:08:18	0	0	0	0	0
1	MIP_NL__0PNPDE20110408_020723_000044913101_00175_47603_3372.N1	08APR2011 02:07:23	08APR2011 03:22:15	0	0	0	0	0
2	MIP_NL__0PNPDE20110408_032141_000061143101_00176_47604_3373.N1	08APR2011 03:21:41	08APR2011 05:03:36	0	0	0	0	0
3	MIP_NL__0PNPDE20110408_050302_000060863101_00177_47605_3374.N1	08APR2011 05:03:02	08APR2011 06:44:29	0	0	0	0	0
4	MIP_NL__0PNPDK20110408_064355_000040193101_00178_47606_4765.N1	08APR2011 06:43:55	08APR2011 07:50:54	0	0	0	0	0
5	MIP_NL__0PNPDK20110408_075023_000061833101_00179_47607_4766.N1	08APR2011 07:50:23	08APR2011 09:33:26	0	0	0	0	0
6	MIP_NL__0PNPDK20110408_093243_000059123101_00180_47608_4767.N1	08APR2011 09:32:43	08APR2011 11:11:14	0	0	0	0	0
7	MIP_NL__0PNPDK20110408_111031_000060333101_00181_47609_4768.N1	08APR2011 11:10:31	08APR2011 12:51:04	0	0	0	0	0
8	MIP_NL__0PNPDK20110408_142739_000059163101_00183_47611_4770.N1	08APR2011 14:27:39	08APR2011 16:06:15	0	0	0	0	0
9	MIP_NL__0PNPDK20110408_160441_000059083101_00184_47612_4771.N1	08APR2011 16:04:41	08APR2011 17:43:08	0	0	0	0	0
10	MIP_NL__0PNPDK20110408_174210_000058833101_00185_47613_4772.N1	08APR2011 17:42:10	08APR2011 19:20:12	0	0	0	0	0
11	MIP_NL__0PNPDK20110408_191912_000061253101_00186_47614_4773.N1	08APR2011 19:19:12	08APR2011 21:01:17	0	0	0	0	0
12	MIP_NL__0PNPDE20110408_210020_000044063101_00187_47615_3375.N1	08APR2011 21:00:20	08APR2011 22:13:46	0	0	0	0	0
13	MIP_NL__0PNPDE20110408_221241_000061463101_00187_47615_3376.N1	08APR2011 22:12:41	08APR2011 23:55:07	0	0	0	0	0
14	MIP_NL__0PNPDE20110408_235408_000059033101_00188_47616_3377.N1	08APR2011 23:54:08	09APR2011 01:32:31	0	0	0	0	0

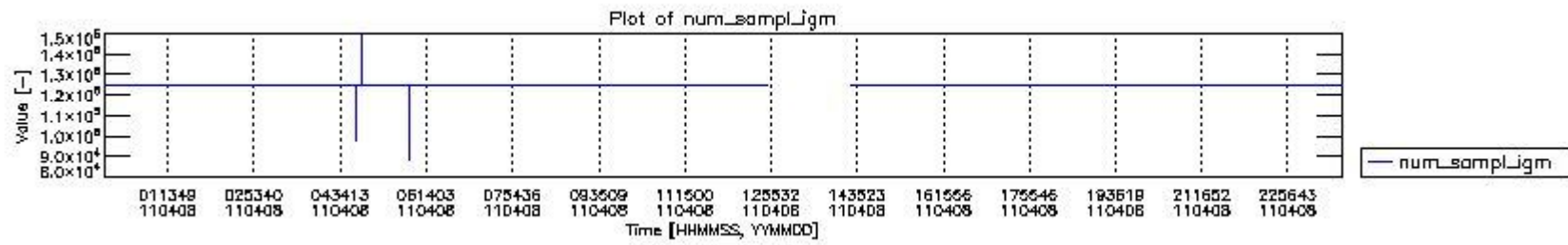
0.2 Instrument Operational Performance Parameters

The following plots give an overview of various instrument parameters for this day. The instrument parameters are part of the auxiliary data field within the source packets of the MIP_NL__0P product. The auxiliary data is normally included twice per interferogram. Note that only the first packet is currently included in monitoring.

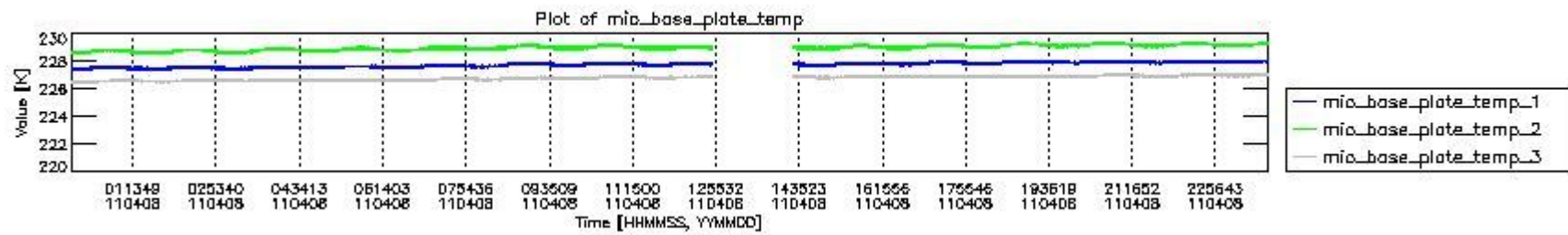
The following table shows the counts of various interferogram number of samples

Number of igm samples	Count [#]	Count [%]
88690	1	0.0025747979
96679	1	0.0025747979
97908	1	0.0025747979

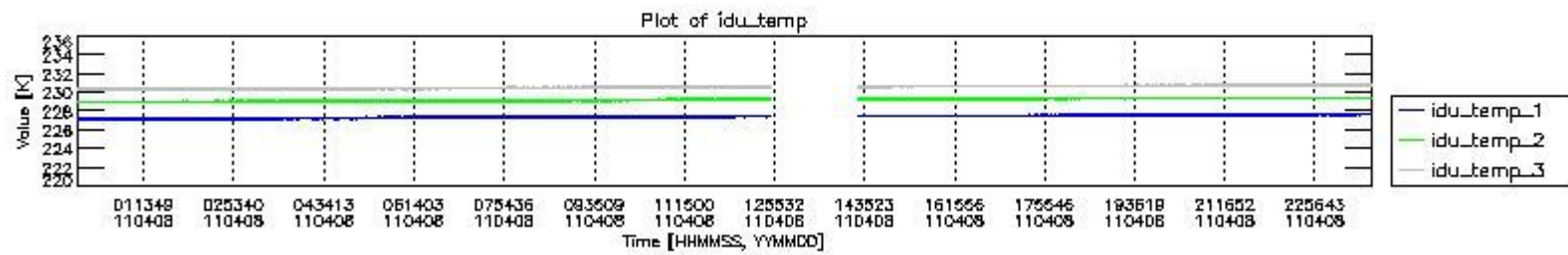
101288	1	0.0025747979
116811	1	0.0025747979
121420	1	0.0025747979
124800	36071	92.875534
124803	2758	7.1012925
127308	1	0.0025747979
147440	1	0.0025747979
149948	1	0.0025747979



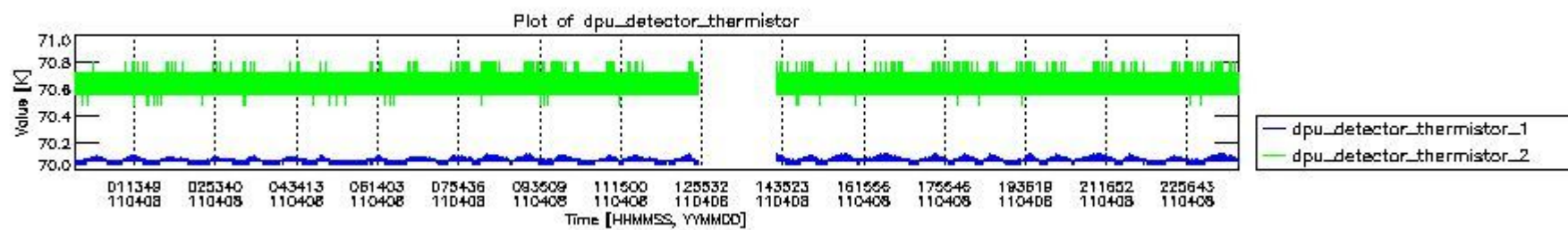
mipas_daily_report_level0_KSPT_L0_4504_N_20110408_0.PNG



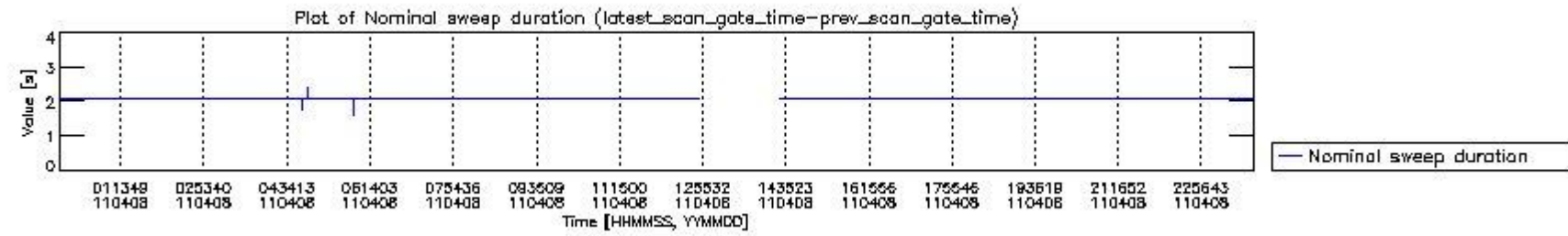
mipas_daily_report_level0_KSPT_L0_4504_N_20110408_1.PNG



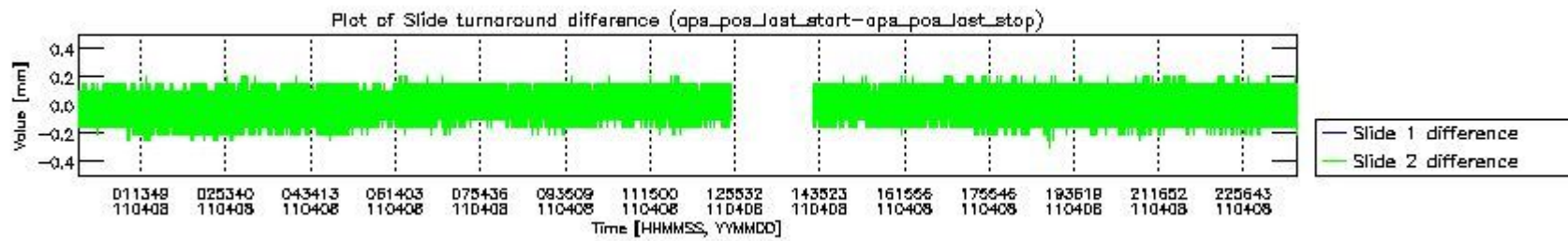
mipas_daily_report_level0_KSPT_L0_4504_N_20110408_2.PNG



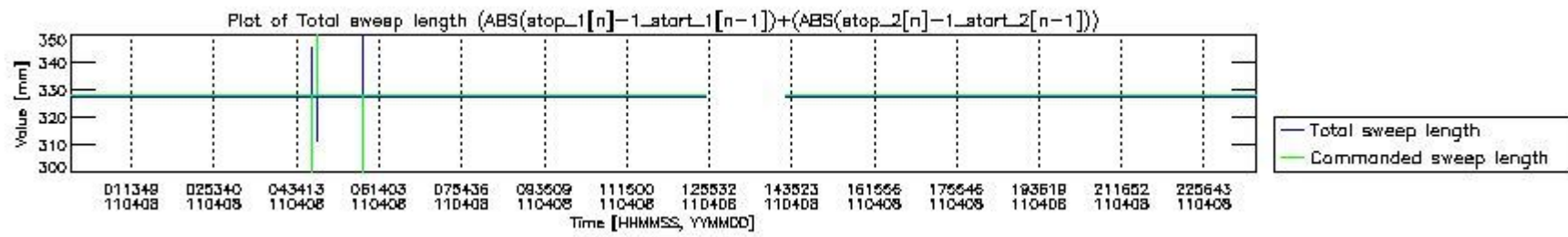
mipas_daily_report_level0_KSPT_L0_4504_N_20110408_3.PNG



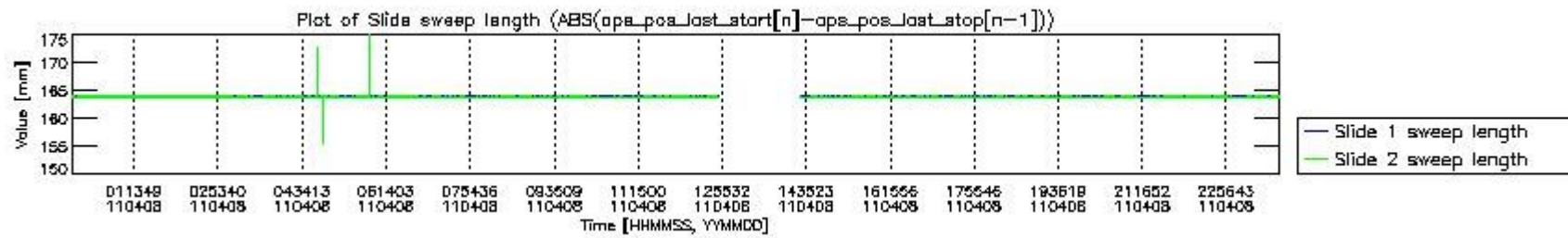
mipas_daily_report_level0_KSPT_L0_4504_N_20110408_4.PNG



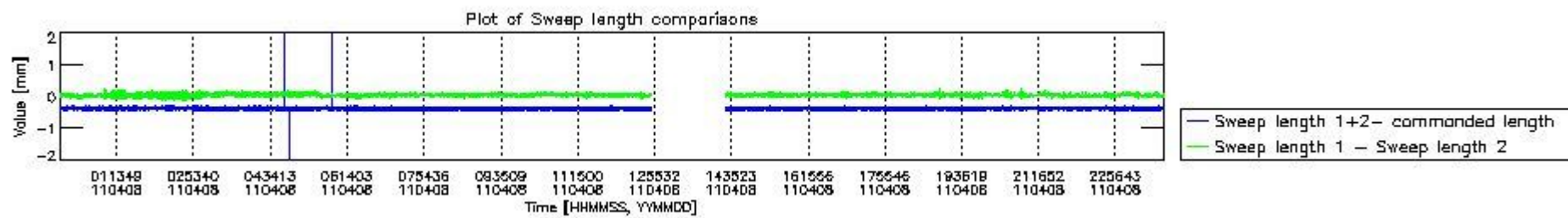
mipas_daily_report_level0_KSPT_L0_4504_N_20110408_5.PNG



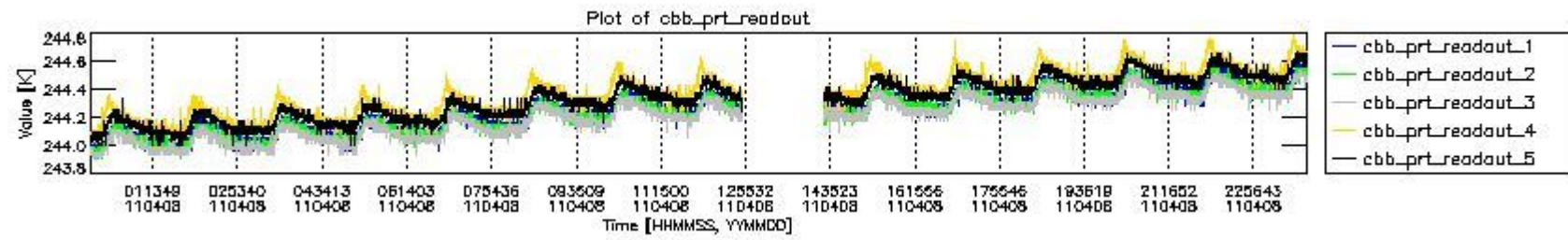
mipas_daily_report_level0_KSPT_L0_4504_N_20110408_6.PNG



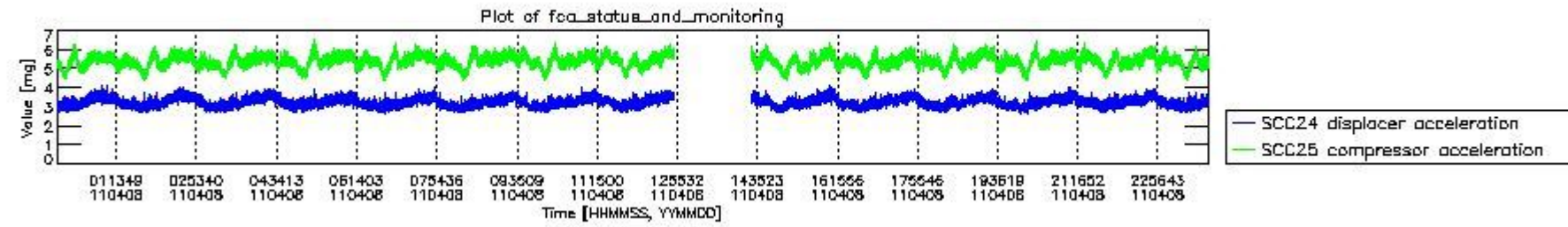
mipas_daily_report_level0_KSPT_L0_4504_N_20110408_7.PNG



mipas_daily_report_level0_KSPT_L0_4504_N_20110408_8.PNG



mipas_daily_report_level0_KSPT_L0_4504_N_20110408_9.PNG




mipas_daily_report_level0_KSPT_L0_4504_N_20110408_10.PNG

The following table shows channel statistics for all channels for this day.

Channel	Min	Max	ADC
A1	-22257	24705	16bit
B1	-21937	18700	16bit
C1	-24118	23978	16bit
D1	-32768	32767	16bit
A2	-18493	23657	16bit
B2	-18493	17925	16bit
C2	-25130	24683	16bit
D2	-32768	32767	16bit

MIPNLOP_MIPSOUPAC_aux_fields_igm_cal, channel statistics plot
Colour indicates value.



mipas_daily_report_level0_KSPT_L0_4504_N_20110408_11.PNG

0.3 ADF monitoring

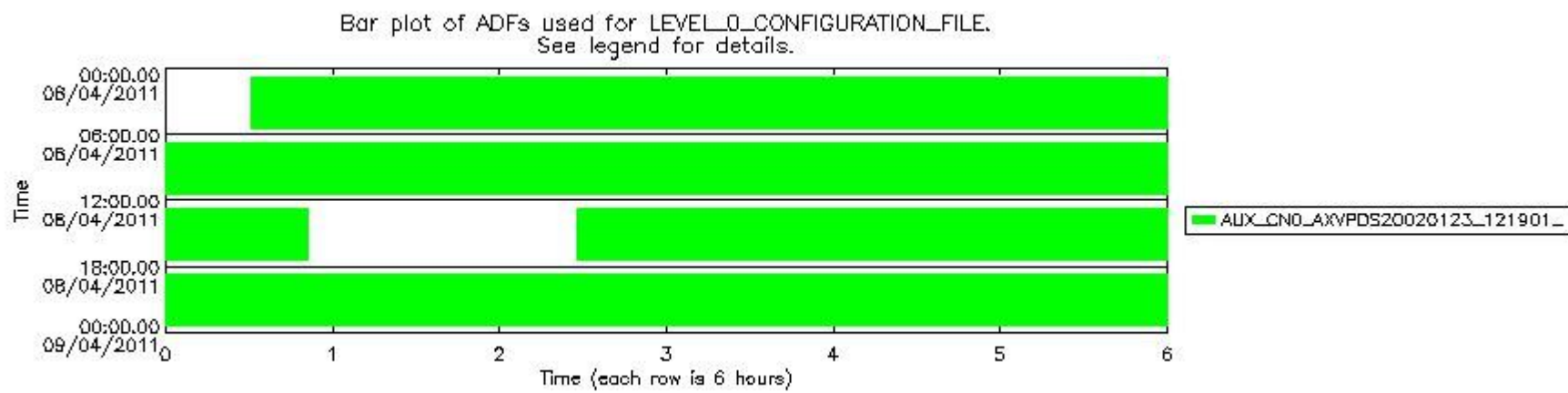
The use of ADFs is shown in two ways:

1. By means of two tables that can be used to find the ADF used for a specific product.
2. By means of plots that show changes in ADF using colours.

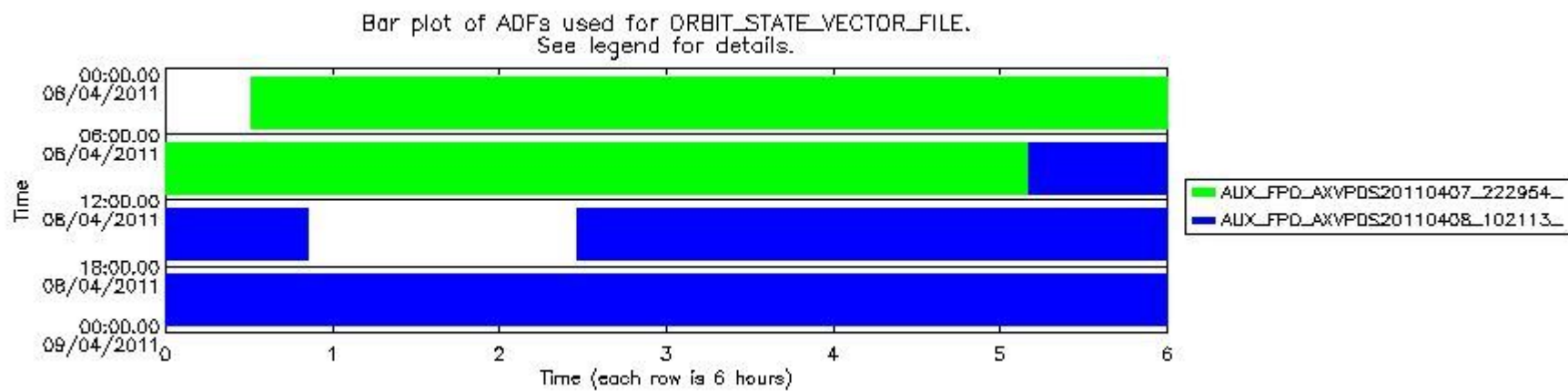
Number	ADF
0	AUX_CN0_AXVPDS20020123_121901_20020101_000000_20200101_000000
1	AUX_FPO_AXVPDS20110407_222954_20110407_111950_20110417_133339
2	AUX_FPO_AXVPDS20110408_102113_20110407_194100_20110417_201435

Number	Product name	#CN0	#FPO
--------	--------------	------	------

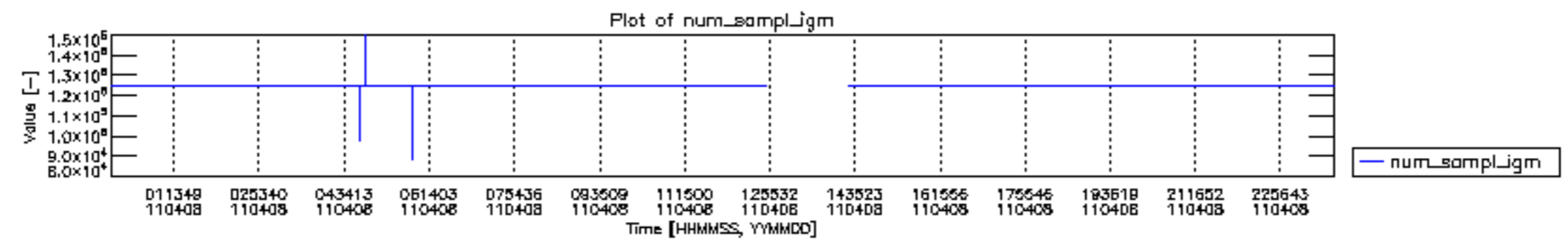
0	MIP_NL__0PNPDE20110408_003042_000058553101_00174_47602_3371.N1	0	1
1	MIP_NL__0PNPDE20110408_020723_000044913101_00175_47603_3372.N1	0	1
2	MIP_NL__0PNPDE20110408_032141_000061143101_00176_47604_3373.N1	0	1
3	MIP_NL__0PNPDE20110408_050302_000060863101_00177_47605_3374.N1	0	1
4	MIP_NL__0PNPDK20110408_064355_000040193101_00178_47606_4765.N1	0	1
5	MIP_NL__0PNPDK20110408_075023_000061833101_00179_47607_4766.N1	0	1
6	MIP_NL__0PNPDK20110408_093243_000059123101_00180_47608_4767.N1	0	1
7	MIP_NL__0PNPDK20110408_111031_000060333101_00181_47609_4768.N1	0	2
8	MIP_NL__0PNPDK20110408_142739_000059163101_00183_47611_4770.N1	0	2
9	MIP_NL__0PNPDK20110408_160441_000059083101_00184_47612_4771.N1	0	2
10	MIP_NL__0PNPDK20110408_174210_000058833101_00185_47613_4772.N1	0	2
11	MIP_NL__0PNPDK20110408_191912_000061253101_00186_47614_4773.N1	0	2
12	MIP_NL__0PNPDE20110408_210020_000044063101_00187_47615_3375.N1	0	2
13	MIP_NL__0PNPDE20110408_221241_000061463101_00187_47615_3376.N1	0	2
14	MIP_NL__0PNPDE20110408_235408_000059033101_00188_47616_3377.N1	0	2

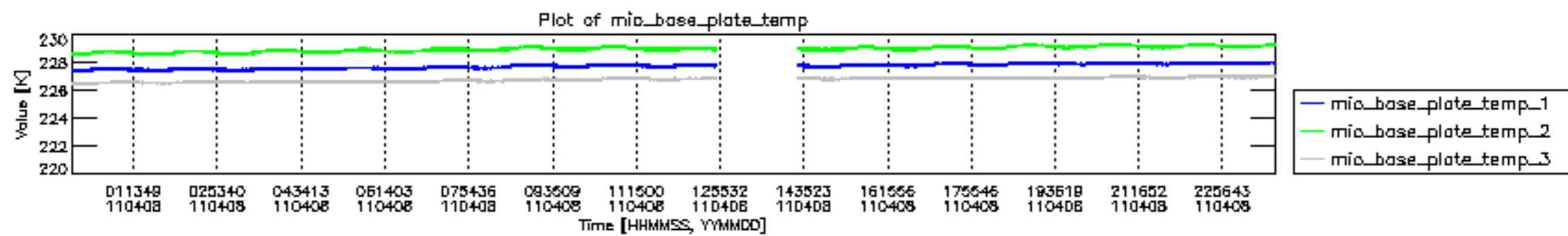


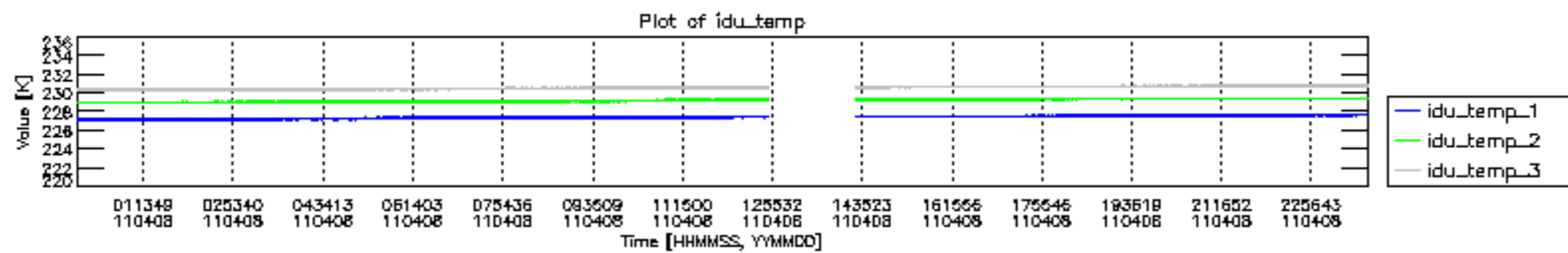
mipas_daily_report_level0_KSPT_L0_4504_N_20110408_12.PNG

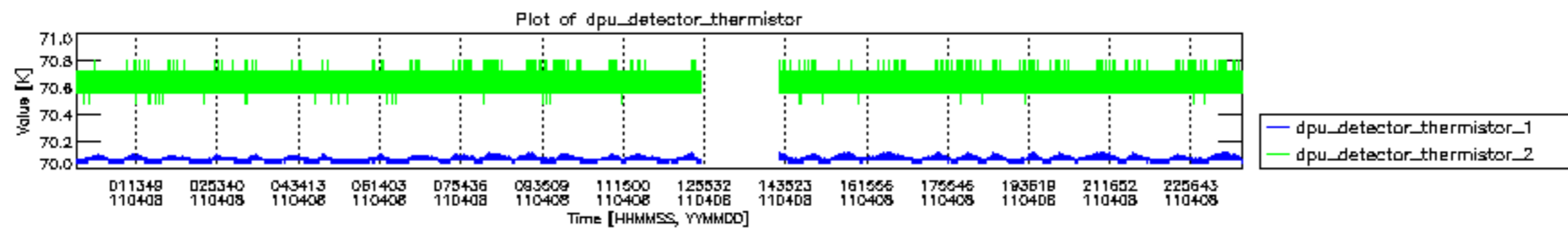


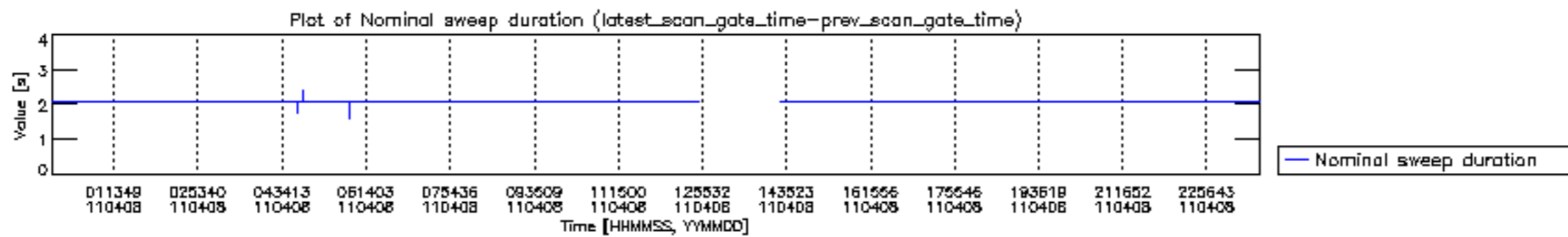
mipas_daily_report_level0_KSPT_L0_4504_N_20110408_13.PNG

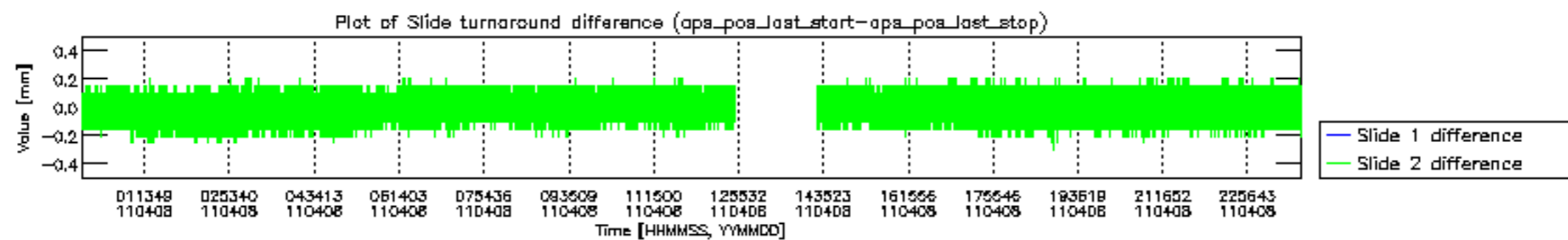


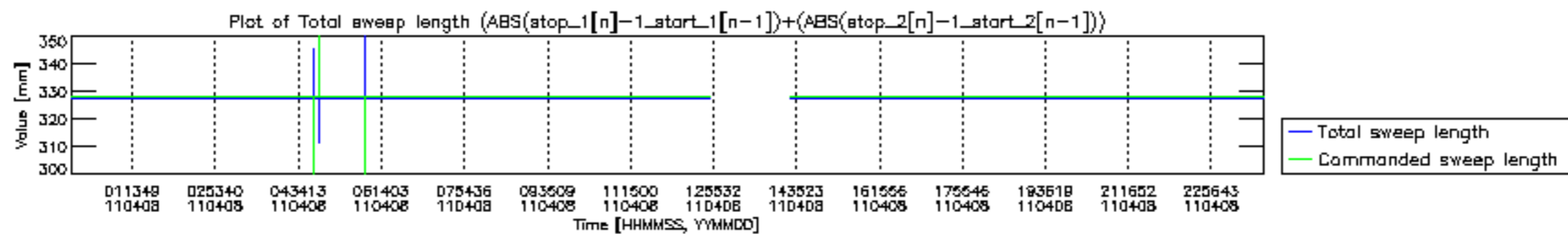


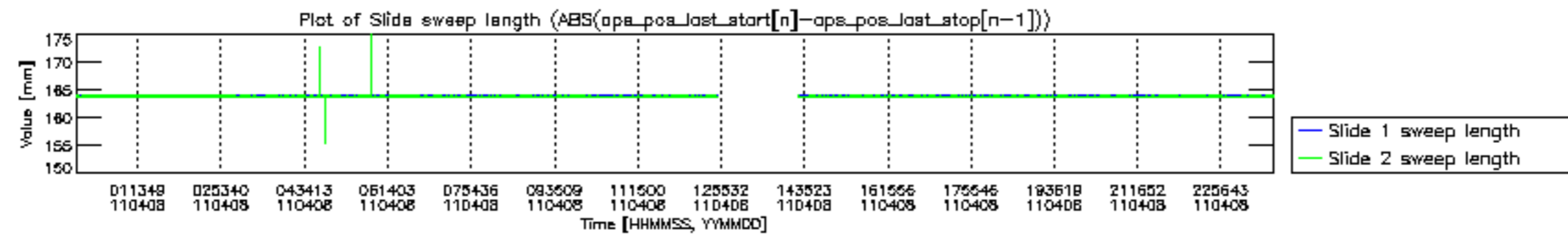


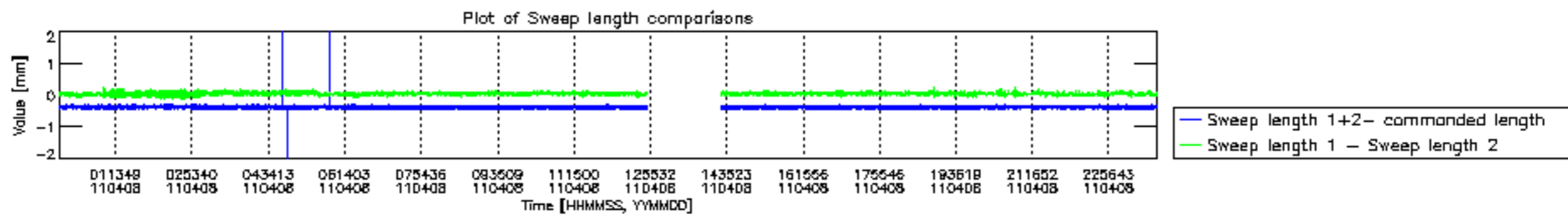


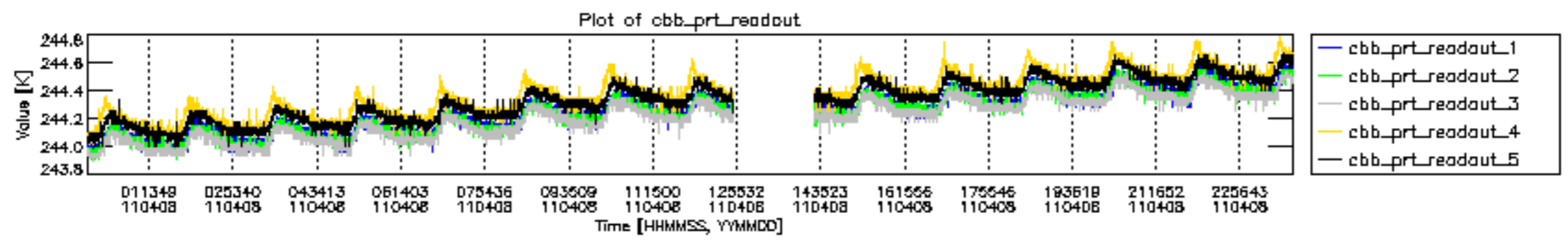


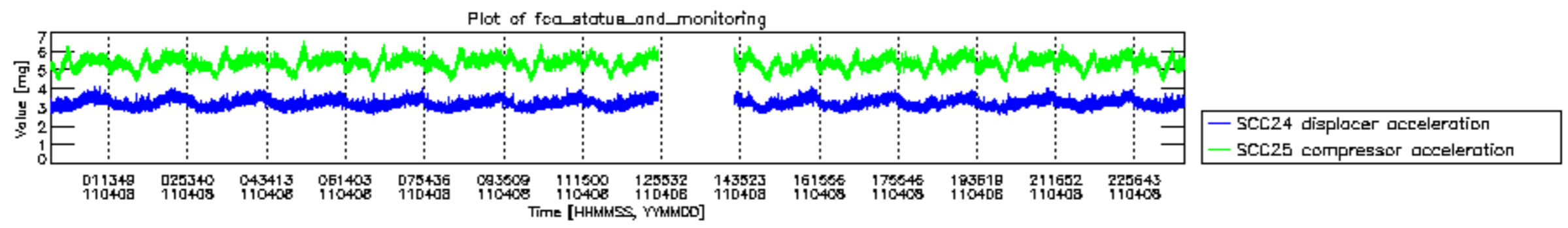












MIPNLOP_MIPSOUPAC_aux_fields_igm_cal, channel statistics plot
 Colour indicates value.

