

0. MIPAS Daily Report for level 0 products

[0.1 General Info](#)

[0.2 Instrument Operational Performance Parameters](#)

[0.3 ADF monitoring](#)

0.1 General Info

This report contains a daily analysis on parameters extracted from MIPAS level 0 data (The MIP_NL__0P product).

0.1.1 Report summary

The table below shows general characteristics of the data that are included into this report.

Item	Value
Report version	v1.6 08-11-2010
Time of report generation	09MAR2011 05:23:59
Data source version	KSPT_L0/4504-N
Processing scope for products	04MAR2011 00:00:00 to 05MAR2011 00:00:00
Start time of first product within scope	04MAR2011 00:12:23
Stop time of last product within scope	05MAR2011 01:16:49
Total number of level 0 products	16
Number of level 0 products with errors	0

0.1.2 Product Quality Indicators per product

The following table shows a summary for each product used in this report.

#	Product name	Start time	Stop time	Prod err	ISP err sign	ISP miss sign	ISP disc sign	rs sign
0	MIP_NL__0PNPDE20110304_001223_000058813100_00102_47099_3031.N1	04MAR2011 00:12:23	04MAR2011 01:50:23	0	0	0	0	0
1	MIP_NL__0PNPDE20110304_014916_000045003100_00103_47100_3032.N1	04MAR2011 01:49:16	04MAR2011 03:04:16	0	0	0	0	0
2	MIP_NL__0PNPDE20110304_030343_000061453100_00104_47101_3033.N1	04MAR2011 03:03:43	04MAR2011 04:46:08	0	0	0	0	0
3	MIP_NL__0PNPDE20110304_044534_000060503100_00105_47102_3034.N1	04MAR2011 04:45:34	04MAR2011 06:26:24	0	0	0	0	0
4	MIP_NL__0PNPDK20110304_062551_000041393100_00106_47103_4467.N1	04MAR2011 06:25:51	04MAR2011 07:34:50	0	0	0	0	0
5	MIP_NL__0PNPDK20110304_073414_000060733100_00107_47104_4468.N1	04MAR2011 07:34:14	04MAR2011 09:15:27	0	0	0	0	0
6	MIP_NL__0PNPDK20110304_091443_000059933100_00108_47105_4469.N1	04MAR2011 09:14:43	04MAR2011 10:54:37	0	0	0	0	0
7	MIP_NL__0PNPDK20110304_105311_000059773100_00109_47106_4470.N1	04MAR2011 10:53:11	04MAR2011 12:32:48	0	0	0	0	0
8	MIP_NL__0PNPDK20110304_123128_000060353100_00110_47107_4471.N1	04MAR2011 12:31:28	04MAR2011 14:12:03	0	0	0	0	0
9	MIP_NL__0PNPDK20110304_141107_000058583100_00111_47108_4472.N1	04MAR2011 14:11:07	04MAR2011 15:48:44	0	0	0	0	0
10	MIP_NL__0PNPDK20110304_154746_000059523100_00112_47109_4473.N1	04MAR2011 15:47:46	04MAR2011 17:26:58	0	0	0	0	0
11	MIP_NL__0PNPDK20110304_172547_000058873100_00113_47110_4474.N1	04MAR2011 17:25:47	04MAR2011 19:03:53	0	0	0	0	0
12	MIP_NL__0PNPDK20110304_190312_000060903100_00114_47111_4475.N1	04MAR2011 19:03:12	04MAR2011 20:44:41	0	0	0	0	0
13	MIP_NL__0PNPDE20110304_204355_000042413100_00115_47112_3035.N1	04MAR2011 20:43:55	04MAR2011 21:54:36	0	0	0	0	0
14	MIP_NL__0PNPDE20110304_215329_000062113100_00115_47112_3036.N1	04MAR2011 21:53:29	04MAR2011 23:37:00	0	0	0	0	0
15	MIP_NL__0PNPDE20110304_233559_000060503100_00116_47113_3037.N1	04MAR2011 23:35:59	05MAR2011 01:16:49	0	0	0	0	0

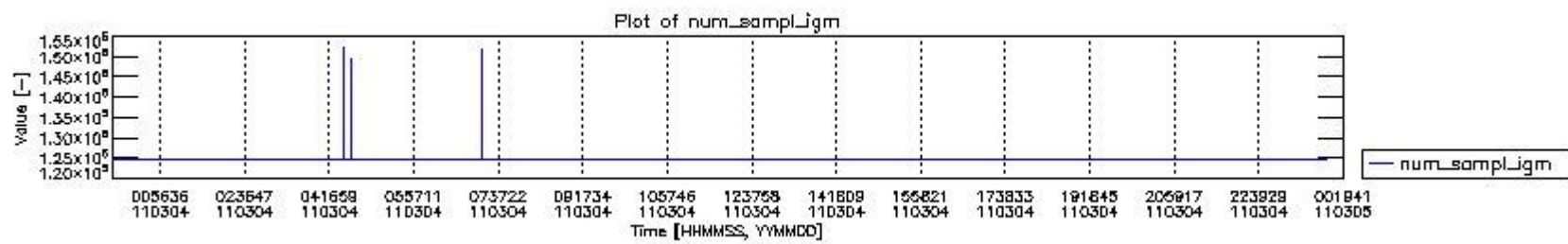
0.2 Instrument Operational Performance Parameters

The following plots give an overview of various instrument parameters for this day. The instrument parameters are part of the auxiliary data field within the source packets of the MIP_NL__0P product. The auxiliary data is normally included twice per interferogram. Note that only the first packet is currently included in monitoring.

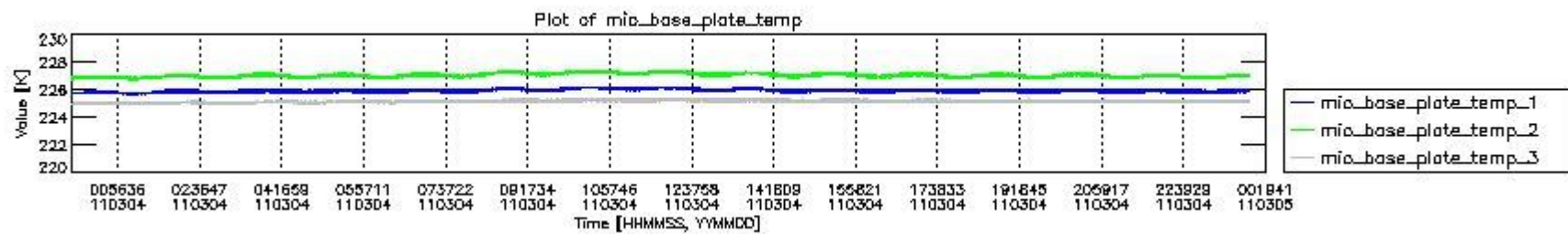
The following table shows the counts of various interferogram number of samples

Number of igm samples	Count [#]	Count [%]
124800	38668	92.884939
124803	2953	7.0934422

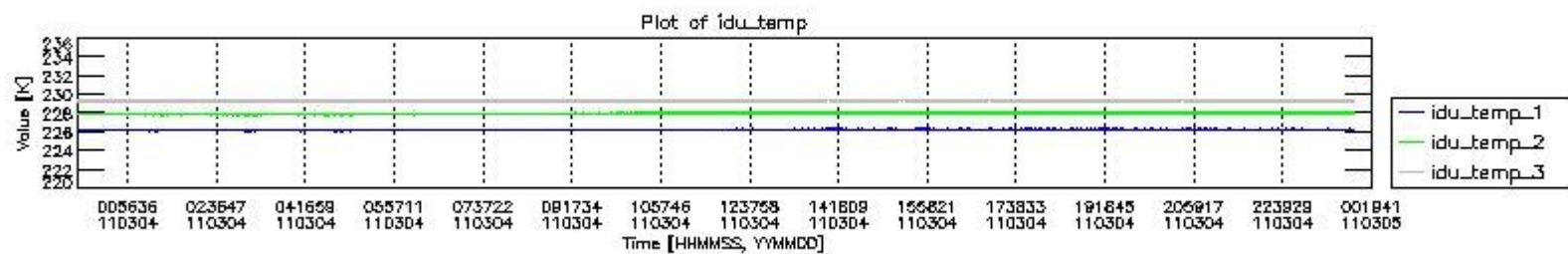
127010	1	0.0024021139
128274	1	0.0024021139
128497	1	0.0024021139
147142	1	0.0024021139
148406	1	0.0024021139
148629	1	0.0024021139
149352	1	0.0024021139
151880	1	0.0024021139
152326	1	0.0024021139



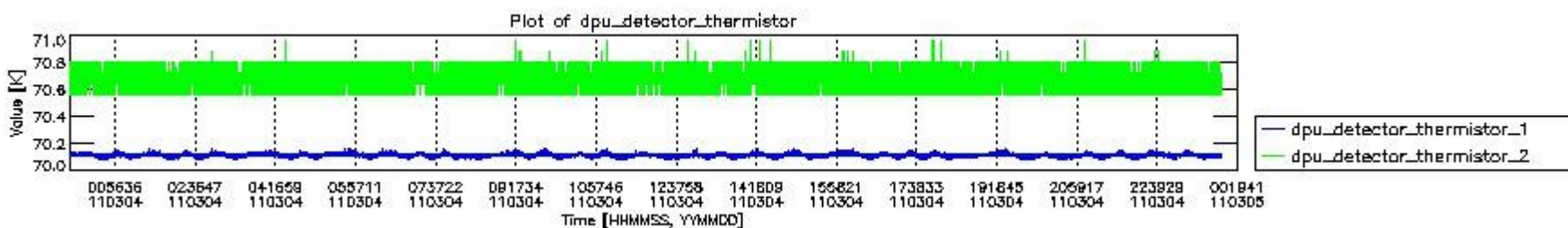
mipas_daily_report_level0_KSPT_L0_4504_N_20110304_0.PNG



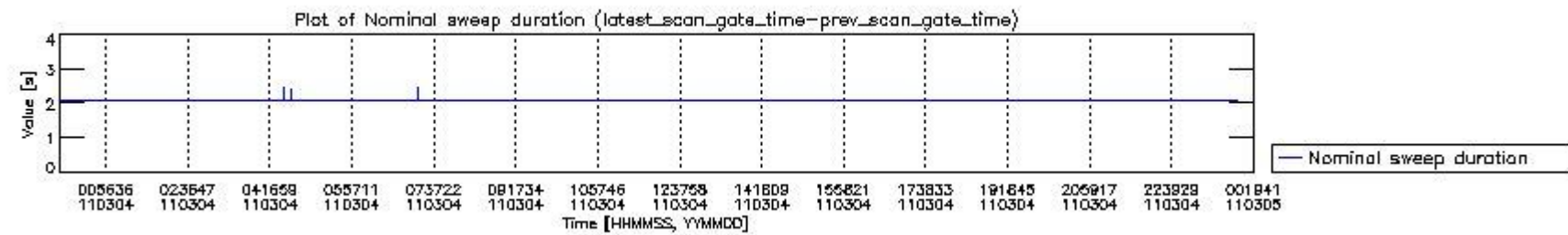
mipas_daily_report_level0_KSPT_L0_4504_N_20110304_1.PNG



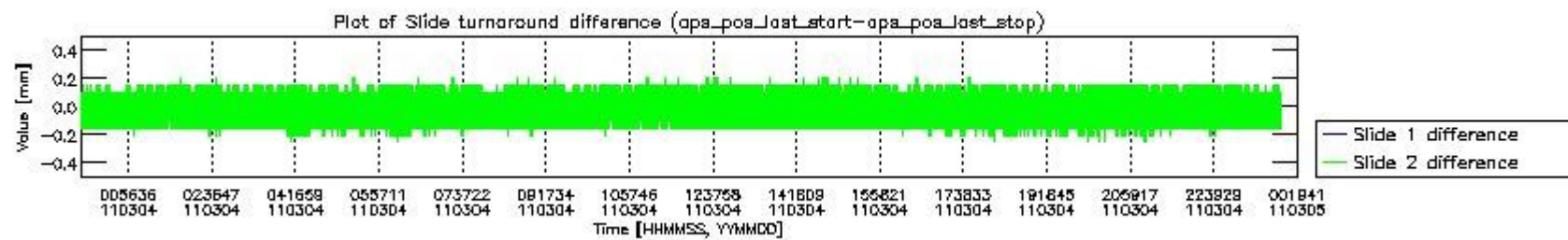
mipas_daily_report_level0_KSPT_L0_4504_N_20110304_2.PNG



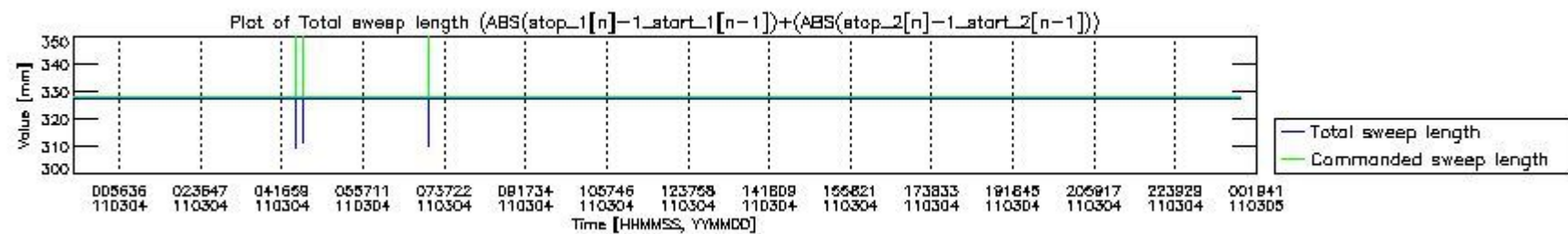
mipas_daily_report_level0_KSPT_L0_4504_N_20110304_3.PNG



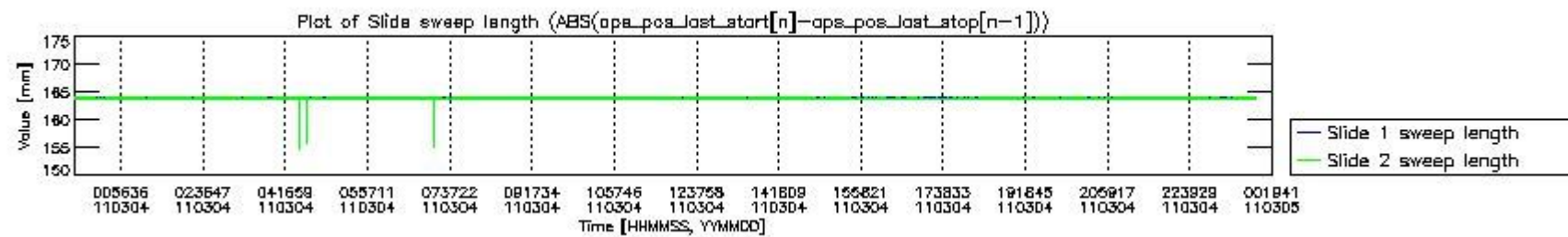
mipas_daily_report_level0_KSPT_L0_4504_N_20110304_4.PNG



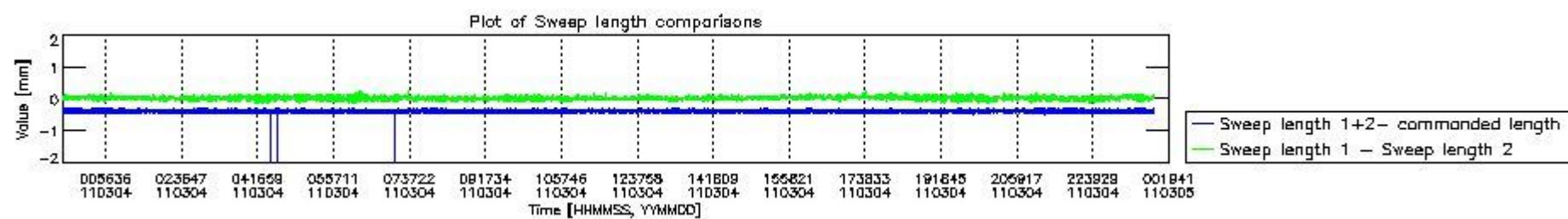
mipas_daily_report_level0_KSPT_L0_4504_N_20110304_5.PNG



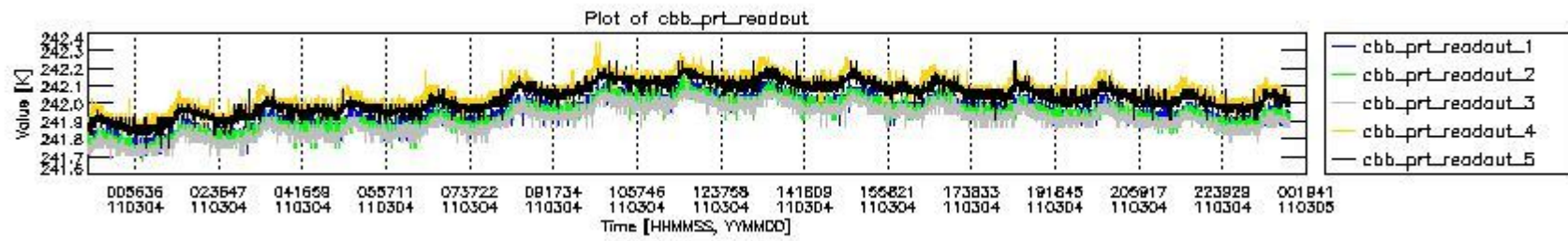
mipas_daily_report_level0_KSPT_L0_4504_N_20110304_6.PNG



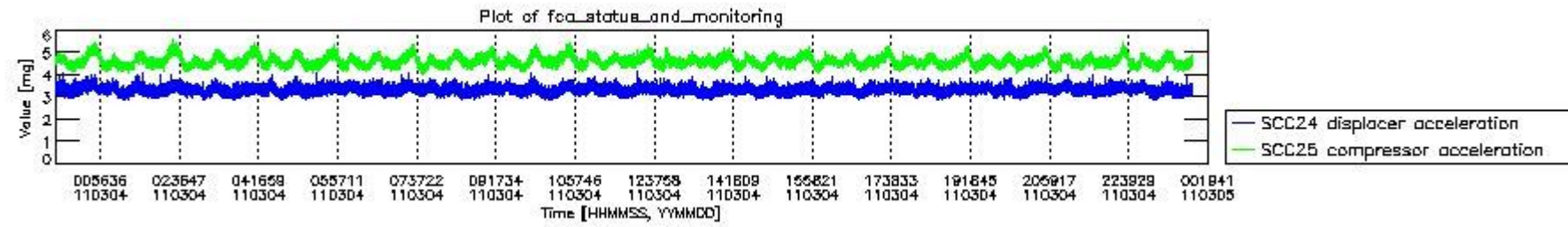
mipas_daily_report_level0_KSPT_L0_4504_N_20110304_7.PNG



mipas_daily_report_level0_KSPT_L0_4504_N_20110304_8.PNG



mipas_daily_report_level0_KSPT_L0_4504_N_20110304_9.PNG

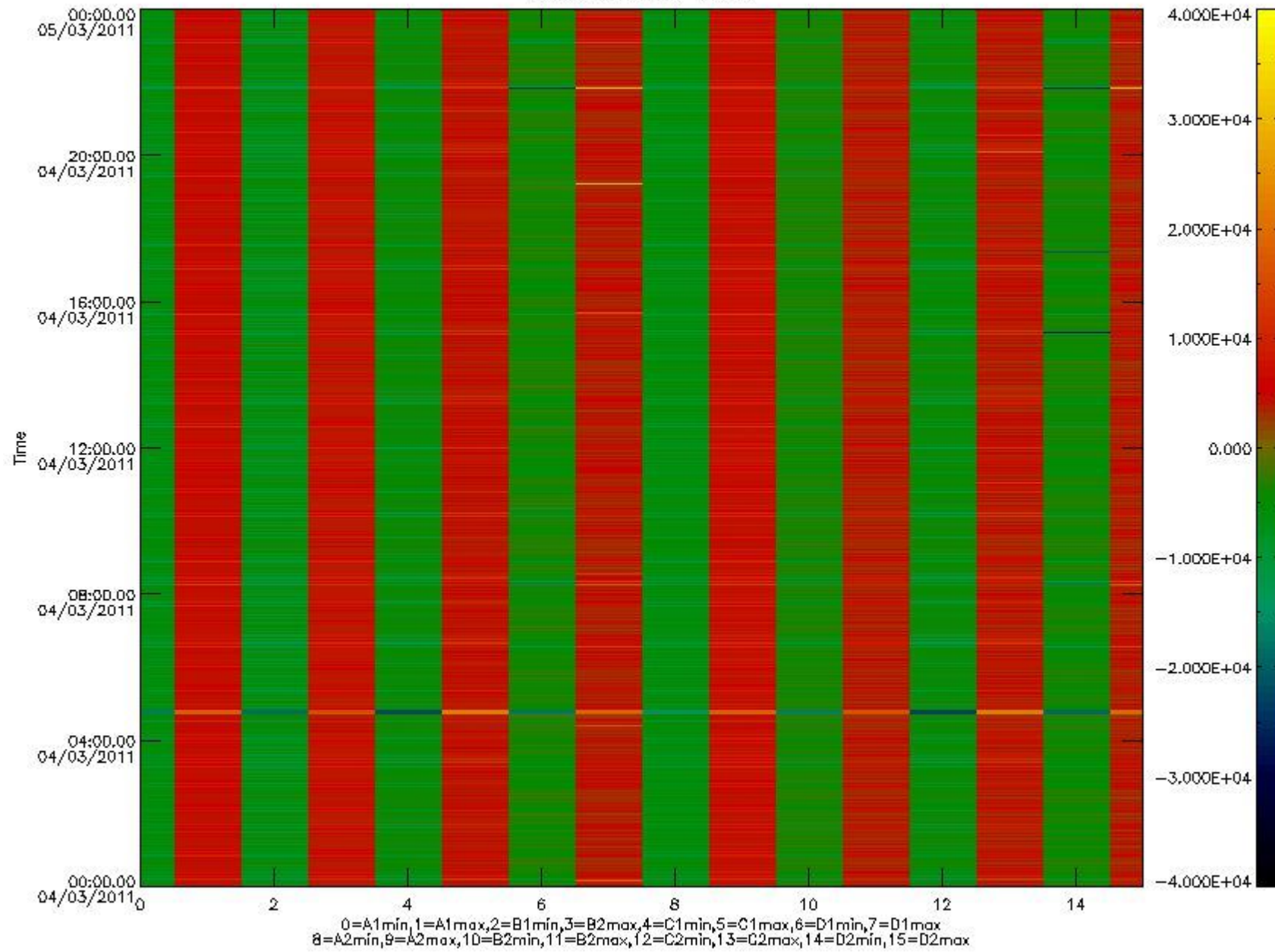


mipas_daily_report_level0_KSPT_L0_4504_N_20110304_10.PNG

The following table shows channel statistics for all channels for this day.

Channel	Min	Max	ADC
A1	-17473	18470	16bit
B1	-18969	16496	16bit
C1	-23591	22079	16bit
D1	-25735	32767	16bit
A2	-15169	18608	16bit
B2	-17080	16795	16bit
C2	-23158	24487	16bit
D2	-32768	32767	16bit

MIPNLOP_MIPSOUPAC_aux_fields_1gm_cal, channel statistics plot
Colour indicates value.



mipas_daily_report_level0_KSPT_L0_4504_N_20110304_11.PNG

0.3 ADF monitoring

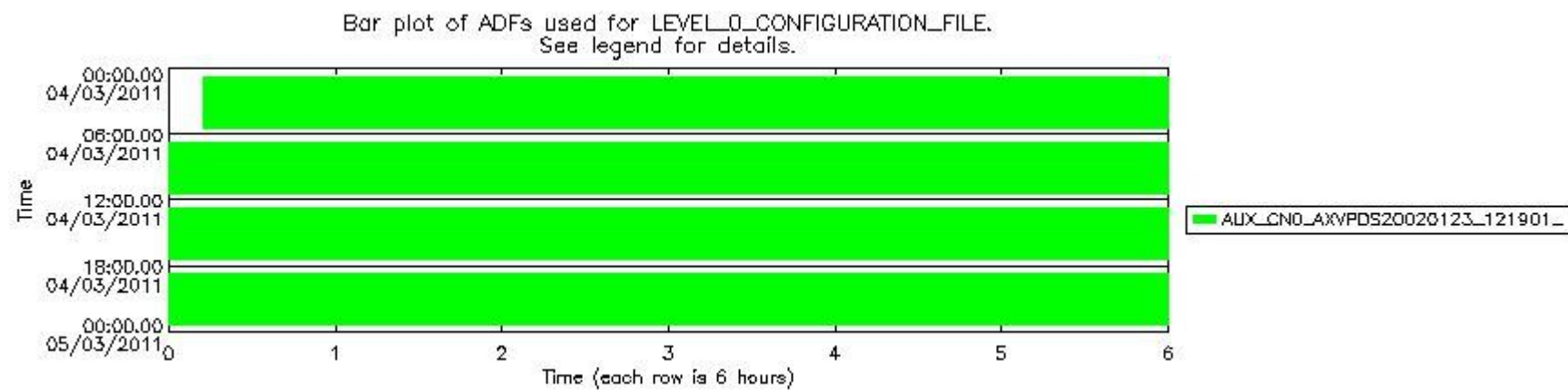
The use of ADFs is shown in two ways:

1. By means of two tables that can be used to find the ADF used for a specific product.
2. By means of plots that show changes in ADF using colours.

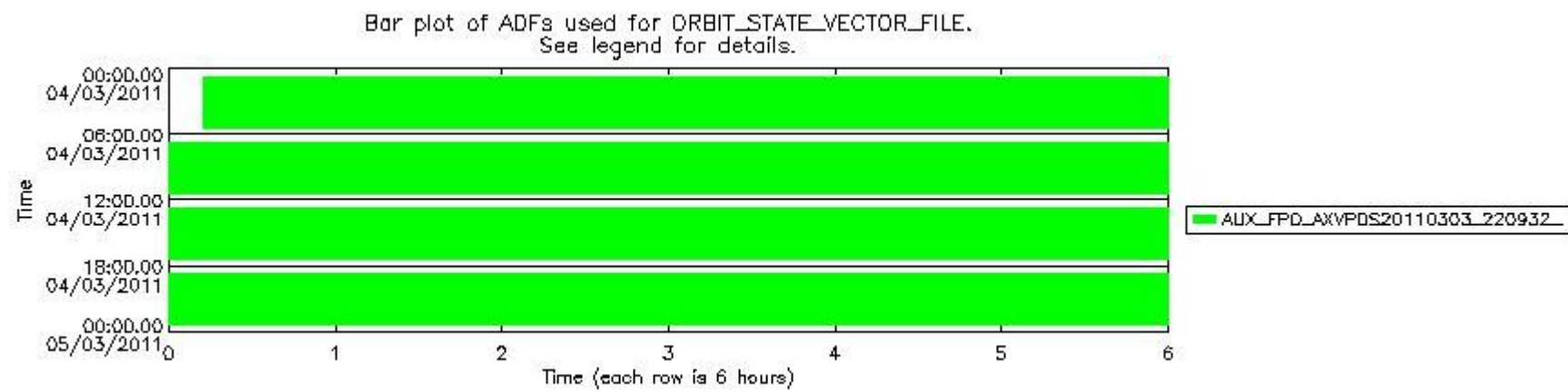
Number	ADF
0	AUX_CN0_AXVPDS20020123_121901_20020101_000000_20200101_000000
1	AUX_FPO_AXVPDS20110303_220932_20110303_192340_20110313_213730

Number	Product name	#CN0	#FPO
0	MIP_NL_0PNPDE20110304_001223_000058813100_00102_47099_3031.N1	0	1

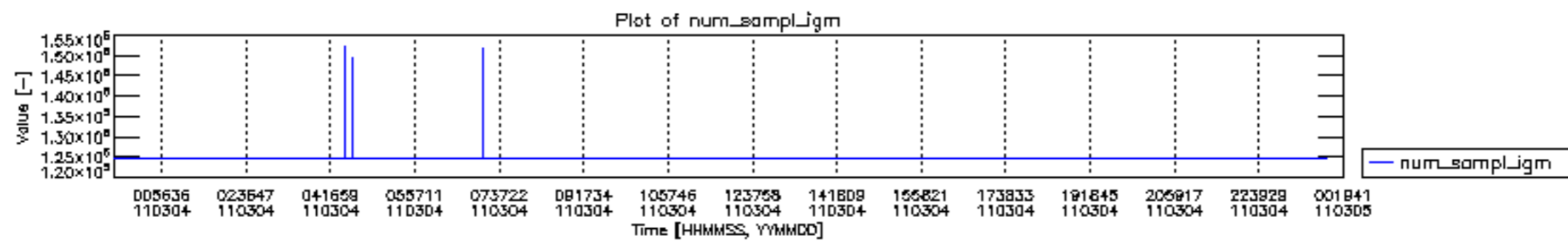
1	MIP_NL__0PNPDE20110304_014916_000045003100_00103_47100_3032.N1	0	1
2	MIP_NL__0PNPDE20110304_030343_000061453100_00104_47101_3033.N1	0	1
3	MIP_NL__0PNPDE20110304_044534_000060503100_00105_47102_3034.N1	0	1
4	MIP_NL__0PNPDK20110304_062551_000041393100_00106_47103_4467.N1	0	1
5	MIP_NL__0PNPDK20110304_073414_000060733100_00107_47104_4468.N1	0	1
6	MIP_NL__0PNPDK20110304_091443_000059933100_00108_47105_4469.N1	0	1
7	MIP_NL__0PNPDK20110304_105311_000059773100_00109_47106_4470.N1	0	1
8	MIP_NL__0PNPDK20110304_123128_000060353100_00110_47107_4471.N1	0	1
9	MIP_NL__0PNPDK20110304_141107_000058583100_00111_47108_4472.N1	0	1
10	MIP_NL__0PNPDK20110304_154746_000059523100_00112_47109_4473.N1	0	1
11	MIP_NL__0PNPDK20110304_172547_000058873100_00113_47110_4474.N1	0	1
12	MIP_NL__0PNPDK20110304_190312_000060903100_00114_47111_4475.N1	0	1
13	MIP_NL__0PNPDE20110304_204355_000042413100_00115_47112_3035.N1	0	1
14	MIP_NL__0PNPDE20110304_215329_000062113100_00115_47112_3036.N1	0	1
15	MIP_NL__0PNPDE20110304_233559_000060503100_00116_47113_3037.N1	0	1

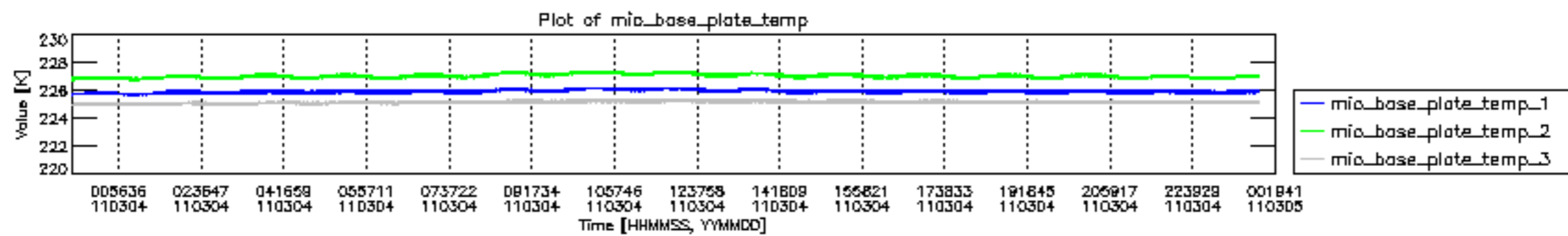


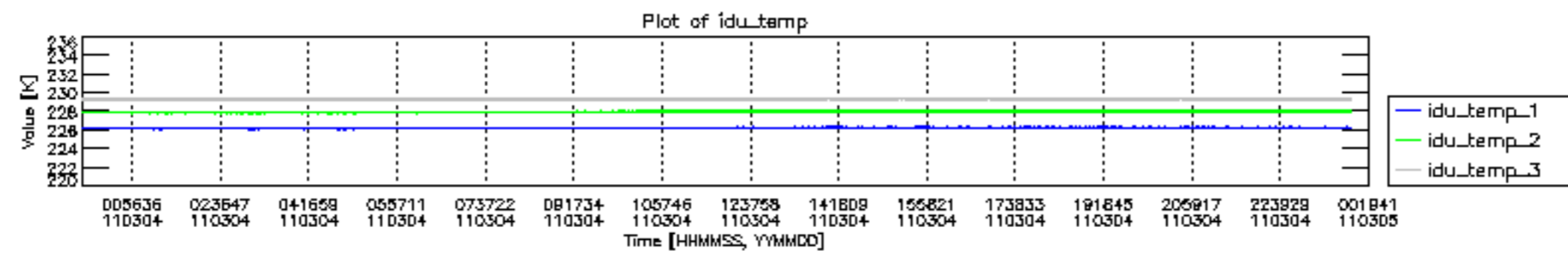
mipas_daily_report_level0_KSPT_L0_4504_N_20110304_12.PNG

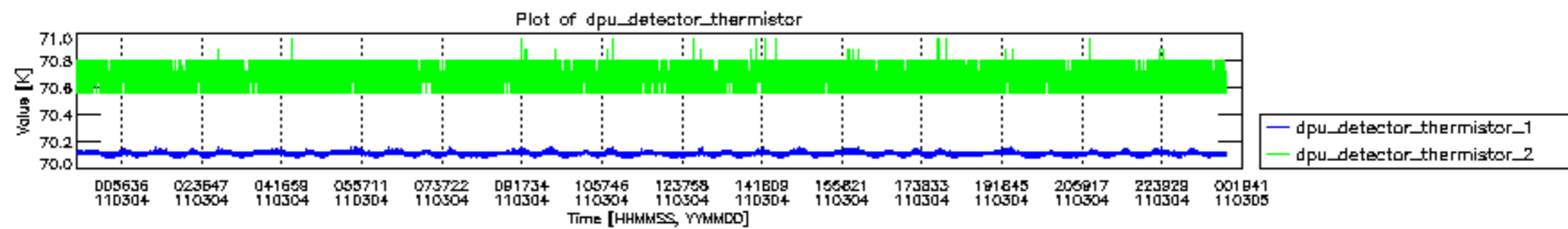


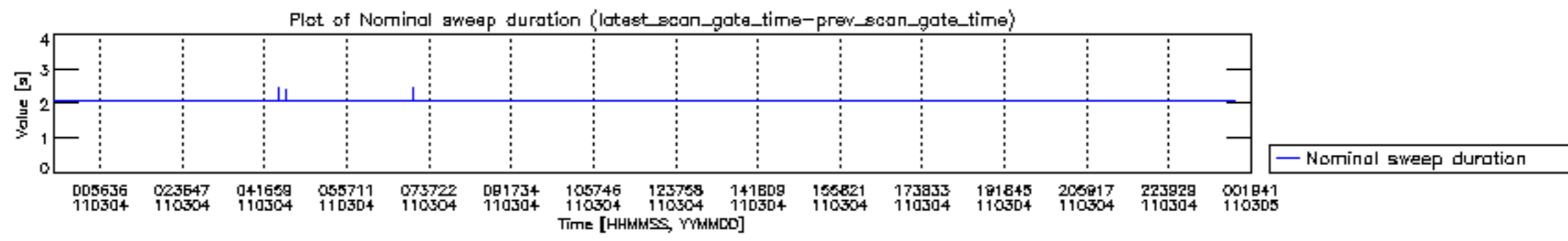
mipas_daily_report_level0_KSPT_L0_4504_N_20110304_13.PNG

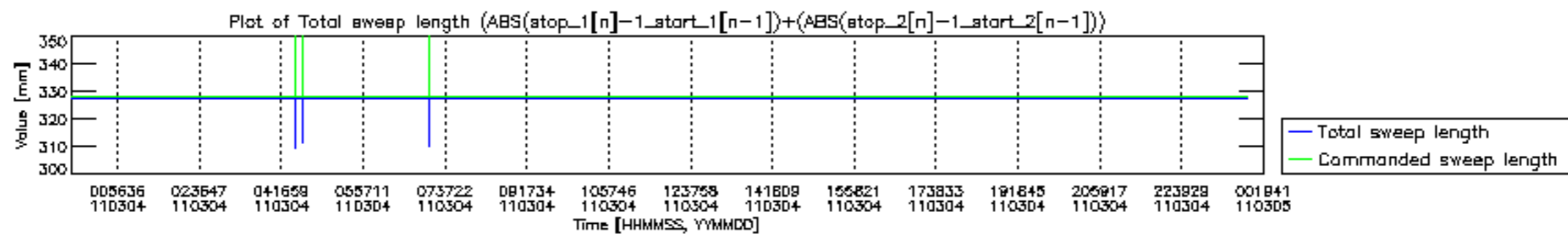


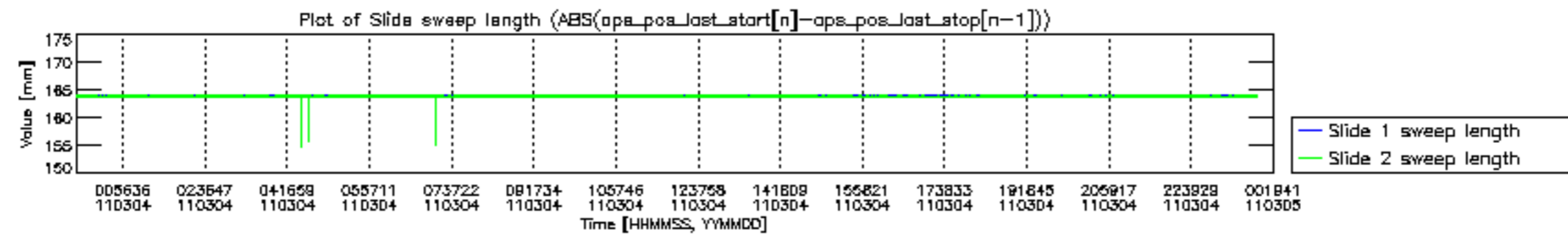


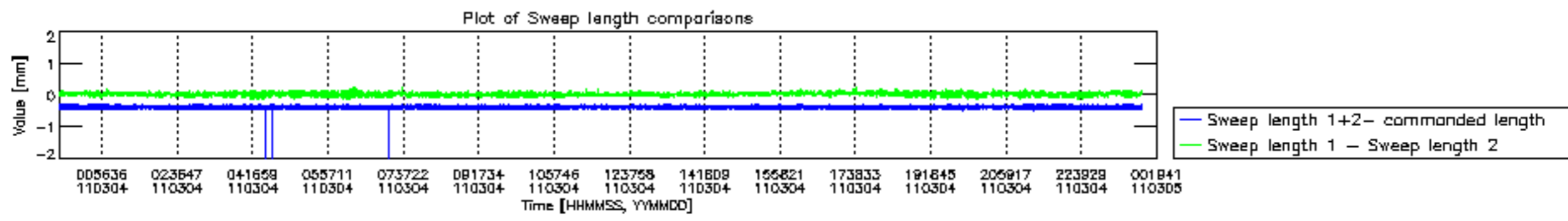


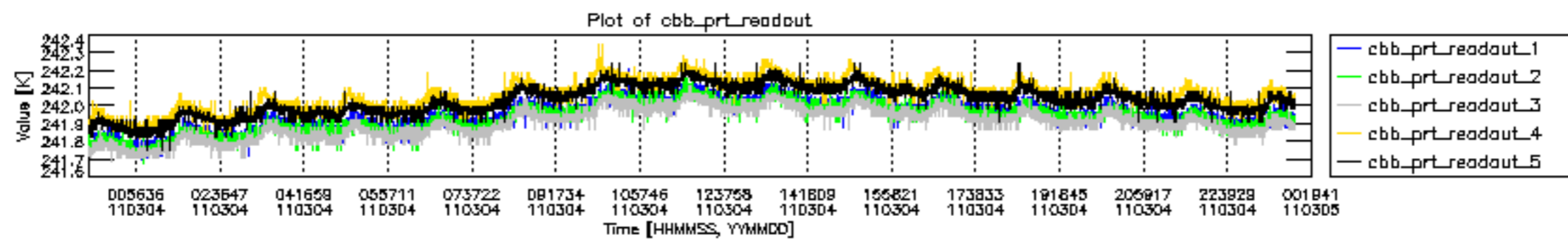


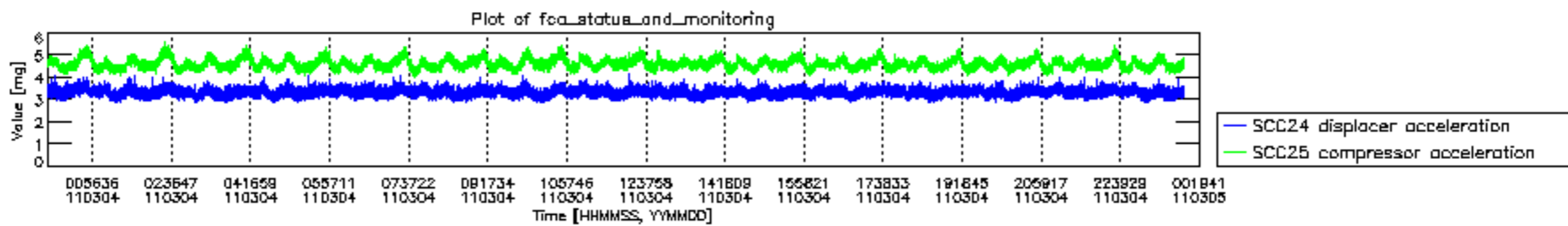












MIPNLOP_MIPSOUPAC_aux_fields_igm_cal, channel statistics plot
 Colour indicates value.

