

0. MIPAS Daily Report for level 0 products

[0.1 General Info](#)

[0.2 Instrument Operational Performance Parameters](#)

[0.3 ADF monitoring](#)

0.1 General Info

This report contains a daily analysis on parameters extracted from MIPAS level 0 data (The MIP_NL__0P product).

0.1.1 Report summary

The table below shows general characteristics of the data that are included into this report.

Item	Value
Report version	v1.6 08-11-2010
Time of report generation	03MAR2011 10:37:14
Data source version	KSPT_L0/4504-N
Processing scope for products	26FEB2011 00:00:00 to 27FEB2011 00:00:00
Start time of first product within scope	26FEB2011 00:32:48
Stop time of last product within scope	27FEB2011 01:36:20
Total number of level 0 products	16
Number of level 0 products with errors	0

0.1.2 Product Quality Indicators per product

The following table shows a summary for each product used in this report.

#	Product name	Start time	Stop time	Prod err	ISP err sign	ISP miss sign	ISP disc sign	rs sign
0	MIP_NL__0PNPDE20110226_003248_000058583100_00016_47013_2990.N1	26FEB2011 00:32:48	26FEB2011 02:10:25	0	0	0	0	0
1	MIP_NL__0PNPDE20110226_020922_000044933100_00017_47014_2991.N1	26FEB2011 02:09:22	26FEB2011 03:24:16	0	0	0	0	0
2	MIP_NL__0PNPDE20110226_032342_000061583100_00018_47015_2992.N1	26FEB2011 03:23:42	26FEB2011 05:06:20	0	0	0	0	0
3	MIP_NL__0PNPDE20110226_050547_000060843100_00019_47016_2993.N1	26FEB2011 05:05:47	26FEB2011 06:47:11	0	0	0	0	0
4	MIP_NL__0PNPDK20110226_064638_000040193100_00020_47017_4409.N1	26FEB2011 06:46:38	26FEB2011 07:53:37	0	0	0	0	0
5	MIP_NL__0PNPDK20110226_075238_000061813100_00021_47018_4410.N1	26FEB2011 07:52:38	26FEB2011 09:35:40	0	0	0	0	0
6	MIP_NL__0PNPDK20110226_093445_000060043100_00022_47019_4411.N1	26FEB2011 09:34:45	26FEB2011 11:14:49	0	0	0	0	0
7	MIP_NL__0PNPDK20110226_111315_000060393100_00023_47020_4412.N1	26FEB2011 11:13:15	26FEB2011 12:53:55	0	0	0	0	0
8	MIP_NL__0PNPDK20110226_125229_000058853100_00024_47021_4413.N1	26FEB2011 12:52:29	26FEB2011 14:30:34	0	0	0	0	0
9	MIP_NL__0PNPDK20110226_142935_000059373100_00025_47022_4414.N1	26FEB2011 14:29:35	26FEB2011 16:08:32	0	0	0	0	0
10	MIP_NL__0PNPDK20110226_160650_000058973100_00026_47023_4415.N1	26FEB2011 16:06:50	26FEB2011 17:45:07	0	0	0	0	0
11	MIP_NL__0PNPDK20110226_174417_000060273100_00027_47024_4416.N1	26FEB2011 17:44:17	26FEB2011 19:24:44	0	0	0	0	0
12	MIP_NL__0PNPDK20110226_192408_000060353100_00028_47025_4417.N1	26FEB2011 19:24:08	26FEB2011 21:04:44	0	0	0	0	0
13	MIP_NL__0PNPDE20110226_210400_000043513100_00029_47026_2994.N1	26FEB2011 21:04:00	26FEB2011 22:16:31	0	0	0	0	0
14	MIP_NL__0PNPDE20110226_221528_000061383100_00029_47026_2995.N1	26FEB2011 22:15:28	26FEB2011 23:57:46	0	0	0	0	0
15	MIP_NL__0PNPDE20110226_235647_000059723100_00030_47027_2996.N1	26FEB2011 23:56:47	27FEB2011 01:36:20	0	0	0	0	0

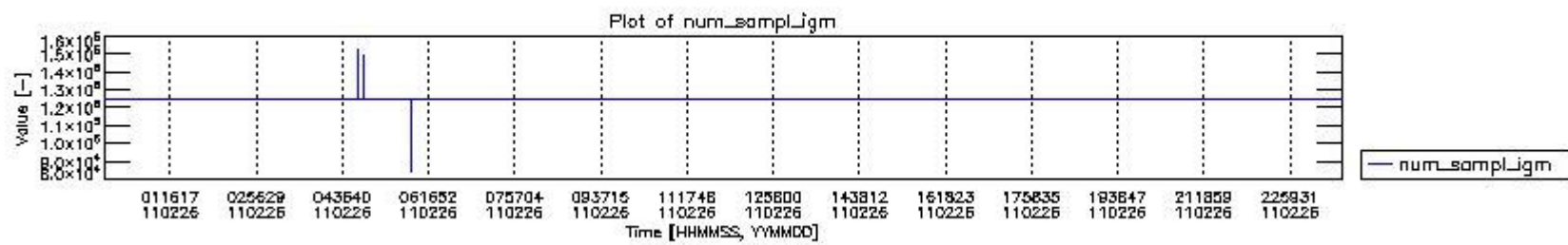
0.2 Instrument Operational Performance Parameters

The following plots give an overview of various instrument parameters for this day. The instrument parameters are part of the auxiliary data field within the source packets of the MIP_NL__0P product. The auxiliary data is normally included twice per interferogram. Note that only the first packet is currently included in monitoring.

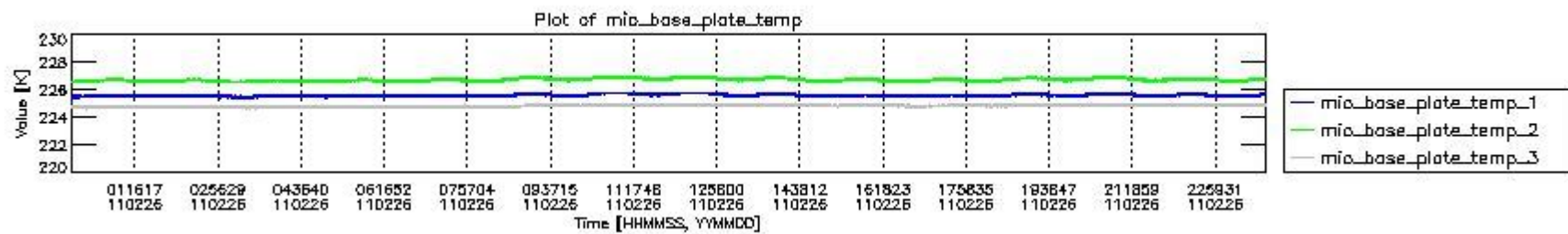
The following table shows the counts of various interferogram number of samples

Number of igm samples	Count [#]	Count [%]
84528	1	0.0023995201
94598	1	0.0023995201

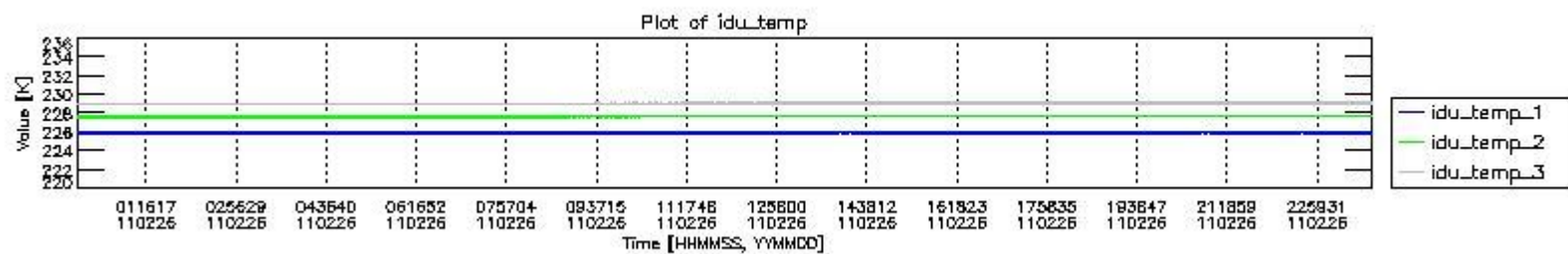
114730	1	0.0023995201
124800	38704	92.871026
124803	2962	7.1073785
127159	1	0.0023995201
128348	1	0.0023995201
147291	1	0.0023995201
148480	1	0.0023995201
149650	1	0.0023995201
152028	1	0.0023995201



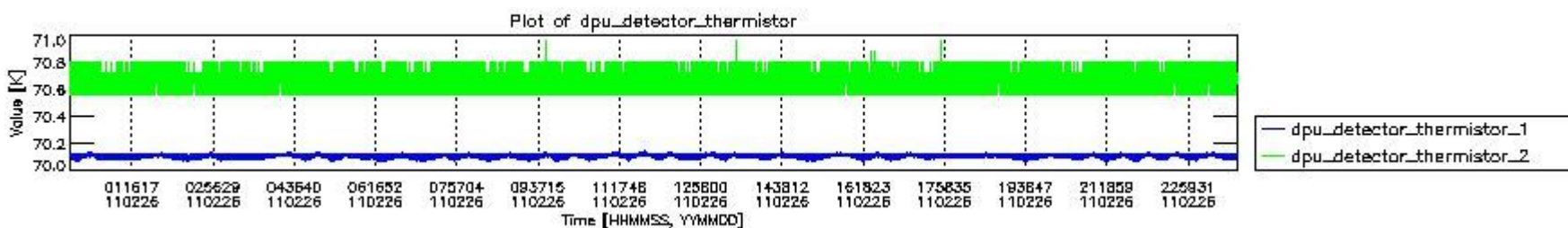
mipas_daily_report_level0_KSPT_L0_4504_N_20110226_0.PNG




mipas_daily_report_level0_KSPT_L0_4504_N_20110226_1.PNG



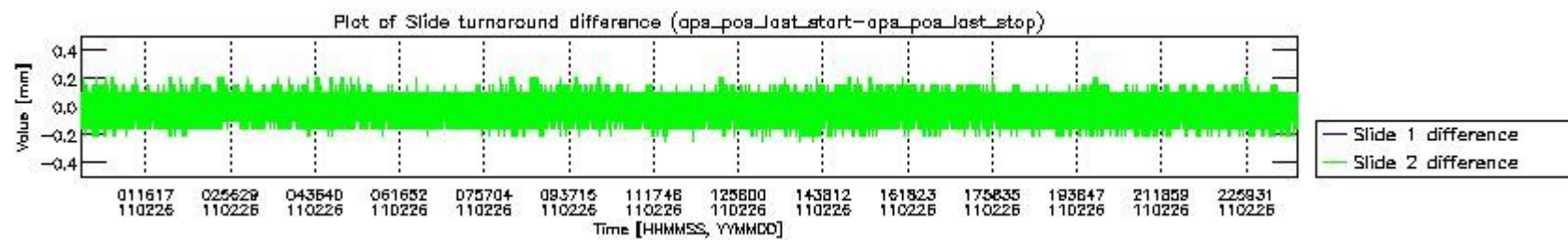
mipas_daily_report_level0_KSPT_L0_4504_N_20110226_2.PNG



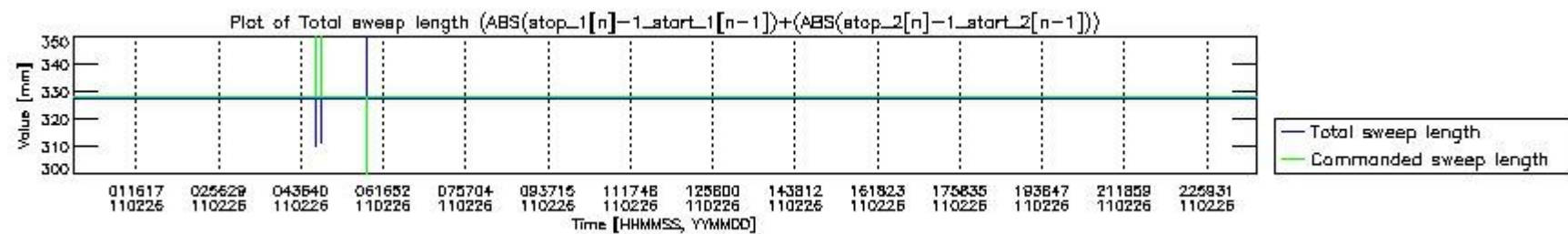
mipas_daily_report_level0_KSPT_L0_4504_N_20110226_3.PNG



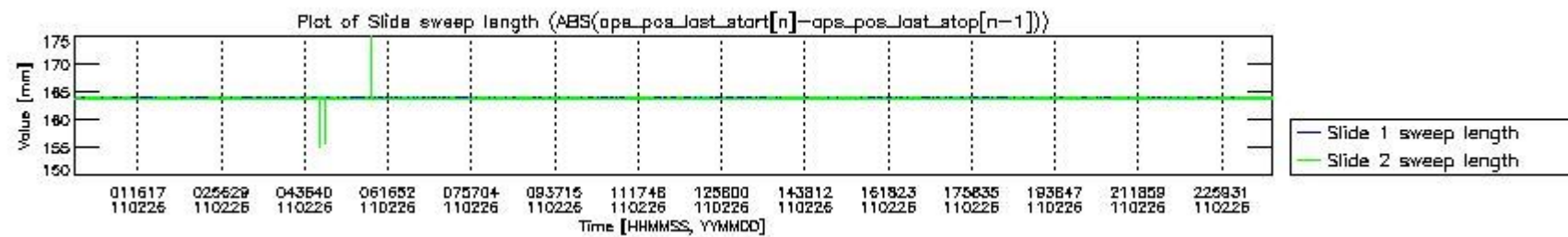
mipas_daily_report_level0_KSPT_L0_4504_N_20110226_4.PNG



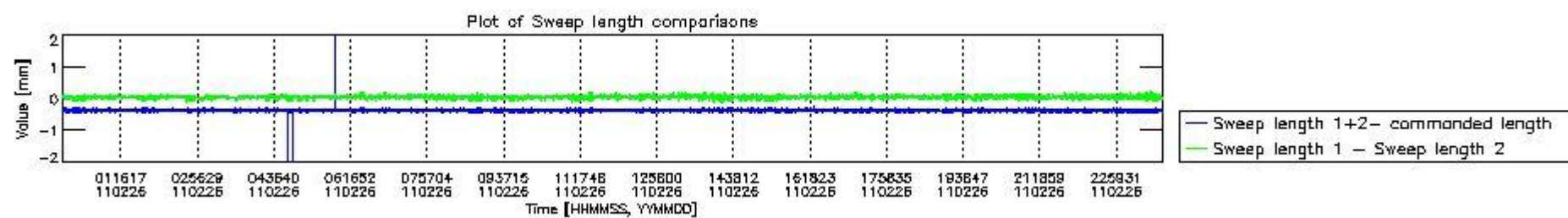
mipas_daily_report_level0_KSPT_L0_4504_N_20110226_5.PNG



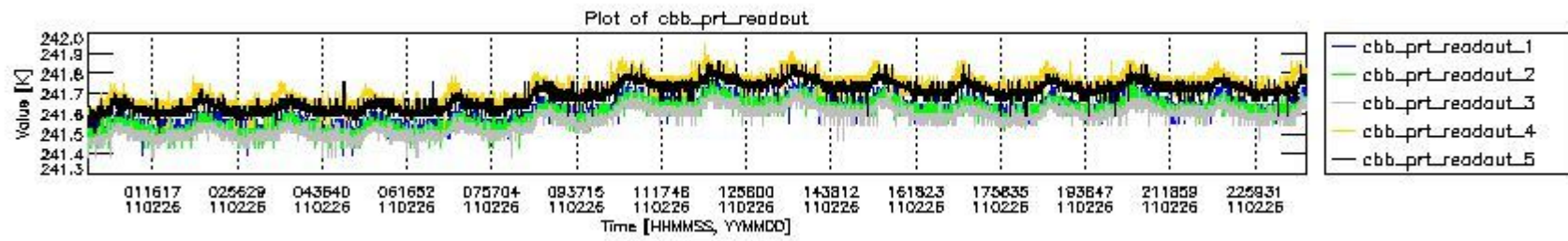
mipas_daily_report_level0_KSPT_L0_4504_N_20110226_6.PNG



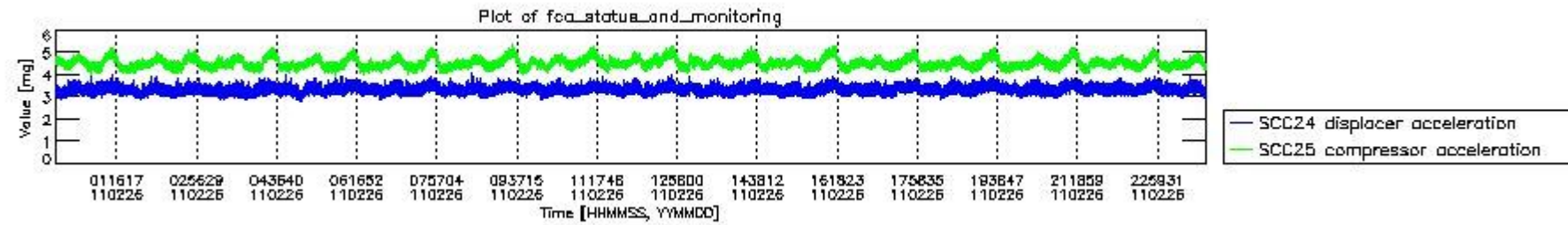
mipas_daily_report_level0_KSPT_L0_4504_N_20110226_7.PNG



mipas_daily_report_level0_KSPT_L0_4504_N_20110226_8.PNG



mipas_daily_report_level0_KSPT_L0_4504_N_20110226_9.PNG

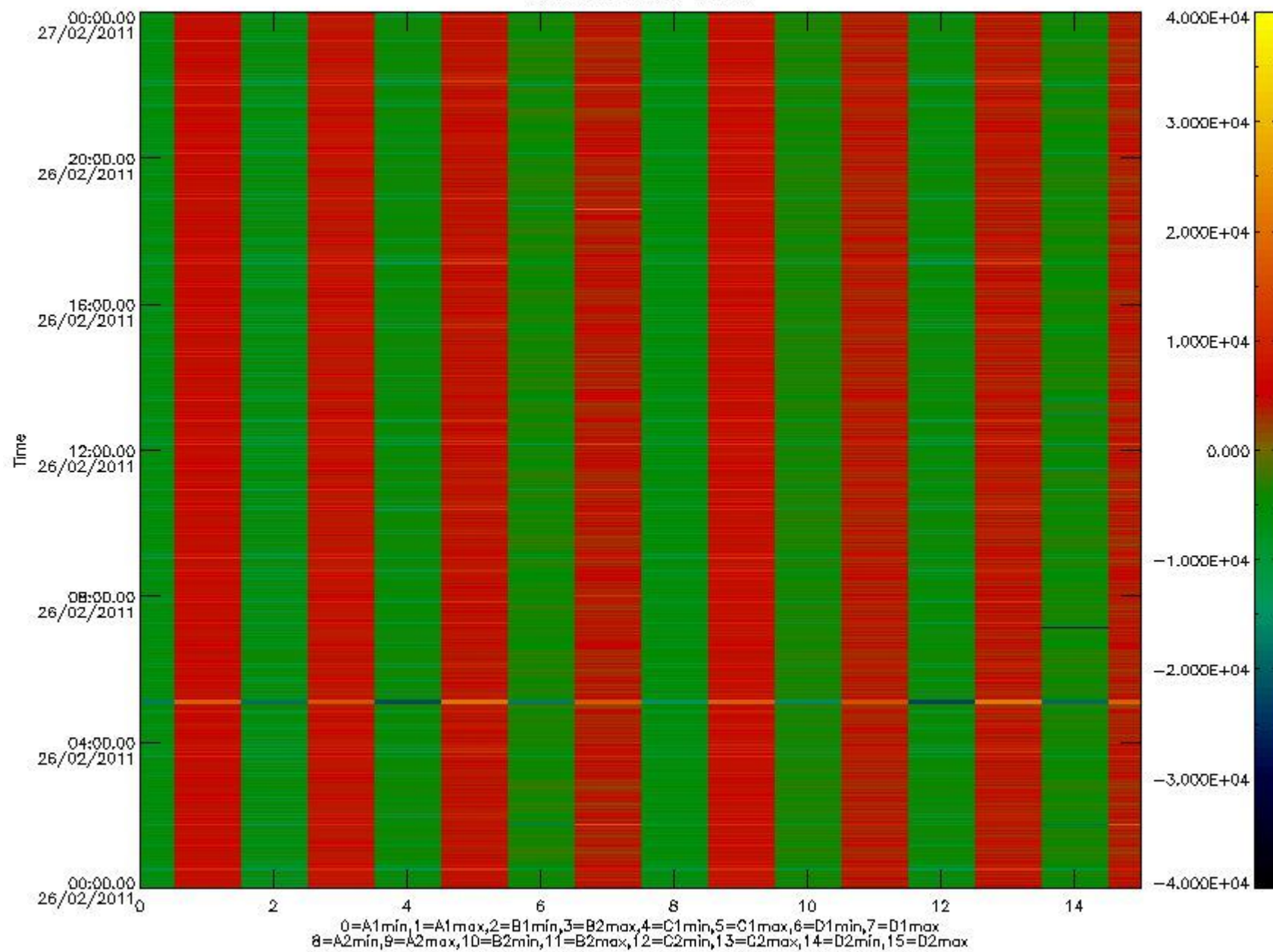


mipas_daily_report_level0_KSPT_L0_4504_N_20110226_10.PNG

The following table shows channel statistics for all channels for this day.

Channel	Min	Max	ADC
A1	-17410	18419	16bit
B1	-18795	16379	16bit
C1	-21960	21758	16bit
D1	-24996	32767	16bit
A2	-15120	18550	16bit
B2	-16905	16615	16bit
C2	-22861	22912	16bit
D2	-32768	26765	16bit

MIPNLOP_MIPSOUPAC_aux_fields_igm_cal, channel statistics plot
Colour indicates value.



mipas_daily_report_level0_KSPT_L0_4504_N_20110226_11.PNG

0.3 ADF monitoring

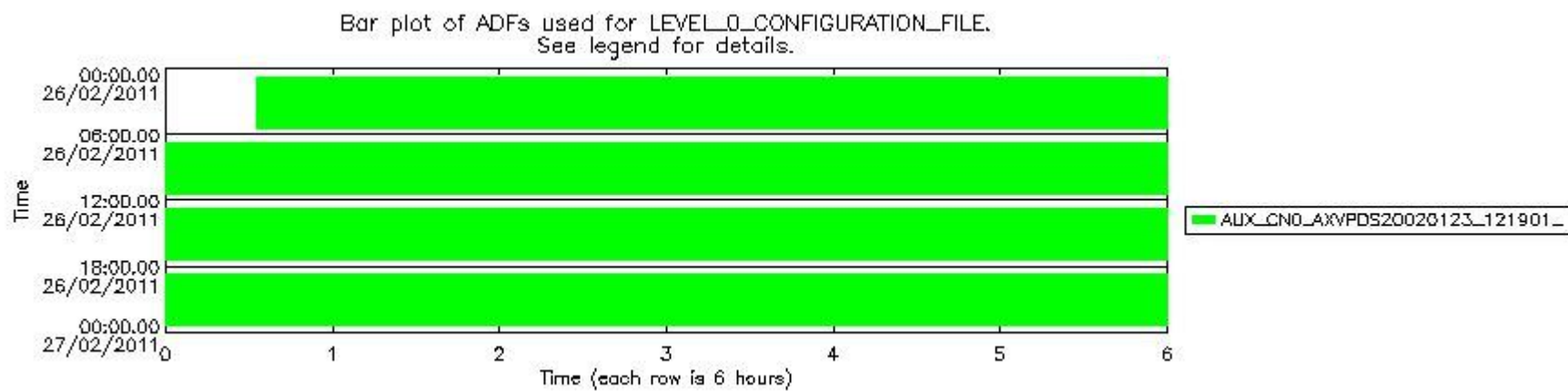
The use of ADFs is shown in two ways:

1. By means of two tables that can be used to find the ADF used for a specific product.
2. By means of plots that show changes in ADF using colours.

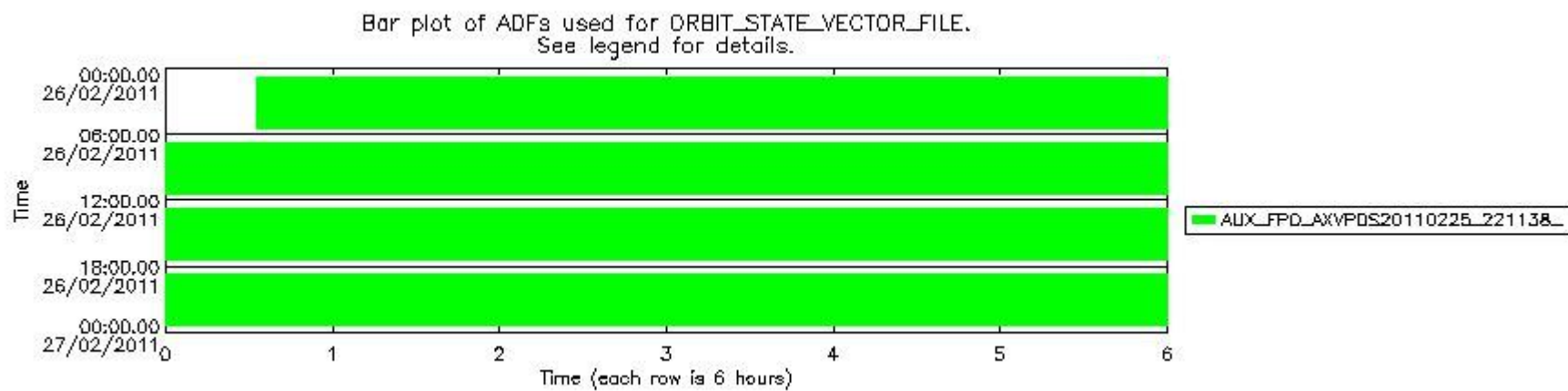
Number	ADF
0	AUX_CN0_AXVPDS20020123_121901_20020101_000000_20200101_000000
1	AUX_FPO_AXVPDS20110225_221138_20110225_194336_20110307_201712

Number	Product name	#CN0	#FPO
0	MIP_NL_0PNPDE20110226_003248_000058583100_00016_47013_2990.N1	0	1


1	MIP_NL__0PNPDE20110226_020922_000044933100_00017_47014_2991.N1	0	1
2	MIP_NL__0PNPDE20110226_032342_000061583100_00018_47015_2992.N1	0	1
3	MIP_NL__0PNPDE20110226_050547_000060843100_00019_47016_2993.N1	0	1
4	MIP_NL__0PNPDK20110226_064638_000040193100_00020_47017_4409.N1	0	1
5	MIP_NL__0PNPDK20110226_075238_000061813100_00021_47018_4410.N1	0	1
6	MIP_NL__0PNPDK20110226_093445_000060043100_00022_47019_4411.N1	0	1
7	MIP_NL__0PNPDK20110226_111315_000060393100_00023_47020_4412.N1	0	1
8	MIP_NL__0PNPDK20110226_125229_000058853100_00024_47021_4413.N1	0	1
9	MIP_NL__0PNPDK20110226_142935_000059373100_00025_47022_4414.N1	0	1
10	MIP_NL__0PNPDK20110226_160650_000058973100_00026_47023_4415.N1	0	1
11	MIP_NL__0PNPDK20110226_174417_000060273100_00027_47024_4416.N1	0	1
12	MIP_NL__0PNPDK20110226_192408_000060353100_00028_47025_4417.N1	0	1
13	MIP_NL__0PNPDE20110226_210400_000043513100_00029_47026_2994.N1	0	1
14	MIP_NL__0PNPDE20110226_221528_000061383100_00029_47026_2995.N1	0	1
15	MIP_NL__0PNPDE20110226_235647_000059723100_00030_47027_2996.N1	0	1

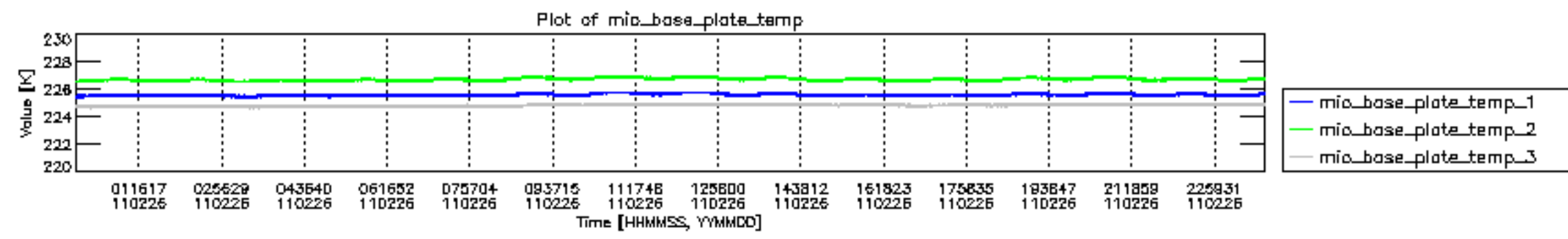


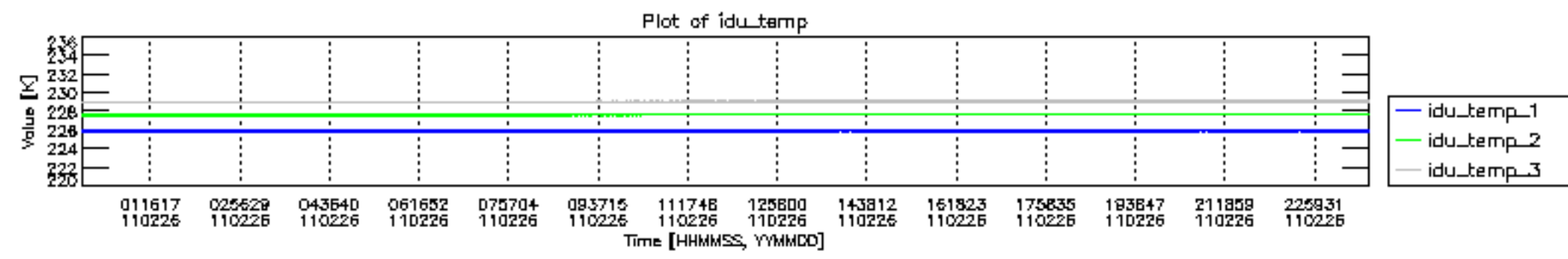
mipas_daily_report_level0_KSPT_L0_4504_N_20110226_12.PNG

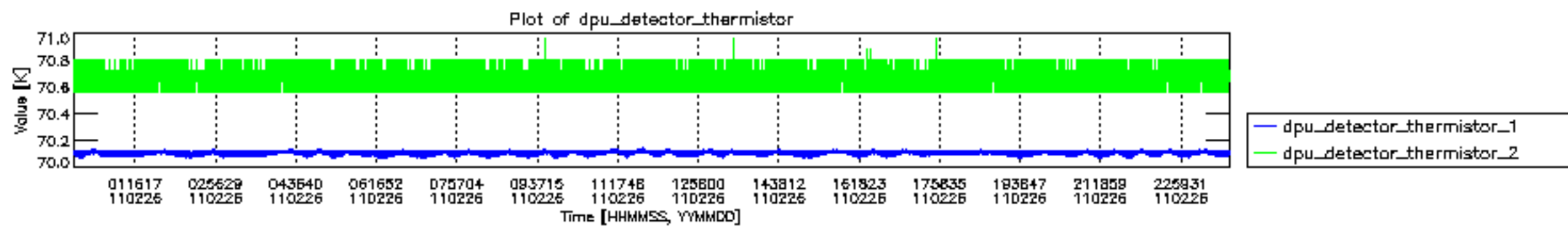



mipas_daily_report_level0_KSPT_L0_4504_N_20110226_13.PNG

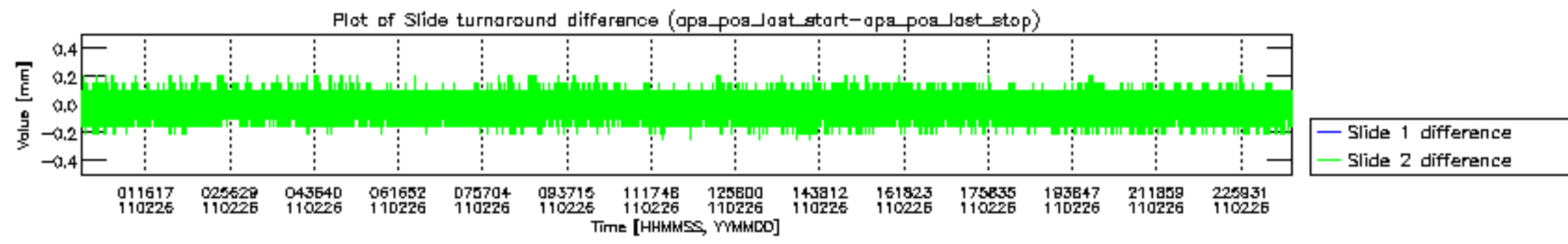


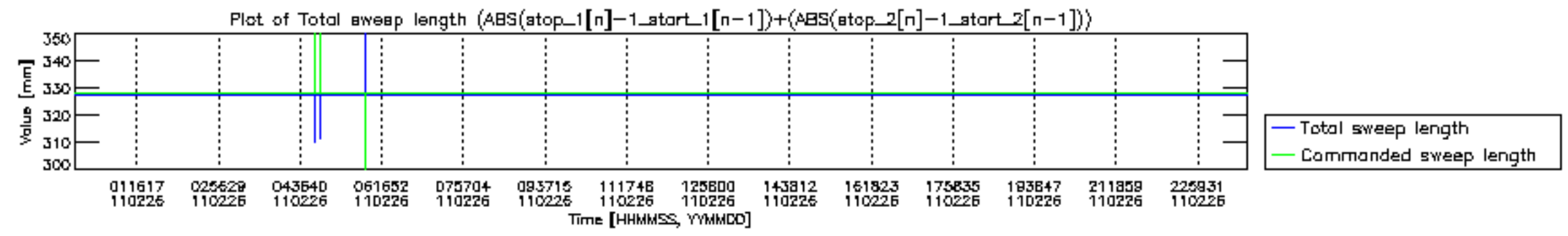


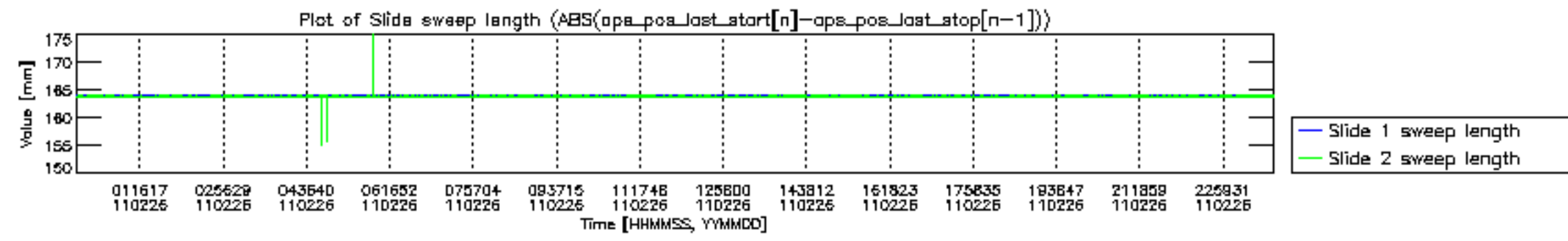


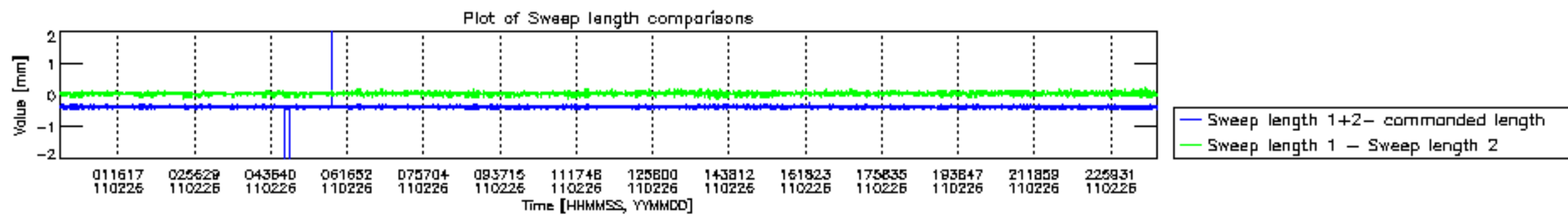


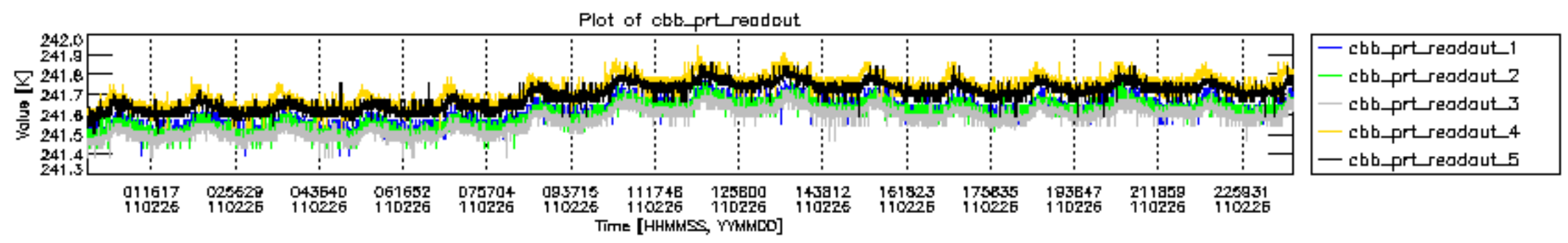


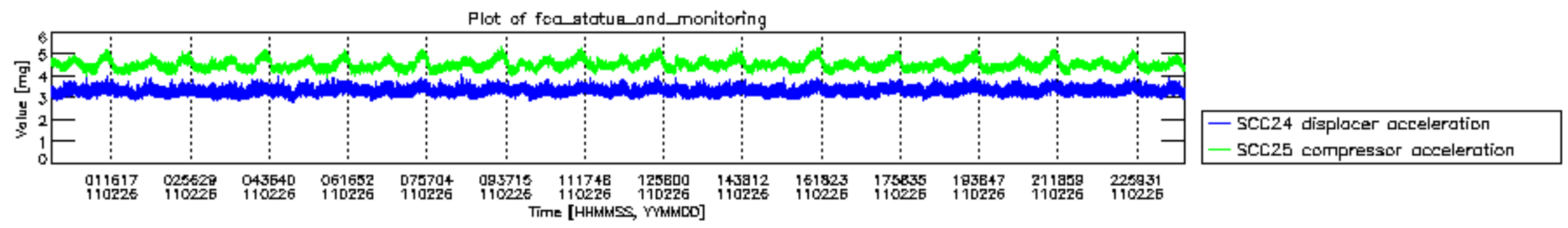












MIPNLOP_MIPSOUPAC_aux_fields_igm_cal, channel statistics plot
 Colour indicates value.

