

0. MIPAS Daily Report for level 0 products

[0.1 General Info](#)

[0.2 Instrument Operational Performance Parameters](#)

[0.3 ADF monitoring](#)

0.1 General Info

This report contains a daily analysis on parameters extracted from MIPAS level 0 data (The MIP_NL__0P product).

0.1.1 Report summary

The table below shows general characteristics of the data that are included into this report.

Item	Value
Report version	v1.6 08-11-2010
Time of report generation	02MAR2011 05:23:57
Data source version	KSPT_L0/4504-N
Processing scope for products	25FEB2011 00:00:00 to 26FEB2011 00:00:00
Start time of first product within scope	25FEB2011 01:10:21
Stop time of last product within scope	26FEB2011 00:33:48
Total number of level 0 products	14
Number of level 0 products with errors	0

0.1.2 Product Quality Indicators per product

The following table shows a summary for each product used in this report.

#	Product name	Start time	Stop time	Prod err	ISP err sign	ISP miss sign	ISP disc sign	rs sign
0	MIP_NL__0PNPDE20110225_011021_000008723100_00002_46999_2982.N1	25FEB2011 01:10:21	25FEB2011 01:24:53	0	0	0	0	0
1	MIP_NL__0PNPDE20110225_044145_000036653100_00005_47002_2983.N1	25FEB2011 04:41:45	25FEB2011 05:42:49	0	0	0	0	0
2	MIP_NL__0PNPDE20110225_054216_000061203100_00005_47002_2985.N1	25FEB2011 05:42:16	25FEB2011 07:24:16	0	0	0	0	0
3	MIP_NL__0PNPDK20110225_072332_000039293100_00006_47003_4401.N1	25FEB2011 07:23:32	25FEB2011 08:29:01	0	0	0	0	0
4	MIP_NL__0PNPDK20110225_082807_000061563100_00007_47004_4402.N1	25FEB2011 08:28:07	25FEB2011 10:10:43	0	0	0	0	0
5	MIP_NL__0PNPDK20110225_100909_000060183100_00008_47005_4403.N1	25FEB2011 10:09:09	25FEB2011 11:49:28	0	0	0	0	0
6	MIP_NL__0PNPDK20110225_114800_000060563100_00009_47006_4404.N1	25FEB2011 11:48:00	25FEB2011 13:28:56	0	0	0	0	0
7	MIP_NL__0PNPDK20110225_132758_000058723100_00010_47007_4405.N1	25FEB2011 13:27:58	25FEB2011 15:05:50	0	0	0	0	0
8	MIP_NL__0PNPDK20110225_150410_000060313100_00011_47008_4406.N1	25FEB2011 15:04:10	25FEB2011 16:44:41	0	0	0	0	0
9	MIP_NL__0PNPDK20110225_164342_000059473100_00012_47009_4407.N1	25FEB2011 16:43:42	25FEB2011 18:22:50	0	0	0	0	0
10	MIP_NL__0PNPDK20110225_182206_000059873100_00013_47010_4408.N1	25FEB2011 18:22:06	25FEB2011 20:01:53	0	0	0	0	0
11	MIP_NL__0PNPDE20110225_200057_000039673100_00014_47011_2987.N1	25FEB2011 20:00:57	25FEB2011 21:07:04	0	0	0	0	0
12	MIP_NL__0PNPDE20110225_210611_000064203100_00014_47011_2988.N1	25FEB2011 21:06:11	25FEB2011 22:53:11	0	0	0	0	0
13	MIP_NL__0PNPDE20110225_225208_000061003100_00015_47012_2989.N1	25FEB2011 22:52:08	26FEB2011 00:33:48	0	0	0	0	0

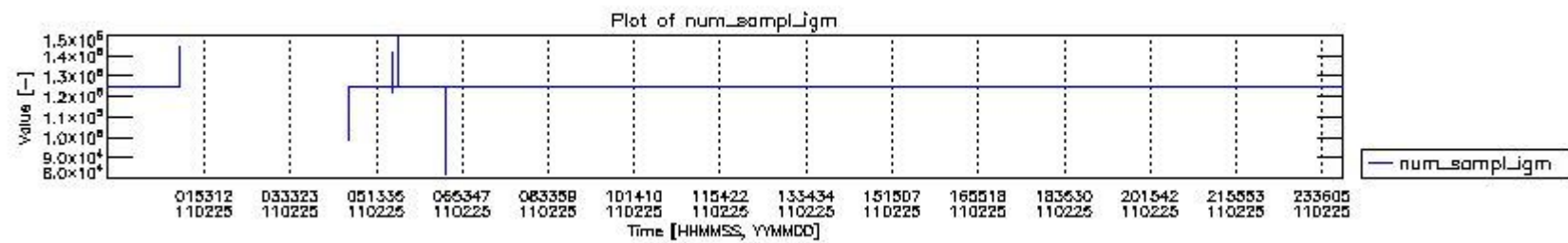
0.2 Instrument Operational Performance Parameters

The following plots give an overview of various instrument parameters for this day. The instrument parameters are part of the auxiliary data field within the source packets of the MIP_NL__0P product. The auxiliary data is normally included twice per interferogram. Note that only the first packet is currently included in monitoring.

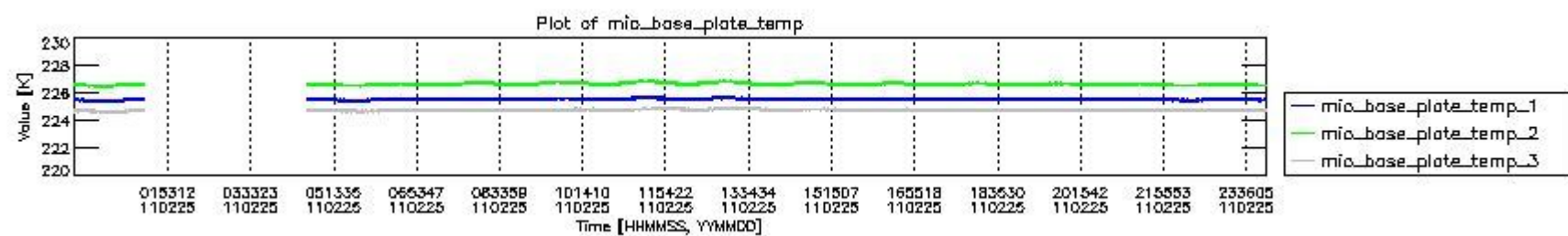
The following table shows the counts of various interferogram number of samples

Number of igm samples	Count [#]	Count [%]
82296	1	0.0027806357
93482	1	0.0027806357
98773	1	0.0027806357
113614	1	0.0027806357

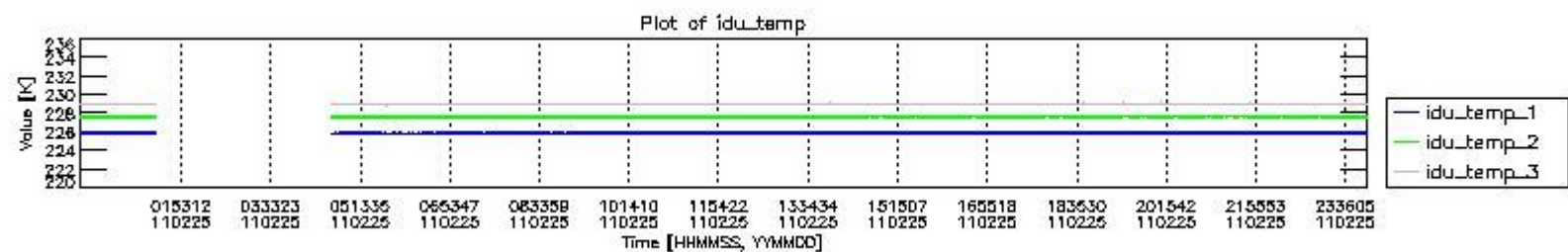
121806	1	0.0027806357
123250	1	0.0027806357
124025	1	0.0027806357
124634	1	0.0027806357
124800	33393	92.853766
124803	2555	7.1045241
127233	1	0.0027806357
138944	1	0.0027806357
141938	1	0.0027806357
144594	1	0.0027806357
144763	1	0.0027806357
147365	1	0.0027806357
149798	1	0.0027806357



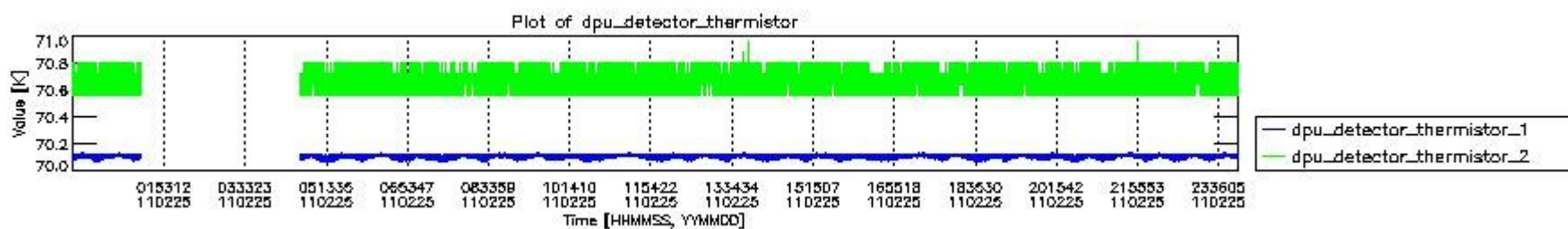
mipas_daily_report_level0_KSPT_L0_4504_N_20110225_0.PNG




mipas_daily_report_level0_KSPT_L0_4504_N_20110225_1.PNG



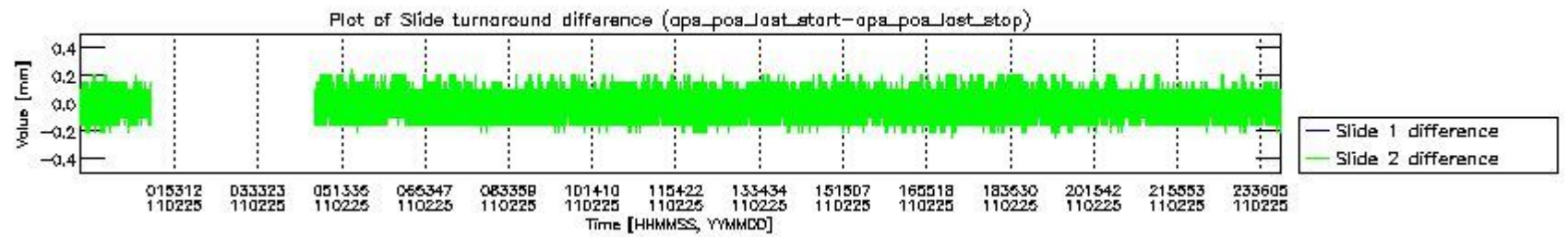
mipas_daily_report_level0_KSPT_L0_4504_N_20110225_2.PNG



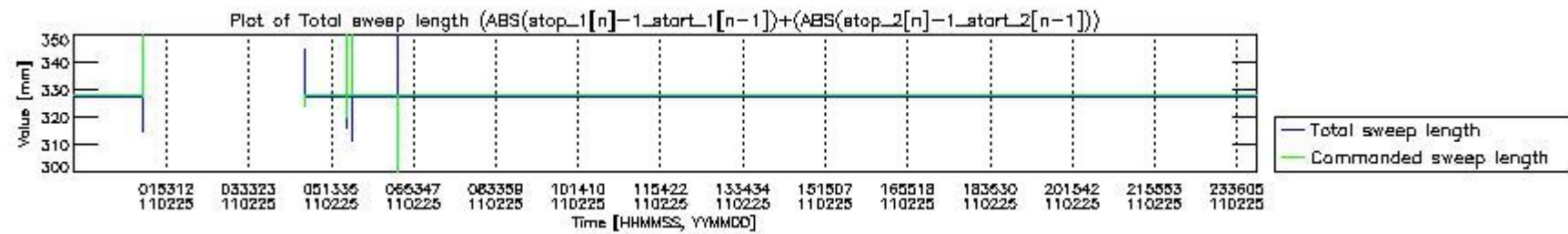
mipas_daily_report_level0_KSPT_L0_4504_N_20110225_3.PNG



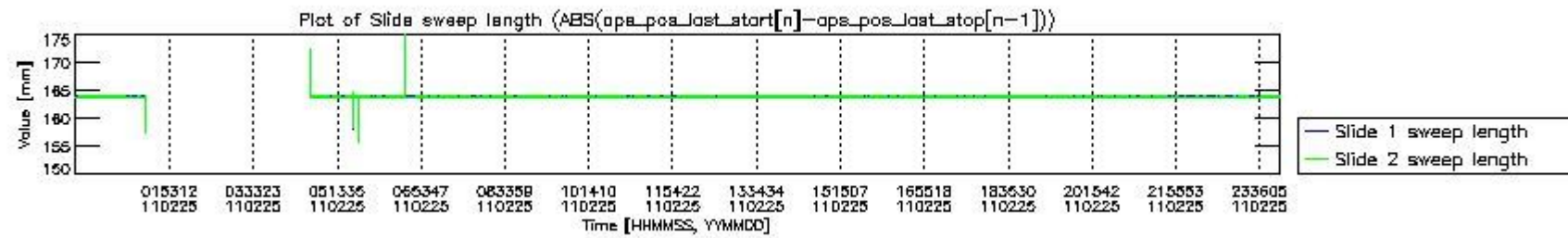
mipas_daily_report_level0_KSPT_L0_4504_N_20110225_4.PNG



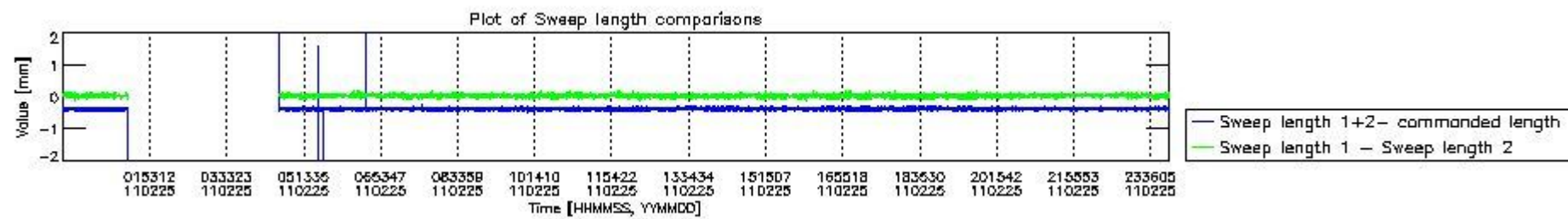
mipas_daily_report_level0_KSPT_L0_4504_N_20110225_5.PNG



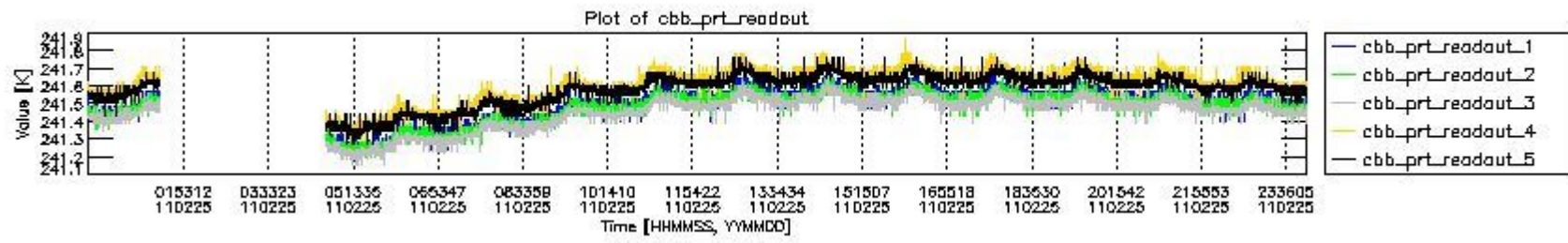
mipas_daily_report_level0_KSPT_L0_4504_N_20110225_6.PNG



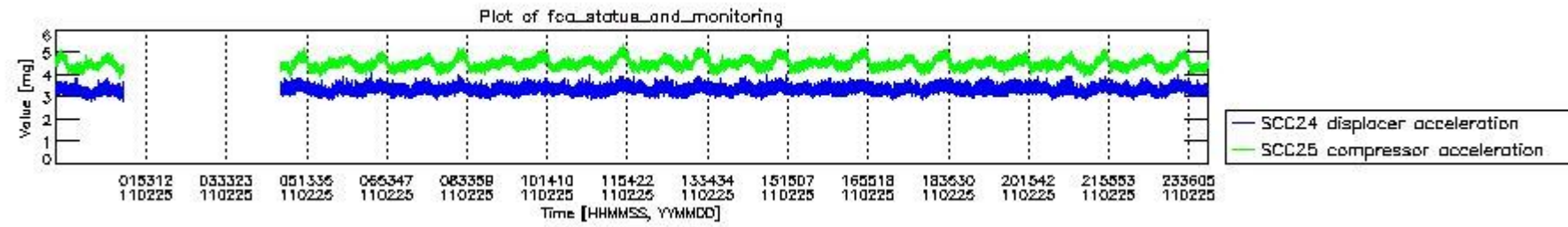
mipas_daily_report_level0_KSPT_L0_4504_N_20110225_7.PNG



mipas_daily_report_level0_KSPT_L0_4504_N_20110225_8.PNG



mipas_daily_report_level0_KSPT_L0_4504_N_20110225_9.PNG




mipas_daily_report_level0_KSPT_L0_4504_N_20110225_10.PNG

The following table shows channel statistics for all channels for this day.

Channel	Min	Max	ADC
A1	-32768	32767	16bit
B1	-32768	32767	16bit
C1	-24255	21622	16bit
D1	-32768	32767	16bit
A2	-32768	28244	16bit
B2	-32768	32767	16bit
C2	-22659	24965	16bit
D2	-32768	32767	16bit

MIPNLOP_MIPSOUPAC_aux_fields_igm_cal, channel statistics plot
Colour indicates value.



mipas_daily_report_level0_KSPT_L0_4504_N_20110225_11.PNG

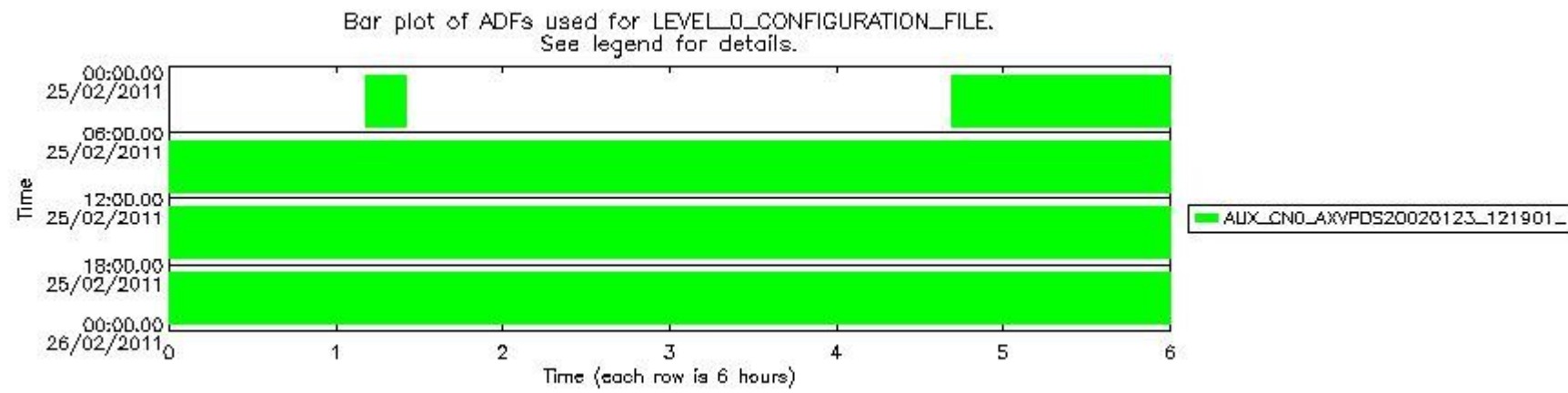
0.3 ADF monitoring

The use of ADFs is shown in two ways:

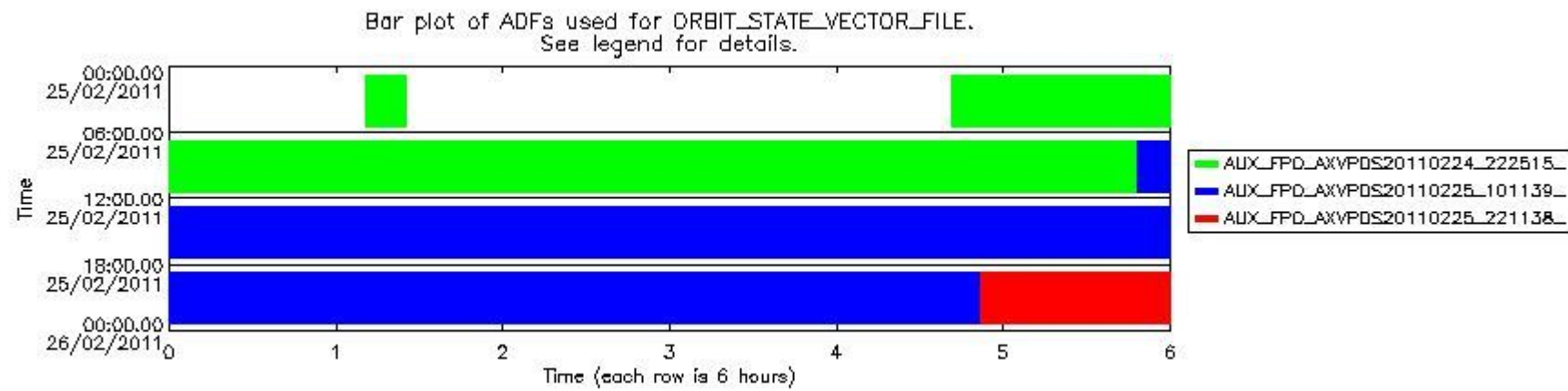
1. By means of two tables that can be used to find the ADF used for a specific product.
2. By means of plots that show changes in ADF using colours.

Number	ADF
0	AUX_CN0_AXVPDS20020123_121901_20020101_000000_20200101_000000
1	AUX_FPO_AXVPDS20110224_222515_20110223_191650_20110305_213040
2	AUX_FPO_AXVPDS20110225_101139_20110224_184006_20110306_205356
3	AUX_FPO_AXVPDS20110225_221138_20110225_194336_20110307_201712

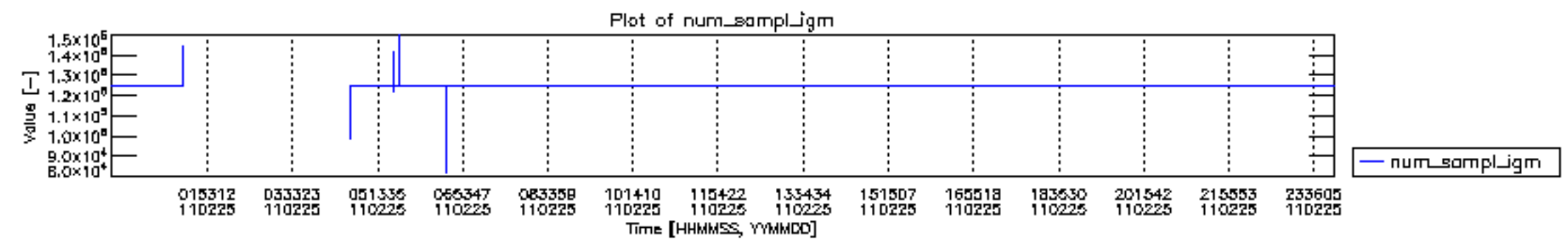
Number	Product name	#CNO	#FPO
0	MIP_NL__0PNPDE20110225_011021_000008723100_00002_46999_2982.N1	0	1
1	MIP_NL__0PNPDE20110225_044145_000036653100_00005_47002_2983.N1	0	1
2	MIP_NL__0PNPDE20110225_054216_000061203100_00005_47002_2985.N1	0	1
3	MIP_NL__0PNPDK20110225_072332_000039293100_00006_47003_4401.N1	0	1
4	MIP_NL__0PNPDK20110225_082807_000061563100_00007_47004_4402.N1	0	1
5	MIP_NL__0PNPDK20110225_100909_000060183100_00008_47005_4403.N1	0	1
6	MIP_NL__0PNPDK20110225_114800_000060563100_00009_47006_4404.N1	0	2
7	MIP_NL__0PNPDK20110225_132758_000058723100_00010_47007_4405.N1	0	2
8	MIP_NL__0PNPDK20110225_150410_000060313100_00011_47008_4406.N1	0	2
9	MIP_NL__0PNPDK20110225_164342_000059473100_00012_47009_4407.N1	0	2
10	MIP_NL__0PNPDK20110225_182206_000059873100_00013_47010_4408.N1	0	2
11	MIP_NL__0PNPDE20110225_200057_000039673100_00014_47011_2987.N1	0	2
12	MIP_NL__0PNPDE20110225_210611_000064203100_00014_47011_2988.N1	0	2
13	MIP_NL__0PNPDE20110225_225208_000061003100_00015_47012_2989.N1	0	3

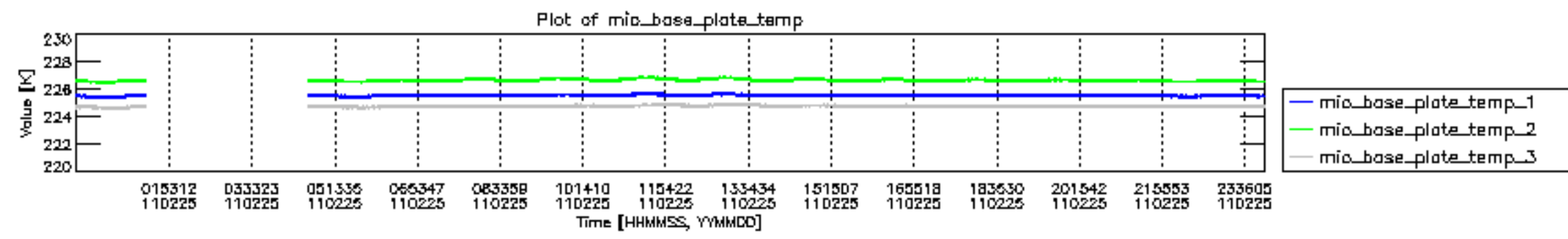


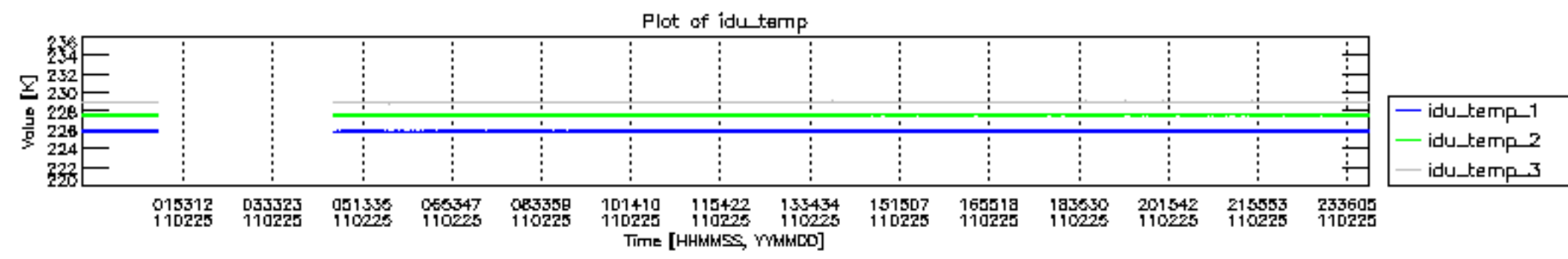
mipas_daily_report_level0_KSPT_L0_4504_N_20110225_12.PNG

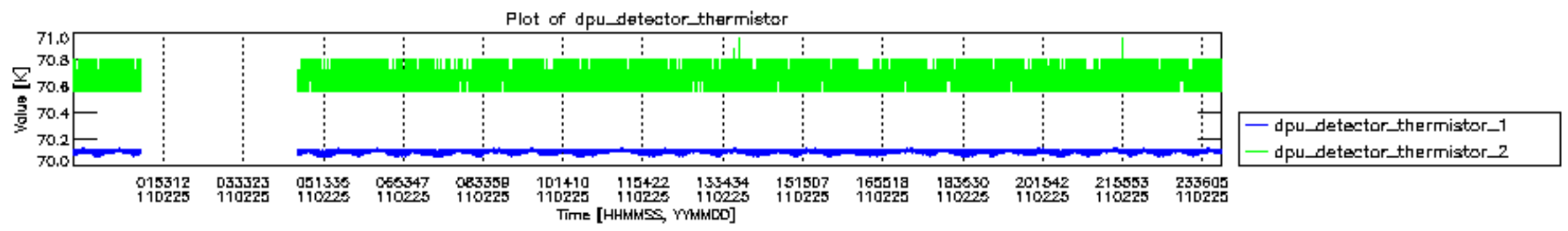


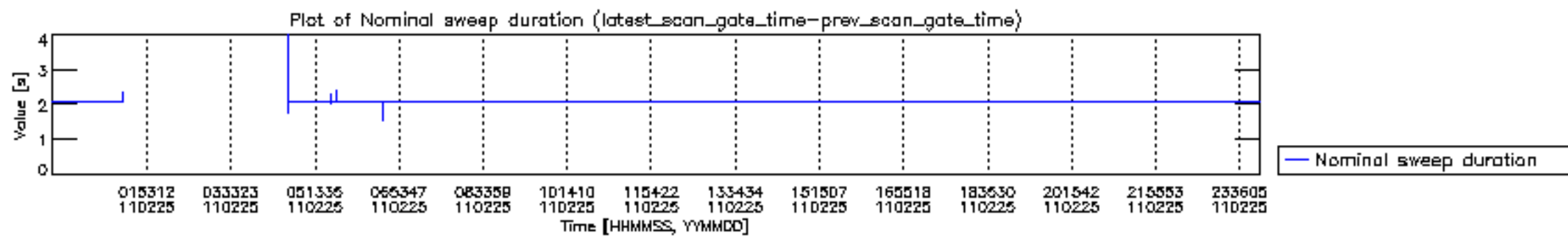
mipas_daily_report_level0_KSPT_L0_4504_N_20110225_13.PNG

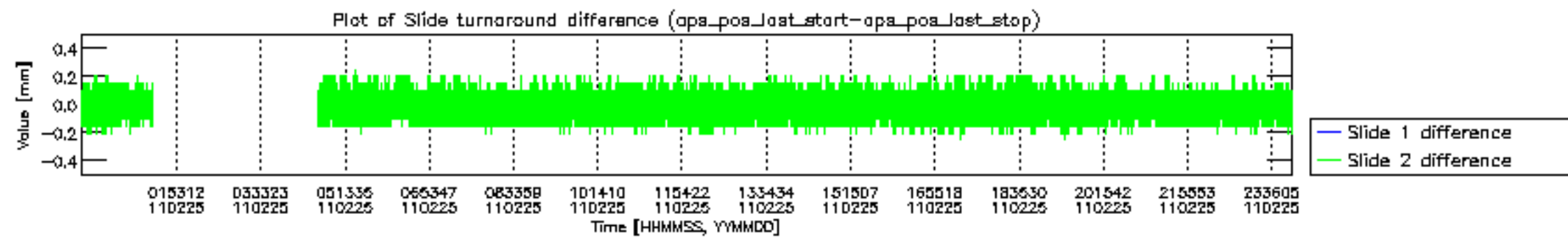


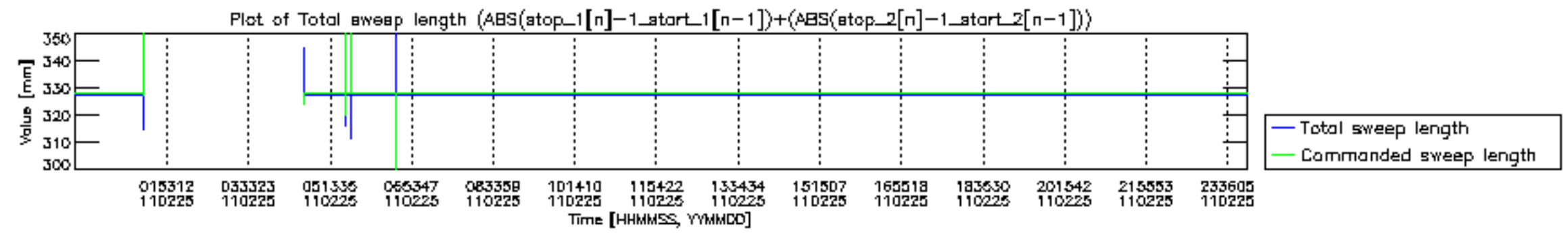


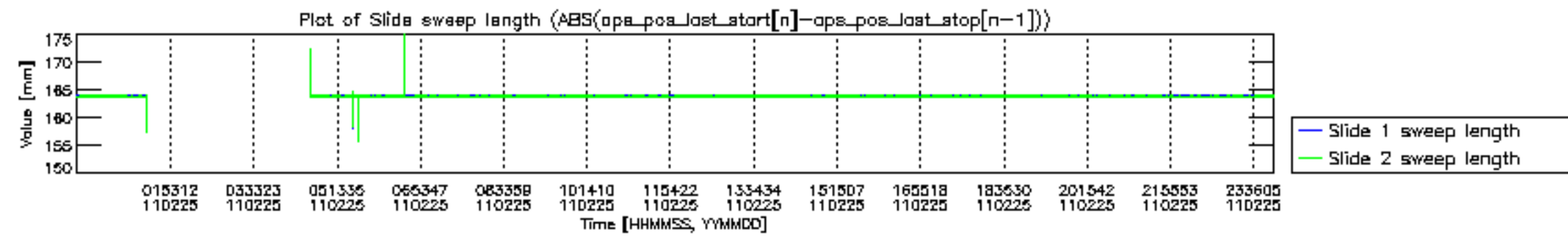


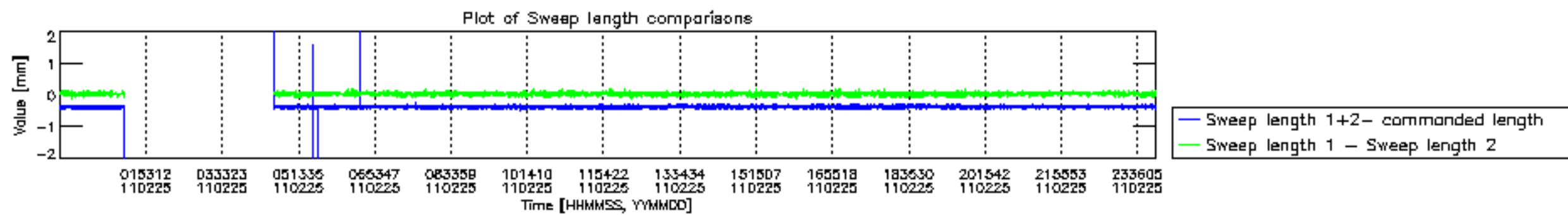


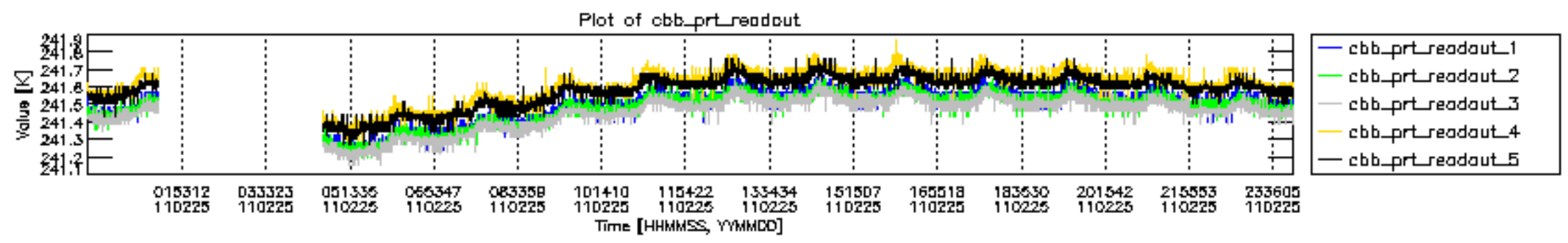


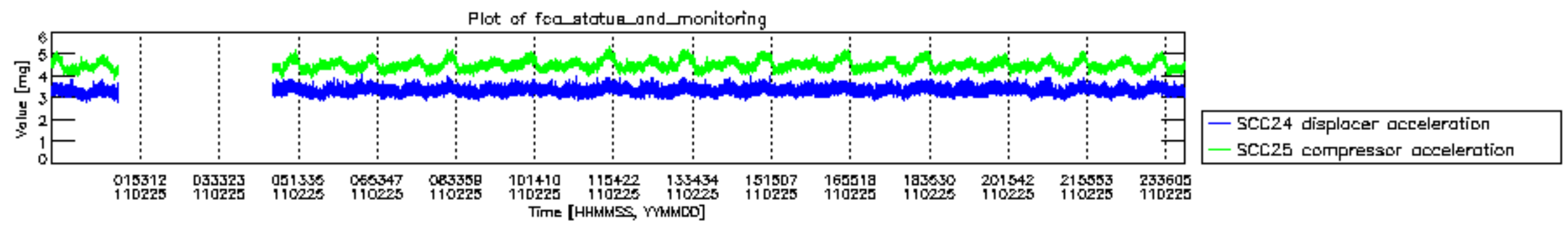












MIPNLOP_MIPSOUPAC_aux_fields_igm_cal, channel statistics plot
 Colour indicates value.

