

0. MIPAS Daily Report for level 0 products

[0.1 General Info](#)

[0.2 Instrument Operational Performance Parameters](#)

[0.3 ADF monitoring](#)

0.1 General Info

This report contains a daily analysis on parameters extracted from MIPAS level 0 data (The MIP_NL__0P product).

0.1.1 Report summary

The table below shows general characteristics of the data that are included into this report.

| Item | Value |
|--|--|
| Report version | v1.6 08-11-2010 |
| Time of report generation | 26FEB2011 05:23:31 |
| Data source version | KSPT_L0/4504-N |
| Processing scope for products | 21FEB2011 00:00:00 to 22FEB2011 00:00:00 |
| Start time of first product within scope | 21FEB2011 06:29:18 |
| Stop time of last product within scope | 22FEB2011 01:19:38 |
| Total number of level 0 products | 12 |
| Number of level 0 products with errors | 0 |

0.1.2 Product Quality Indicators per product

The following table shows a summary for each product used in this report.

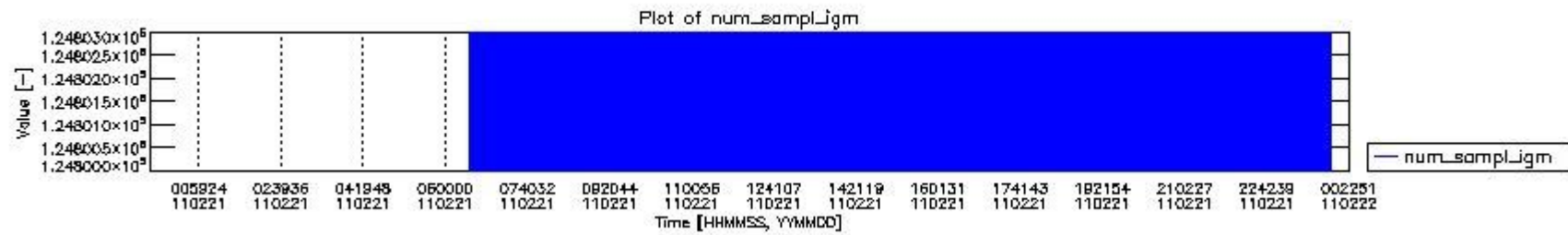
| # | Product name | Start time | Stop time | Prod err | ISP err sign | ISP miss sign | ISP disc sign | rs sign |
|----|--|--------------------|--------------------|----------|--------------|---------------|---------------|---------|
| 0 | MIP_NL__0PNPDK20110221_062918_000040403099_00379_46945_4366.N1 | 21FEB2011 06:29:18 | 21FEB2011 07:36:38 | 0 | 0 | 0 | 0 | 0 |
| 1 | MIP_NL__0PNPDK20110221_073541_000062063099_00380_46946_4367.N1 | 21FEB2011 07:35:41 | 21FEB2011 09:19:08 | 0 | 0 | 0 | 0 | 0 |
| 2 | MIP_NL__0PNPDK20110221_091751_000058583099_00381_46947_4368.N1 | 21FEB2011 09:17:51 | 21FEB2011 10:55:28 | 0 | 0 | 0 | 0 | 0 |
| 3 | MIP_NL__0PNPDK20110221_105411_000060643099_00382_46948_4369.N1 | 21FEB2011 10:54:11 | 21FEB2011 12:35:15 | 0 | 0 | 0 | 0 | 0 |
| 4 | MIP_NL__0PNPDK20110221_123400_000059983099_00383_46949_4370.N1 | 21FEB2011 12:34:00 | 21FEB2011 14:13:58 | 0 | 0 | 0 | 0 | 0 |
| 5 | MIP_NL__0PNPDK20110221_141259_000060123099_00384_46950_4371.N1 | 21FEB2011 14:12:59 | 21FEB2011 15:53:12 | 0 | 0 | 0 | 0 | 0 |
| 6 | MIP_NL__0PNPDK20110221_155213_000058243099_00385_46951_4372.N1 | 21FEB2011 15:52:13 | 21FEB2011 17:29:17 | 0 | 0 | 0 | 0 | 0 |
| 7 | MIP_NL__0PNPDK20110221_172817_000060023099_00386_46952_4373.N1 | 21FEB2011 17:28:17 | 21FEB2011 19:08:18 | 0 | 0 | 0 | 0 | 0 |
| 8 | MIP_NL__0PNPDK20110221_190732_000059773099_00387_46953_4374.N1 | 21FEB2011 19:07:32 | 21FEB2011 20:47:09 | 0 | 0 | 0 | 0 | 0 |
| 9 | MIP_NL__0PNPDE20110221_204522_000044103099_00388_46954_2962.N1 | 21FEB2011 20:45:22 | 21FEB2011 21:58:52 | 0 | 0 | 0 | 0 | 0 |
| 10 | MIP_NL__0PNPDE20110221_215743_000061063099_00388_46954_2963.N1 | 21FEB2011 21:57:43 | 21FEB2011 23:39:30 | 0 | 0 | 0 | 0 | 0 |
| 11 | MIP_NL__0PNPDE20110221_233823_000060753099_00389_46955_2964.N1 | 21FEB2011 23:38:23 | 22FEB2011 01:19:38 | 0 | 0 | 0 | 0 | 0 |

0.2 Instrument Operational Performance Parameters

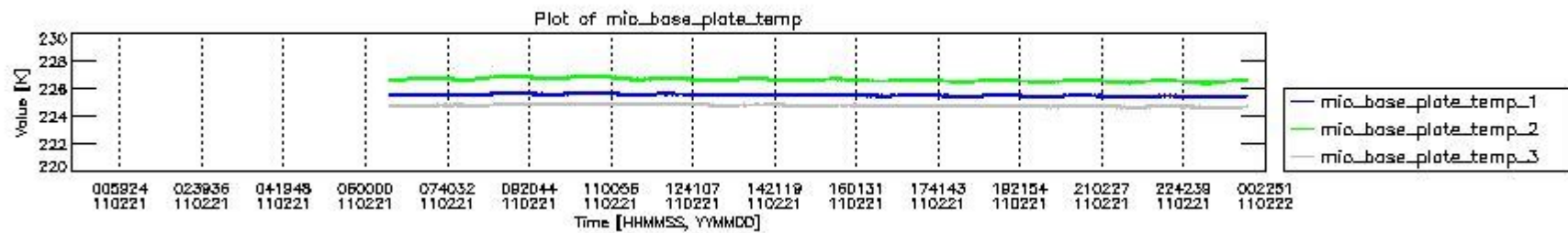
The following plots give an overview of various instrument parameters for this day. The instrument parameters are part of the auxiliary data field within the source packets of the MIP_NL__0P product. The auxiliary data is normally included twice per interferogram. Note that only the first packet is currently included in monitoring.

The following table shows the counts of various interferogram number of samples

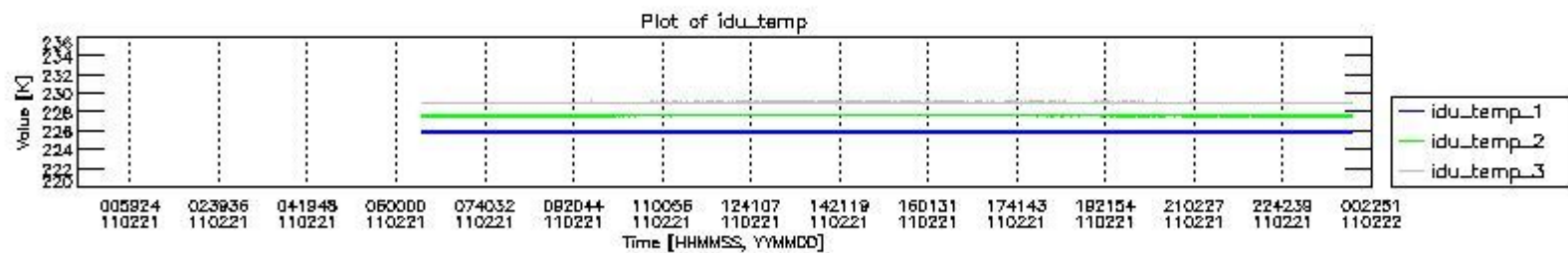
| Number of igm samples | Count [#] | Count [%] |
|-----------------------|-----------|-----------|
| 124800 | 28196 | 92.838563 |
| 124803 | 2175 | 7.1614369 |



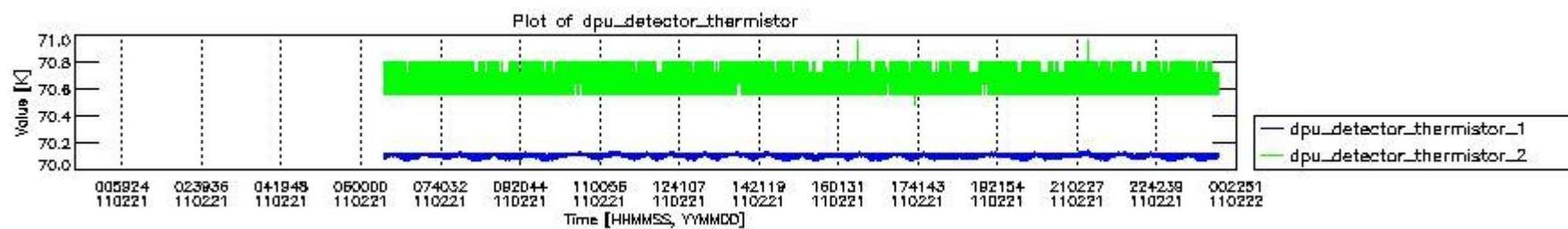
mipas_daily_report_level0_KSPT_L0_4504_N_20110221_0.PNG



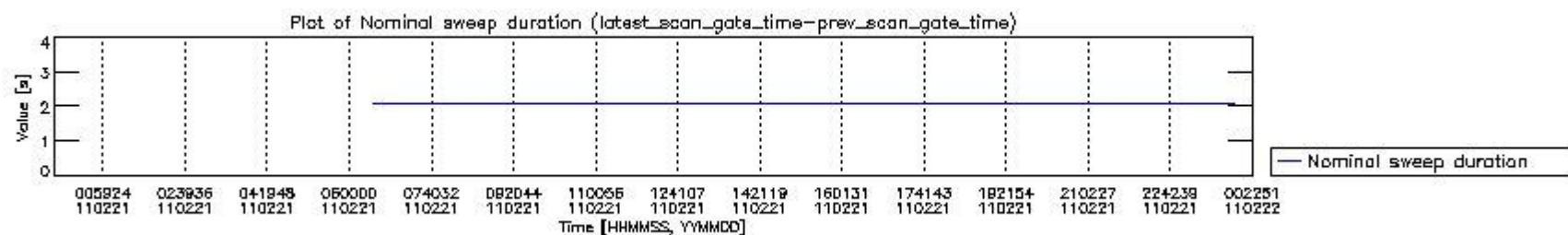
mipas_daily_report_level0_KSPT_L0_4504_N_20110221_1.PNG



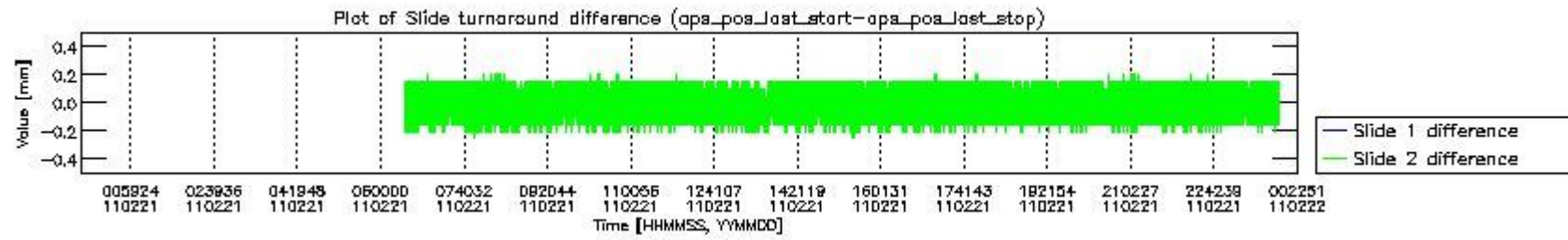
mipas_daily_report_level0_KSPT_L0_4504_N_20110221_2.PNG



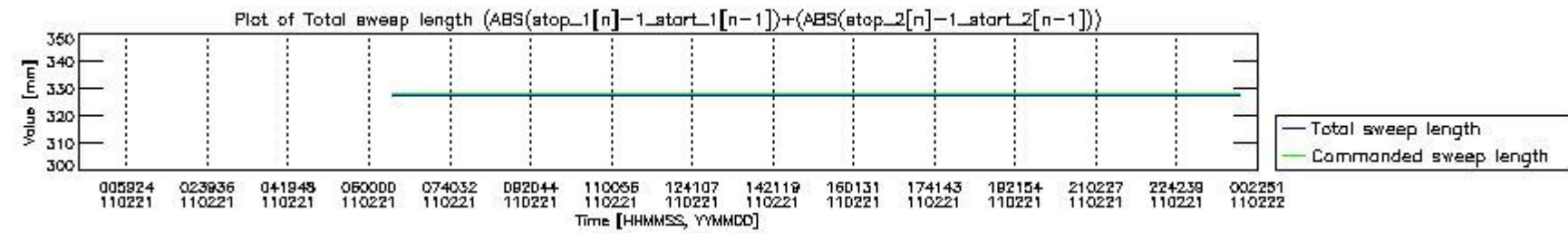
mipas_daily_report_level0_KSPT_L0_4504_N_20110221_3.PNG



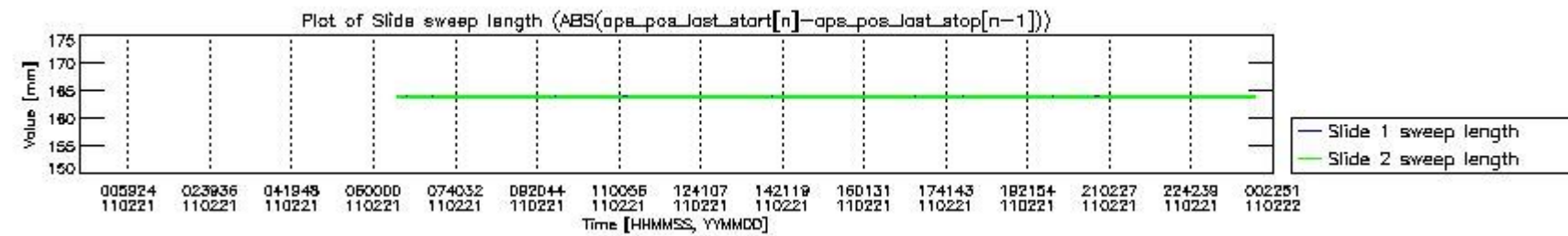
mipas_daily_report_level0_KSPT_L0_4504_N_20110221_4.PNG



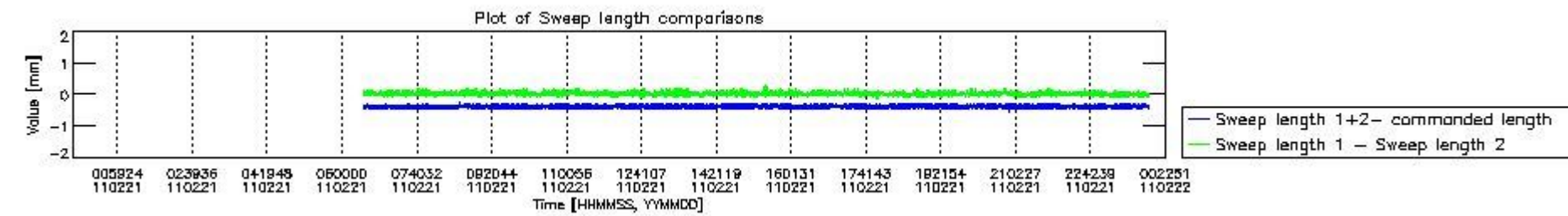
mipas_daily_report_level0_KSPT_L0_4504_N_20110221_5.PNG



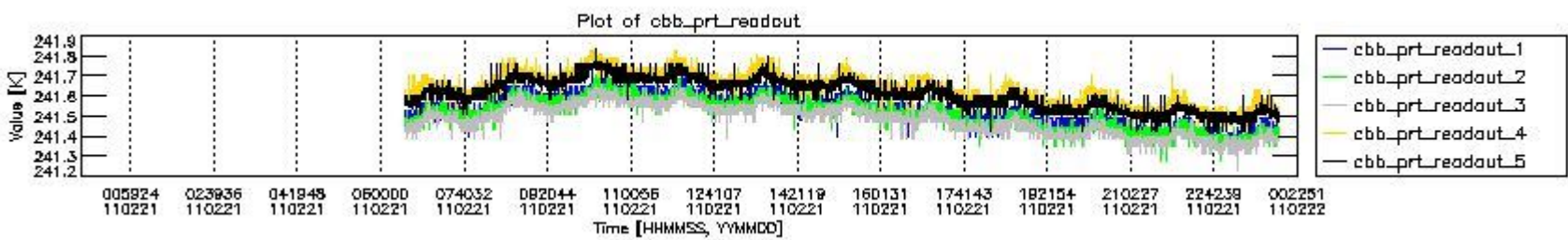
mipas_daily_report_level0_KSPT_L0_4504_N_20110221_6.PNG



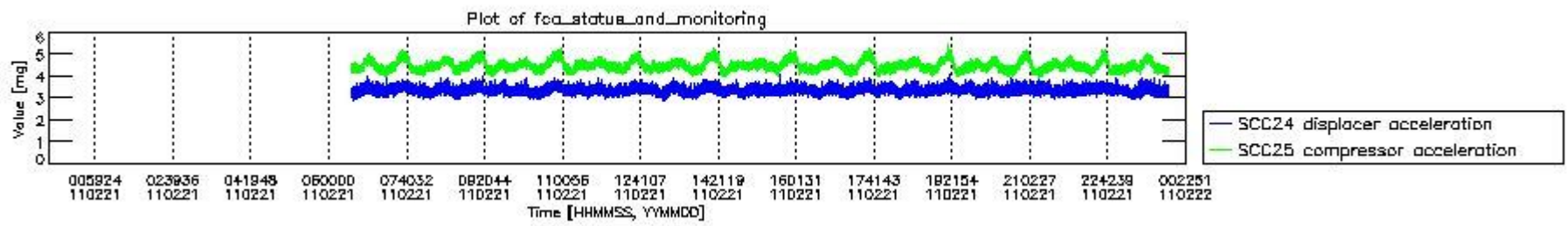
mipas_daily_report_level0_KSPT_L0_4504_N_20110221_7.PNG



mipas_daily_report_level0_KSPT_L0_4504_N_20110221_8.PNG



mipas_daily_report_level0_KSPT_L0_4504_N_20110221_9.PNG

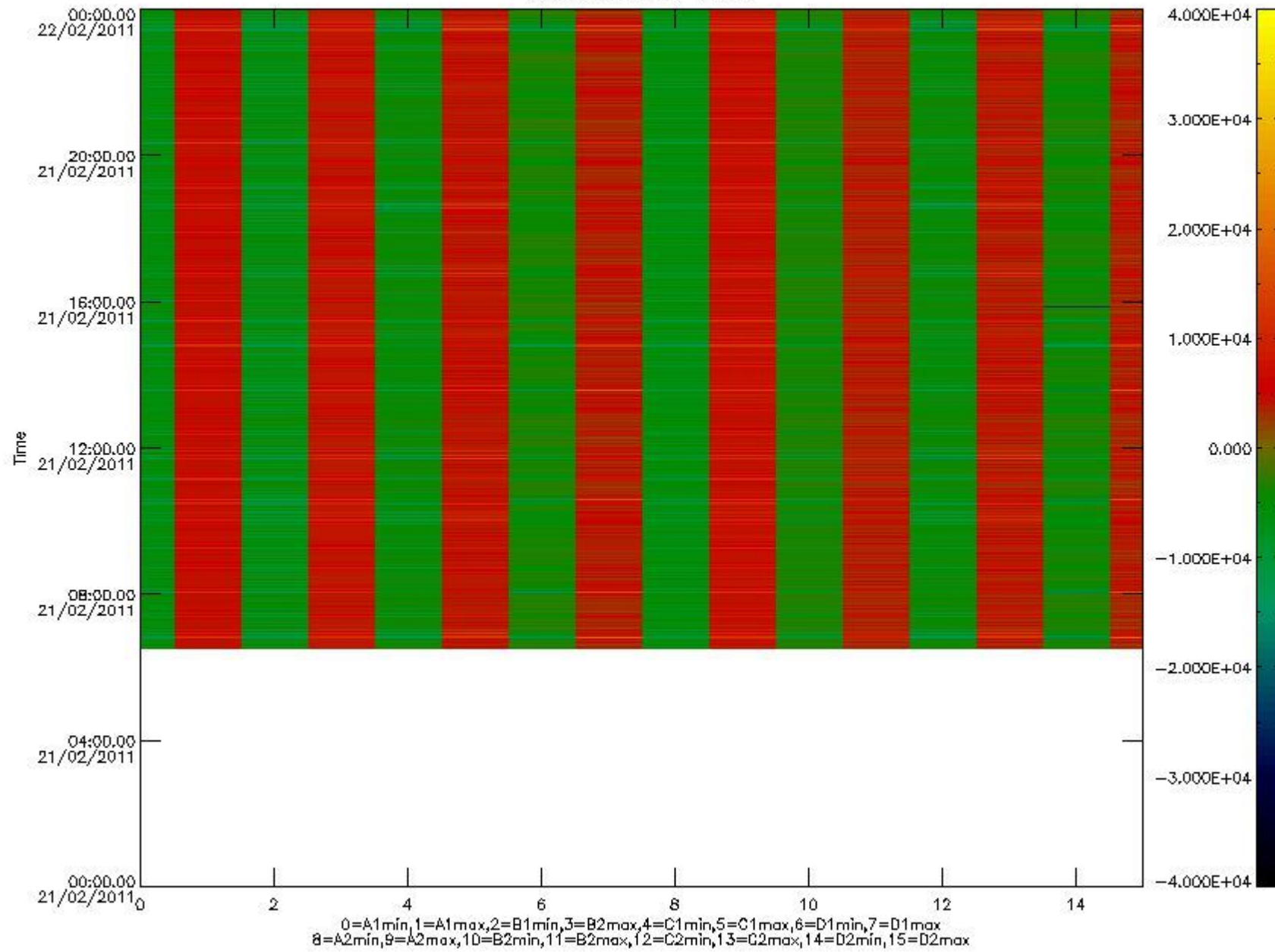


mipas_daily_report_level0_KSPT_L0_4504_N_20110221_10.PNG

The following table shows channel statistics for all channels for this day.

| Channel | Min | Max | ADC |
|---------|--------|-------|-------|
| A1 | -16489 | 17014 | 16bit |
| B1 | -15783 | 14116 | 16bit |
| C1 | -21123 | 16285 | 16bit |
| D1 | -32768 | 32767 | 16bit |
| A2 | -14161 | 16979 | 16bit |
| B2 | -12224 | 12236 | 16bit |
| C2 | -17077 | 24545 | 16bit |
| D2 | -32768 | 32767 | 16bit |

MIPNLOP_MIPSOUPAC_aux_fields_igm_cal, channel statistics plot
Colour indicates value.



mipas_daily_report_level0_KSPT_L0_4504_N_20110221_11.PNG

0.3 ADF monitoring

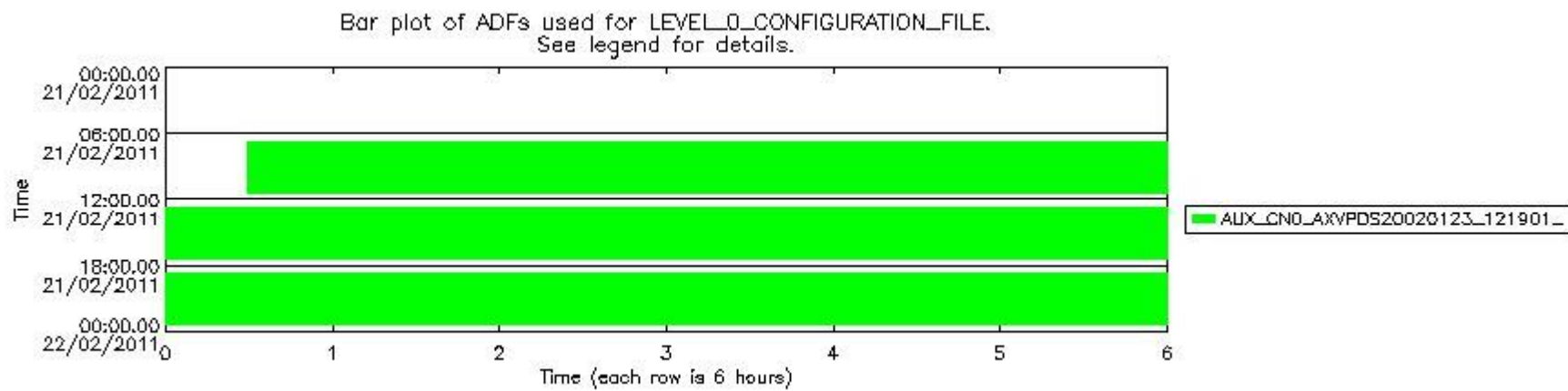
The use of ADFs is shown in two ways:

1. By means of two tables that can be used to find the ADF used for a specific product.
2. By means of plots that show changes in ADF using colours.

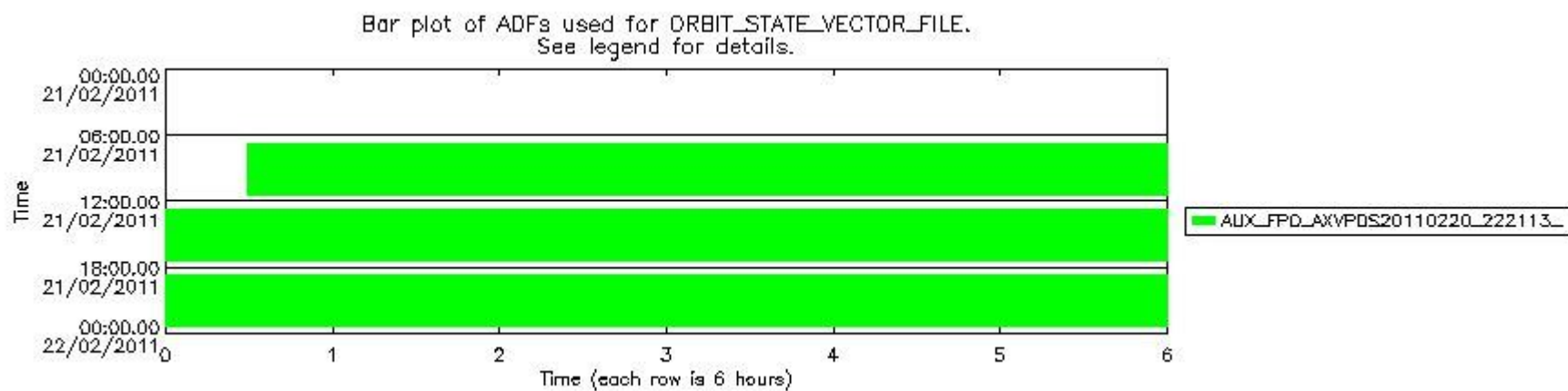
| Number | ADF |
|--------|---|
| 0 | AUX_CN0_AXVPDS20020123_121901_20020101_000000_20200101_000000 |
| 1 | AUX_FPO_AXVPDS20110220_222113_20110220_192648_20110302_200024 |

| Number | Product name | #CN0 | #FPO |
|--------|---|------|------|
| 0 | MIP_NL_0PNPDK20110221_062918_000040403099_00379_46945_4366.N1 | 0 | 1 |

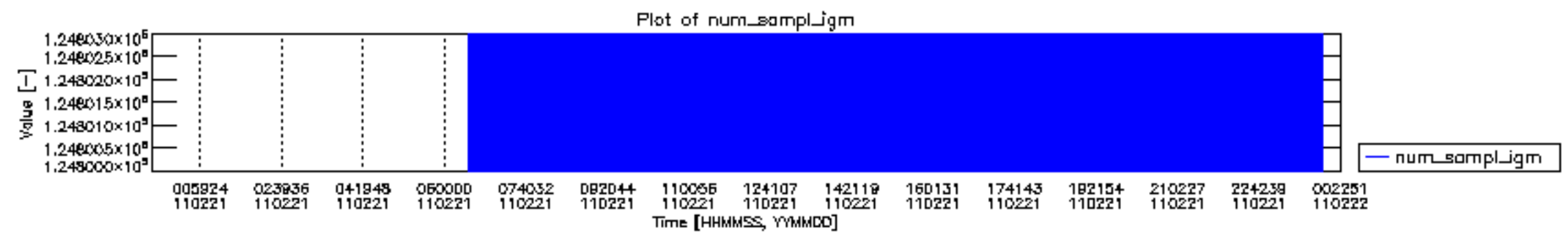
| | | | |
|----|--|---|---|
| 1 | MIP_NL__0PNPDK20110221_073541_000062063099_00380_46946_4367.N1 | 0 | 1 |
| 2 | MIP_NL__0PNPDK20110221_091751_000058583099_00381_46947_4368.N1 | 0 | 1 |
| 3 | MIP_NL__0PNPDK20110221_105411_000060643099_00382_46948_4369.N1 | 0 | 1 |
| 4 | MIP_NL__0PNPDK20110221_123400_000059983099_00383_46949_4370.N1 | 0 | 1 |
| 5 | MIP_NL__0PNPDK20110221_141259_000060123099_00384_46950_4371.N1 | 0 | 1 |
| 6 | MIP_NL__0PNPDK20110221_155213_000058243099_00385_46951_4372.N1 | 0 | 1 |
| 7 | MIP_NL__0PNPDK20110221_172817_000060023099_00386_46952_4373.N1 | 0 | 1 |
| 8 | MIP_NL__0PNPDK20110221_190732_000059773099_00387_46953_4374.N1 | 0 | 1 |
| 9 | MIP_NL__0PNPDE20110221_204522_000044103099_00388_46954_2962.N1 | 0 | 1 |
| 10 | MIP_NL__0PNPDE20110221_215743_000061063099_00388_46954_2963.N1 | 0 | 1 |
| 11 | MIP_NL__0PNPDE20110221_233823_000060753099_00389_46955_2964.N1 | 0 | 1 |

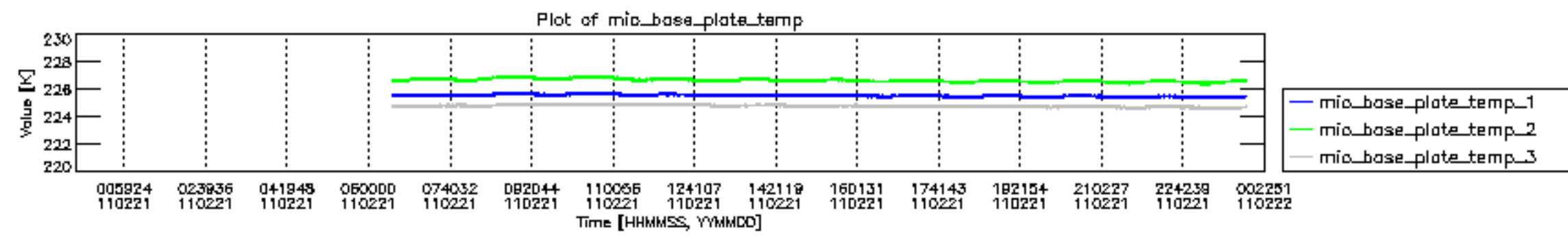


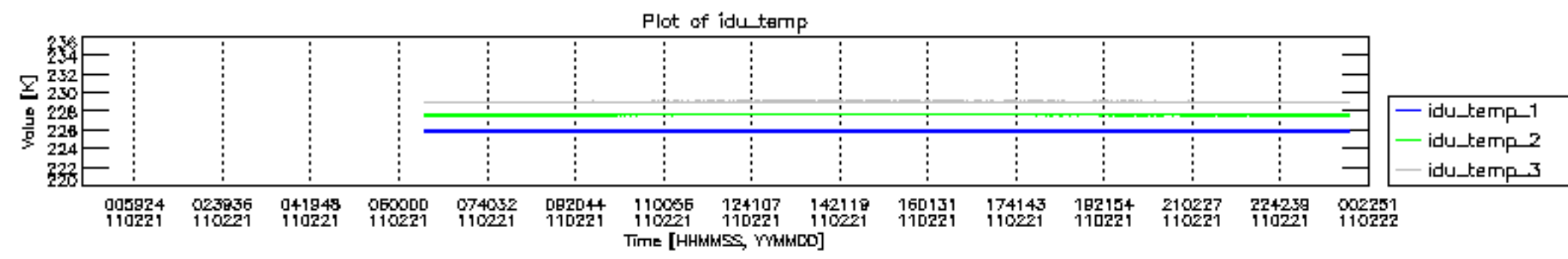
mipas_daily_report_level0_KSPT_L0_4504_N_20110221_12.PNG

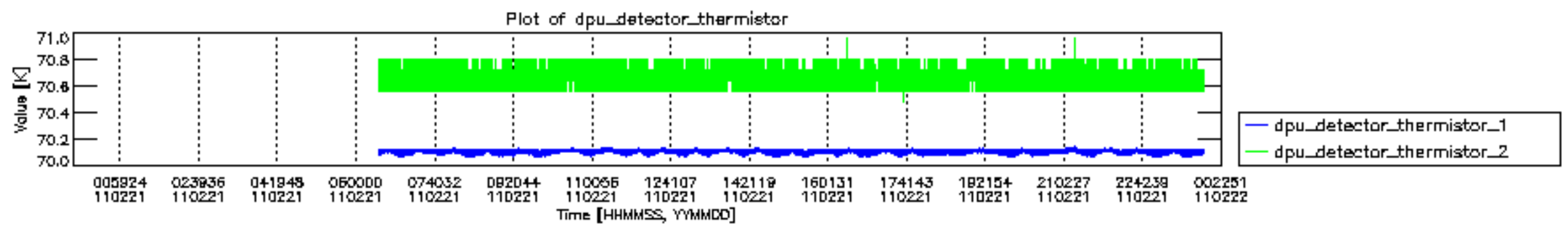


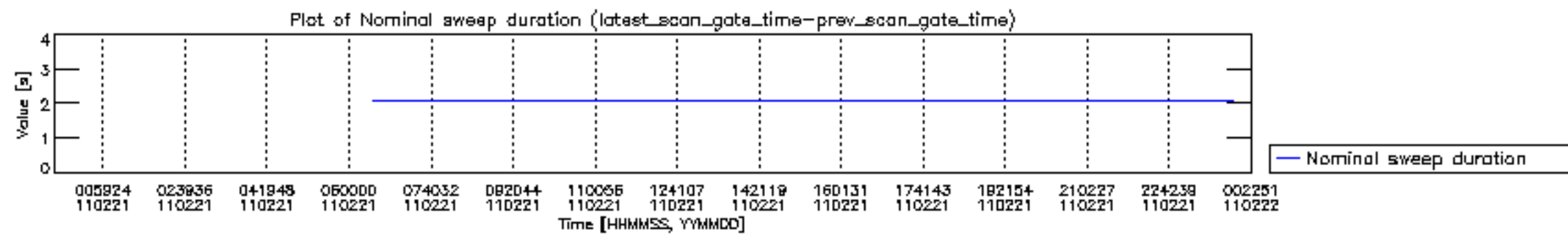
mipas_daily_report_level0_KSPT_L0_4504_N_20110221_13.PNG

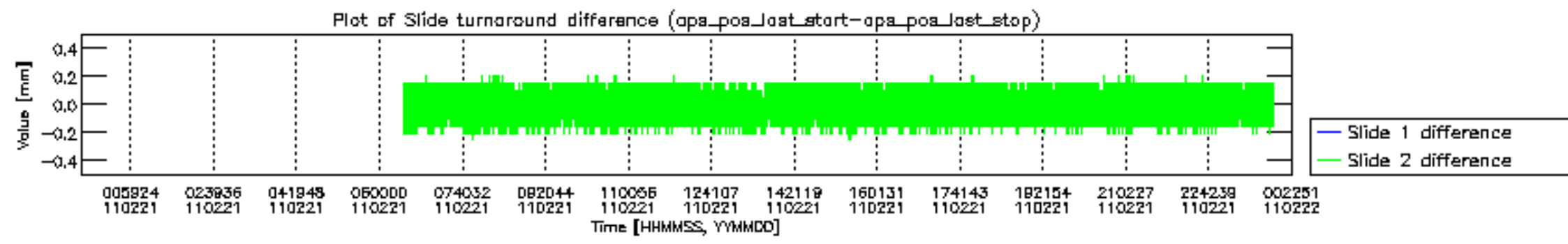


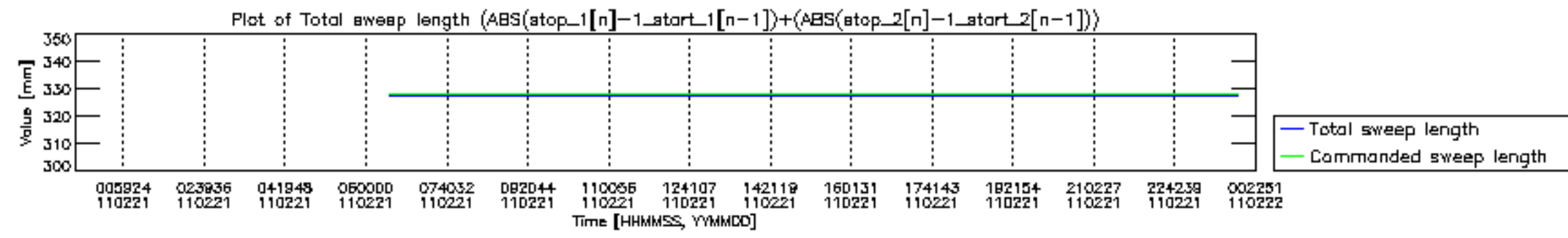


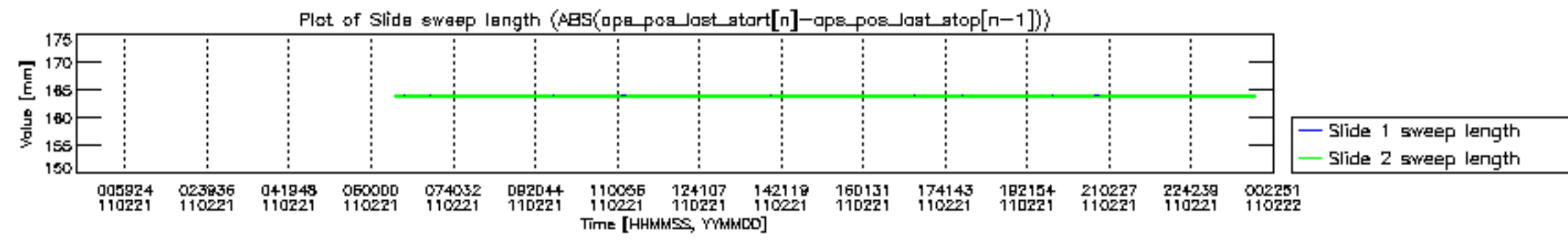


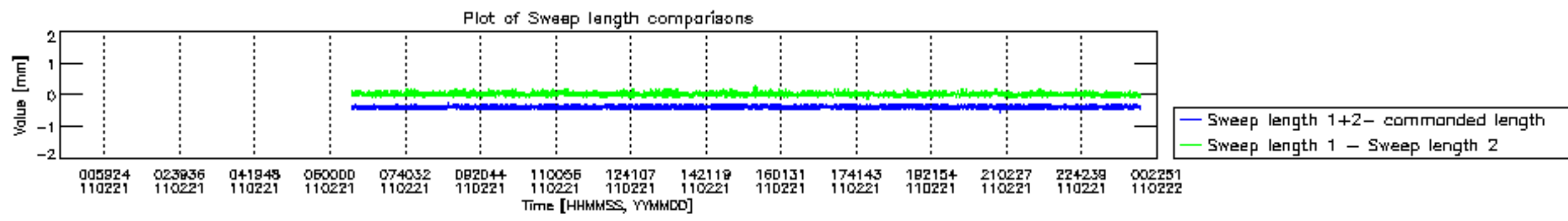


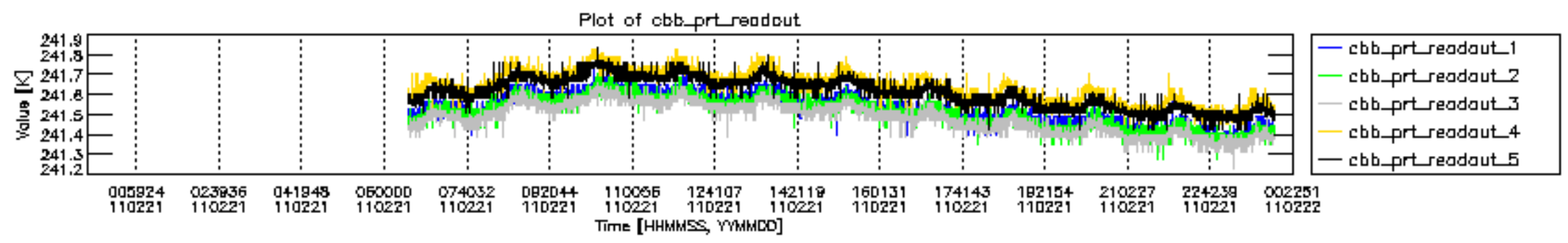


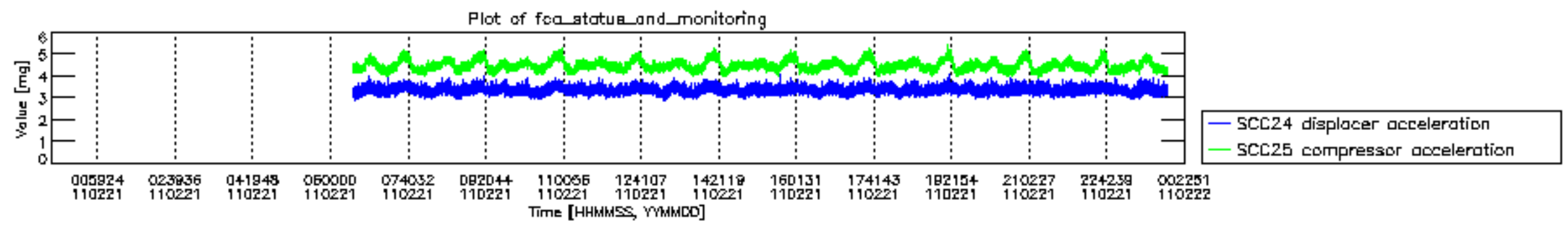












MIPNLOP_MIPSOUPAC_aux_fields_igm_cal, channel statistics plot
 Colour indicates value.

