

0. MIPAS Daily Report for level 0 products

[0.1 General Info](#)

[0.2 Instrument Operational Performance Parameters](#)

[0.3 ADF monitoring](#)

0.1 General Info

This report contains a daily analysis on parameters extracted from MIPAS level 0 data (The MIP_NL__0P product).

0.1.1 Report summary

The table below shows general characteristics of the data that are included into this report.

Item	Value
Report version	v1.6 08-11-2010
Time of report generation	20FEB2011 05:23:33
Data source version	KSPT_L0/4504-N
Processing scope for products	15FEB2011 00:00:00 to 16FEB2011 00:00:00
Start time of first product within scope	15FEB2011 00:34:51
Stop time of last product within scope	16FEB2011 01:37:47
Total number of level 0 products	15
Number of level 0 products with errors	0

0.1.2 Product Quality Indicators per product

The following table shows a summary for each product used in this report.

#	Product name	Start time	Stop time	Prod err	ISP err sign	ISP miss sign	ISP disc sign	rs sign
0	MIP_NL__0PNPDE20110215_003451_000009543099_00289_46855_2924.N1	15FEB2011 00:34:51	15FEB2011 00:50:45	0	0	0	0	0
1	MIP_NL__0PNPDE20110215_040805_000036493099_00292_46858_2925.N1	15FEB2011 04:08:05	15FEB2011 05:08:54	0	0	0	0	0
2	MIP_NL__0PNPDE20110215_050818_000060723099_00292_46858_2926.N1	15FEB2011 05:08:18	15FEB2011 06:49:30	0	0	0	0	0
3	MIP_NL__0PNPDK20110215_064856_000040153099_00293_46859_4306.N1	15FEB2011 06:48:56	15FEB2011 07:55:52	0	0	0	0	0
4	MIP_NL__0PNPDK20110215_075453_000061103099_00294_46860_4307.N1	15FEB2011 07:54:53	15FEB2011 09:36:44	0	0	0	0	0
5	MIP_NL__0PNPDK20110215_093505_000059933099_00295_46861_4308.N1	15FEB2011 09:35:05	15FEB2011 11:14:59	0	0	0	0	0
6	MIP_NL__0PNPDK20110215_111356_000061363099_00296_46862_4309.N1	15FEB2011 11:13:56	15FEB2011 12:56:12	0	0	0	0	0
7	MIP_NL__0PNPDK20110215_125438_000059273099_00297_46863_4310.N1	15FEB2011 12:54:38	15FEB2011 14:33:24	0	0	0	0	0
8	MIP_NL__0PNPDK20110215_143226_000059463099_00298_46864_4311.N1	15FEB2011 14:32:26	15FEB2011 16:11:31	0	0	0	0	0
9	MIP_NL__0PNPDK20110215_161035_000059543099_00299_46865_4312.N1	15FEB2011 16:10:35	15FEB2011 17:49:49	0	0	0	0	0
10	MIP_NL__0PNPDK20110215_174844_000058583099_00300_46866_4313.N1	15FEB2011 17:48:44	15FEB2011 19:26:22	0	0	0	0	0
11	MIP_NL__0PNPDK20110215_192443_000062273099_00301_46867_4314.N1	15FEB2011 19:24:43	15FEB2011 21:08:31	0	0	0	0	0
12	MIP_NL__0PNPDE20110215_210743_000042033099_00302_46868_2927.N1	15FEB2011 21:07:43	15FEB2011 22:17:46	0	0	0	0	0
13	MIP_NL__0PNPDE20110215_221643_000061943099_00302_46868_2928.N1	15FEB2011 22:16:43	15FEB2011 23:59:57	0	0	0	0	0
14	MIP_NL__0PNPDE20110215_235850_000059373099_00303_46869_2929.N1	15FEB2011 23:58:50	16FEB2011 01:37:47	0	0	0	0	0


0.2 Instrument Operational Performance Parameters

The following plots give an overview of various instrument parameters for this day. The instrument parameters are part of the auxiliary data field within the source packets of the MIP_NL__0P product. The auxiliary data is normally included twice per interferogram. Note that only the first packet is currently included in monitoring.

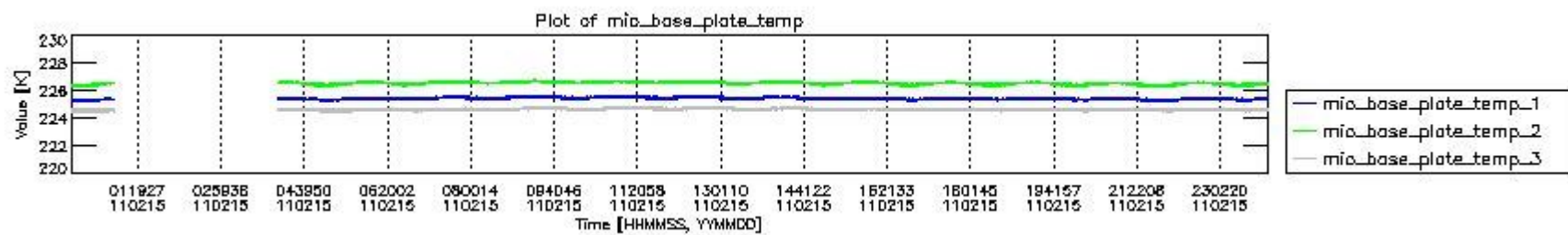
The following table shows the counts of various interferogram number of samples

Number of igm samples	Count [#]	Count [%]
82744	1	0.0027793991
84974	1	0.0027793991
93706	1	0.0027793991

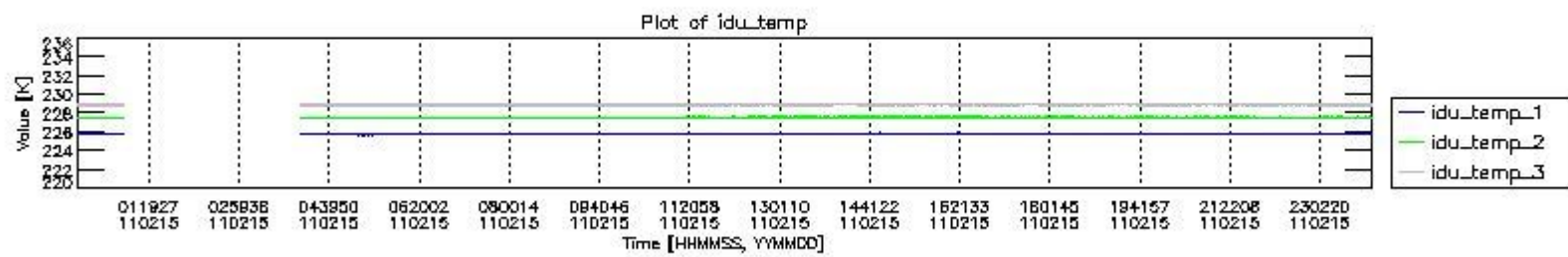
94821	1	0.0027793991
98773	1	0.0027793991
106418	1	0.0027793991
108168	1	0.0027793991
113838	1	0.0027793991
114953	1	0.0027793991
123250	1	0.0027793991
124025	1	0.0027793991
124800	33412	92.865283
124803	2552	7.0930265
126550	1	0.0027793991
127308	1	0.0027793991
147440	1	0.0027793991
149948	1	0.0027793991



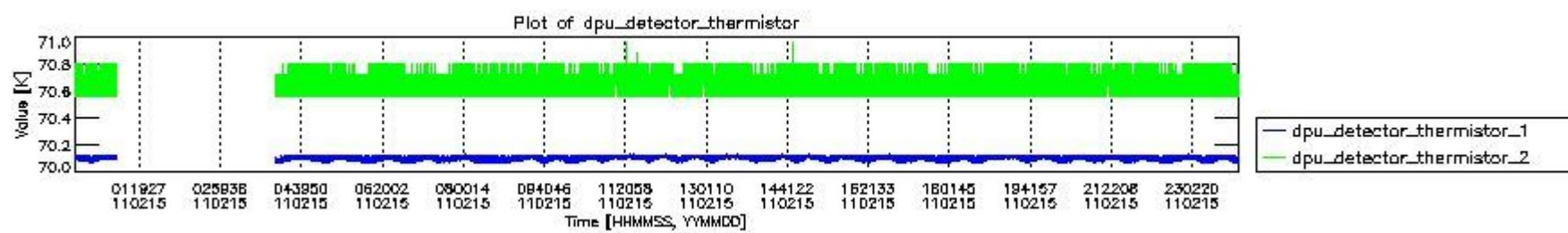
mipas_daily_report_level0_KSPT_L0_4504_N_20110215_0.PNG



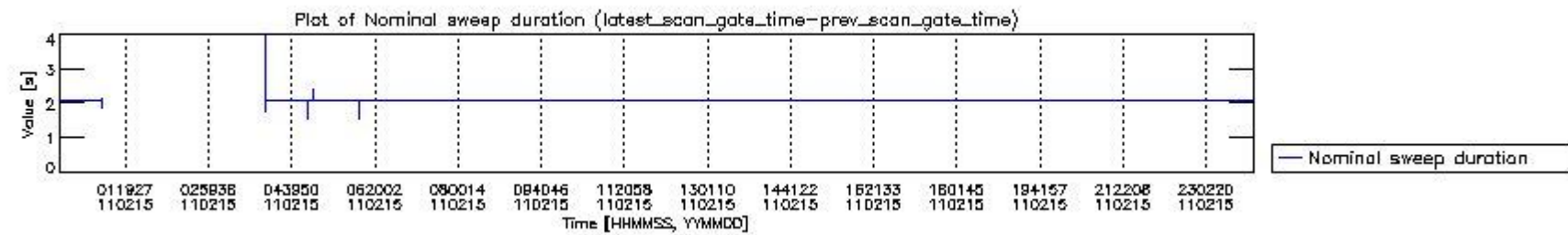
mipas_daily_report_level0_KSPT_L0_4504_N_20110215_1.PNG



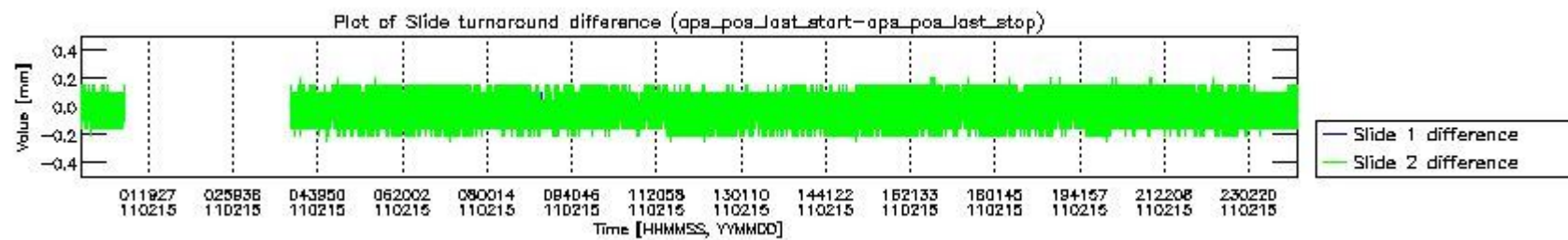
mipas_daily_report_level0_KSPT_L0_4504_N_20110215_2.PNG



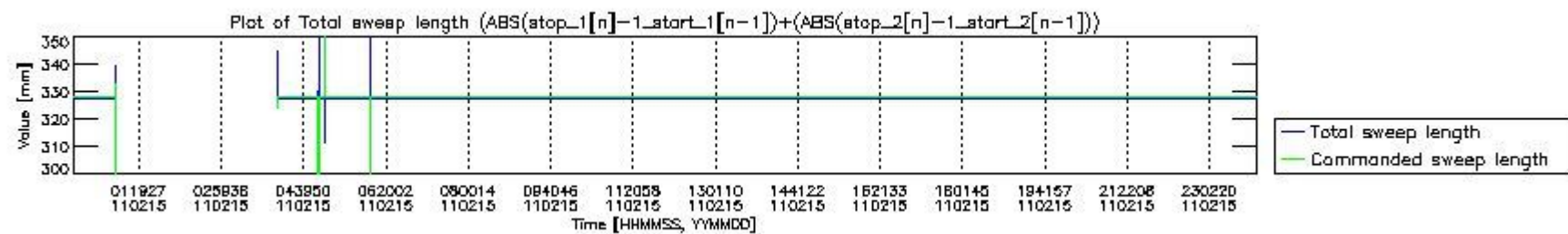
mipas_daily_report_level0_KSPT_L0_4504_N_20110215_3.PNG



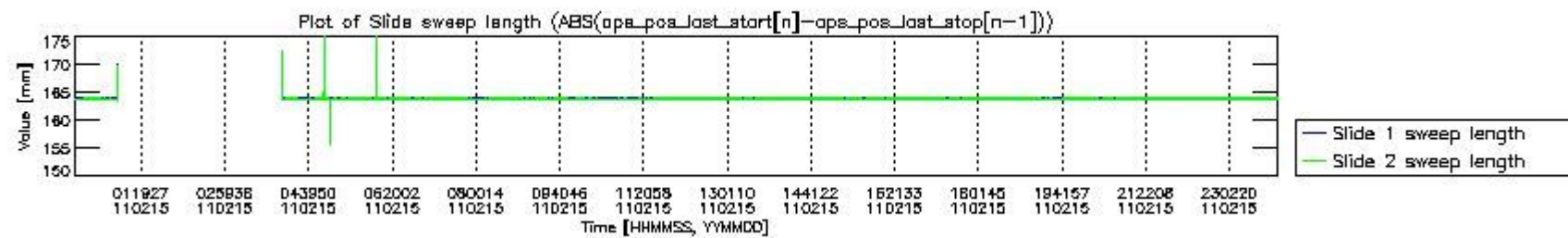
mipas_daily_report_level0_KSPT_L0_4504_N_20110215_4.PNG



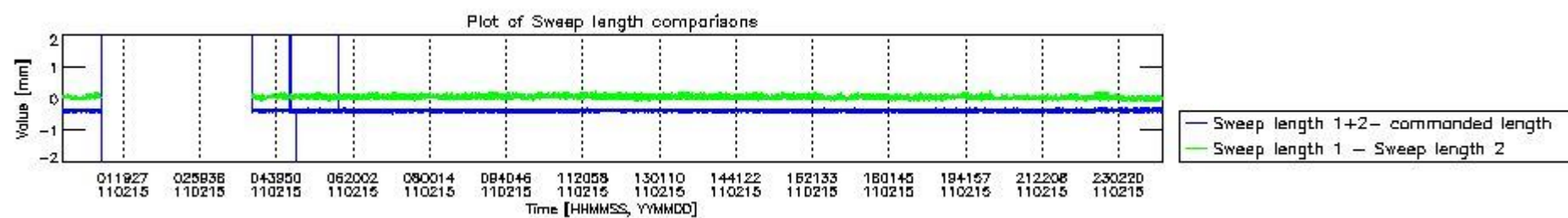
mipas_daily_report_level0_KSPT_L0_4504_N_20110215_5.PNG



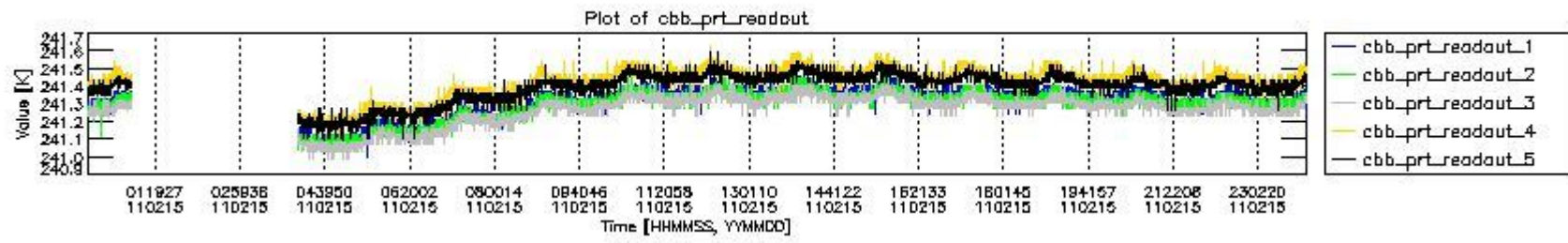
mipas_daily_report_level0_KSPT_L0_4504_N_20110215_6.PNG



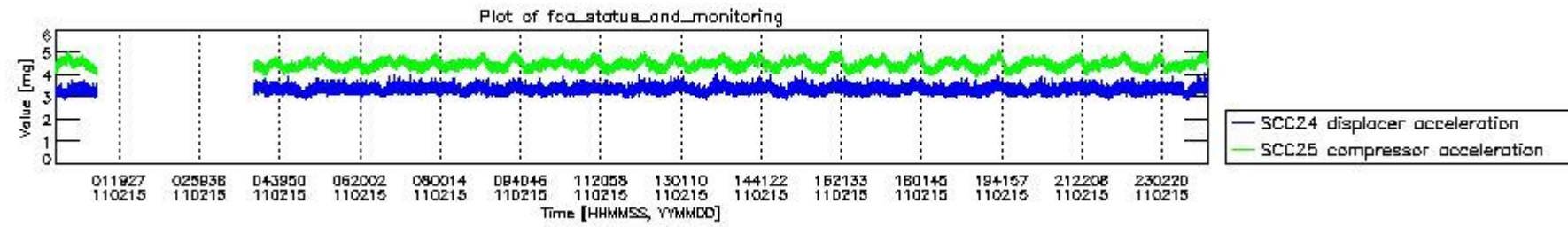
mipas_daily_report_level0_KSPT_L0_4504_N_20110215_7.PNG



mipas_daily_report_level0_KSPT_L0_4504_N_20110215_8.PNG



mipas_daily_report_level0_KSPT_L0_4504_N_20110215_9.PNG




mipas_daily_report_level0_KSPT_L0_4504_N_20110215_10.PNG

The following table shows channel statistics for all channels for this day.

Channel	Min	Max	ADC
A1	-32768	32767	16bit
B1	-32768	32767	16bit
C1	-24861	21501	16bit
D1	-32768	32767	16bit
A2	-32768	28239	16bit
B2	-32768	32767	16bit
C2	-22551	22407	16bit
D2	-32768	32767	16bit

MIPNLOP_MIPSOUPAC_aux_fields_1gm_cal, channel statistics plot
Colour indicates value.



mipas_daily_report_level0_KSPT_L0_4504_N_20110215_11.PNG

0.3 ADF monitoring

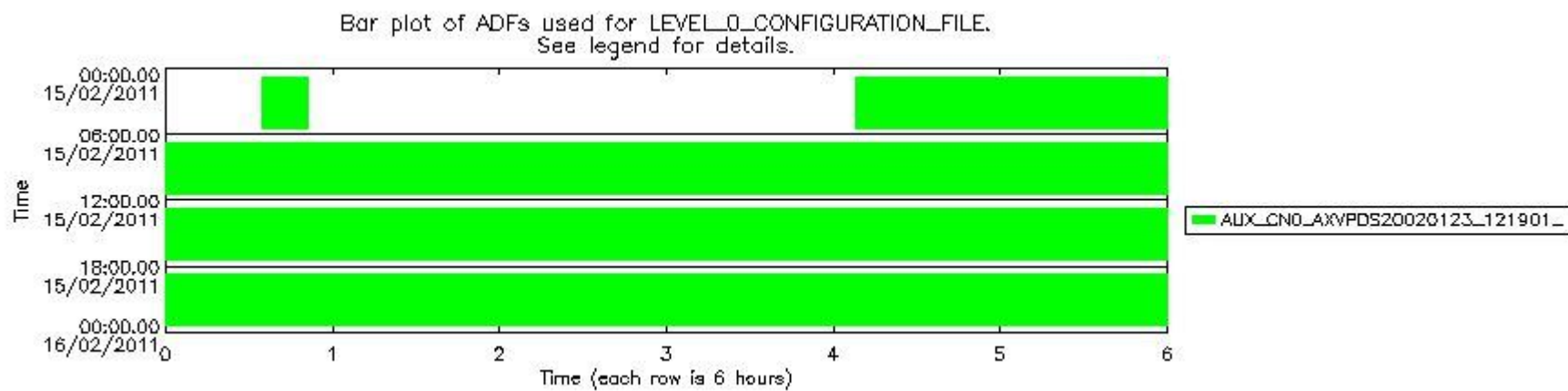
The use of ADFs is shown in two ways:

1. By means of two tables that can be used to find the ADF used for a specific product.
2. By means of plots that show changes in ADF using colours.

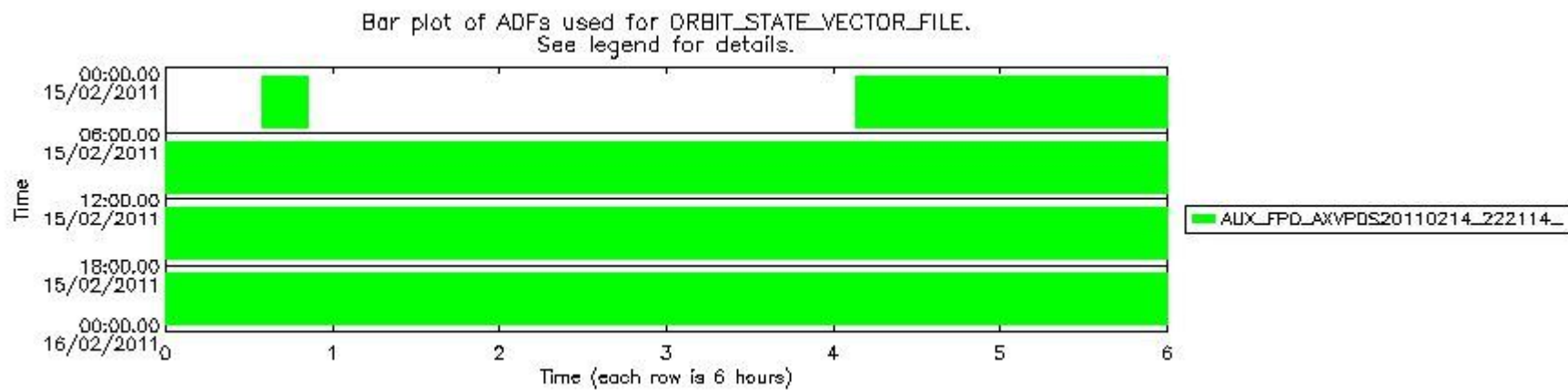
Number	ADF
0	AUX_CN0_AXVPDS20020123_121901_20020101_000000_20200101_000000
1	AUX_FPO_AXVPDS20110214_222114_20110213_184313_20110223_205703

Number	Product name	#CN0	#FPO
0	MIP_NL_0PNPDE20110215_003451_000009543099_00289_46855_2924.N1	0	1

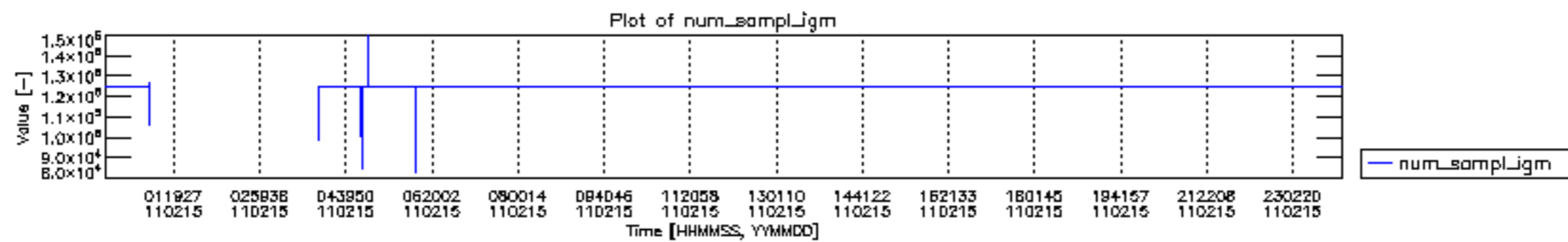
1	MIP_NL__0PNPDE20110215_040805_000036493099_00292_46858_2925.N1	0	1
2	MIP_NL__0PNPDE20110215_050818_000060723099_00292_46858_2926.N1	0	1
3	MIP_NL__0PNPDK20110215_064856_000040153099_00293_46859_4306.N1	0	1
4	MIP_NL__0PNPDK20110215_075453_000061103099_00294_46860_4307.N1	0	1
5	MIP_NL__0PNPDK20110215_093505_000059933099_00295_46861_4308.N1	0	1
6	MIP_NL__0PNPDK20110215_111356_000061363099_00296_46862_4309.N1	0	1
7	MIP_NL__0PNPDK20110215_125438_000059273099_00297_46863_4310.N1	0	1
8	MIP_NL__0PNPDK20110215_143226_000059463099_00298_46864_4311.N1	0	1
9	MIP_NL__0PNPDK20110215_161035_000059543099_00299_46865_4312.N1	0	1
10	MIP_NL__0PNPDK20110215_174844_000058583099_00300_46866_4313.N1	0	1
11	MIP_NL__0PNPDK20110215_192443_000062273099_00301_46867_4314.N1	0	1
12	MIP_NL__0PNPDE20110215_210743_000042033099_00302_46868_2927.N1	0	1
13	MIP_NL__0PNPDE20110215_221643_000061943099_00302_46868_2928.N1	0	1
14	MIP_NL__0PNPDE20110215_235850_000059373099_00303_46869_2929.N1	0	1

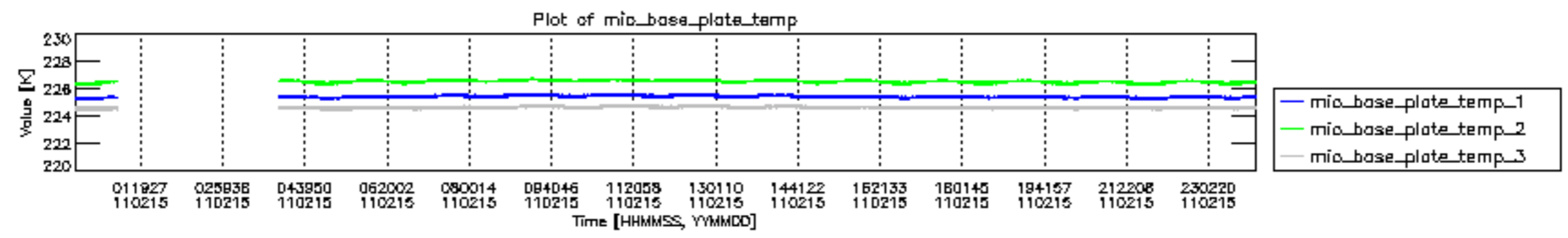


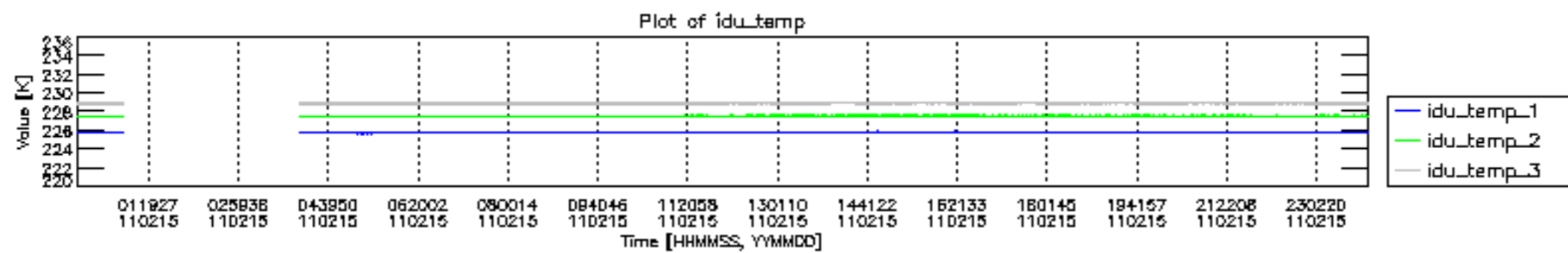
mipas_daily_report_level0_KSPT_L0_4504_N_20110215_12.PNG

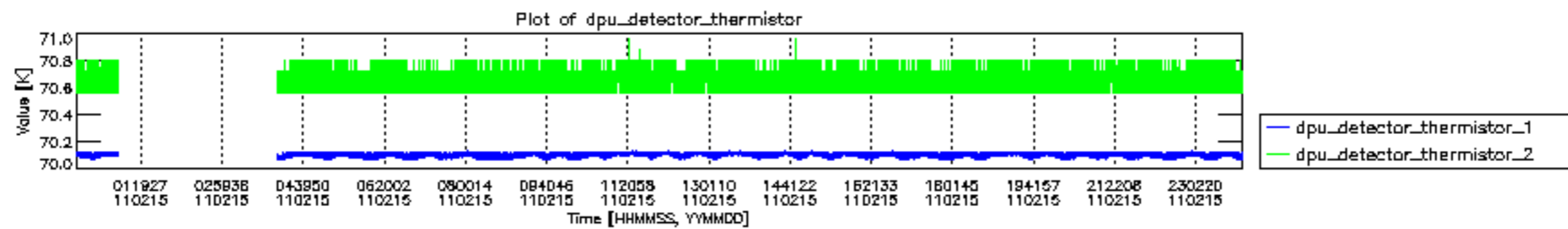


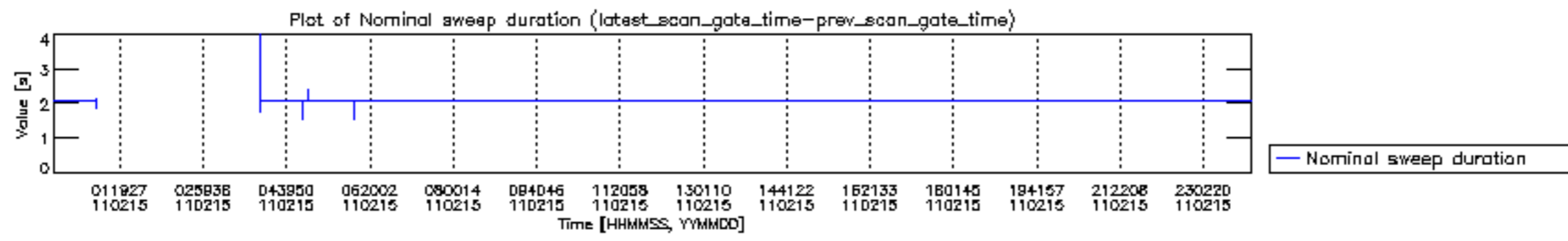
mipas_daily_report_level0_KSPT_L0_4504_N_20110215_13.PNG

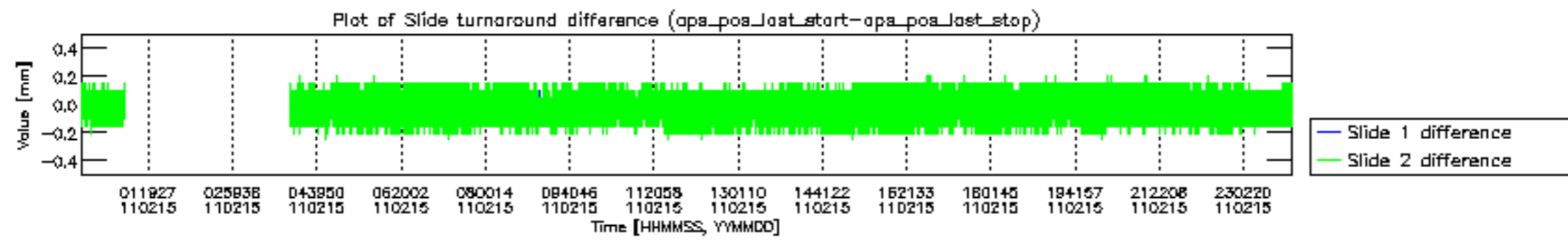


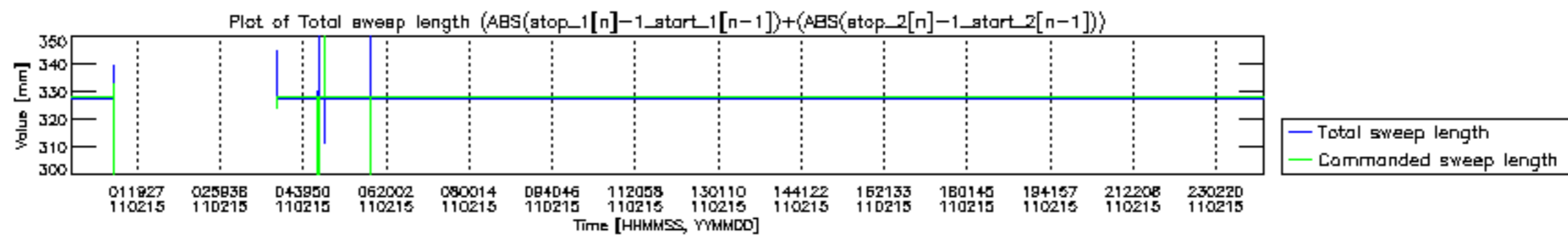


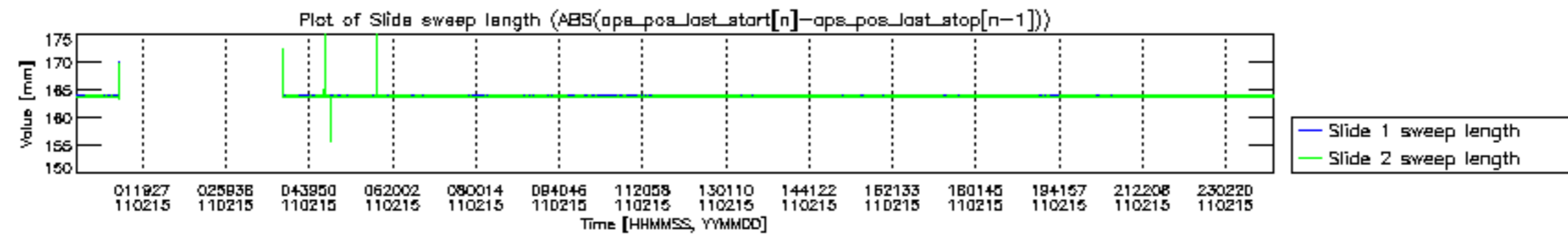


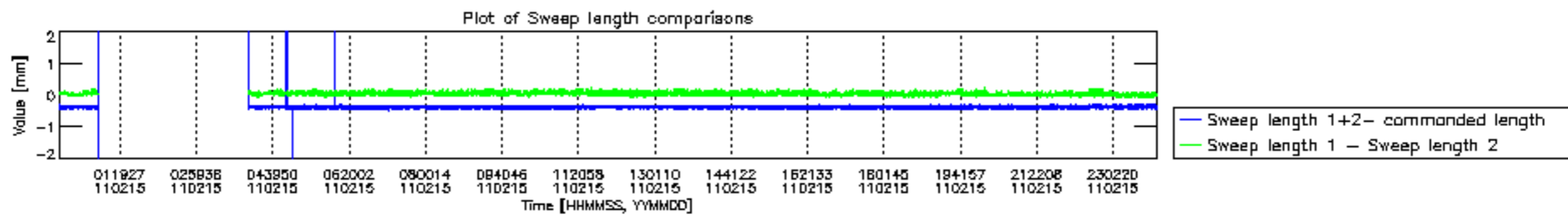


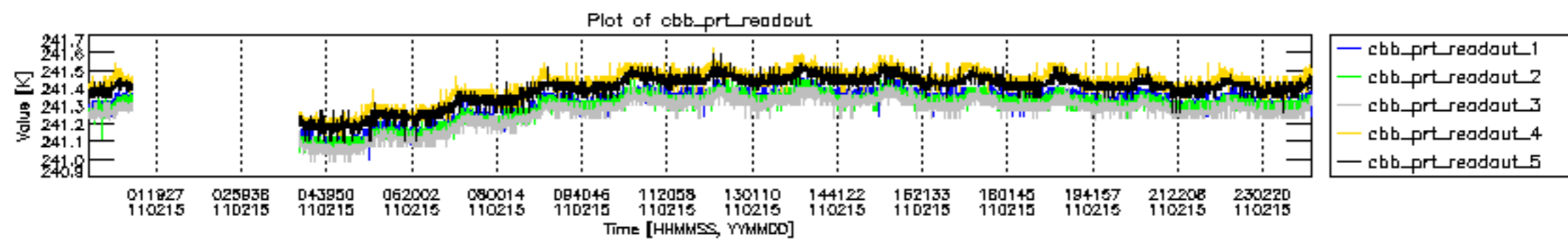


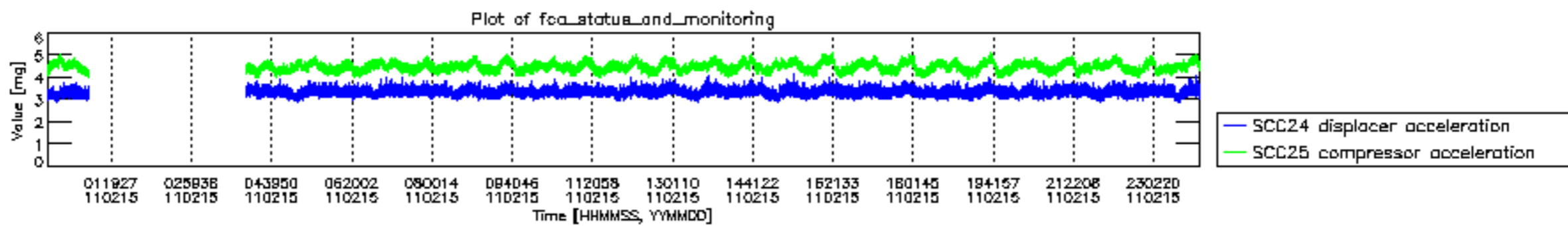












MIPNLOP_MIPSOUPAC_aux_fields_igm_cal, channel statistics plot
 Colour indicates value.

