

0. MIPAS Daily Report for level 0 products

[0.1 General Info](#)

[0.2 Instrument Operational Performance Parameters](#)

[0.3 ADF monitoring](#)

0.1 General Info

This report contains a daily analysis on parameters extracted from MIPAS level 0 data (The MIP_NL__0P product).

0.1.1 Report summary

The table below shows general characteristics of the data that are included into this report.

Item	Value
Report version	v1.6 08-11-2010
Time of report generation	13FEB2011 05:26:17
Data source version	KSPT_L0/4504-N
Processing scope for products	09FEB2011 00:00:00 to 10FEB2011 00:00:00
Start time of first product within scope	09FEB2011 00:56:44
Stop time of last product within scope	10FEB2011 00:19:16
Total number of level 0 products	15
Number of level 0 products with errors	1

0.1.2 Product Quality Indicators per product

The following table shows a summary for each product used in this report.

#	Product name	Start time	Stop time	Prod err	ISP err sign	ISP miss sign	ISP disc sign	rs sign
0	MIP_NL__0PNPDE20110209_005644_000102103099_00203_46769_2882.N1	09FEB2011 00:56:44	09FEB2011 03:46:54	0	0	0	0	0
1	MIP_NL__0PNPDE20110209_011504_000091103099_00204_46770_2884.N1	09FEB2011 01:15:04	09FEB2011 03:46:54	0	0	0	0	0
2	MIP_NL__0PNPDE20110209_034620_000062073099_00205_46771_2885.N1	09FEB2011 03:46:20	09FEB2011 05:29:48	0	0	0	0	0
3	MIP_NL__0PNPDE20110209_052914_000060113099_00206_46772_2886.N1	09FEB2011 05:29:14	09FEB2011 07:09:25	0	0	0	0	0
4	MIP_NL__0PNPDK20110209_070852_000040033099_00207_46773_4253.N1	09FEB2011 07:08:52	09FEB2011 08:15:34	0	0	0	0	0
5	MIP_NL__0PNPDK20110209_081436_000061403099_00208_46774_4254.N1	09FEB2011 08:14:36	09FEB2011 09:56:55	1	1	0	0	0
6	MIP_NL__0PNPDK20110209_095519_000060813099_00209_46775_4255.N1	09FEB2011 09:55:19	09FEB2011 11:36:40	0	0	0	0	0
7	MIP_NL__0PNPDK20110209_113502_000060543099_00210_46776_4256.N1	09FEB2011 11:35:02	09FEB2011 13:15:56	0	0	0	0	0
8	MIP_NL__0PNPDK20110209_131418_000059813099_00211_46777_4257.N1	09FEB2011 13:14:18	09FEB2011 14:53:59	0	0	0	0	0
9	MIP_NL__0PNPDK20110209_145258_000059033099_00212_46778_4258.N1	09FEB2011 14:52:58	09FEB2011 16:31:22	0	0	0	0	0
10	MIP_NL__0PNPDK20110209_163023_000058973099_00213_46779_4259.N1	09FEB2011 16:30:23	09FEB2011 18:08:40	0	0	0	0	0
11	MIP_NL__0PNPDK20110209_180752_000059703099_00214_46780_4260.N1	09FEB2011 18:07:52	09FEB2011 19:47:23	0	0	0	0	0
12	MIP_NL__0PNPDE20110209_194538_000040613099_00215_46781_2887.N1	09FEB2011 19:45:38	09FEB2011 20:53:19	0	0	0	0	0
13	MIP_NL__0PNPDE20110209_205227_000064973099_00215_46781_2888.N1	09FEB2011 20:52:27	09FEB2011 22:40:44	0	0	0	0	0
14	MIP_NL__0PNPDE20110209_223839_000060373099_00216_46782_2889.N1	09FEB2011 22:38:39	10FEB2011 00:19:16	0	0	0	0	0

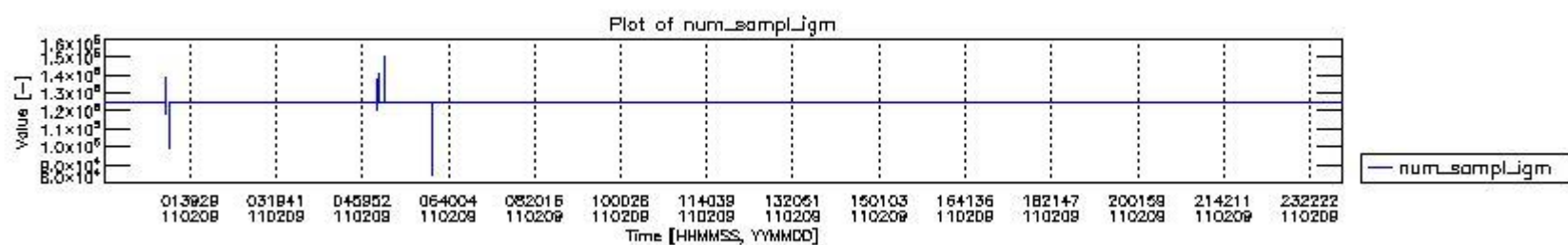
0.2 Instrument Operational Performance Parameters

The following plots give an overview of various instrument parameters for this day. The instrument parameters are part of the auxiliary data field within the source packets of the MIP_NL__0P product. The auxiliary data is normally included twice per interferogram. Note that only the first packet is currently included in monitoring.

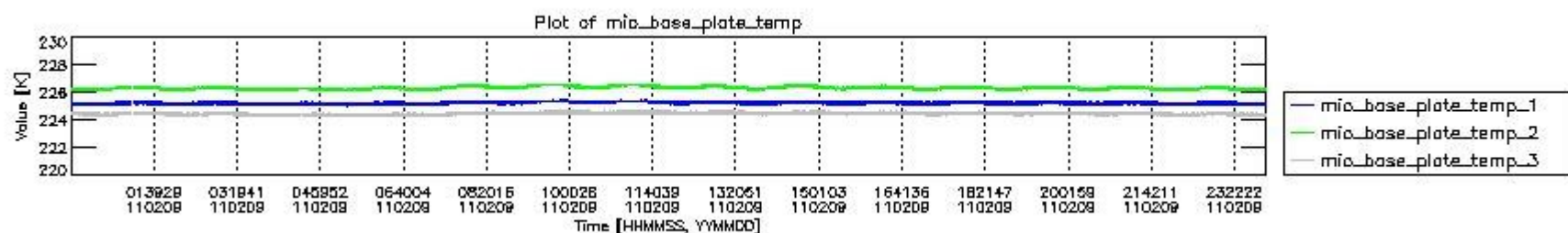
The following table shows the counts of various interferogram number of samples

Number of igm samples	Count [#]	Count [%]
84082	1	0.0024110910
94375	1	0.0024110910
98847	1	0.0024110910

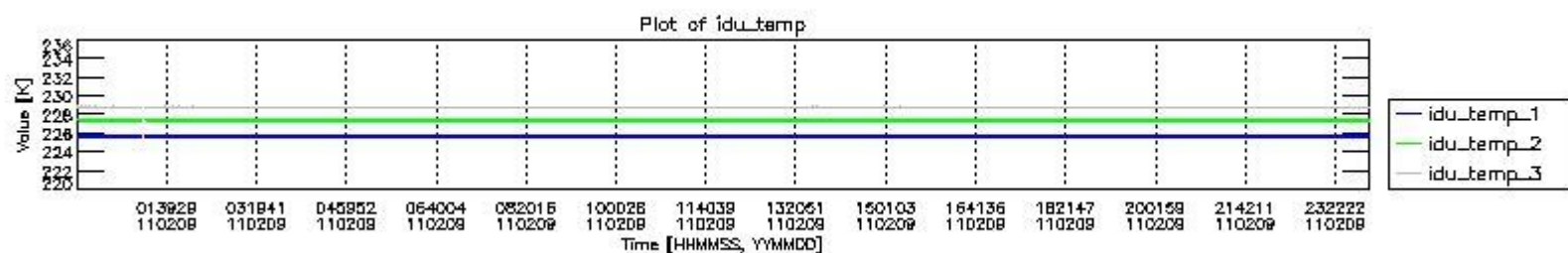
114507	1	0.0024110910
118461	1	0.0024110910
120543	1	0.0024110910
123398	1	0.0024110910
124099	1	0.0024110910
124800	38523	92.882459
124803	2937	7.0813743
127456	1	0.0024110910
132254	1	0.0024110910
136418	1	0.0024110910
138593	1	0.0024110910
140675	1	0.0024110910
147588	1	0.0024110910
150244	1	0.0024110910



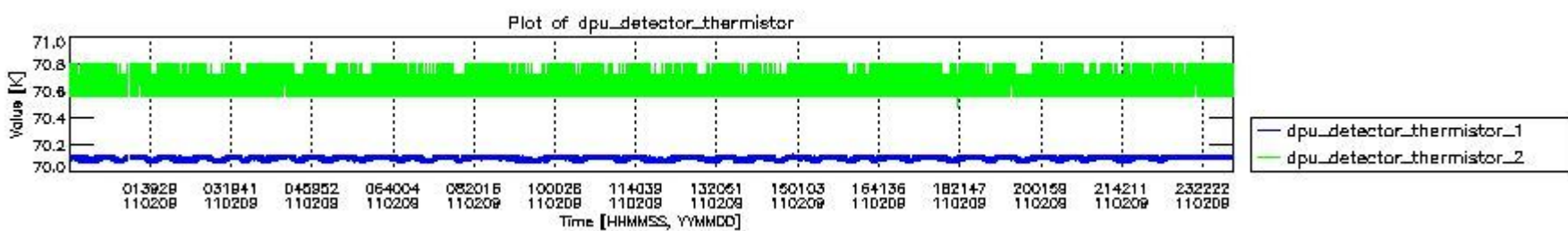
mipas_daily_report_level0_KSPT_L0_4504_N_20110209_0.PNG



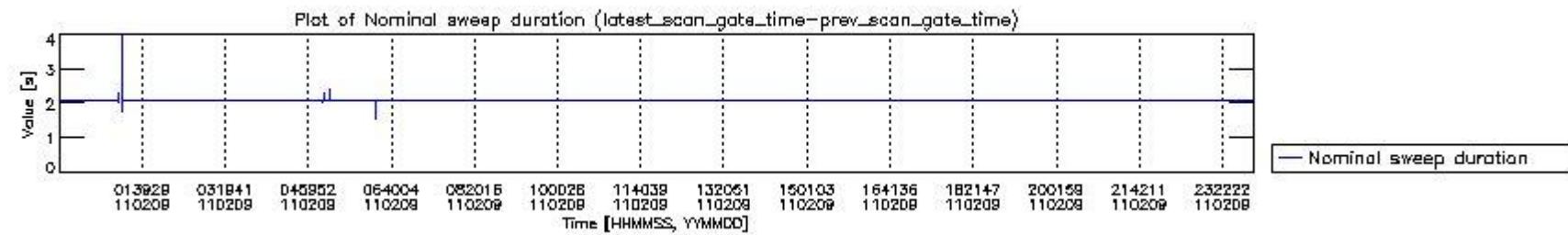
mipas_daily_report_level0_KSPT_L0_4504_N_20110209_1.PNG



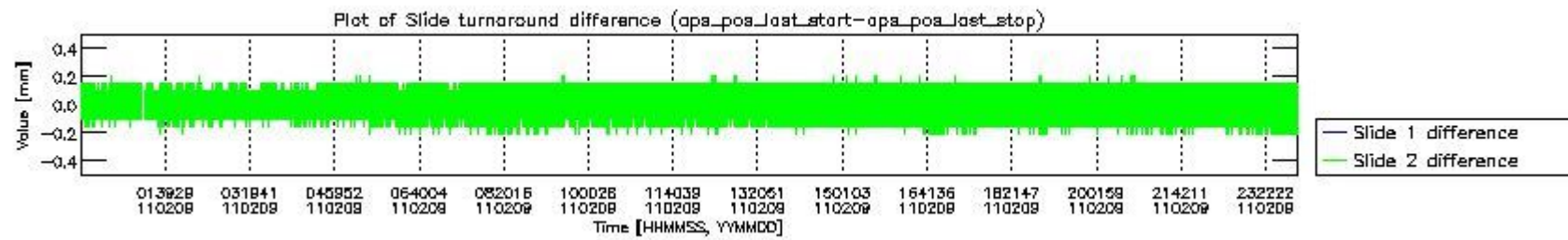
mipas_daily_report_level0_KSPT_L0_4504_N_20110209_2.PNG



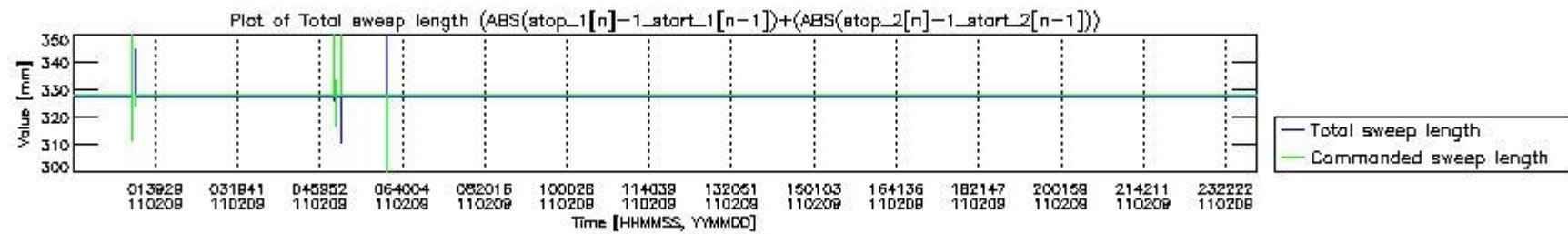
mipas_daily_report_level0_KSPT_L0_4504_N_20110209_3.PNG



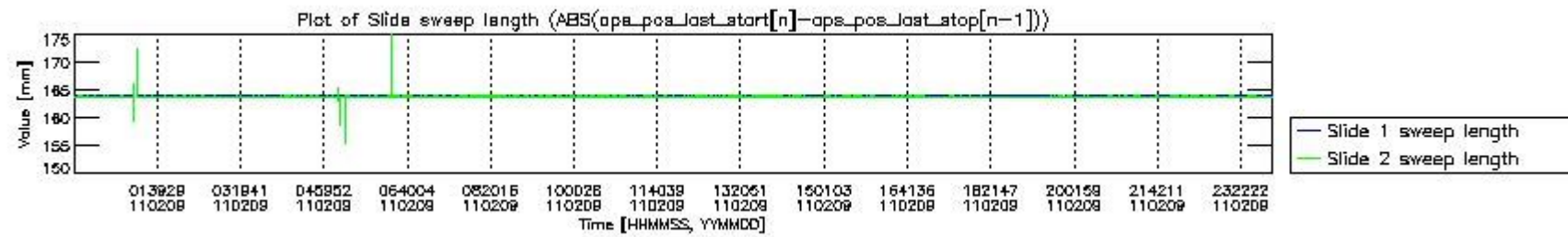
mipas_daily_report_level0_KSPT_L0_4504_N_20110209_4.PNG



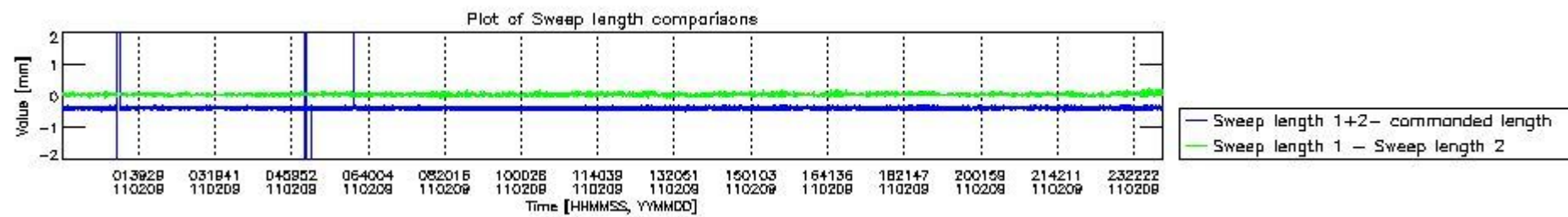
mipas_daily_report_level0_KSPT_L0_4504_N_20110209_5.PNG



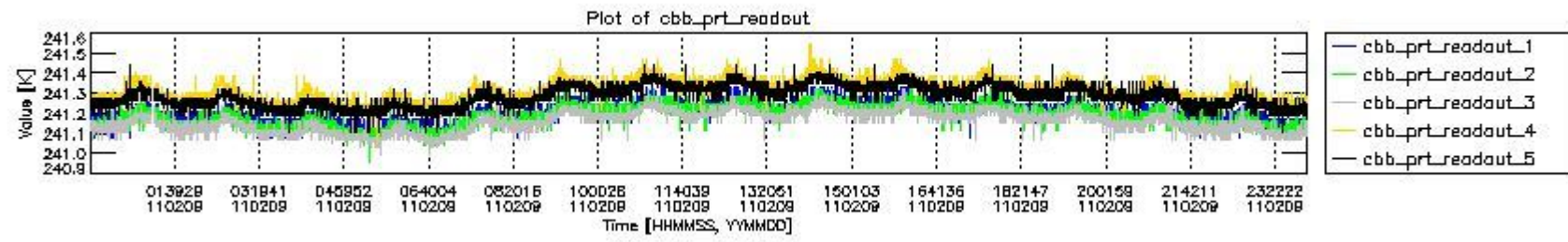
mipas_daily_report_level0_KSPT_L0_4504_N_20110209_6.PNG



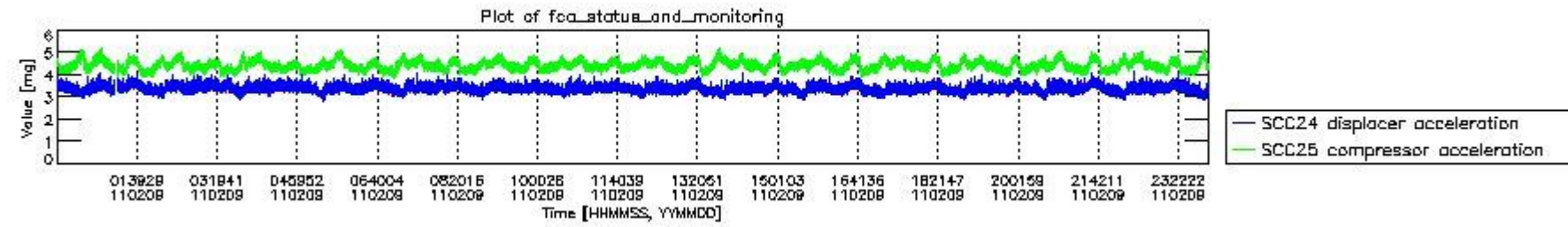
mipas_daily_report_level0_KSPT_L0_4504_N_20110209_7.PNG



mipas_daily_report_level0_KSPT_L0_4504_N_20110209_8.PNG



mipas_daily_report_level0_KSPT_L0_4504_N_20110209_9.PNG




mipas_daily_report_level0_KSPT_L0_4504_N_20110209_10.PNG

The following table shows channel statistics for all channels for this day.

Channel	Min	Max	ADC
A1	-17382	18394	16bit
B1	-18662	16256	16bit
C1	-23904	21494	16bit
D1	-28103	32767	16bit
A2	-15087	18493	16bit
B2	-16668	16410	16bit
C2	-22580	24682	16bit
D2	-32768	31016	16bit

MIPNLOP_MIPSOUPAC_aux_fields_igm_cal, channel statistics plot
Colour indicates value.



mipas_daily_report_level0_KSPT_L0_4504_N_20110209_11.PNG

0.3 ADF monitoring

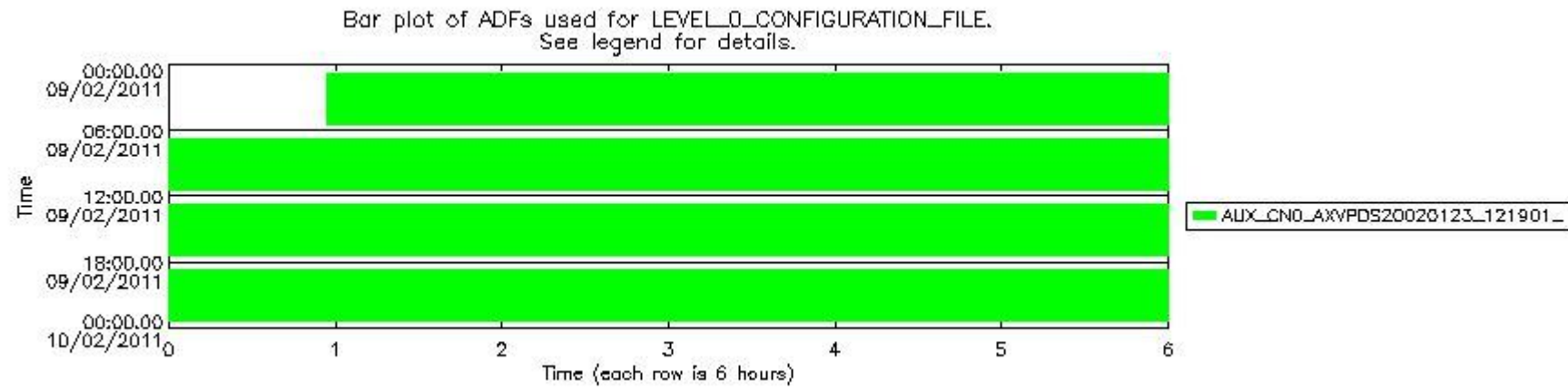
The use of ADFs is shown in two ways:

1. By means of two tables that can be used to find the ADF used for a specific product.
2. By means of plots that show changes in ADF using colours.

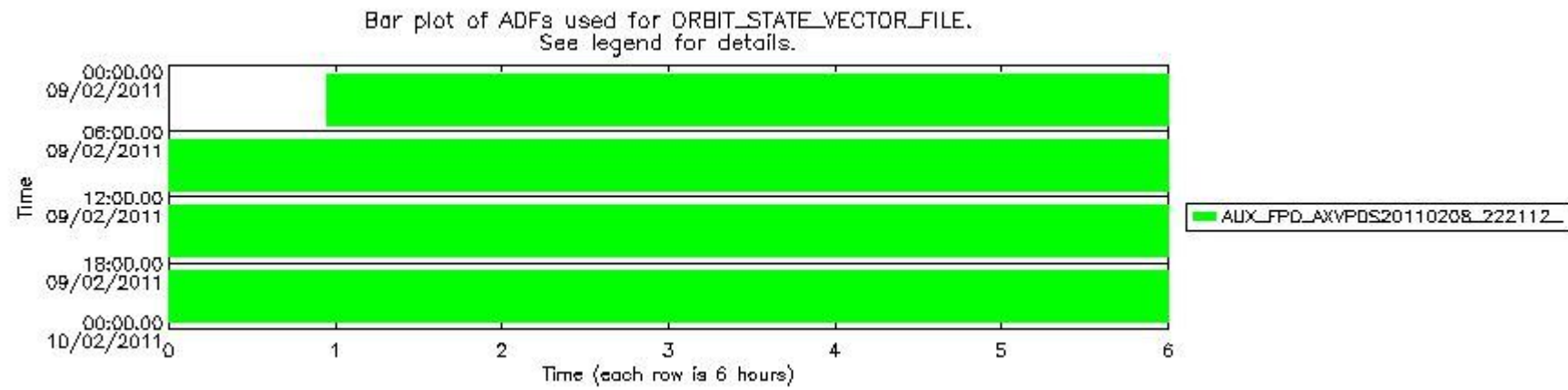
Number	ADF
0	AUX_CN0_AXVPDS20020123_121901_20020101_000000_20200101_000000
1	AUX_FPO_AXVPDS20110208_222112_20110208_182625_20110218_204016

Number	Product name	#CN0	#FPO
0	MIP_NL_0PNPDE20110209_005644_000102103099_00203_46769_2882.N1	0	1


1	MIP_NL__0PNPDE20110209_011504_000091103099_00204_46770_2884.N1	0	1
2	MIP_NL__0PNPDE20110209_034620_000062073099_00205_46771_2885.N1	0	1
3	MIP_NL__0PNPDE20110209_052914_000060113099_00206_46772_2886.N1	0	1
4	MIP_NL__0PNPDK20110209_070852_000040033099_00207_46773_4253.N1	0	1
5	MIP_NL__0PNPDK20110209_081436_000061403099_00208_46774_4254.N1	0	1
6	MIP_NL__0PNPDK20110209_095519_000060813099_00209_46775_4255.N1	0	1
7	MIP_NL__0PNPDK20110209_113502_000060543099_00210_46776_4256.N1	0	1
8	MIP_NL__0PNPDK20110209_131418_000059813099_00211_46777_4257.N1	0	1
9	MIP_NL__0PNPDK20110209_145258_000059033099_00212_46778_4258.N1	0	1
10	MIP_NL__0PNPDK20110209_163023_000058973099_00213_46779_4259.N1	0	1
11	MIP_NL__0PNPDK20110209_180752_000059703099_00214_46780_4260.N1	0	1
12	MIP_NL__0PNPDE20110209_194538_000040613099_00215_46781_2887.N1	0	1
13	MIP_NL__0PNPDE20110209_205227_000064973099_00215_46781_2888.N1	0	1
14	MIP_NL__0PNPDE20110209_223839_000060373099_00216_46782_2889.N1	0	1

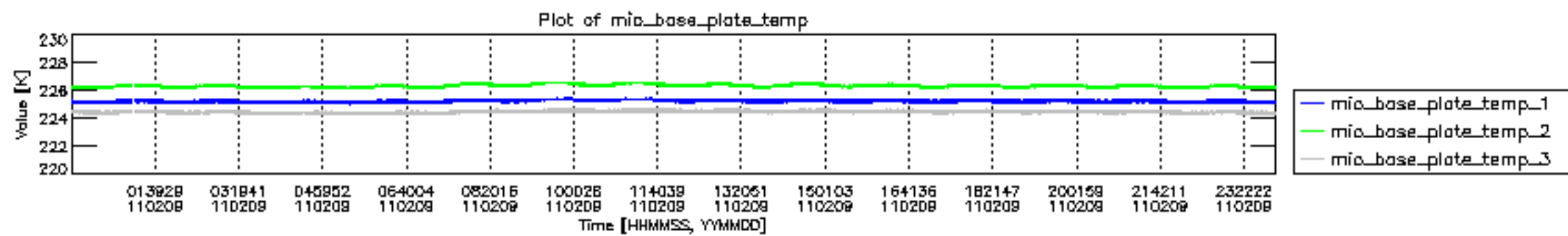


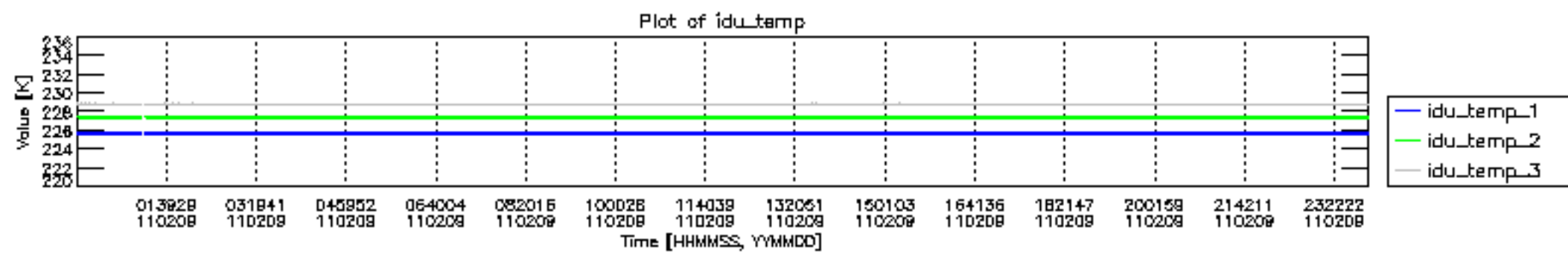
mipas_daily_report_level0_KSPT_L0_4504_N_20110209_12.PNG

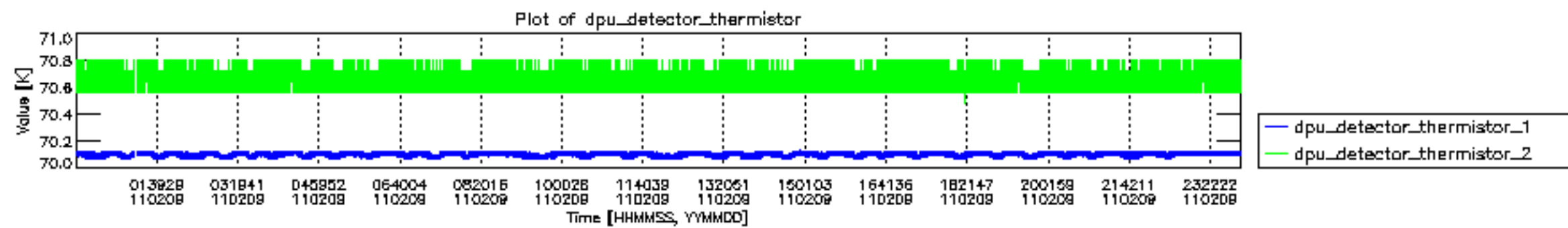


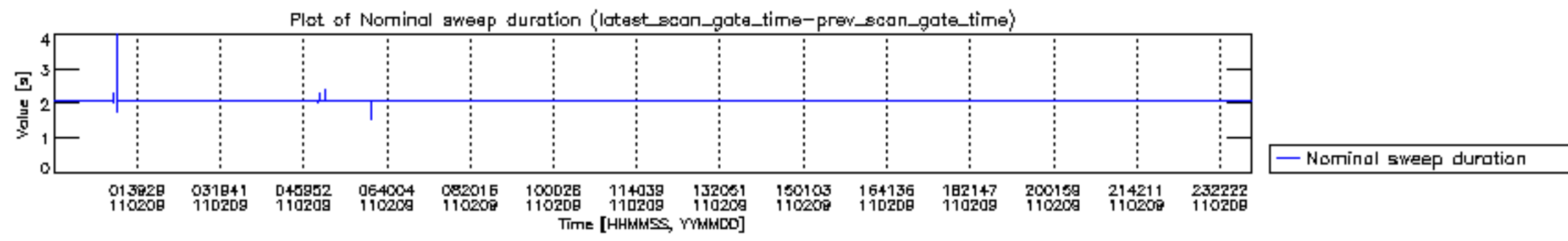
mipas_daily_report_level0_KSPT_L0_4504_N_20110209_13.PNG

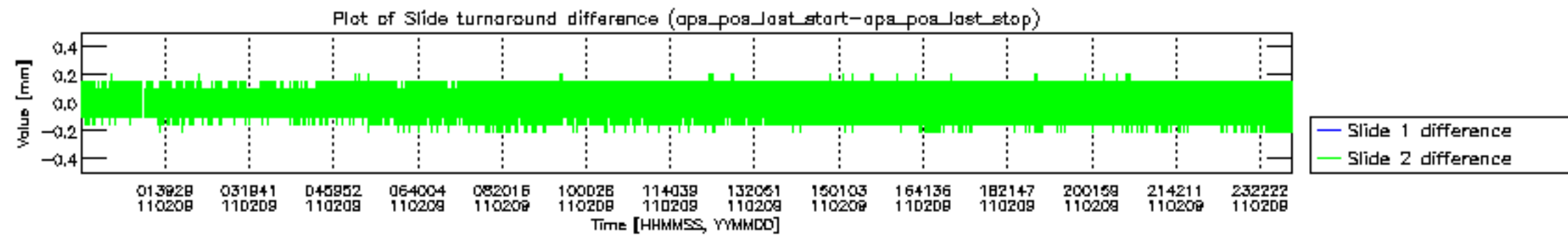


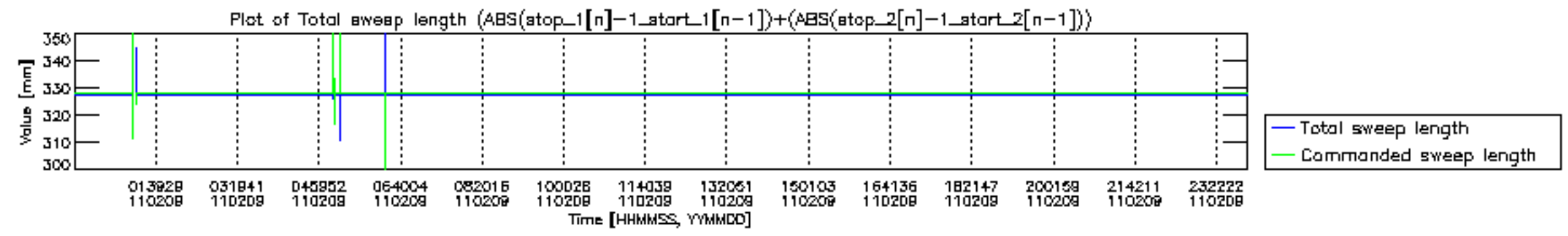


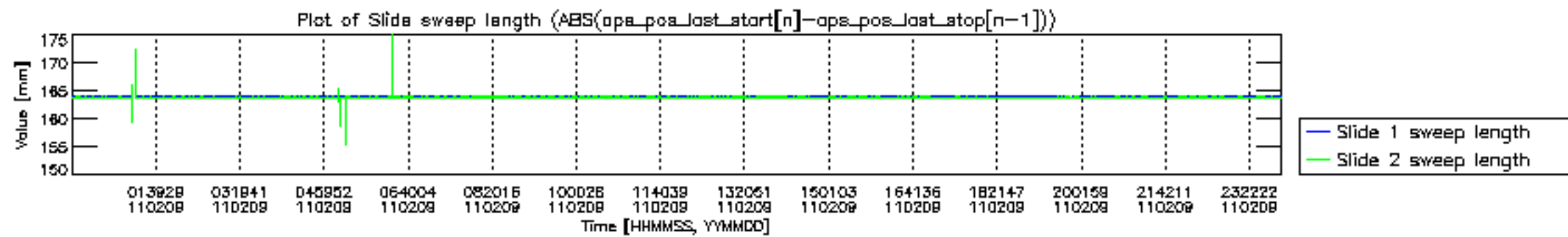


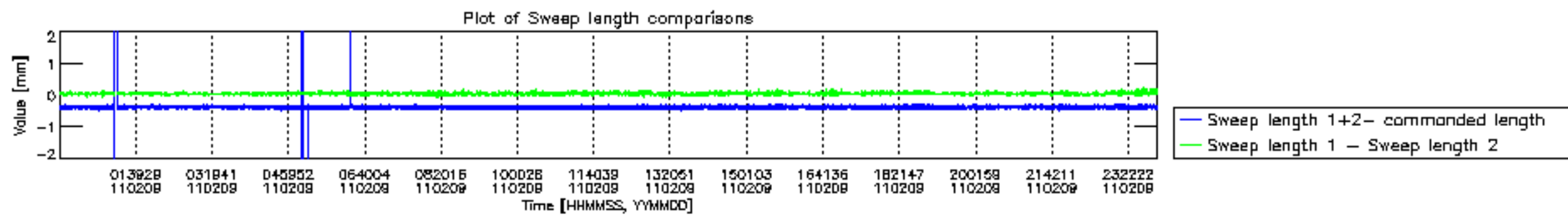


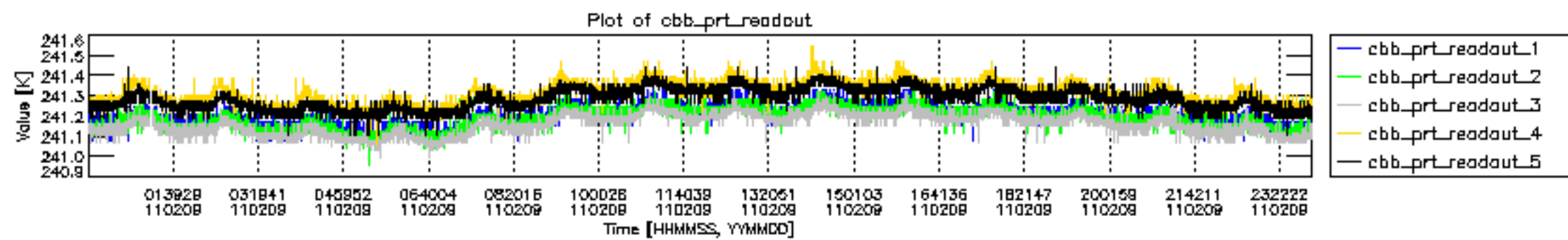


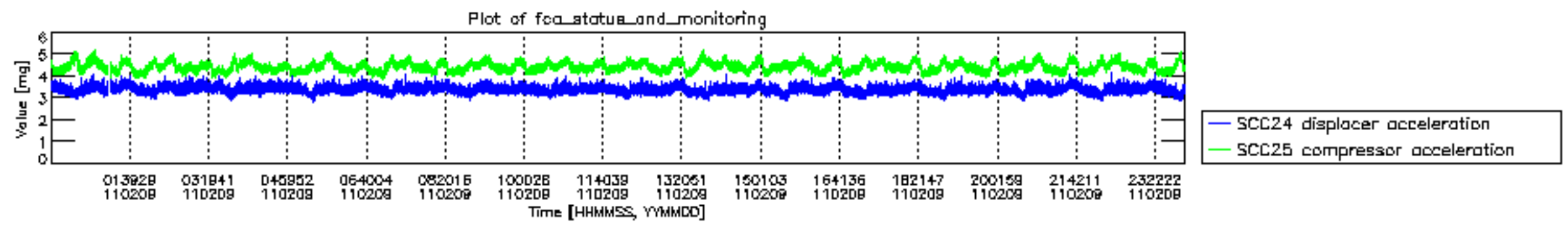












MIPNLOP_MIPSOUPAC_aux_fields_igm_cal, channel statistics plot
 Colour indicates value.

