

0. MIPAS Daily Report for level 0 products

[0.1 General Info](#)

[0.2 Instrument Operational Performance Parameters](#)

[0.3 ADF monitoring](#)

0.1 General Info

This report contains a daily analysis on parameters extracted from MIPAS level 0 data (The MIP_NL__0P product).

0.1.1 Report summary

The table below shows general characteristics of the data that are included into this report.

Item	Value
Report version	v1.6 08-11-2010
Time of report generation	12FEB2011 05:23:03
Data source version	KSPT_L0/4504-N
Processing scope for products	07FEB2011 00:00:00 to 08FEB2011 00:00:00
Start time of first product within scope	07FEB2011 00:28:26
Stop time of last product within scope	08FEB2011 01:31:49
Total number of level 0 products	16
Number of level 0 products with errors	0

0.1.2 Product Quality Indicators per product

The following table shows a summary for each product used in this report.

#	Product name	Start time	Stop time	Prod err	ISP err sign	ISP miss sign	ISP disc sign	rs sign
0	MIP_NL__0PNPDE20110207_002826_000058723099_00174_46740_2869.N1	07FEB2011 00:28:26	07FEB2011 02:06:18	0	0	0	0	0
1	MIP_NL__0PNPDE20110207_020522_000045183099_00175_46741_2870.N1	07FEB2011 02:05:22	07FEB2011 03:20:40	0	0	0	0	0
2	MIP_NL__0PNPDE20110207_032009_000061863099_00176_46742_2871.N1	07FEB2011 03:20:09	07FEB2011 05:03:14	0	0	0	0	0
3	MIP_NL__0PNPDE20110207_050230_000059703099_00177_46743_2872.N1	07FEB2011 05:02:30	07FEB2011 06:42:01	0	0	0	0	0
4	MIP_NL__0PNPDK20110207_064127_000040713099_00178_46744_4233.N1	07FEB2011 06:41:27	07FEB2011 07:49:19	0	0	0	0	0
5	MIP_NL__0PNPDK20110207_074820_000062103099_00179_46745_4234.N1	07FEB2011 07:48:20	07FEB2011 09:31:50	0	0	0	0	0
6	MIP_NL__0PNPDK20110207_093025_000059413099_00180_46746_4235.N1	07FEB2011 09:30:25	07FEB2011 11:09:26	0	0	0	0	0
7	MIP_NL__0PNPDK20110207_110747_000059683099_00181_46747_4236.N1	07FEB2011 11:07:47	07FEB2011 12:47:16	0	0	0	0	0
8	MIP_NL__0PNPDK20110207_124533_000060233099_00182_46748_4237.N1	07FEB2011 12:45:33	07FEB2011 14:25:56	0	0	0	0	0
9	MIP_NL__0PNPDK20110207_142418_000059913099_00183_46749_4238.N1	07FEB2011 14:24:18	07FEB2011 16:04:09	0	0	0	0	0
10	MIP_NL__0PNPDK20110207_160311_000059833099_00184_46750_4239.N1	07FEB2011 16:03:11	07FEB2011 17:42:53	0	0	0	0	0
11	MIP_NL__0PNPDK20110207_174218_000057893099_00185_46751_4240.N1	07FEB2011 17:42:18	07FEB2011 19:18:47	0	0	0	0	0
12	MIP_NL__0PNPDK20110207_191744_000061983099_00186_46752_4241.N1	07FEB2011 19:17:44	07FEB2011 21:01:02	0	0	0	0	0
13	MIP_NL__0PNPDE20110207_205953_000043853099_00187_46753_2873.N1	07FEB2011 20:59:53	07FEB2011 22:12:58	0	0	0	0	0
14	MIP_NL__0PNPDE20110207_221153_000061143099_00187_46753_2874.N1	07FEB2011 22:11:53	07FEB2011 23:53:48	0	0	0	0	0
15	MIP_NL__0PNPDE20110207_235245_000059443099_00188_46754_2875.N1	07FEB2011 23:52:45	08FEB2011 01:31:49	0	0	0	0	0


0.2 Instrument Operational Performance Parameters

The following plots give an overview of various instrument parameters for this day. The instrument parameters are part of the auxiliary data field within the source packets of the MIP_NL__0P product. The auxiliary data is normally included twice per interferogram. Note that only the first packet is currently included in monitoring.

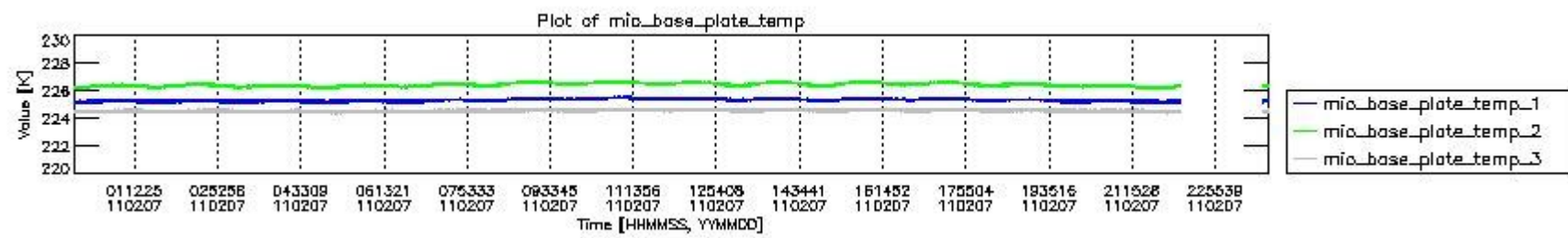
The following table shows the counts of various interferogram number of samples

Number of igm samples	Count [#]	Count [%]
124800	35959	92.905309
124803	2740	7.0791887

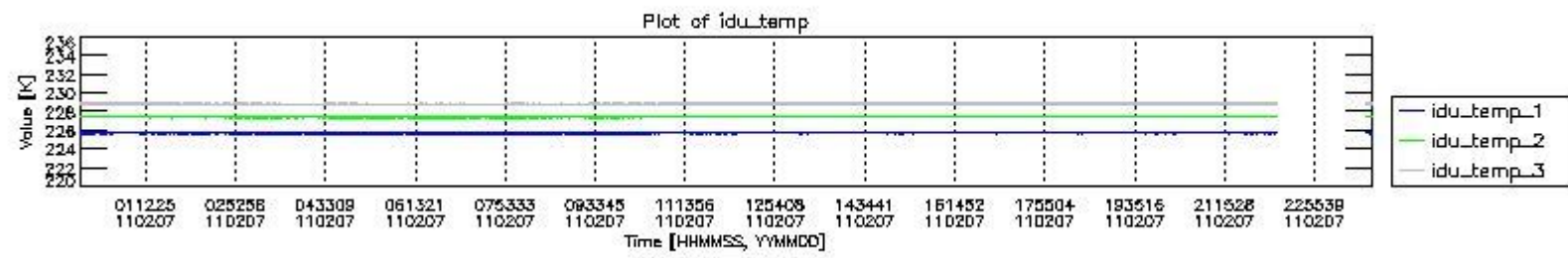
126787	1	0.0025836455
127531	1	0.0025836455
146919	1	0.0025836455
147663	1	0.0025836455
148906	1	0.0025836455
150394	1	0.0025836455



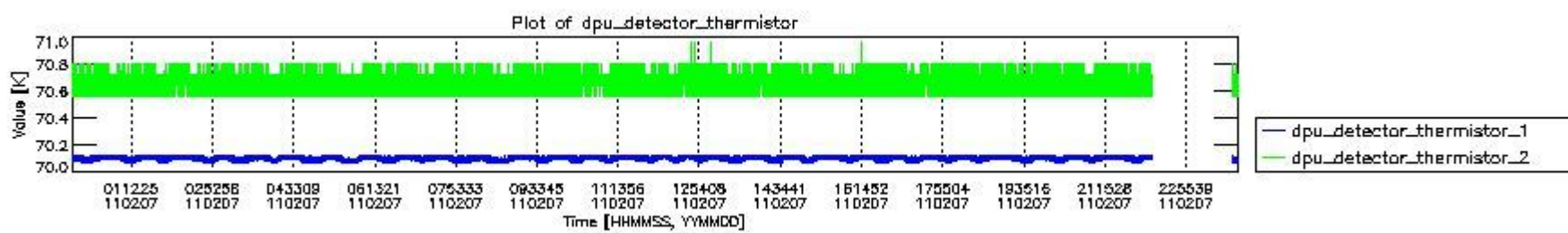
mipas_daily_report_level0_KSPT_L0_4504_N_20110207_0.PNG




mipas_daily_report_level0_KSPT_L0_4504_N_20110207_1.PNG



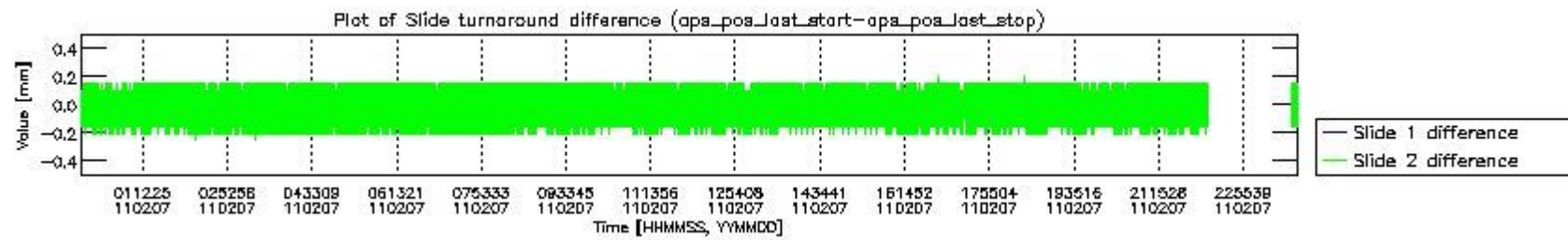
mipas_daily_report_level0_KSPT_L0_4504_N_20110207_2.PNG



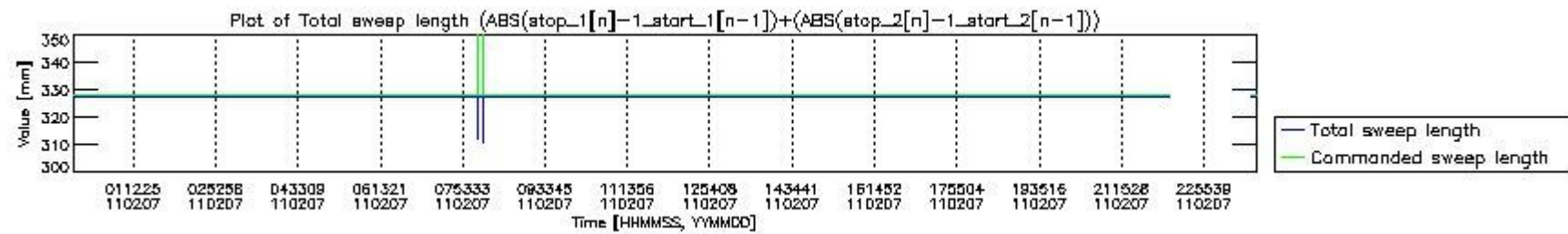
mipas_daily_report_level0_KSPT_L0_4504_N_20110207_3.PNG



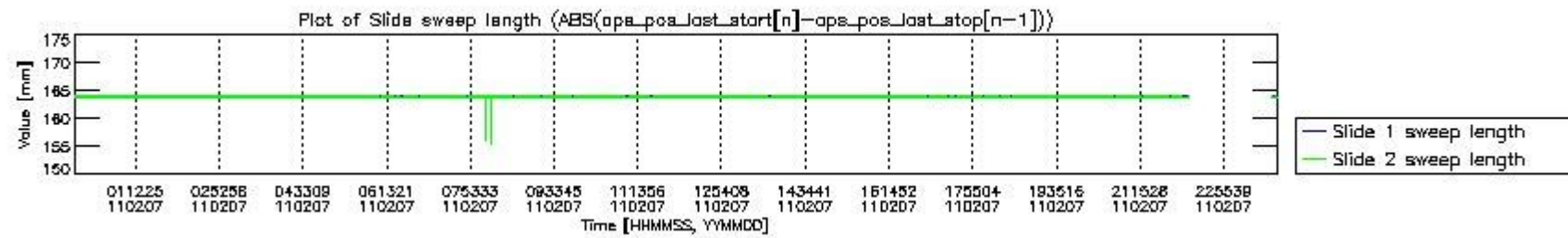
mipas_daily_report_level0_KSPT_L0_4504_N_20110207_4.PNG



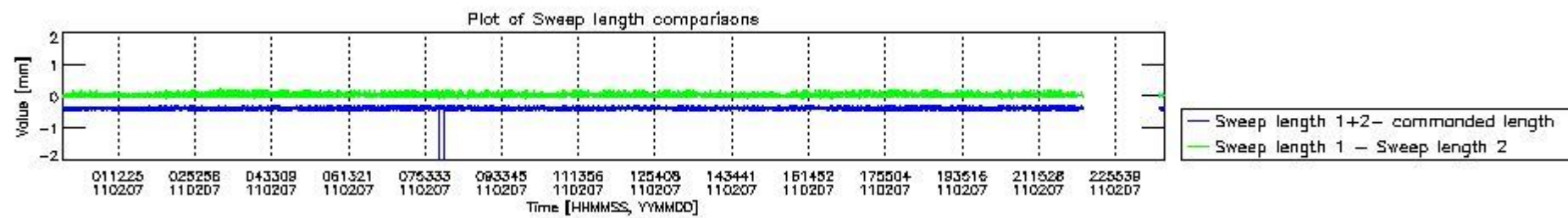
mipas_daily_report_level0_KSPT_L0_4504_N_20110207_5.PNG



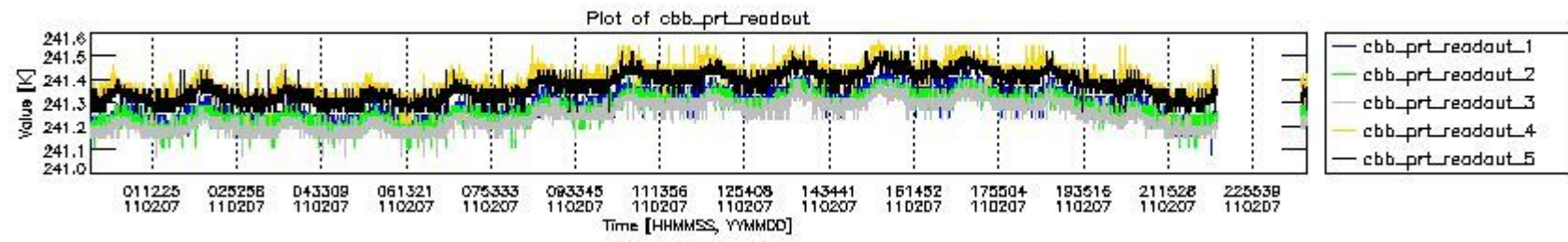
mipas_daily_report_level0_KSPT_L0_4504_N_20110207_6.PNG



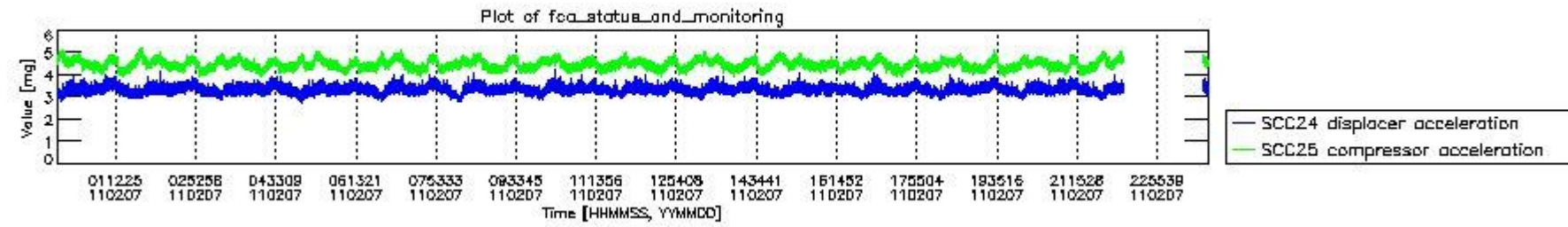
mipas_daily_report_level0_KSPT_L0_4504_N_20110207_7.PNG



mipas_daily_report_level0_KSPT_L0_4504_N_20110207_8.PNG



mipas_daily_report_level0_KSPT_L0_4504_N_20110207_9.PNG

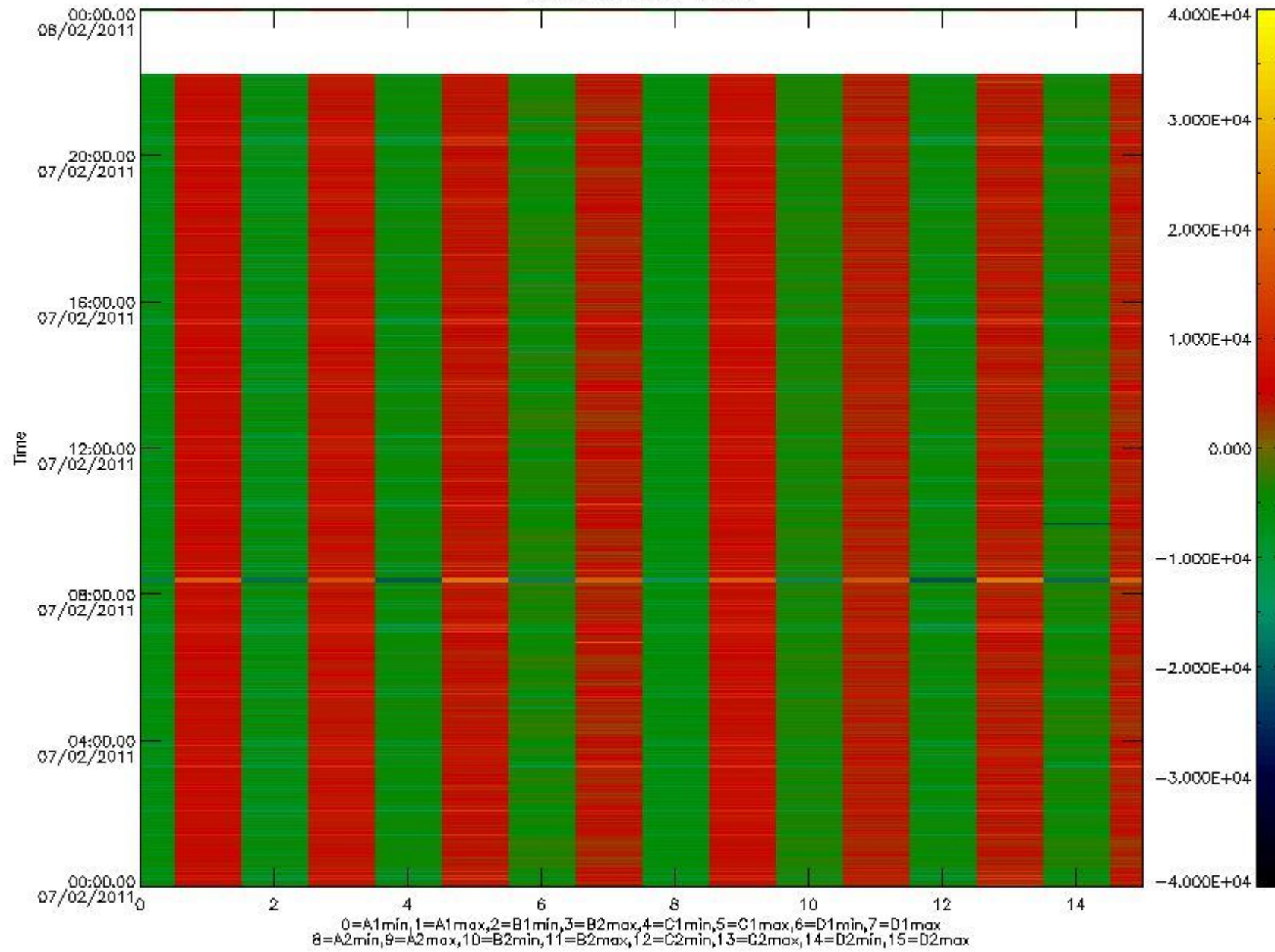


mipas_daily_report_level0_KSPT_L0_4504_N_20110207_10.PNG

The following table shows channel statistics for all channels for this day.

Channel	Min	Max	ADC
A1	-17421	18414	16bit
B1	-18710	16279	16bit
C1	-23469	21549	16bit
D1	-20955	32767	16bit
A2	-15104	18526	16bit
B2	-16719	16450	16bit
C2	-22633	23953	16bit
D2	-32768	22938	16bit

MIPNLOP_MIPSOUPAC_aux_fields_igm_cal, channel statistics plot
Colour indicates value.



mipas_daily_report_level0_KSPT_L0_4504_N_20110207_11.PNG

0.3 ADF monitoring

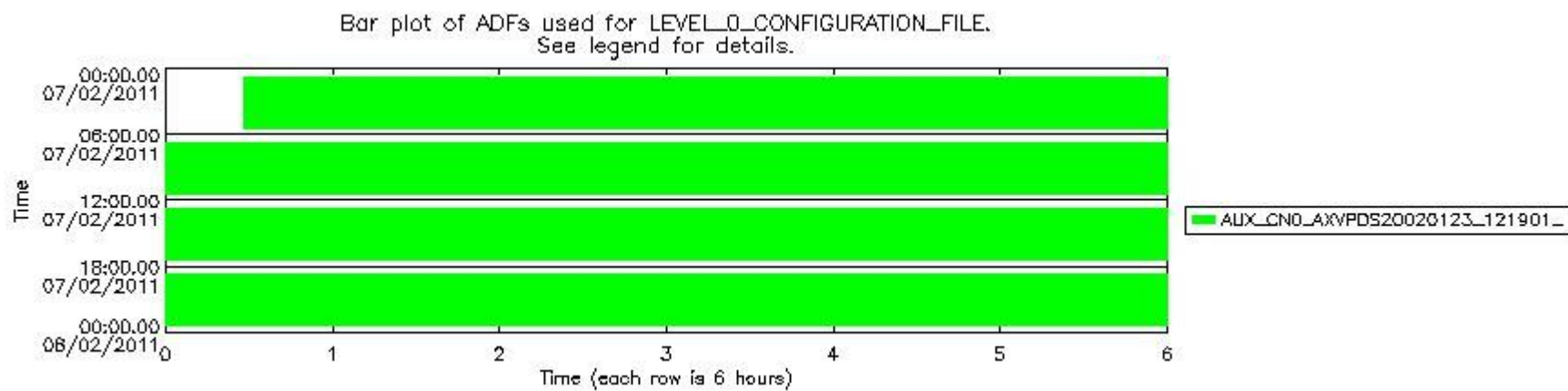
The use of ADFs is shown in two ways:

1. By means of two tables that can be used to find the ADF used for a specific product.
2. By means of plots that show changes in ADF using colours.

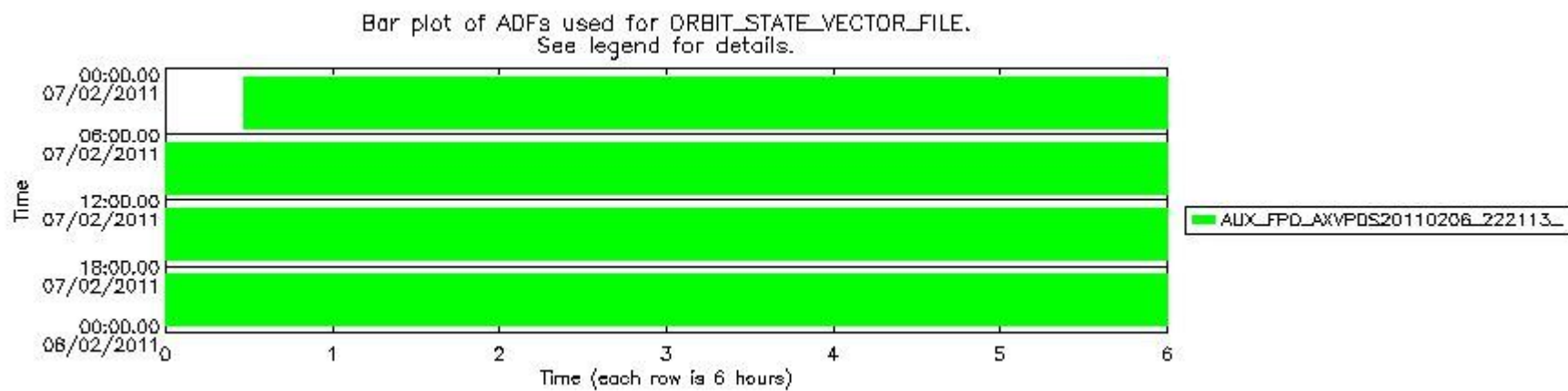
Number	ADF
0	AUX_CN0_AXVPDS20020123_121901_20020101_000000_20200101_000000
1	AUX_FPO_AXVPDS20110206_222113_20110206_193952_20110216_201329

Number	Product name	#CN0	#FPO
0	MIP_NL_0PNPDE20110207_002826_000058723099_00174_46740_2869.N1	0	1

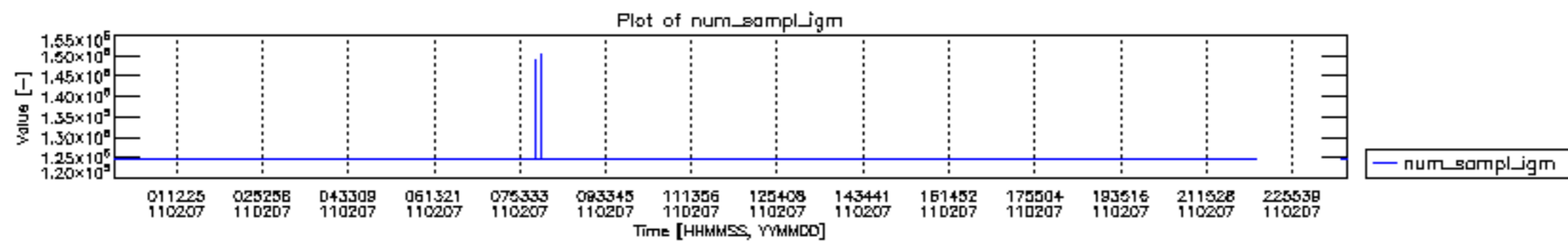
1	MIP_NL__0PNPDE20110207_020522_000045183099_00175_46741_2870.N1	0	1
2	MIP_NL__0PNPDE20110207_032009_000061863099_00176_46742_2871.N1	0	1
3	MIP_NL__0PNPDE20110207_050230_000059703099_00177_46743_2872.N1	0	1
4	MIP_NL__0PNPDK20110207_064127_000040713099_00178_46744_4233.N1	0	1
5	MIP_NL__0PNPDK20110207_074820_000062103099_00179_46745_4234.N1	0	1
6	MIP_NL__0PNPDK20110207_093025_000059413099_00180_46746_4235.N1	0	1
7	MIP_NL__0PNPDK20110207_110747_000059683099_00181_46747_4236.N1	0	1
8	MIP_NL__0PNPDK20110207_124533_000060233099_00182_46748_4237.N1	0	1
9	MIP_NL__0PNPDK20110207_142418_000059913099_00183_46749_4238.N1	0	1
10	MIP_NL__0PNPDK20110207_160311_000059833099_00184_46750_4239.N1	0	1
11	MIP_NL__0PNPDK20110207_174218_000057893099_00185_46751_4240.N1	0	1
12	MIP_NL__0PNPDK20110207_191744_000061983099_00186_46752_4241.N1	0	1
13	MIP_NL__0PNPDE20110207_205953_000043853099_00187_46753_2873.N1	0	1
14	MIP_NL__0PNPDE20110207_221153_000061143099_00187_46753_2874.N1	0	1
15	MIP_NL__0PNPDE20110207_235245_000059443099_00188_46754_2875.N1	0	1

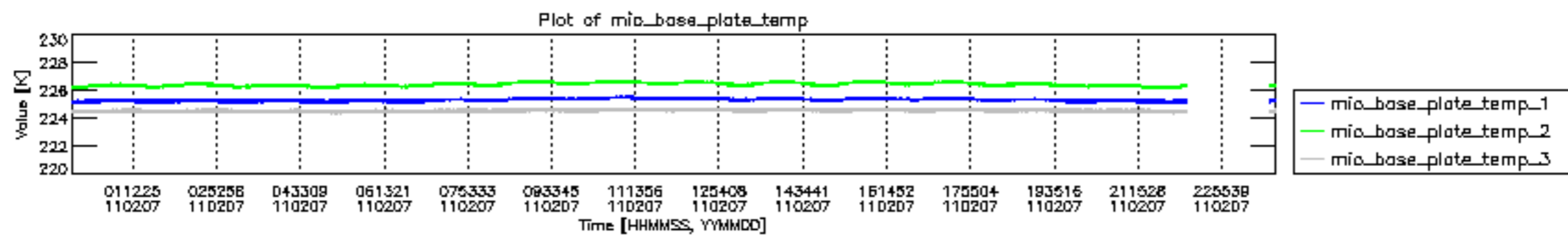


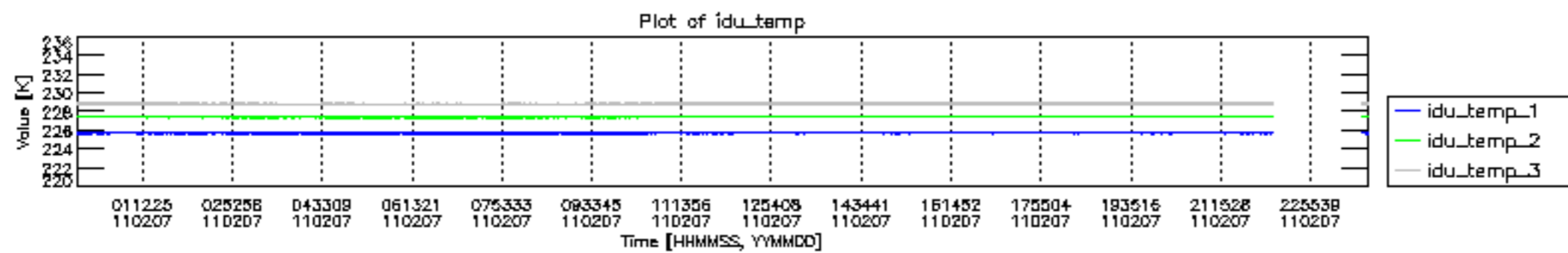
mipas_daily_report_level0_KSPT_L0_4504_N_20110207_12.PNG

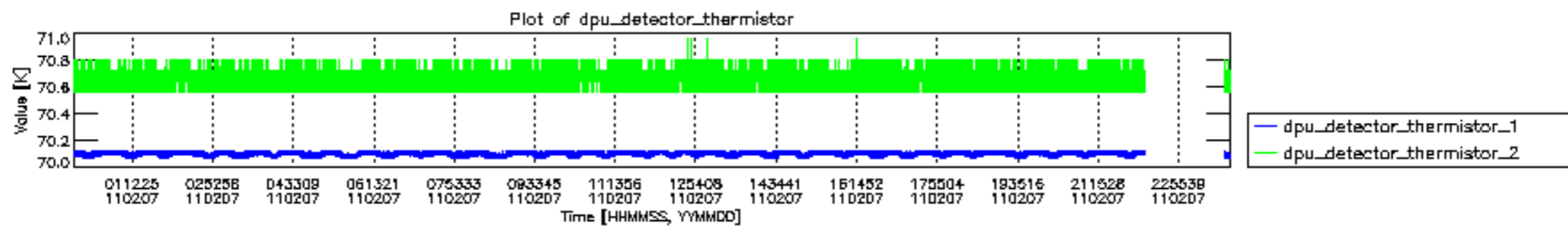


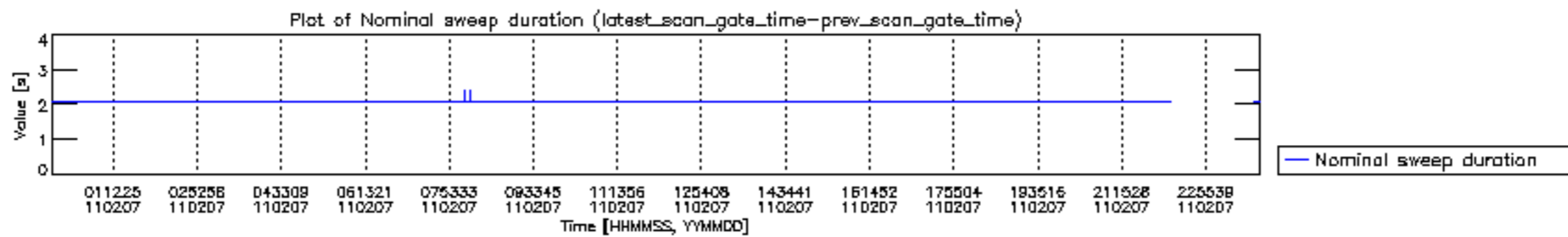
mipas_daily_report_level0_KSPT_L0_4504_N_20110207_13.PNG

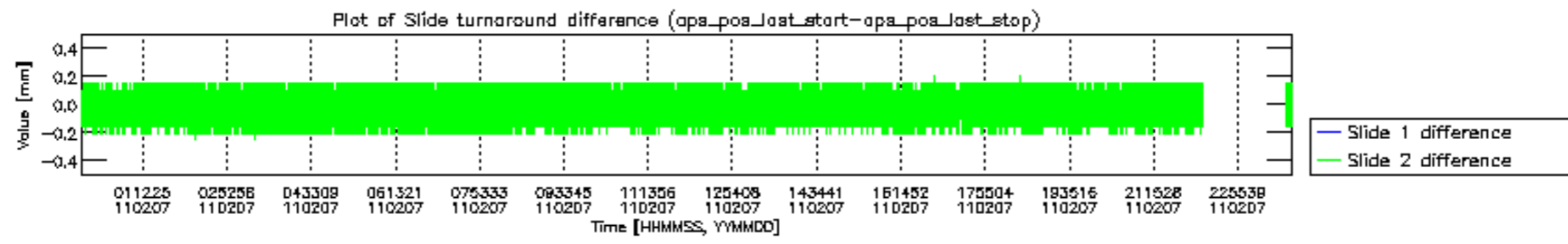





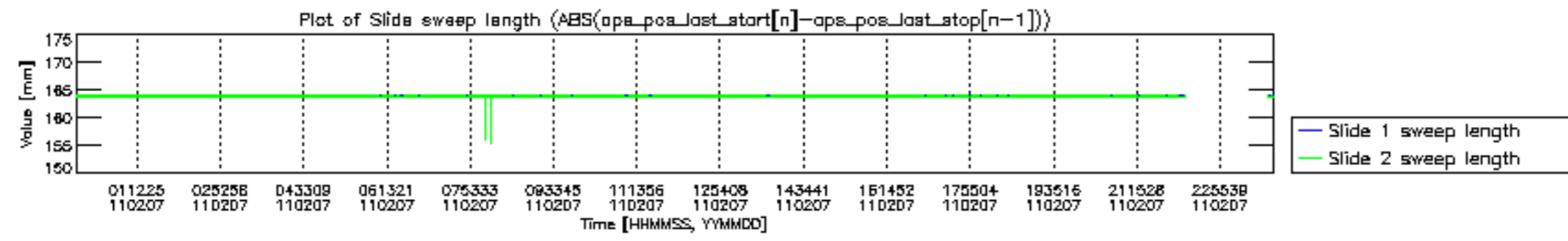


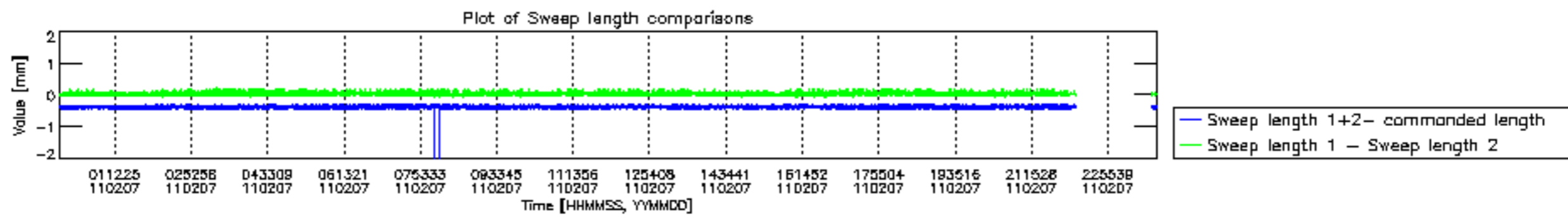


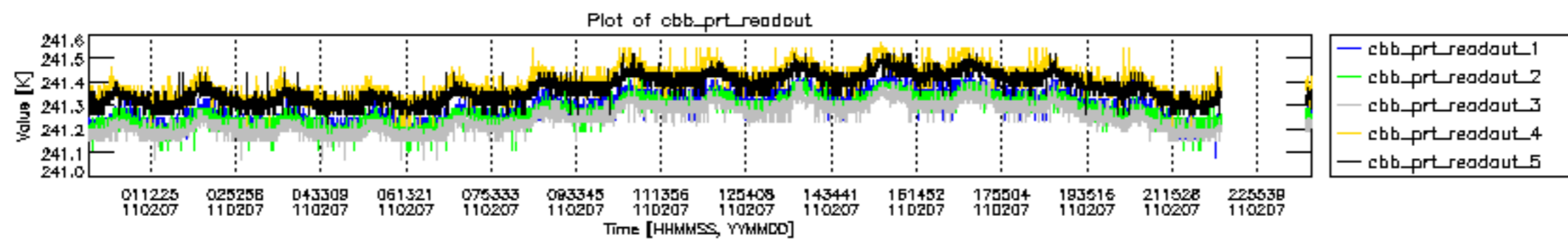


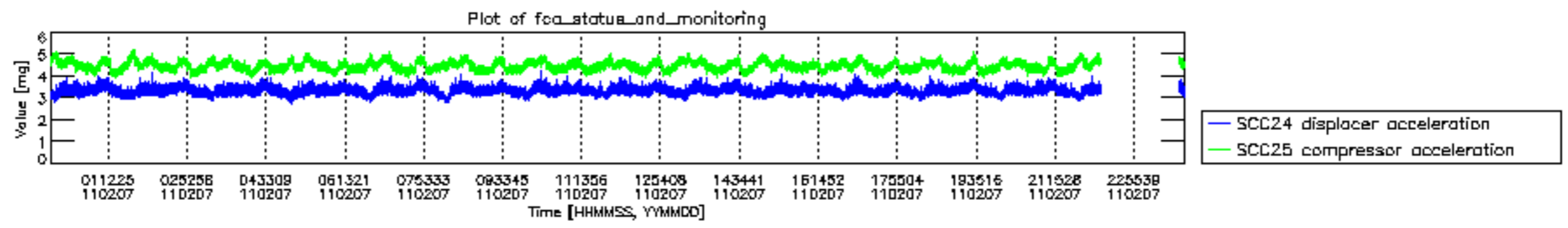












MIPNLOP_MIPSOUPAC_aux_fields_igm_cal, channel statistics plot
 Colour indicates value.

