

0. MIPAS Daily Report for level 0 products

[0.1 General Info](#)

[0.2 Instrument Operational Performance Parameters](#)

[0.3 ADF monitoring](#)

0.1 General Info

This report contains a daily analysis on parameters extracted from MIPAS level 0 data (The MIP_NL__0P product).

0.1.1 Report summary

The table below shows general characteristics of the data that are included into this report.

| Item | Value |
|--|--|
| Report version | v1.6 08-11-2010 |
| Time of report generation | 29JAN2011 05:23:31 |
| Data source version | KSPT_L0/4504-N |
| Processing scope for products | 24JAN2011 00:00:00 to 25JAN2011 00:00:00 |
| Start time of first product within scope | 24JAN2011 00:40:51 |
| Stop time of last product within scope | 25JAN2011 00:05:06 |
| Total number of level 0 products | 15 |
| Number of level 0 products with errors | 0 |

0.1.2 Product Quality Indicators per product

The following table shows a summary for each product used in this report.

| # | Product name | Start time | Stop time | Prod err | ISP err sign | ISP miss sign | ISP disc sign | rs sign |
|----|--|--------------------|--------------------|----------|--------------|---------------|---------------|---------|
| 0 | MIP_NL__0PNPDE20110124_004051_000058303098_00404_46539_2779.N1 | 24JAN2011 00:40:51 | 24JAN2011 02:18:01 | 0 | 0 | 0 | 0 | 0 |
| 1 | MIP_NL__0PNPDE20110124_021701_000045773098_00405_46540_2780.N1 | 24JAN2011 02:17:01 | 24JAN2011 03:33:18 | 0 | 0 | 0 | 0 | 0 |
| 2 | MIP_NL__0PNPDE20110124_033245_000062033098_00406_46541_2781.N1 | 24JAN2011 03:32:45 | 24JAN2011 05:16:07 | 0 | 0 | 0 | 0 | 0 |
| 3 | MIP_NL__0PNPDE20110124_051534_000060163098_00407_46542_2782.N1 | 24JAN2011 05:15:34 | 24JAN2011 06:55:50 | 0 | 0 | 0 | 0 | 0 |
| 4 | MIP_NL__0PNPDK20110124_065516_000040193098_00408_46543_4102.N1 | 24JAN2011 06:55:16 | 24JAN2011 08:02:16 | 0 | 0 | 0 | 0 | 0 |
| 5 | MIP_NL__0PNPDK20110124_080117_000061323098_00409_46544_4103.N1 | 24JAN2011 08:01:17 | 24JAN2011 09:43:29 | 0 | 0 | 0 | 0 | 0 |
| 6 | MIP_NL__0PNPDK20110124_094209_000059873098_00410_46545_4104.N1 | 24JAN2011 09:42:09 | 24JAN2011 11:21:57 | 0 | 0 | 0 | 0 | 0 |
| 7 | MIP_NL__0PNPDK20110124_112033_000060333098_00411_46546_4105.N1 | 24JAN2011 11:20:33 | 24JAN2011 13:01:06 | 0 | 0 | 0 | 0 | 0 |
| 8 | MIP_NL__0PNPDK20110124_130006_000060523098_00412_46547_4106.N1 | 24JAN2011 13:00:06 | 24JAN2011 14:40:58 | 0 | 0 | 0 | 0 | 0 |
| 9 | MIP_NL__0PNPDK20110124_143957_000058703098_00413_46548_4107.N1 | 24JAN2011 14:39:57 | 24JAN2011 16:17:48 | 0 | 0 | 0 | 0 | 0 |
| 10 | MIP_NL__0PNPDK20110124_161712_000058583098_00414_46549_4108.N1 | 24JAN2011 16:17:12 | 24JAN2011 17:54:50 | 0 | 0 | 0 | 0 | 0 |
| 11 | MIP_NL__0PNPDK20110124_175350_000059713098_00415_46550_4109.N1 | 24JAN2011 17:53:50 | 24JAN2011 19:33:20 | 0 | 0 | 0 | 0 | 0 |
| 12 | MIP_NL__0PNPDK20110124_193125_000061593098_00416_46551_4110.N1 | 24JAN2011 19:31:25 | 24JAN2011 21:14:04 | 0 | 0 | 0 | 0 | 0 |
| 13 | MIP_NL__0PNPDE20110124_211205_000043063098_00417_46552_2783.N1 | 24JAN2011 21:12:05 | 24JAN2011 22:23:50 | 0 | 0 | 0 | 0 | 0 |
| 14 | MIP_NL__0PNPDE20110124_222248_000061383098_00417_46552_2784.N1 | 24JAN2011 22:22:48 | 25JAN2011 00:05:06 | 0 | 0 | 0 | 0 | 0 |

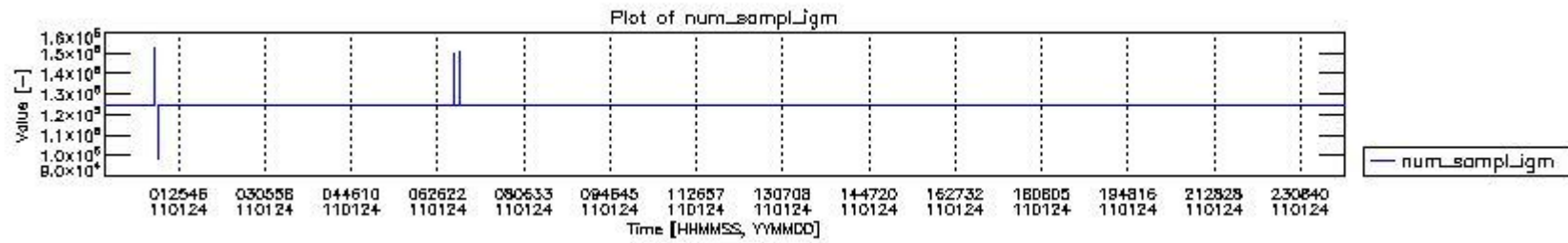
0.2 Instrument Operational Performance Parameters

The following plots give an overview of various instrument parameters for this day. The instrument parameters are part of the auxiliary data field within the source packets of the MIP_NL__0P product. The auxiliary data is normally included twice per interferogram. Note that only the first packet is currently included in monitoring.

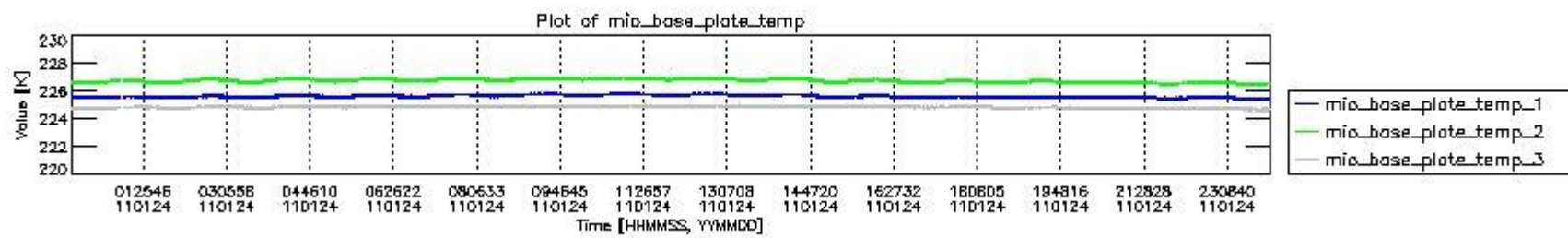
The following table shows the counts of various interferogram number of samples

| Number of igm samples | Count [#] | Count [%] |
|-----------------------|-----------|--------------|
| 98624 | 1 | 0.0024054652 |
| 122952 | 1 | 0.0024054652 |
| 123876 | 1 | 0.0024054652 |

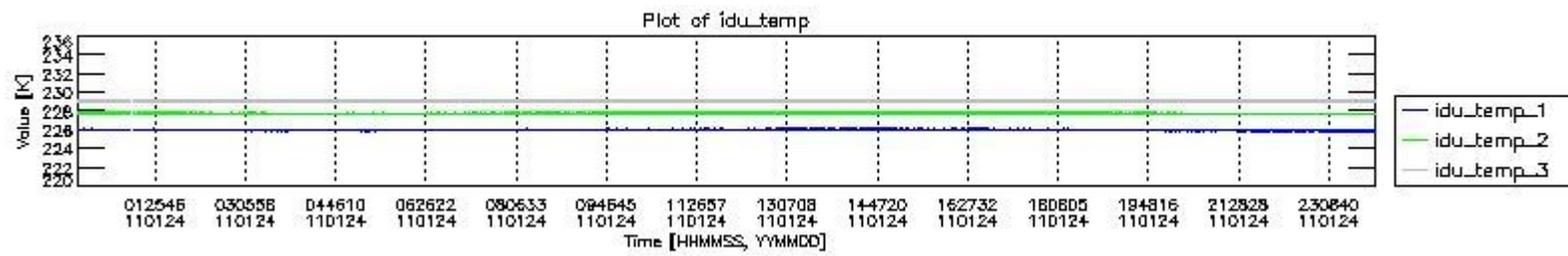
| | | |
|--------|-------|--------------|
| 124800 | 39172 | 94.226883 |
| 124803 | 2388 | 5.7442509 |
| 127085 | 1 | 0.0024054652 |
| 127456 | 1 | 0.0024054652 |
| 128794 | 1 | 0.0024054652 |
| 147217 | 1 | 0.0024054652 |
| 147588 | 1 | 0.0024054652 |
| 148926 | 1 | 0.0024054652 |
| 149502 | 1 | 0.0024054652 |
| 150244 | 1 | 0.0024054652 |
| 152920 | 1 | 0.0024054652 |



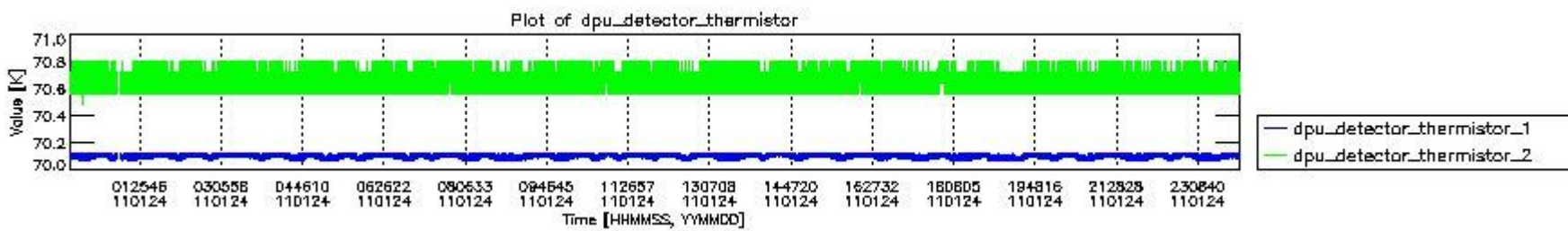
mipas_daily_report_level0_KSPT_L0_4504_N_20110124_0.PNG



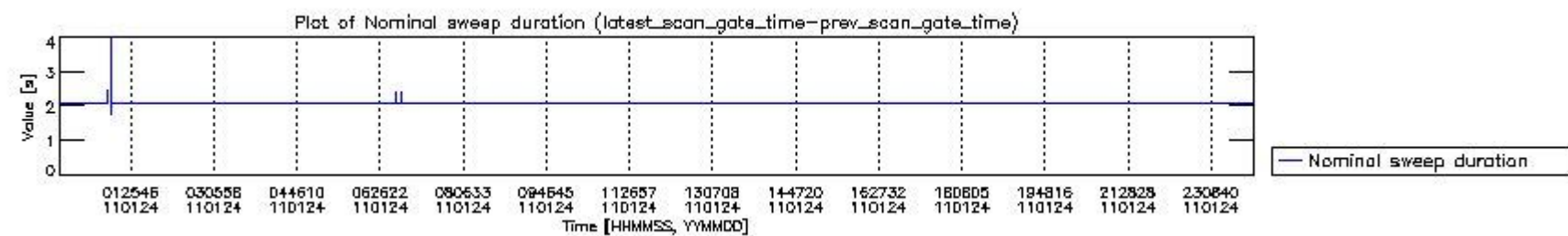
mipas_daily_report_level0_KSPT_L0_4504_N_20110124_1.PNG



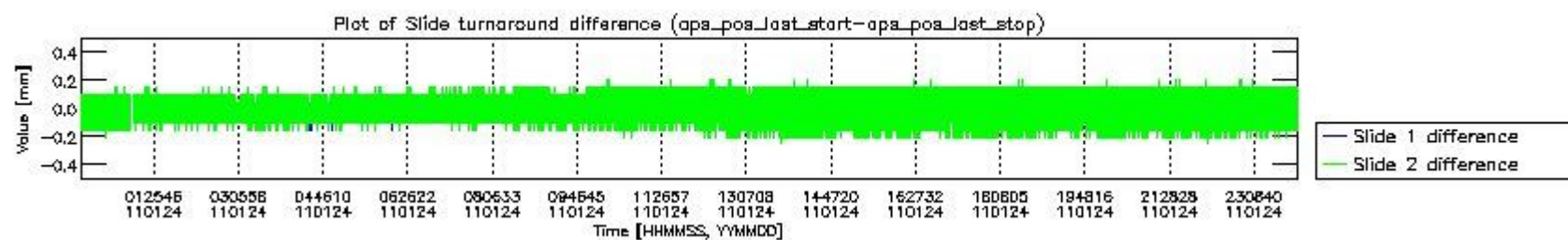
mipas_daily_report_level0_KSPT_L0_4504_N_20110124_2.PNG



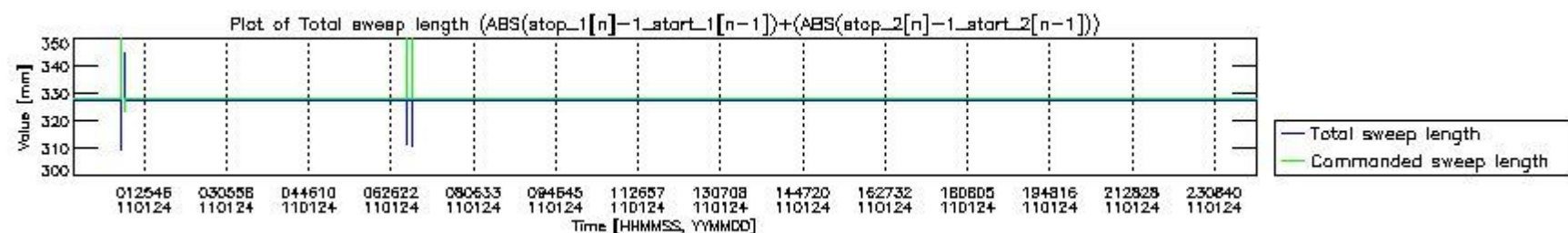
mipas_daily_report_level0_KSPT_L0_4504_N_20110124_3.PNG



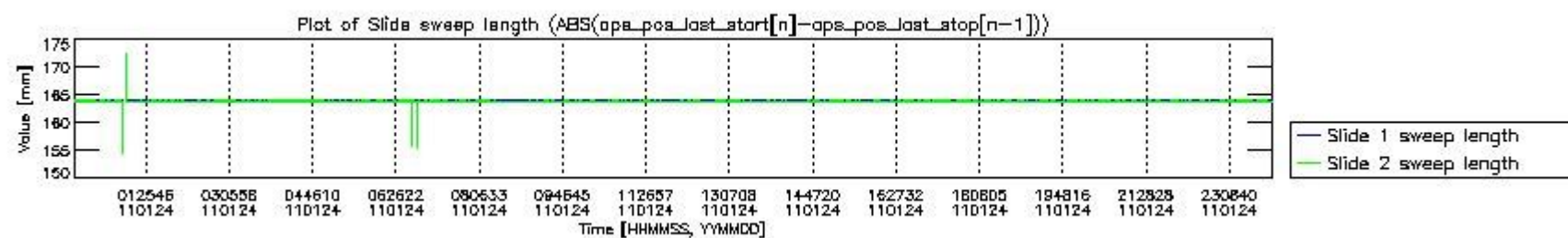
mipas_daily_report_level0_KSPT_L0_4504_N_20110124_4.PNG



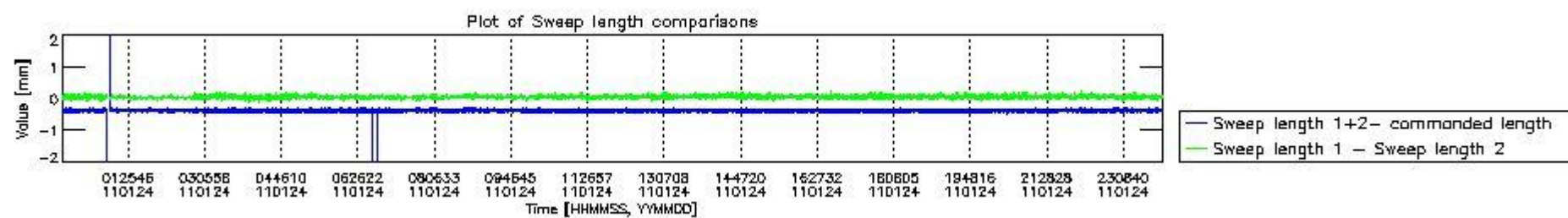
mipas_daily_report_level0_KSPT_L0_4504_N_20110124_5.PNG



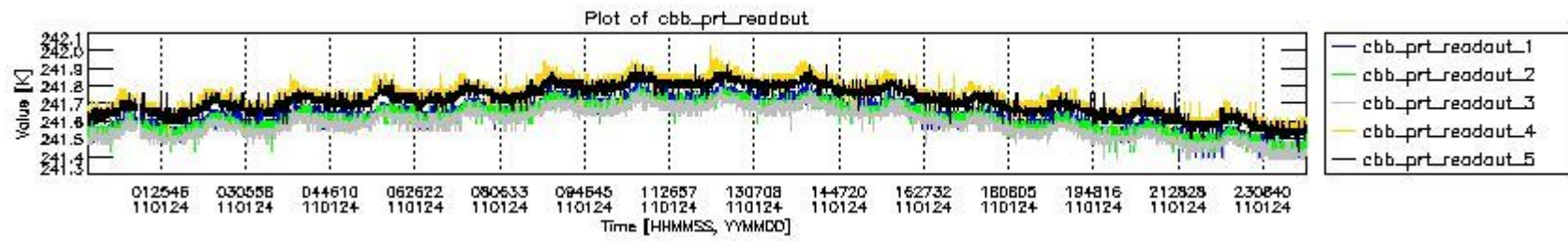
mipas_daily_report_level0_KSPT_L0_4504_N_20110124_6.PNG



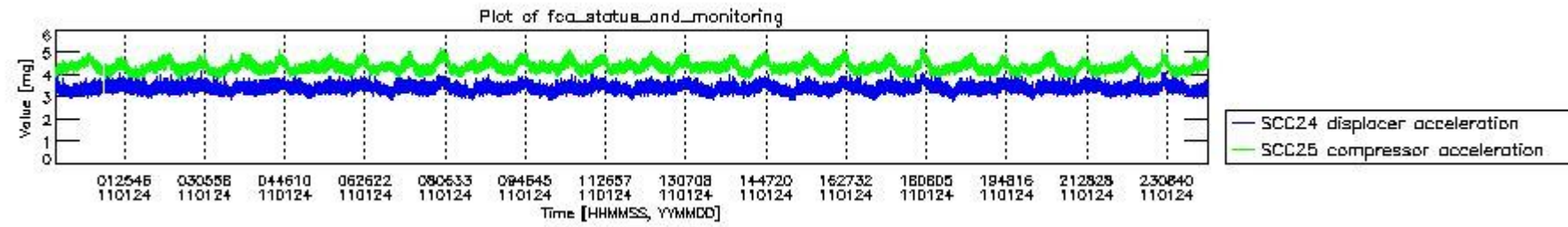
mipas_daily_report_level0_KSPT_L0_4504_N_20110124_7.PNG



mipas_daily_report_level0_KSPT_L0_4504_N_20110124_8.PNG



mipas_daily_report_level0_KSPT_L0_4504_N_20110124_9.PNG

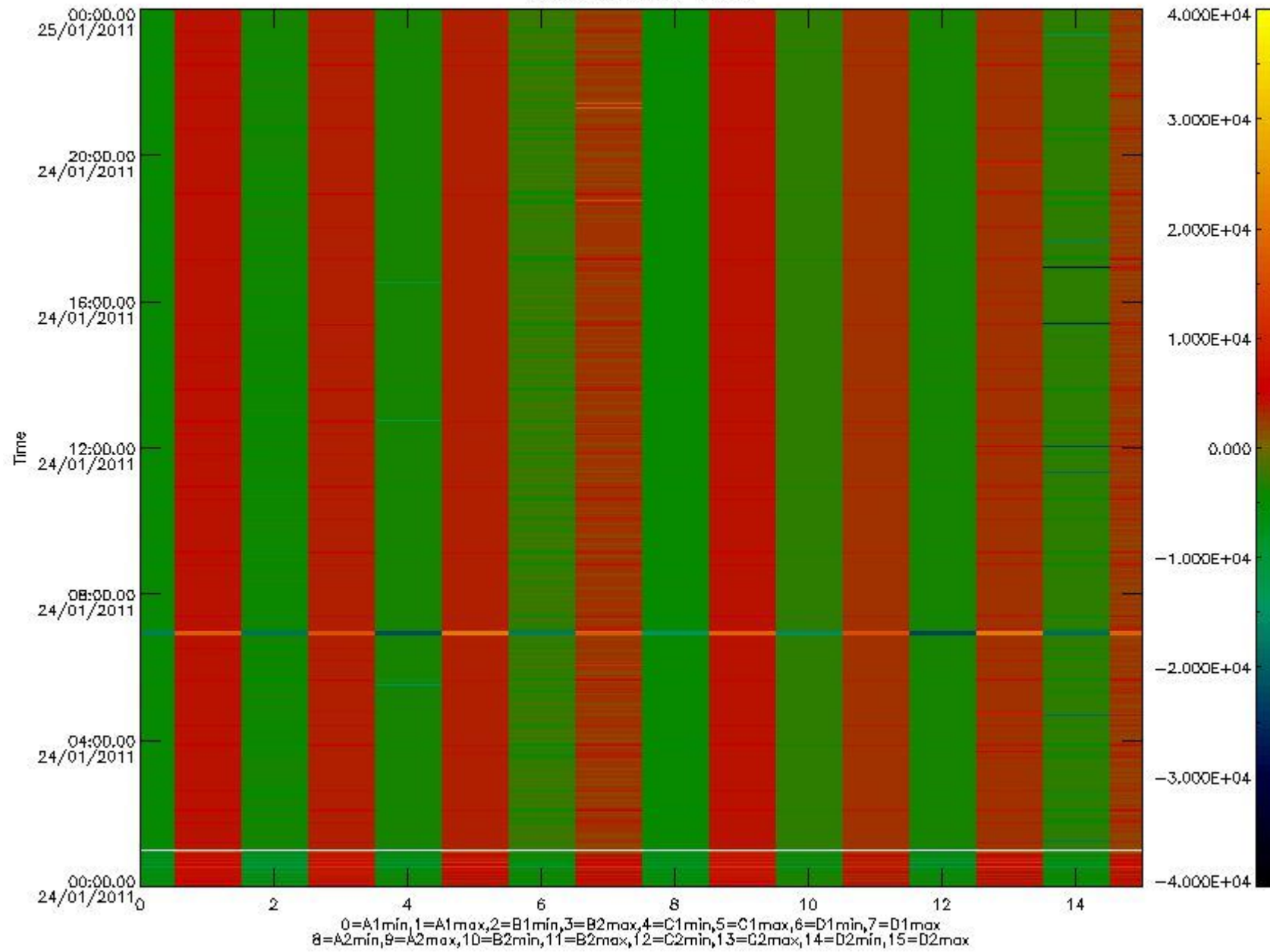


mipas_daily_report_level0_KSPT_L0_4504_N_20110124_10.PNG

The following table shows channel statistics for all channels for this day.

| Channel | Min | Max | ADC |
|---------|--------|-------|-------|
| A1 | -17578 | 18589 | 16bit |
| B1 | -18977 | 16497 | 16bit |
| C1 | -24502 | 22006 | 16bit |
| D1 | -26562 | 32767 | 16bit |
| A2 | -15254 | 18721 | 16bit |
| B2 | -17000 | 16705 | 16bit |
| C2 | -23064 | 24425 | 16bit |
| D2 | -32768 | 28564 | 16bit |

MIPNLOP_MIPSOUPAC_aux_fields_igm_cal, channel statistics plot
Colour indicates value.



mipas_daily_report_level0_KSPT_L0_4504_N_20110124_11.PNG

0.3 ADF monitoring

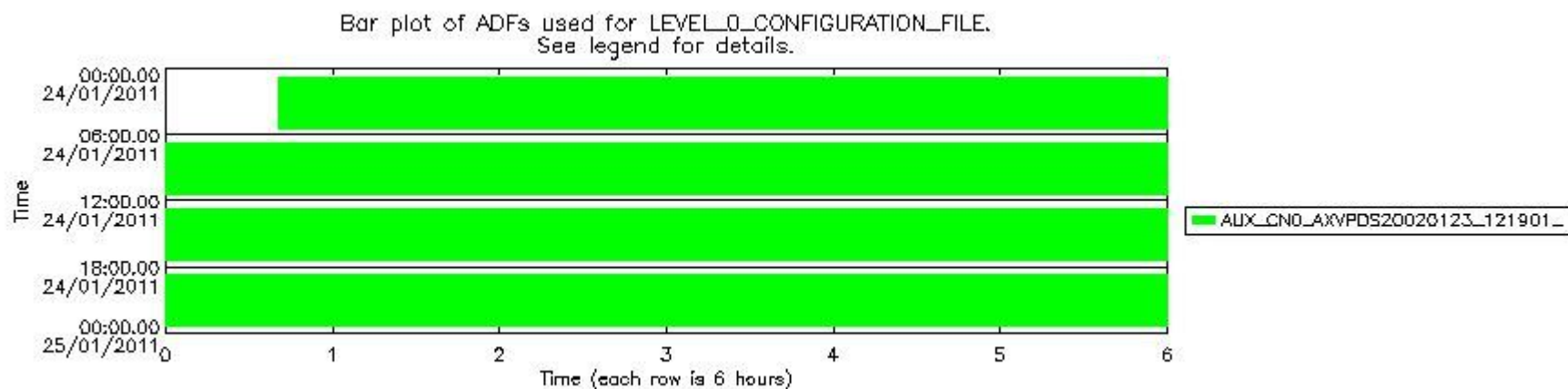
The use of ADFs is shown in two ways:

1. By means of two tables that can be used to find the ADF used for a specific product.
2. By means of plots that show changes in ADF using colours.

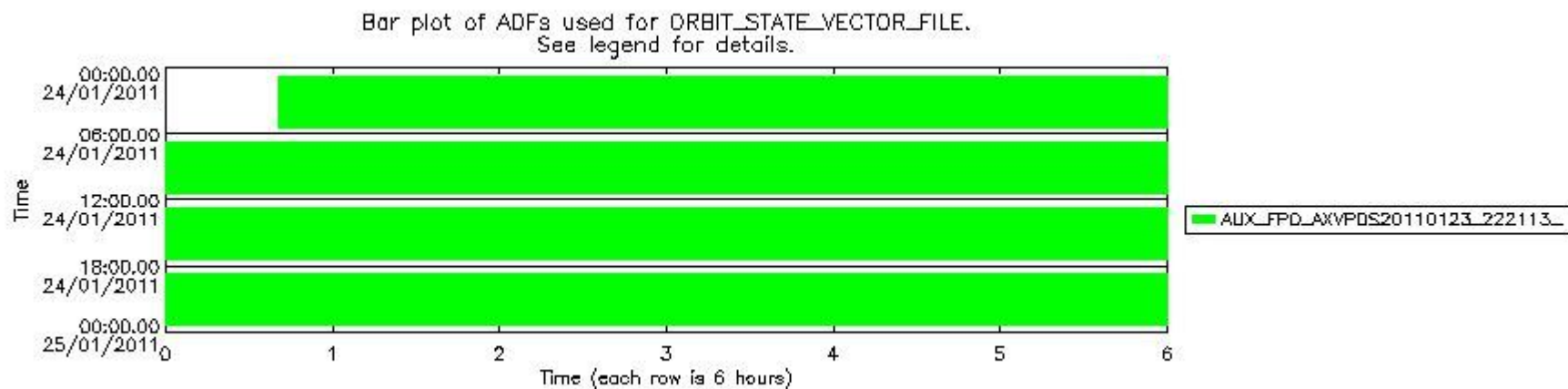
| Number | ADF |
|--------|---|
| 0 | AUX_CN0_AXVPDS20020123_121901_20020101_000000_20200101_000000 |
| 1 | AUX_FPO_AXVPDS20110123_222113_20110123_195256_20110202_202634 |

| Number | Product name | #CN0 | #FPO |
|--------|---|------|------|
| 0 | MIP_NL_0PNPDE20110124_004051_000058303098_00404_46539_2779.N1 | 0 | 1 |


| | | | |
|----|--|---|---|
| 1 | MIP_NL__0PNPDE20110124_021701_000045773098_00405_46540_2780.N1 | 0 | 1 |
| 2 | MIP_NL__0PNPDE20110124_033245_000062033098_00406_46541_2781.N1 | 0 | 1 |
| 3 | MIP_NL__0PNPDE20110124_051534_000060163098_00407_46542_2782.N1 | 0 | 1 |
| 4 | MIP_NL__0PNPDK20110124_065516_000040193098_00408_46543_4102.N1 | 0 | 1 |
| 5 | MIP_NL__0PNPDK20110124_080117_000061323098_00409_46544_4103.N1 | 0 | 1 |
| 6 | MIP_NL__0PNPDK20110124_094209_000059873098_00410_46545_4104.N1 | 0 | 1 |
| 7 | MIP_NL__0PNPDK20110124_112033_000060333098_00411_46546_4105.N1 | 0 | 1 |
| 8 | MIP_NL__0PNPDK20110124_130006_000060523098_00412_46547_4106.N1 | 0 | 1 |
| 9 | MIP_NL__0PNPDK20110124_143957_000058703098_00413_46548_4107.N1 | 0 | 1 |
| 10 | MIP_NL__0PNPDK20110124_161712_000058583098_00414_46549_4108.N1 | 0 | 1 |
| 11 | MIP_NL__0PNPDK20110124_175350_000059713098_00415_46550_4109.N1 | 0 | 1 |
| 12 | MIP_NL__0PNPDK20110124_193125_000061593098_00416_46551_4110.N1 | 0 | 1 |
| 13 | MIP_NL__0PNPDE20110124_211205_000043063098_00417_46552_2783.N1 | 0 | 1 |
| 14 | MIP_NL__0PNPDE20110124_222248_000061383098_00417_46552_2784.N1 | 0 | 1 |

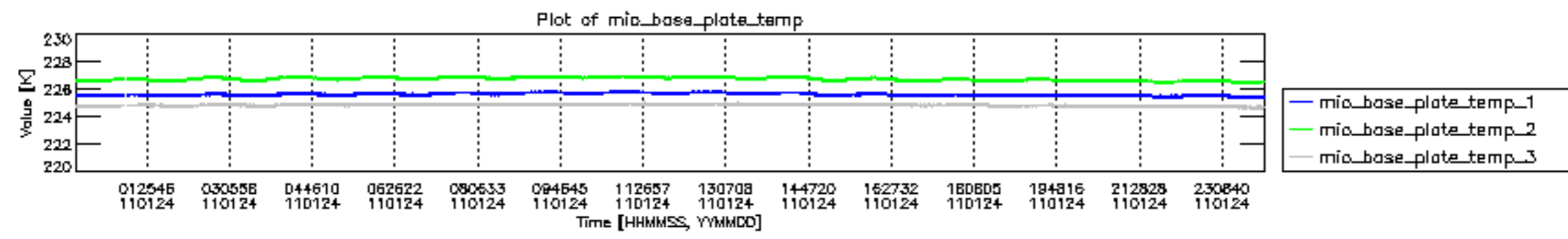


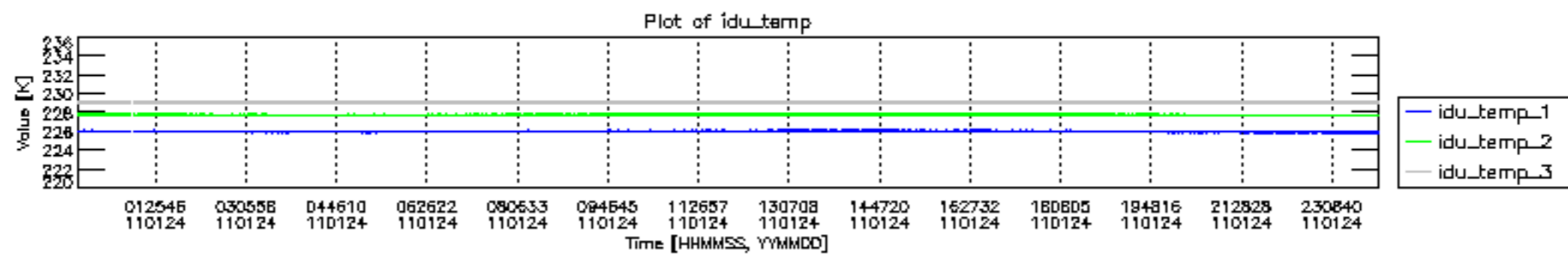
mipas_daily_report_level0_KSPT_L0_4504_N_20110124_12.PNG

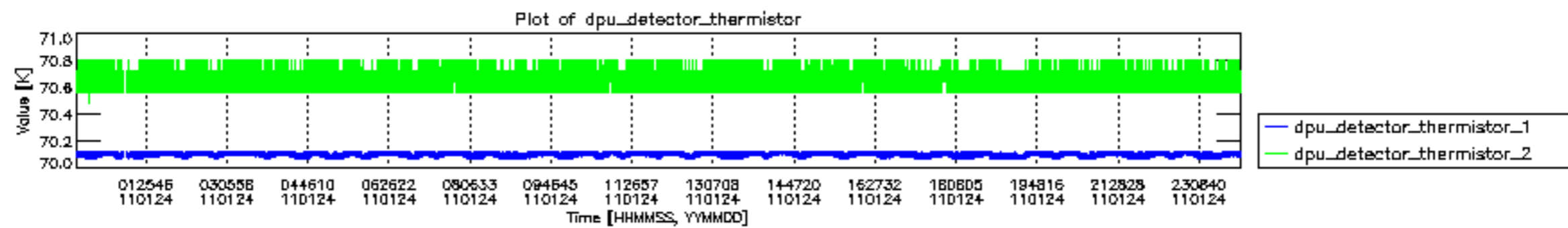


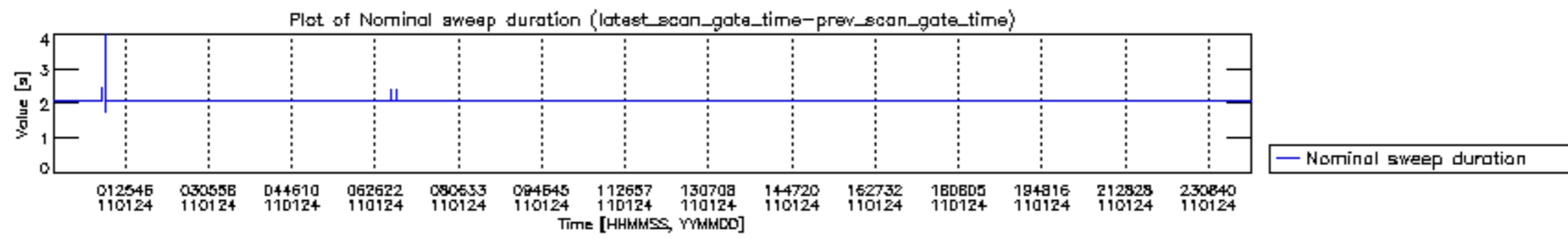
mipas_daily_report_level0_KSPT_L0_4504_N_20110124_13.PNG

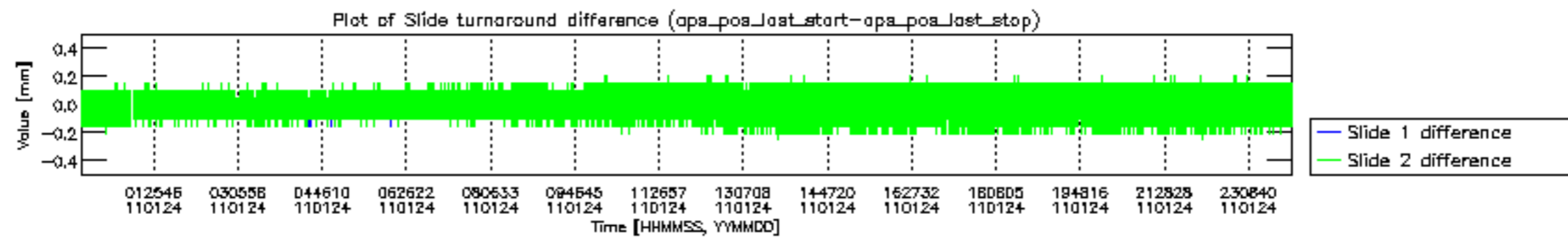





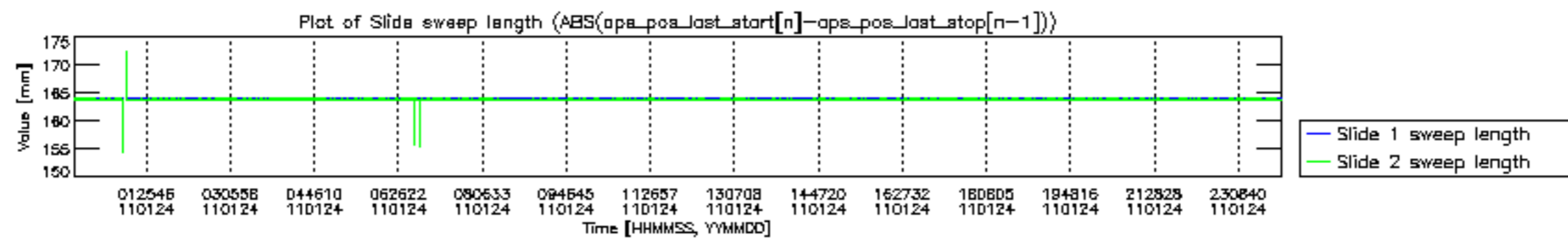


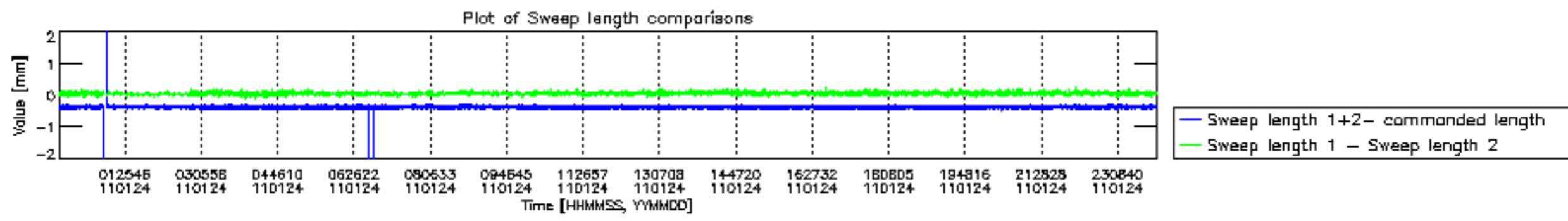


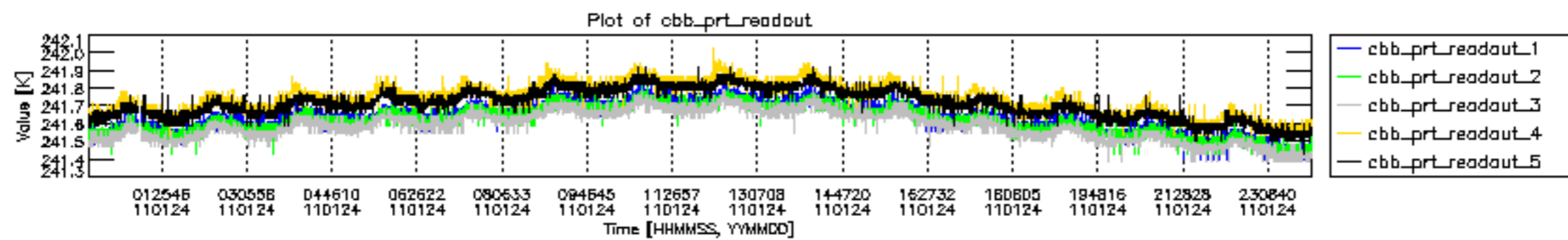


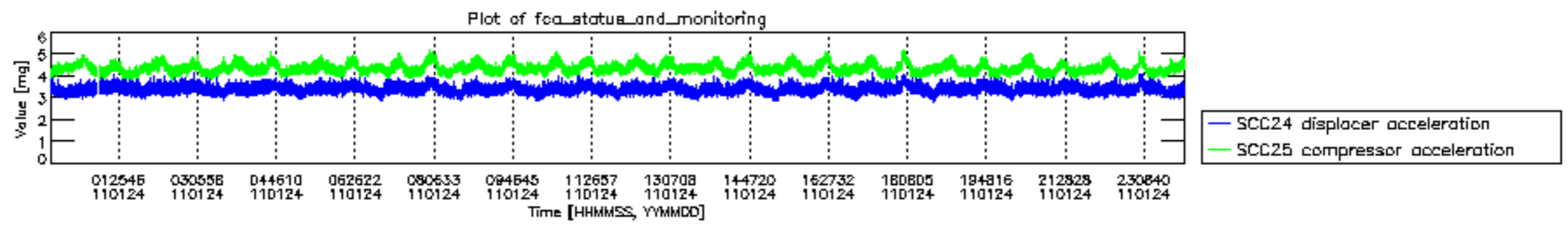












MIPNLOP_MIPSOUPAC_aux_fields_igm_cal, channel statistics plot
 Colour indicates value.

