

## 0. MIPAS Daily Report for level 0 products

### [0.1 General Info](#)

### [0.2 Instrument Operational Performance Parameters](#)

### [0.3 ADF monitoring](#)

## 0.1 General Info

This report contains a daily analysis on parameters extracted from MIPAS level 0 data (The MIP\_NL\_\_0P product).

### 0.1.1 Report summary

The table below shows general characteristics of the data that are included into this report.

| Item                                     | Value                                    |
|--|--|
| Report version                           | v1.6 08-11-2010                          |
| Time of report generation                | 22JAN2011 05:23:32                       |
| Data source version                      | KSPT_L0/4504-N                           |
| Processing scope for products            | 17JAN2011 00:00:00 to 18JAN2011 00:00:00 |
| Start time of first product within scope | 17JAN2011 01:37:42                       |
| Stop time of last product within scope   | 18JAN2011 01:02:15                       |
| Total number of level 0 products         | 15                                       |
| Number of level 0 products with errors   | 0  |

### 0.1.2 Product Quality Indicators per product

The following table shows a summary for each product used in this report.

| #  | Product name   | Start time         | Stop time          | Prod err | ISP err sign | ISP miss sign | ISP disc sign | rs sign |
|----|--|--------------------|--------------------|----------|--------------|---------------|---------------|---------|
| 0  | MIP_NL__0PNPDE20110117_013742_000043063098_00304_46439_2730.N1 | 17JAN2011 01:37:42 | 17JAN2011 02:49:28 | 0        | 0            | 0             | 0             | 0       |
| 1  | MIP_NL__0PNPDE20110117_024854_000061803098_00305_46440_2731.N1 | 17JAN2011 02:48:54 | 17JAN2011 04:31:54 | 0        | 0            | 0             | 0             | 0       |
| 2  | MIP_NL__0PNPDE20110117_043123_000060583098_00306_46441_2732.N1 | 17JAN2011 04:31:23 | 17JAN2011 06:12:21 | 0        | 0            | 0             | 0             | 0       |
| 3  | MIP_NL__0PNPDK20110117_061150_000040863098_00307_46442_4041.N1 | 17JAN2011 06:11:50 | 17JAN2011 07:19:56 | 0        | 0            | 0             | 0             | 0       |
| 4  | MIP_NL__0PNPDK20110117_071858_000061693098_00308_46443_4042.N1 | 17JAN2011 07:18:58 | 17JAN2011 09:01:47 | 0        | 0            | 0             | 0             | 0       |
| 5  | MIP_NL__0PNPDK20110117_090008_000059463098_00309_46444_4043.N1 | 17JAN2011 09:00:08 | 17JAN2011 10:39:14 | 0        | 0            | 0             | 0             | 0       |
| 6  | MIP_NL__0PNPDK20110117_103736_000061173098_00310_46445_4044.N1 | 17JAN2011 10:37:36 | 17JAN2011 12:19:33 | 0        | 0            | 0             | 0             | 0       |
| 7  | MIP_NL__0PNPDK20110117_121753_000059233098_00311_46446_4045.N1 | 17JAN2011 12:17:53 | 17JAN2011 13:56:35 | 0        | 0            | 0             | 0             | 0       |
| 8  | MIP_NL__0PNPDK20110117_135529_000059643098_00312_46447_4046.N1 | 17JAN2011 13:55:29 | 17JAN2011 15:34:53 | 0        | 0            | 0             | 0             | 0       |
| 9  | MIP_NL__0PNPDK20110117_153407_000058603098_00313_46448_4047.N1 | 17JAN2011 15:34:07 | 17JAN2011 17:11:47 | 0        | 0            | 0             | 0             | 0       |
| 10 | MIP_NL__0PNPDK20110117_171046_000058773098_00314_46449_4048.N1 | 17JAN2011 17:10:46 | 17JAN2011 18:48:43 | 0        | 0            | 0             | 0             | 0       |
| 11 | MIP_NL__0PNPDK20110117_184736_000060423098_00315_46450_4049.N1 | 17JAN2011 18:47:36 | 17JAN2011 20:28:18 | 0        | 0            | 0             | 0             | 0       |
| 12 | MIP_NL__0PNPDE20110117_202635_000045313098_00316_46451_2733.N1 | 17JAN2011 20:26:35 | 17JAN2011 21:42:07 | 0        | 0            | 0             | 0             | 0       |
| 13 | MIP_NL__0PNPDE20110117_214110_000061483098_00316_46451_2734.N1 | 17JAN2011 21:41:10 | 17JAN2011 23:23:39 | 0        | 0            | 0             | 0             | 0       |
| 14 | MIP_NL__0PNPDE20110117_232234_000059813098_00317_46452_2735.N1 | 17JAN2011 23:22:34 | 18JAN2011 01:02:15 | 0        | 0            | 0             | 0             | 0       |

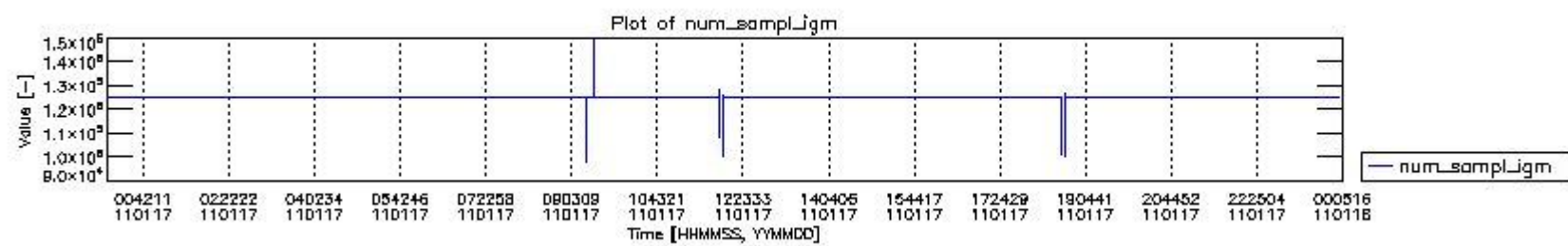
## 0.2 Instrument Operational Performance Parameters

The following plots give an overview of various instrument parameters for this day. The instrument parameters are part of the auxiliary data field within the source packets of the MIP\_NL\_\_0P product. The auxiliary data is normally included twice per interferogram. Note that only the first packet is currently included in monitoring.

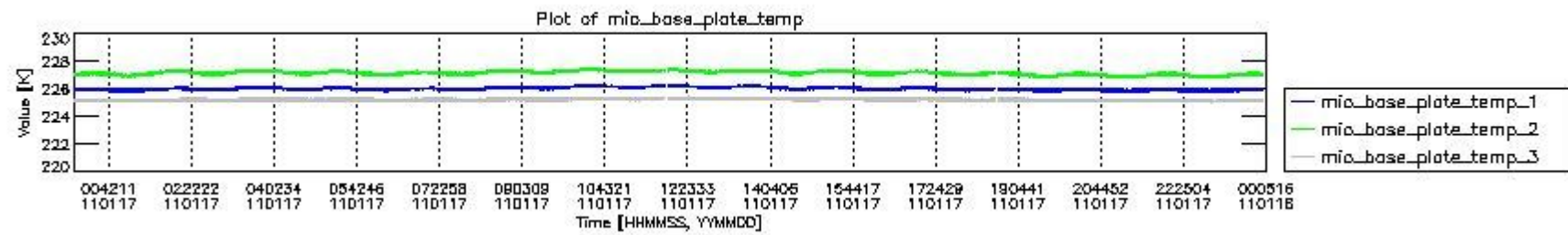
The following table shows the counts of various interferogram number of samples

| Number of igm samples | Count [#] | Count [%]    |
|-----------------------|-----------|--------------|
| 98058                 | 1         | 0.0024154589 |
| 100185                | 1         | 0.0024154589 |
| 100632                | 1         | 0.0024154589 |

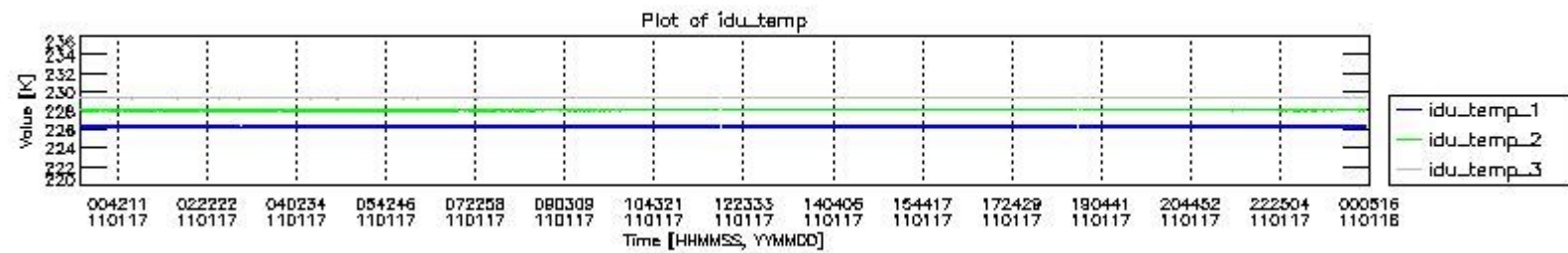
|        |       |              |
|--------|-------|--------------|
| 101030 | 1     | 0.0024154589 |
| 101363 | 1     | 0.0024154589 |
| 102849 | 1     | 0.0024154589 |
| 108276 | 1     | 0.0024154589 |
| 111884 | 1     | 0.0024154589 |
| 121495 | 1     | 0.0024154589 |
| 122981 | 1     | 0.0024154589 |
| 124800 | 38287 | 92.480676    |
| 124803 | 3095  | 7.4758454    |
| 125437 | 1     | 0.0024154589 |
| 125884 | 1     | 0.0024154589 |
| 126074 | 1     | 0.0024154589 |
| 126968 | 1     | 0.0024154589 |
| 127233 | 1     | 0.0024154589 |
| 128411 | 1     | 0.0024154589 |
| 147365 | 1     | 0.0024154589 |
| 149798 | 1     | 0.0024154589 |



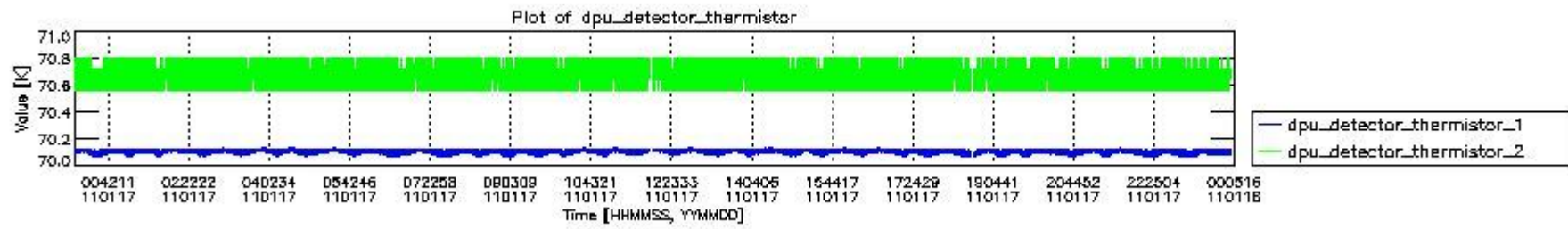
mipas\_daily\_report\_level0\_KSPT\_L0\_4504\_N\_20110117\_0.PNG



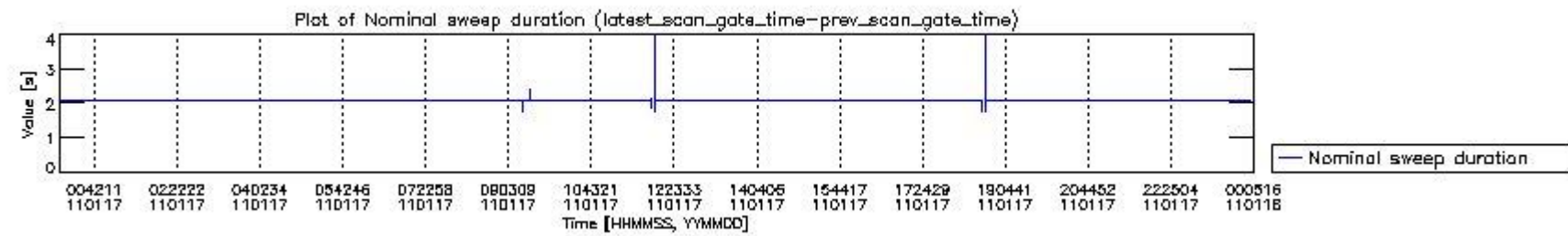
mipas\_daily\_report\_level0\_KSPT\_L0\_4504\_N\_20110117\_1.PNG



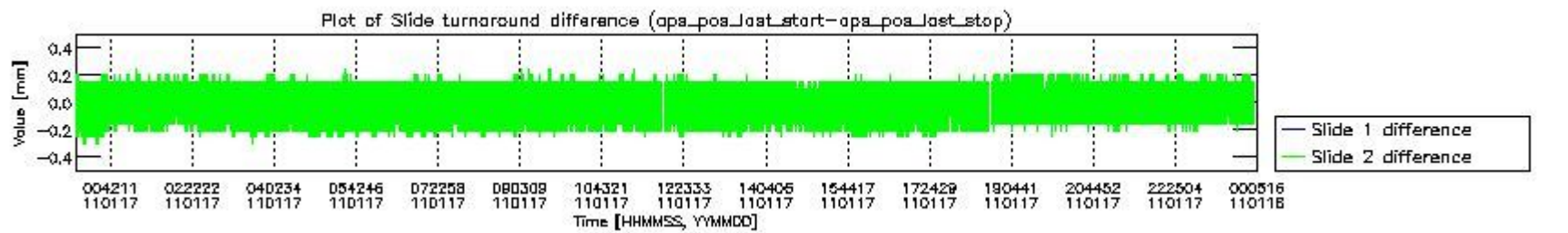
mipas\_daily\_report\_level0\_KSPT\_L0\_4504\_N\_20110117\_2.PNG




mipas\_daily\_report\_level0\_KSPT\_L0\_4504\_N\_20110117\_3.PNG



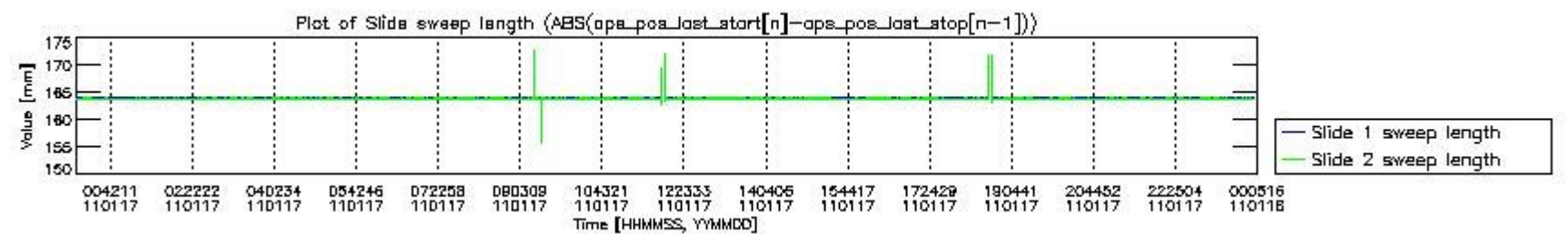
mipas\_daily\_report\_level0\_KSPT\_L0\_4504\_N\_20110117\_4.PNG



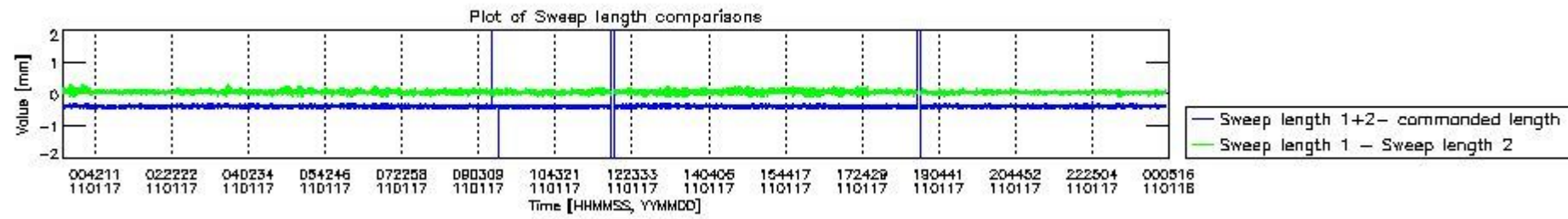
mipas\_daily\_report\_level0\_KSPT\_L0\_4504\_N\_20110117\_5.PNG



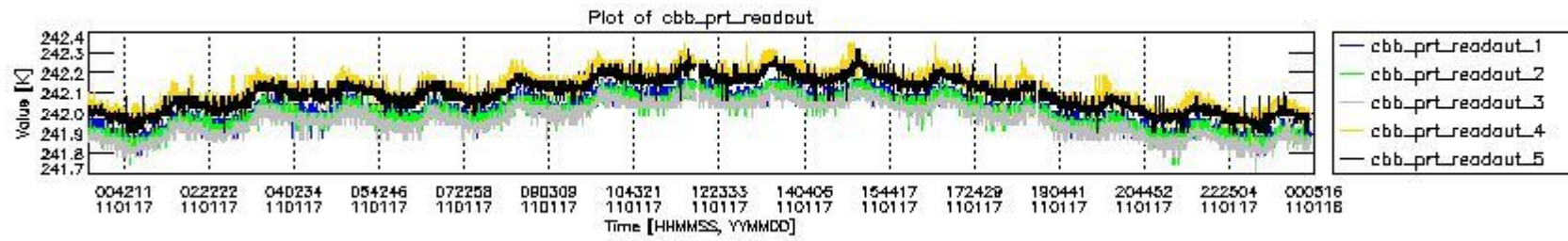
mipas\_daily\_report\_level0\_KSPT\_L0\_4504\_N\_20110117\_6.PNG



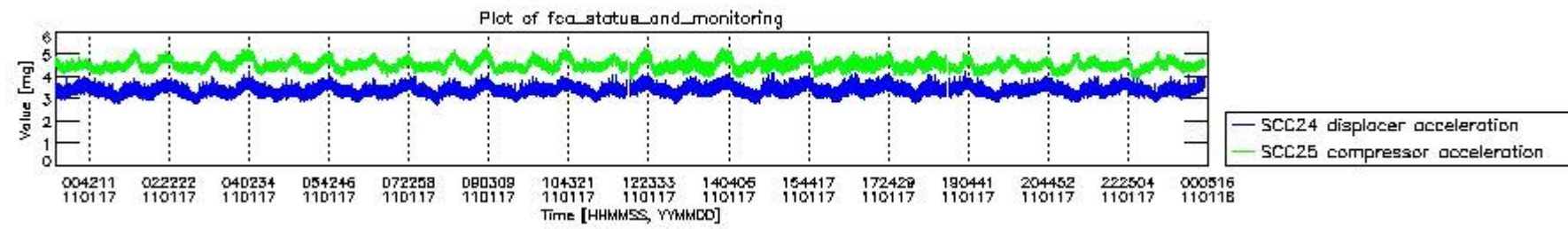
mipas\_daily\_report\_level0\_KSPT\_L0\_4504\_N\_20110117\_7.PNG



mipas\_daily\_report\_level0\_KSPT\_L0\_4504\_N\_20110117\_8.PNG



mipas\_daily\_report\_level0\_KSPT\_L0\_4504\_N\_20110117\_9.PNG

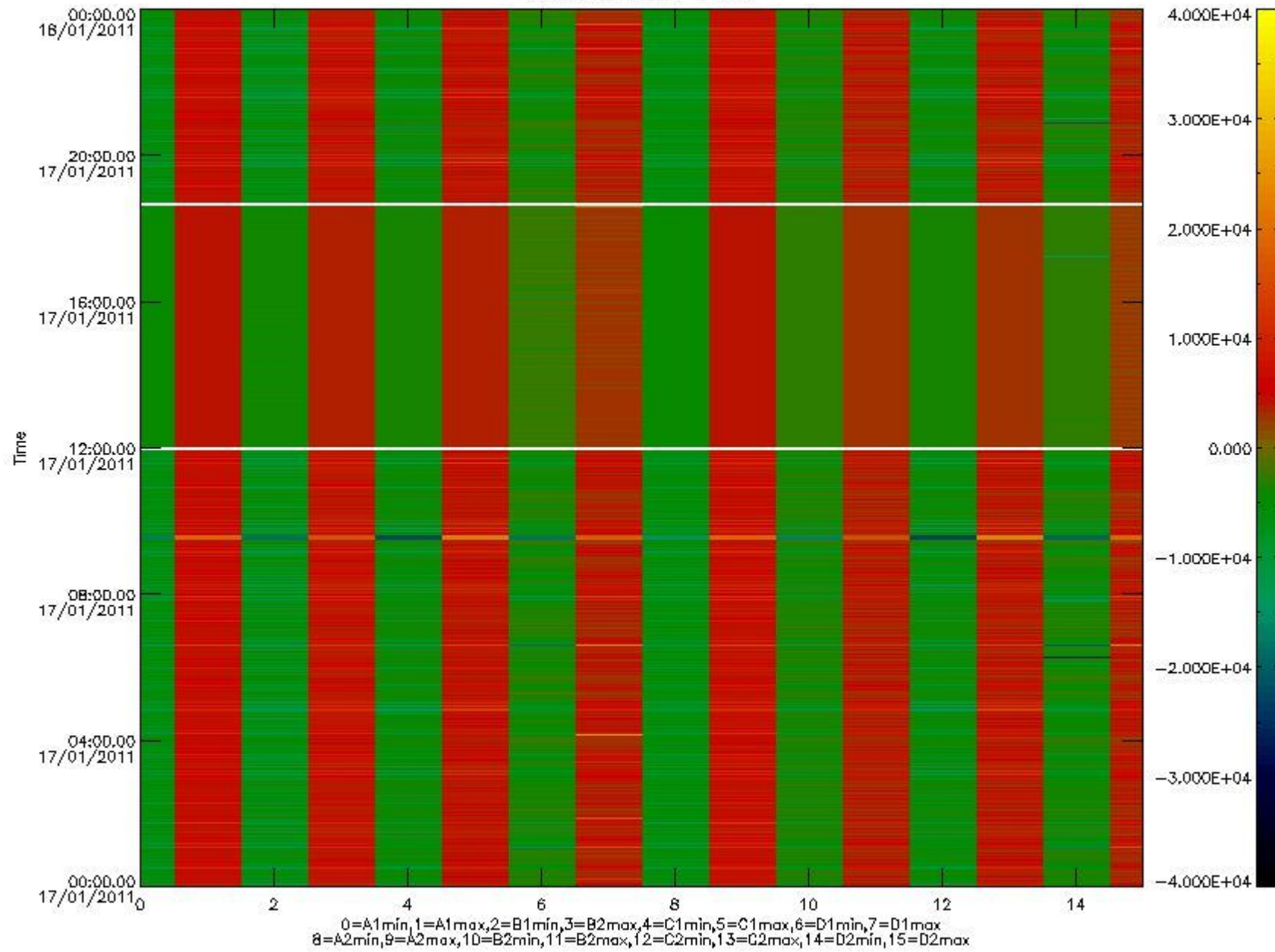


mipas\_daily\_report\_level0\_KSPT\_L0\_4504\_N\_20110117\_10.PNG

The following table shows channel statistics for all channels for this day.

| Channel | Min    | Max   | ADC   |
|---------|--------|-------|-------|
| A1      | -17684 | 18735 | 16bit |
| B1      | -19140 | 16618 | 16bit |
| C1      | -24971 | 22306 | 16bit |
| D1      | -23496 | 32767 | 16bit |
| A2      | -15328 | 18841 | 16bit |
| B2      | -17193 | 16885 | 16bit |
| C2      | -23386 | 24162 | 16bit |
| D2      | -32768 | 27342 | 16bit |

MIPNLOP\_MIPSOUPAC\_aux\_fields\_igm\_cal, channel statistics plot  
Colour indicates value.



mipas\_daily\_report\_level0\_KSPT\_L0\_4504\_N\_20110117\_11.PNG

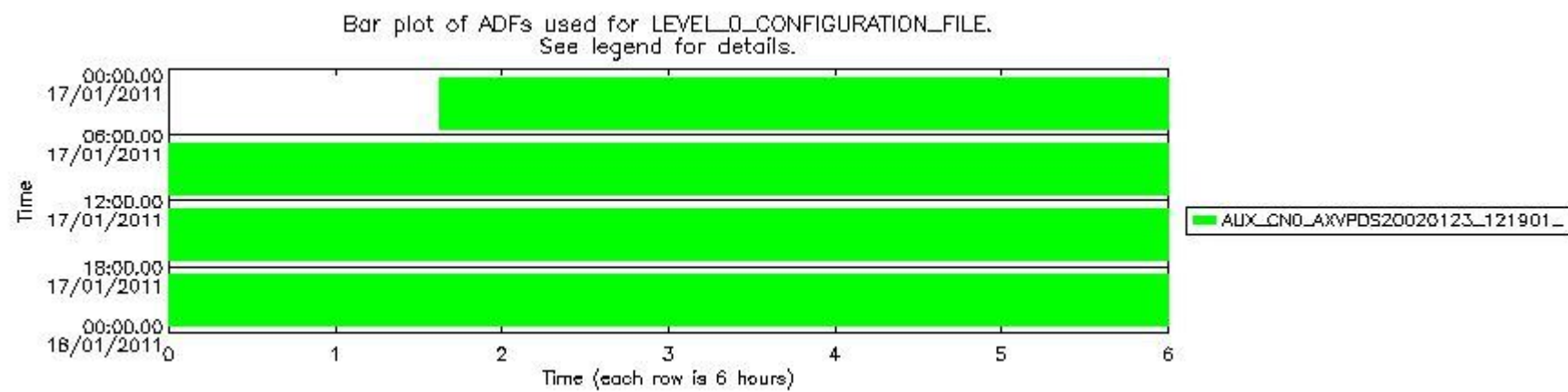
### 0.3 ADF monitoring

The use of ADFs is shown in two ways:

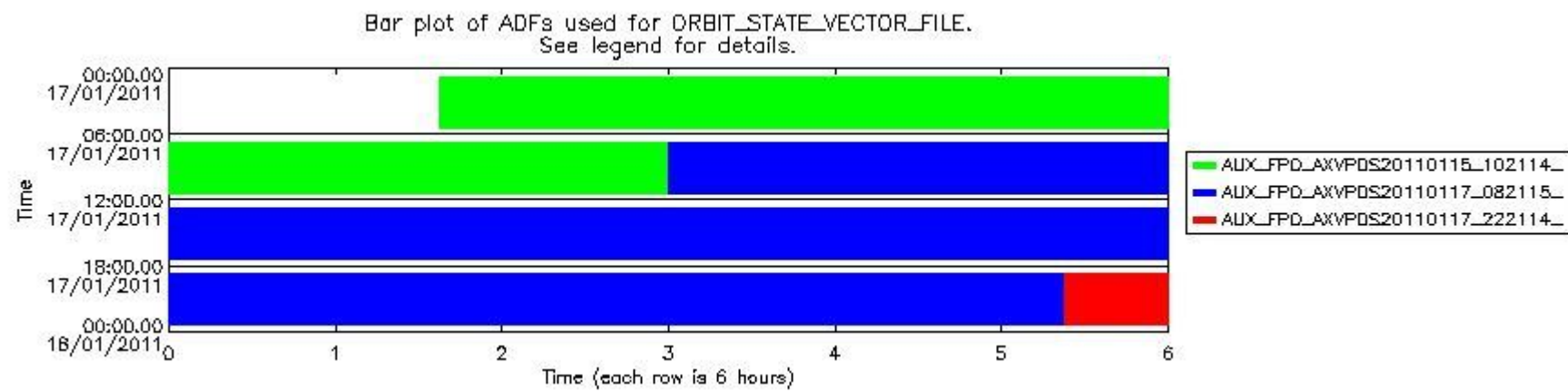
1. By means of two tables that can be used to find the ADF used for a specific product.
2. By means of plots that show changes in ADF using colours.

| Number | ADF   |
|--------|---|
| 0      | AUX_CN0_AXVPDS20020123_121901_20020101_000000_20200101_000000 |
| 1      | AUX_FPO_AXVPDS20110115_102114_20110114_184234_20110124_205626 |
| 2      | AUX_FPO_AXVPDS20110117_082115_20110116_190920_20110126_212313 |
| 3      | AUX_FPO_AXVPDS20110117_222114_20110117_183237_20110127_204629 |

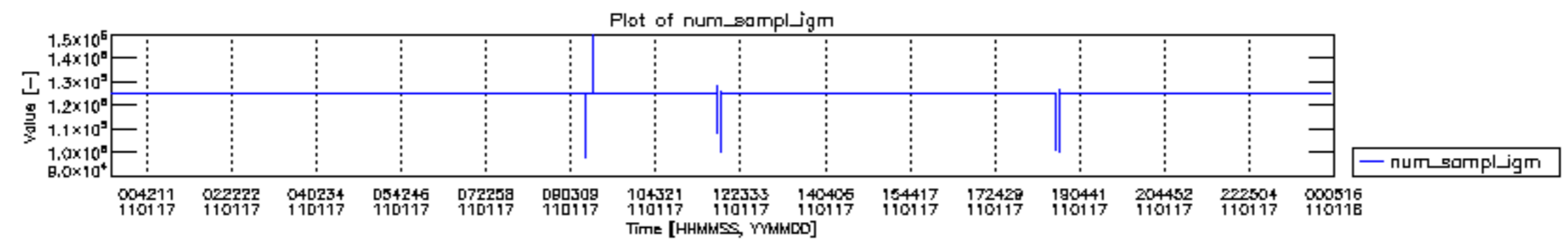
| Number | Product name   | #CNO | #FPO |
|--------|--|------|------|
| 0      | MIP_NL__0PNPDE20110117_013742_000043063098_00304_46439_2730.N1 | 0    | 1    |
| 1      | MIP_NL__0PNPDE20110117_024854_000061803098_00305_46440_2731.N1 | 0    | 1    |
| 2      | MIP_NL__0PNPDE20110117_043123_000060583098_00306_46441_2732.N1 | 0    | 1    |
| 3      | MIP_NL__0PNPDK20110117_061150_000040863098_00307_46442_4041.N1 | 0    | 1    |
| 4      | MIP_NL__0PNPDK20110117_071858_000061693098_00308_46443_4042.N1 | 0    | 1    |
| 5      | MIP_NL__0PNPDK20110117_090008_000059463098_00309_46444_4043.N1 | 0    | 2    |
| 6      | MIP_NL__0PNPDK20110117_103736_000061173098_00310_46445_4044.N1 | 0    | 2    |
| 7      | MIP_NL__0PNPDK20110117_121753_000059233098_00311_46446_4045.N1 | 0    | 2    |
| 8      | MIP_NL__0PNPDK20110117_135529_000059643098_00312_46447_4046.N1 | 0    | 2    |
| 9      | MIP_NL__0PNPDK20110117_153407_000058603098_00313_46448_4047.N1 | 0    | 2    |
| 10     | MIP_NL__0PNPDK20110117_171046_000058773098_00314_46449_4048.N1 | 0    | 2    |
| 11     | MIP_NL__0PNPDK20110117_184736_000060423098_00315_46450_4049.N1 | 0    | 2    |
| 12     | MIP_NL__0PNPDE20110117_202635_000045313098_00316_46451_2733.N1 | 0    | 2    |
| 13     | MIP_NL__0PNPDE20110117_214110_000061483098_00316_46451_2734.N1 | 0    | 2    |
| 14     | MIP_NL__0PNPDE20110117_232234_000059813098_00317_46452_2735.N1 | 0    | 3    |

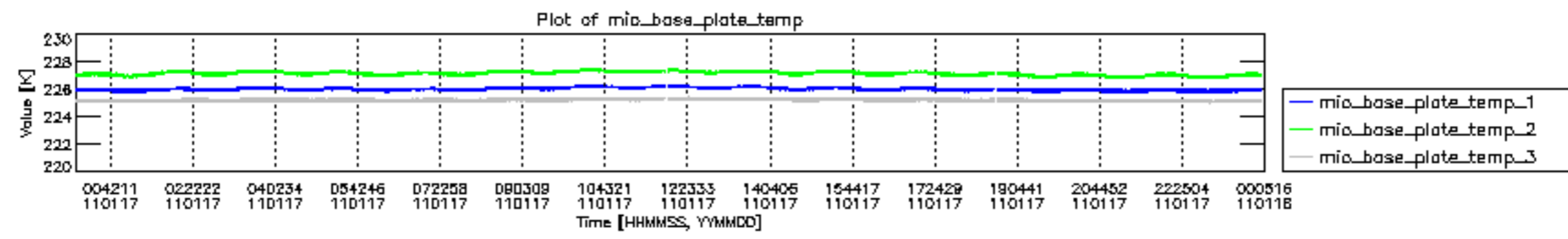


mipas\_daily\_report\_level0\_KSPT\_L0\_4504\_N\_20110117\_12.PNG

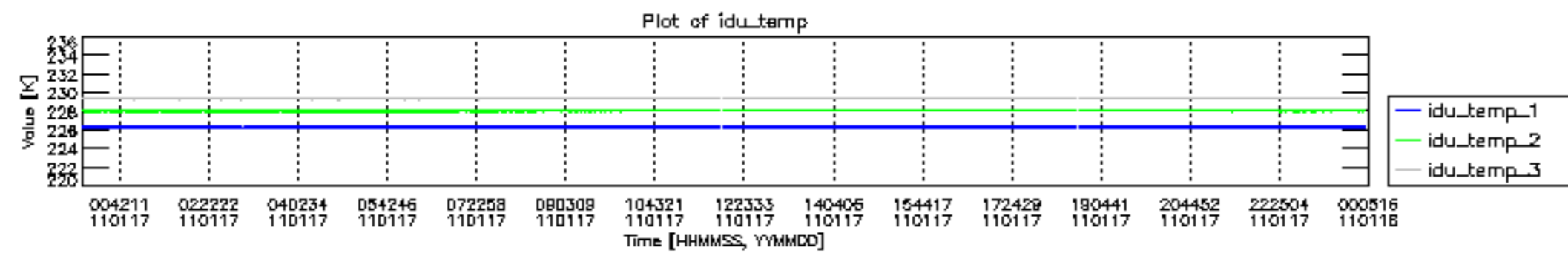


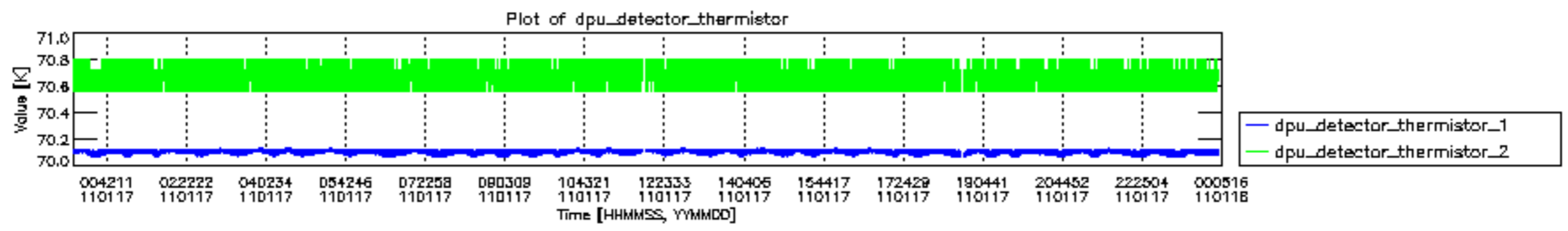
mipas\_daily\_report\_level0\_KSPT\_L0\_4504\_N\_20110117\_13.PNG

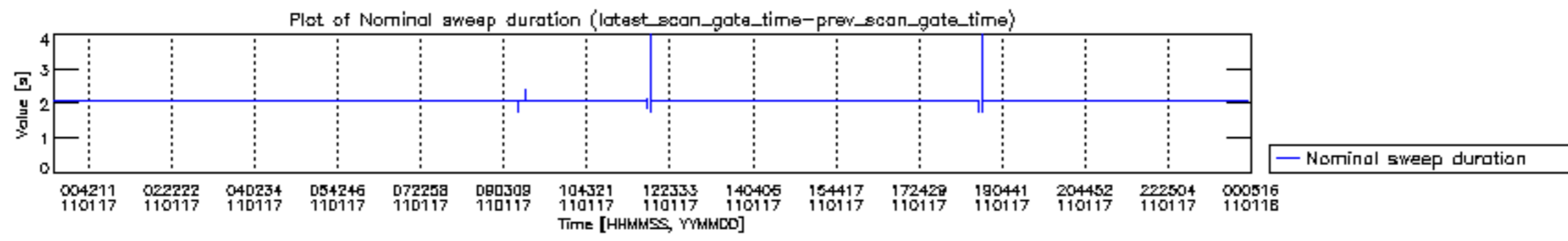


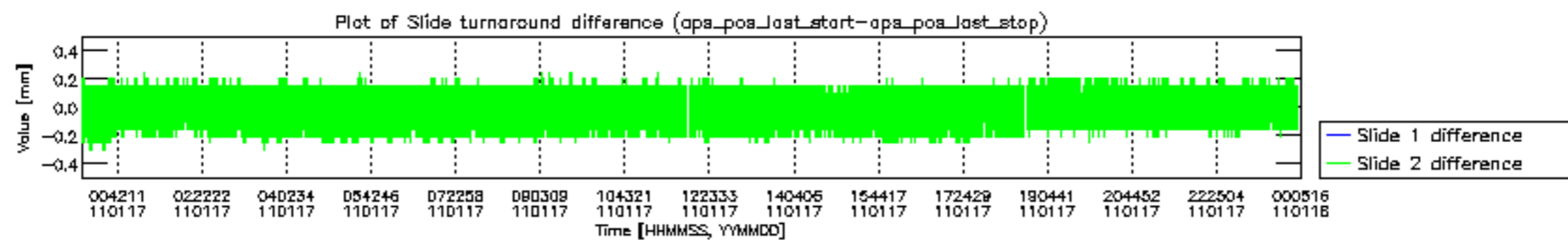





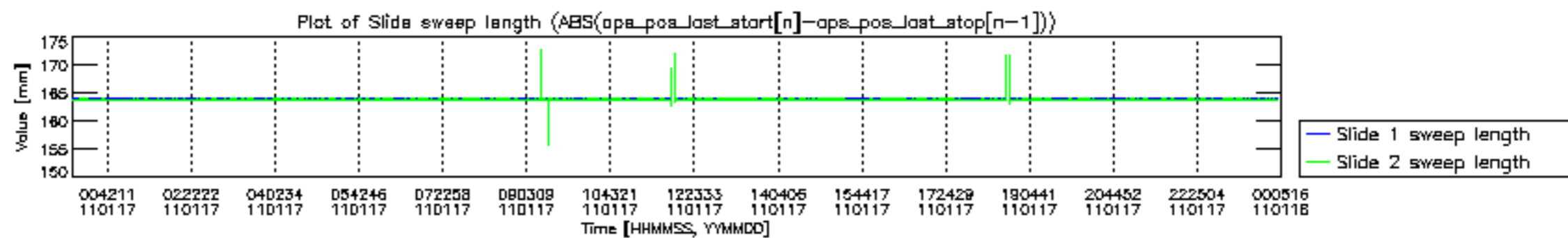


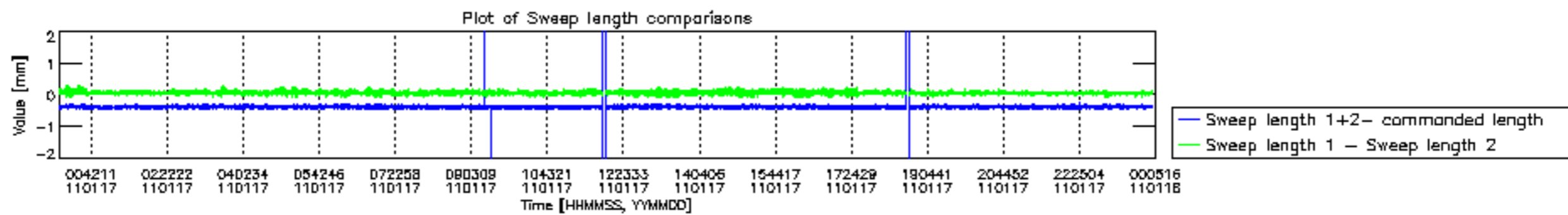


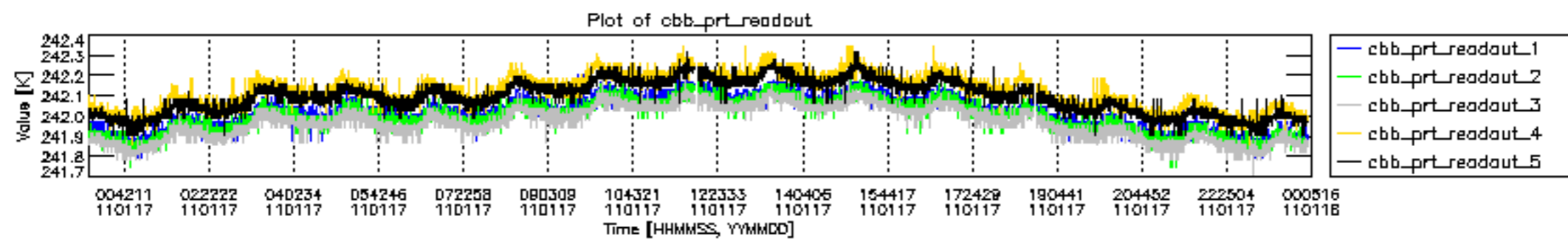




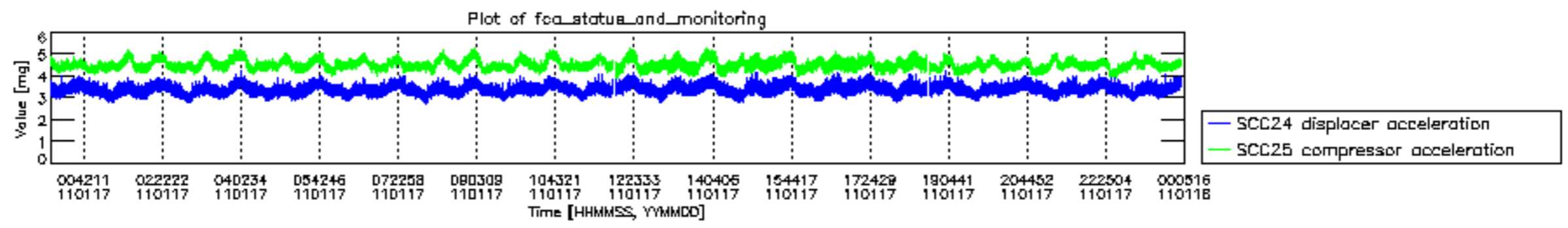












MIPNLOP\_MIPSOUPAC\_aux\_fields\_igm\_cal, channel statistics plot  
 Colour indicates value.

