

0. MIPAS Daily Report for level 0 products

[0.1 General Info](#)

[0.2 Instrument Operational Performance Parameters](#)

[0.3 ADF monitoring](#)

0.1 General Info

This report contains a daily analysis on parameters extracted from MIPAS level 0 data (The MIP_NL__0P product).

0.1.1 Report summary

The table below shows general characteristics of the data that are included into this report.

Item	Value
Report version	v1.6 08-11-2010
Time of report generation	16JAN2011 05:23:58
Data source version	KSPT_L0/4504-N
Processing scope for products	11JAN2011 00:00:00 to 12JAN2011 00:00:00
Start time of first product within scope	11JAN2011 00:17:53
Stop time of last product within scope	12JAN2011 01:21:34
Total number of level 0 products	16
Number of level 0 products with errors	0

0.1.2 Product Quality Indicators per product

The following table shows a summary for each product used in this report.

#	Product name	Start time	Stop time	Prod err	ISP err sign	ISP miss sign	ISP disc sign	rs sign
0	MIP_NL__OPNPDE20110111_001753_000059433098_00217_46352_2692.N1	11JAN2011 00:17:53	11JAN2011 01:56:56	0	0	0	0	0
1	MIP_NL__OPNPDE20110111_015557_000044123098_00218_46353_2693.N1	11JAN2011 01:55:57	11JAN2011 03:09:29	0	0	0	0	0
2	MIP_NL__OPNPDE20110111_030856_000061813098_00219_46354_2694.N1	11JAN2011 03:08:56	11JAN2011 04:51:57	0	0	0	0	0
3	MIP_NL__OPNPDE20110111_045126_000060483098_00220_46355_2695.N1	11JAN2011 04:51:26	11JAN2011 06:32:14	0	0	0	0	0
4	MIP_NL__OPNPDK20110111_063142_000040693098_00221_46356_3990.N1	11JAN2011 06:31:42	11JAN2011 07:39:32	0	0	0	0	0
5	MIP_NL__OPNPDK20110111_073833_000060503098_00222_46357_3991.N1	11JAN2011 07:38:33	11JAN2011 09:19:24	0	0	0	0	0
6	MIP_NL__OPNPDK20110111_091747_000061313098_00223_46358_3992.N1	11JAN2011 09:17:47	11JAN2011 10:59:59	0	0	0	0	0
7	MIP_NL__OPNPDK20110111_105821_000059563098_00224_46359_3993.N1	11JAN2011 10:58:21	11JAN2011 12:37:36	0	0	0	0	0
8	MIP_NL__OPNPDK20110111_123636_000060163098_00225_46360_3994.N1	11JAN2011 12:36:36	11JAN2011 14:16:52	0	0	0	0	0
9	MIP_NL__OPNPDK20110111_141558_000059523098_00226_46361_3995.N1	11JAN2011 14:15:58	11JAN2011 15:55:10	0	0	0	0	0
10	MIP_NL__OPNPDK20110111_155426_000058303098_00227_46362_3996.N1	11JAN2011 15:54:26	11JAN2011 17:31:36	0	0	0	0	0
11	MIP_NL__OPNPDK20110111_173038_000060063098_00228_46363_3997.N1	11JAN2011 17:30:38	11JAN2011 19:10:44	0	0	0	0	0
12	MIP_NL__OPNPDK20110111_190847_000059753098_00229_46364_3998.N1	11JAN2011 19:08:47	11JAN2011 20:48:21	0	0	0	0	0
13	MIP_NL__OPNPDE20110111_204637_000044433098_00230_46365_2696.N1	11JAN2011 20:46:37	11JAN2011 22:00:40	0	0	0	0	0
14	MIP_NL__OPNPDE20110111_215902_000062713098_00230_46365_2697.N1	11JAN2011 21:59:02	11JAN2011 23:43:33	0	0	0	0	0
15	MIP_NL__OPNPDE20110111_234224_000059503098_00231_46366_2698.N1	11JAN2011 23:42:24	12JAN2011 01:21:34	0	0	0	0	0

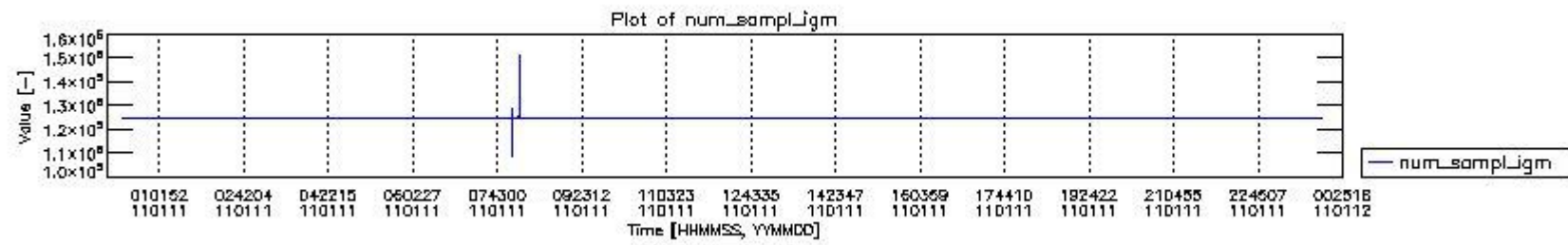
0.2 Instrument Operational Performance Parameters

The following plots give an overview of various instrument parameters for this day. The instrument parameters are part of the auxiliary data field within the source packets of the MIP_NL__0P product. The auxiliary data is normally included twice per interferogram. Note that only the first packet is currently included in monitoring.

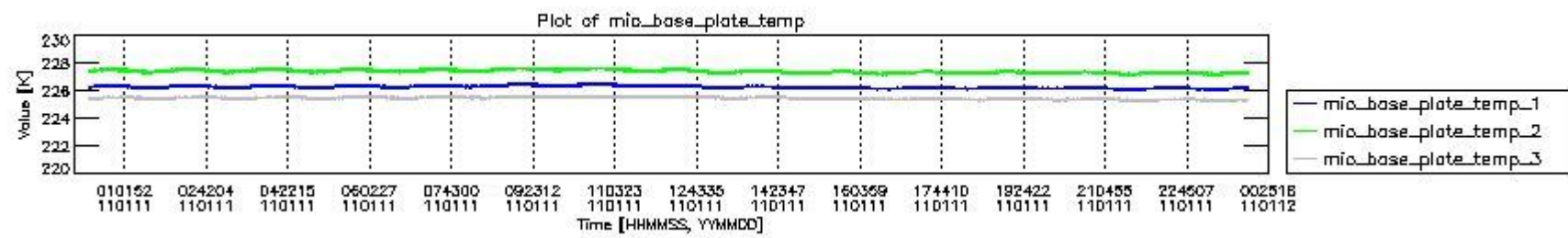
The following table shows the counts of various interferogram number of samples

Number of igm samples	Count [#]	Count [%]
108425	1	0.0024396194
112182	1	0.0024396194

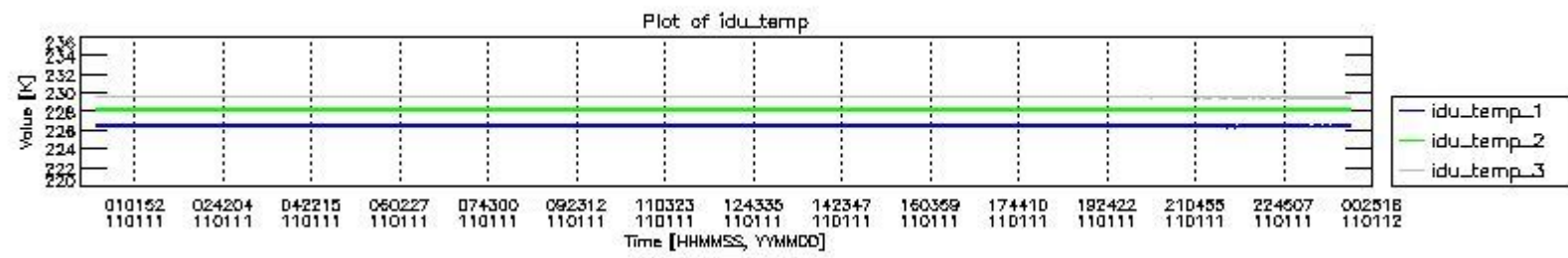
124800	37873	92.395706
124803	3111	7.5896560
127754	1	0.0024396194
128557	1	0.0024396194
147886	1	0.0024396194
150840	1	0.0024396194



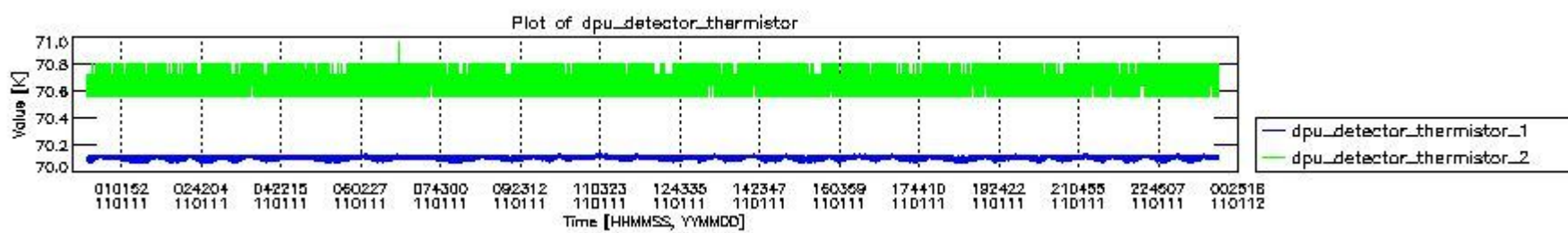
mipas_daily_report_level0_KSPT_L0_4504_N_20110111_0.PNG



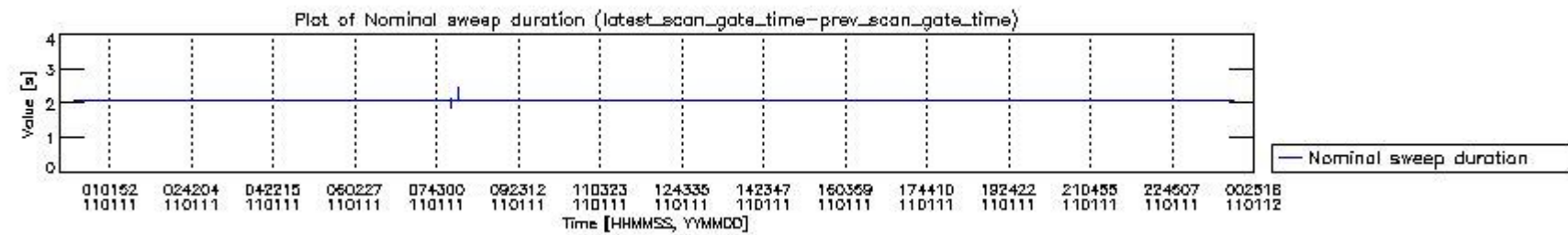
mipas_daily_report_level0_KSPT_L0_4504_N_20110111_1.PNG



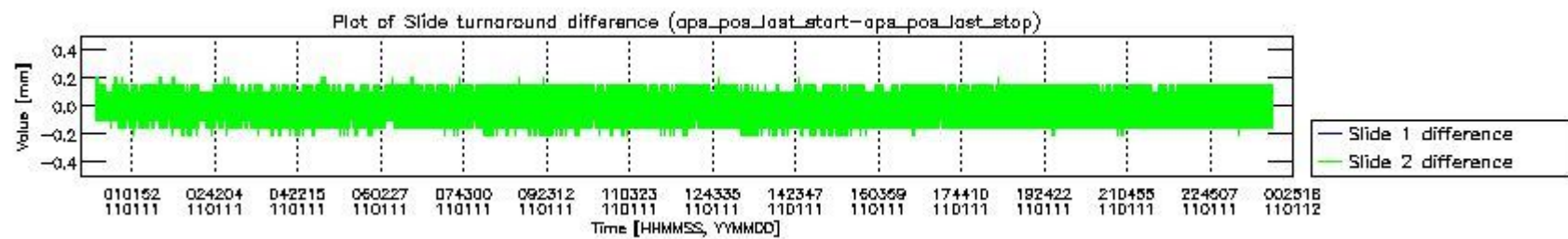
mipas_daily_report_level0_KSPT_L0_4504_N_20110111_2.PNG



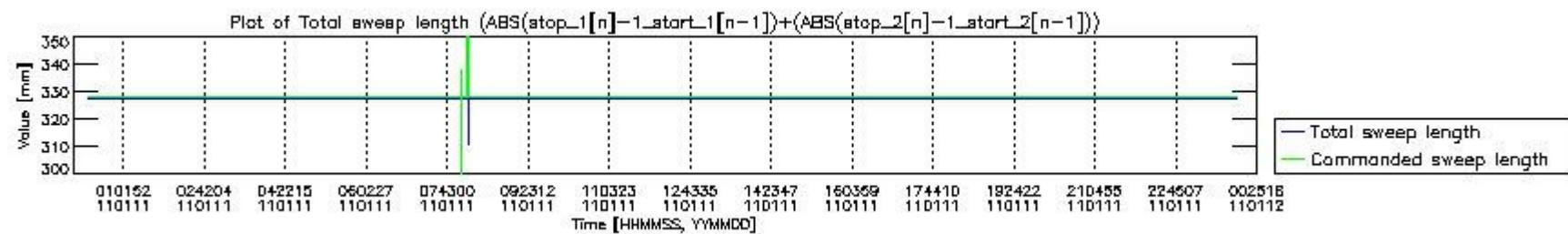
mipas_daily_report_level0_KSPT_L0_4504_N_20110111_3.PNG



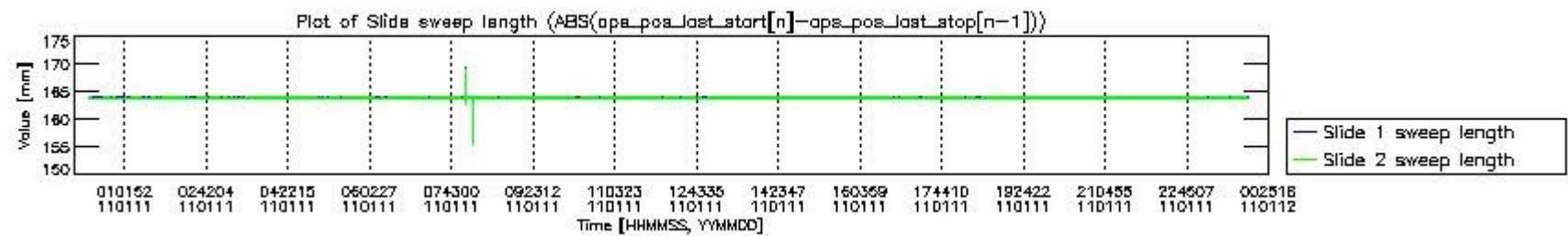
mipas_daily_report_level0_KSPT_L0_4504_N_20110111_4.PNG



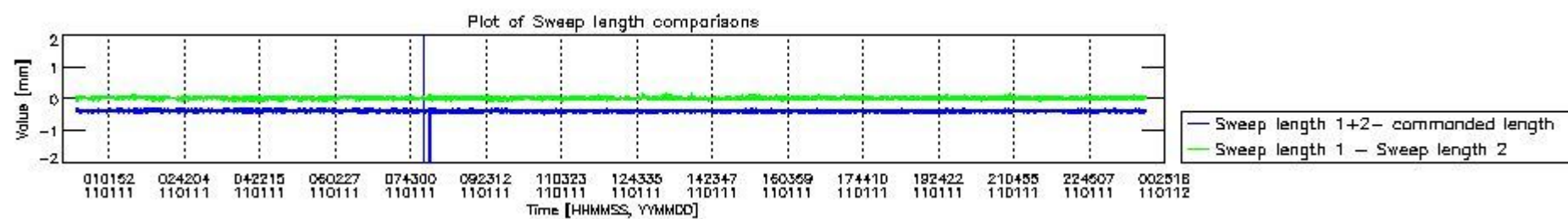
mipas_daily_report_level0_KSPT_L0_4504_N_20110111_5.PNG



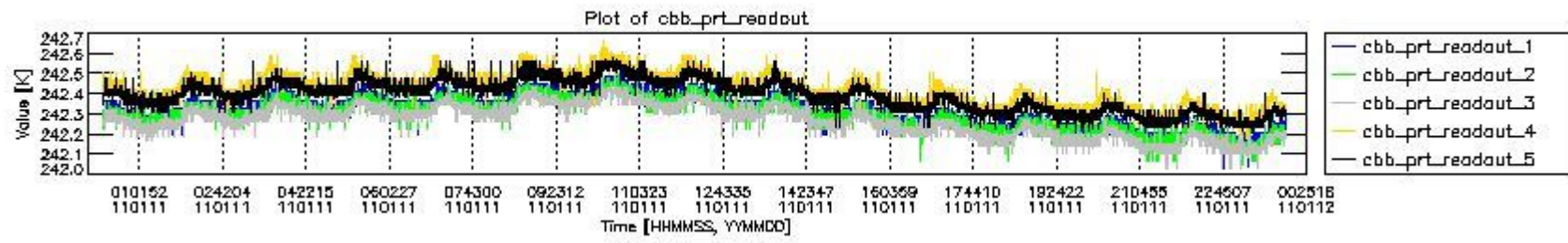
mipas_daily_report_level0_KSPT_L0_4504_N_20110111_6.PNG



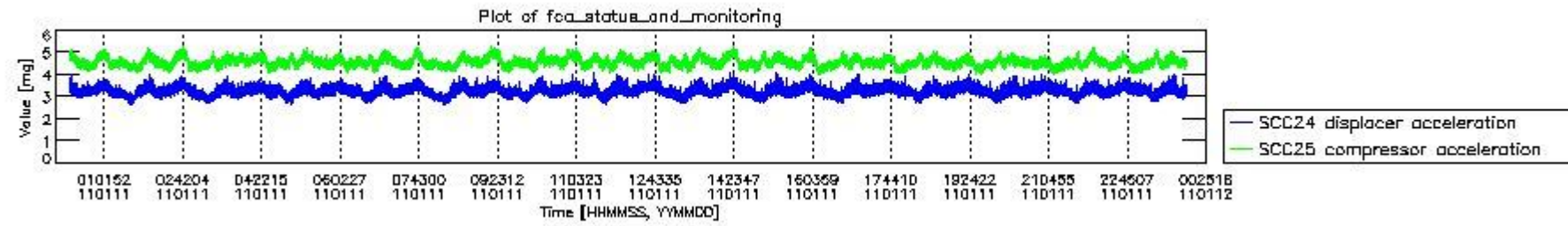
mipas_daily_report_level0_KSPT_L0_4504_N_20110111_7.PNG



mipas_daily_report_level0_KSPT_L0_4504_N_20110111_8.PNG



mipas_daily_report_level0_KSPT_L0_4504_N_20110111_9.PNG

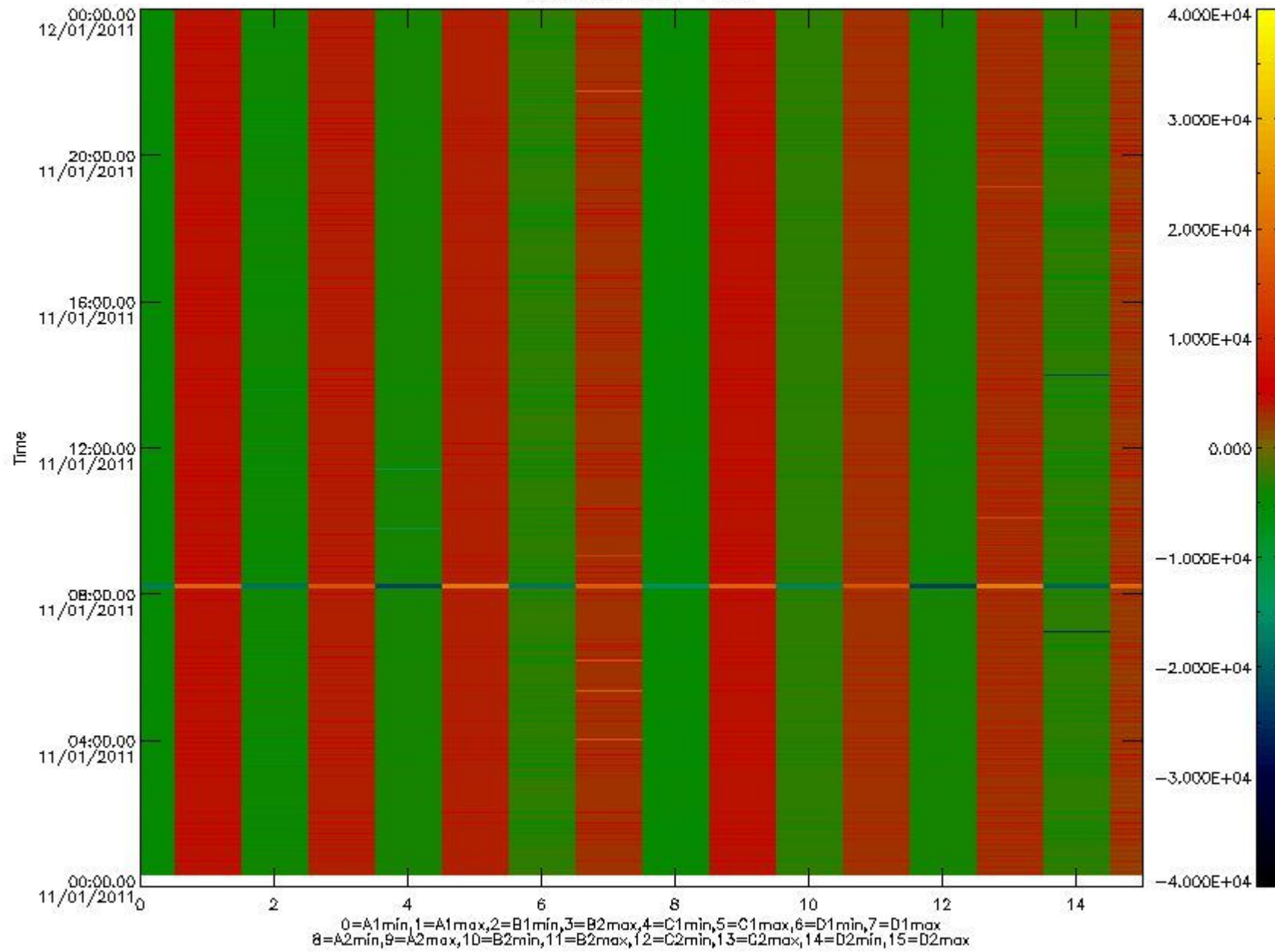


mipas_daily_report_level0_KSPT_L0_4504_N_20110111_10.PNG

The following table shows channel statistics for all channels for this day.

Channel	Min	Max	ADC
A1	-17795	18834	16bit
B1	-19261	16714	16bit
C1	-24519	22612	16bit
D1	-18685	32767	16bit
A2	-15422	18963	16bit
B2	-17365	17061	16bit
C2	-23689	23267	16bit
D2	-32768	23056	16bit

MIPNLOP_MIPSOUPAC_aux_fields_igm_cal, channel statistics plot
Colour indicates value.



mipas_daily_report_level0_KSPT_L0_4504_N_20110111_11.PNG

0.3 ADF monitoring

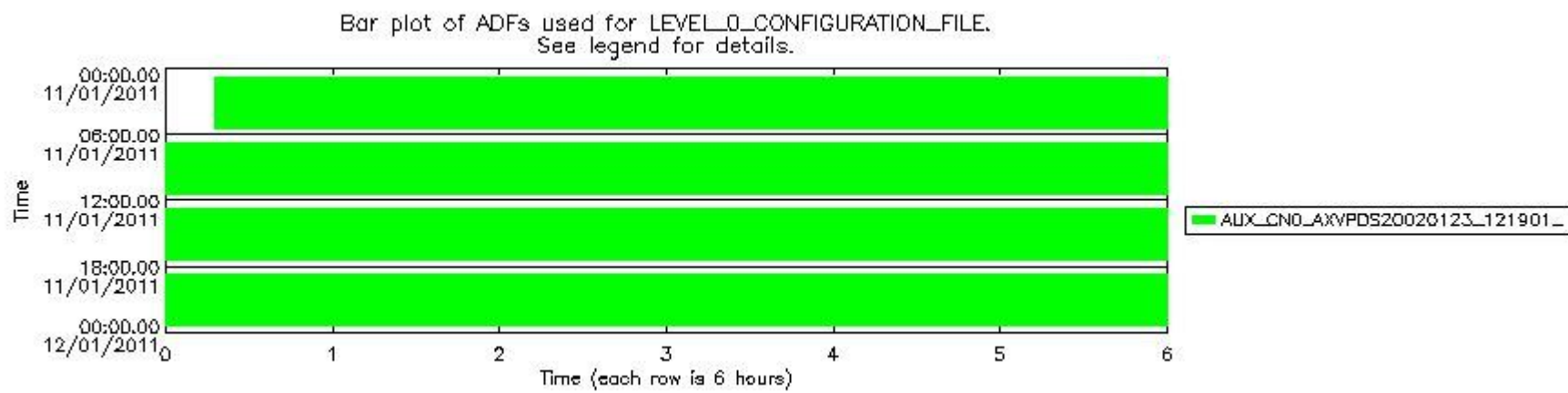
The use of ADFs is shown in two ways:

1. By means of two tables that can be used to find the ADF used for a specific product.
2. By means of plots that show changes in ADF using colours.

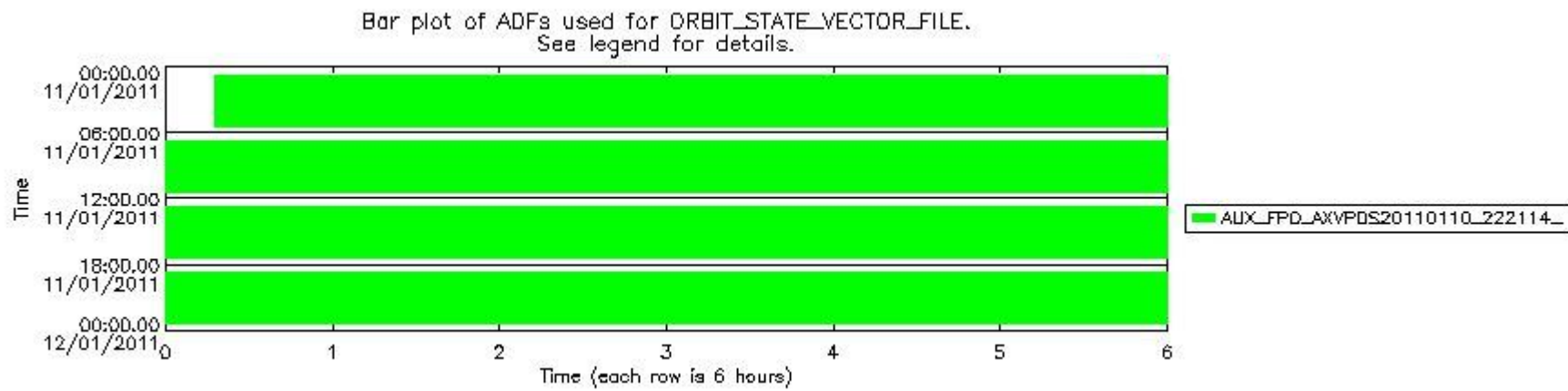
Number	ADF
0	AUX_CN0_AXVPDS20020123_121901_20020101_000000_20200101_000000
1	AUX_FPO_AXVPDS20110110_222114_20110110_192915_20110120_200253

Number	Product name	#CN0	#FPO
0	MIP_NL_0PNPDE20110111_001753_000059433098_00217_46352_2692.N1	0	1

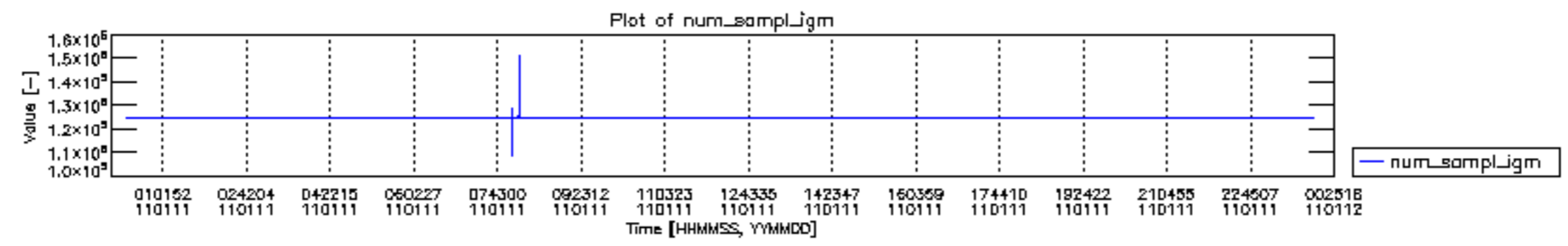
1	MIP_NL__0PNPDE20110111_015557_000044123098_00218_46353_2693.N1	0	1
2	MIP_NL__0PNPDE20110111_030856_000061813098_00219_46354_2694.N1	0	1
3	MIP_NL__0PNPDE20110111_045126_000060483098_00220_46355_2695.N1	0	1
4	MIP_NL__0PNPDK20110111_063142_000040693098_00221_46356_3990.N1	0	1
5	MIP_NL__0PNPDK20110111_073833_000060503098_00222_46357_3991.N1	0	1
6	MIP_NL__0PNPDK20110111_091747_000061313098_00223_46358_3992.N1	0	1
7	MIP_NL__0PNPDK20110111_105821_000059563098_00224_46359_3993.N1	0	1
8	MIP_NL__0PNPDK20110111_123636_000060163098_00225_46360_3994.N1	0	1
9	MIP_NL__0PNPDK20110111_141558_000059523098_00226_46361_3995.N1	0	1
10	MIP_NL__0PNPDK20110111_155426_000058303098_00227_46362_3996.N1	0	1
11	MIP_NL__0PNPDK20110111_173038_000060063098_00228_46363_3997.N1	0	1
12	MIP_NL__0PNPDK20110111_190847_000059753098_00229_46364_3998.N1	0	1
13	MIP_NL__0PNPDE20110111_204637_000044433098_00230_46365_2696.N1	0	1
14	MIP_NL__0PNPDE20110111_215902_000062713098_00230_46365_2697.N1	0	1
15	MIP_NL__0PNPDE20110111_234224_000059503098_00231_46366_2698.N1	0	1

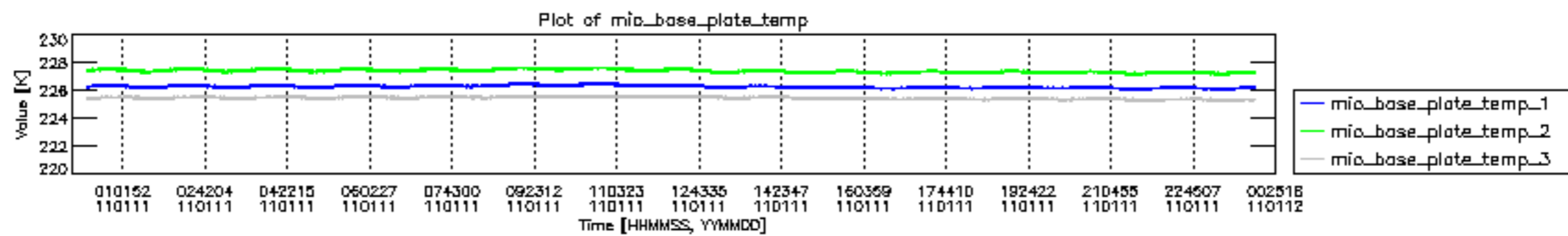


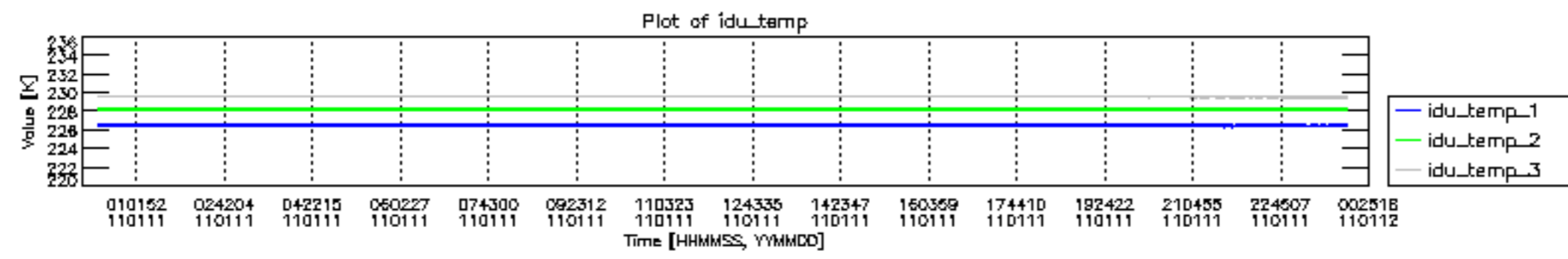
mipas_daily_report_level0_KSPT_L0_4504_N_20110111_12.PNG

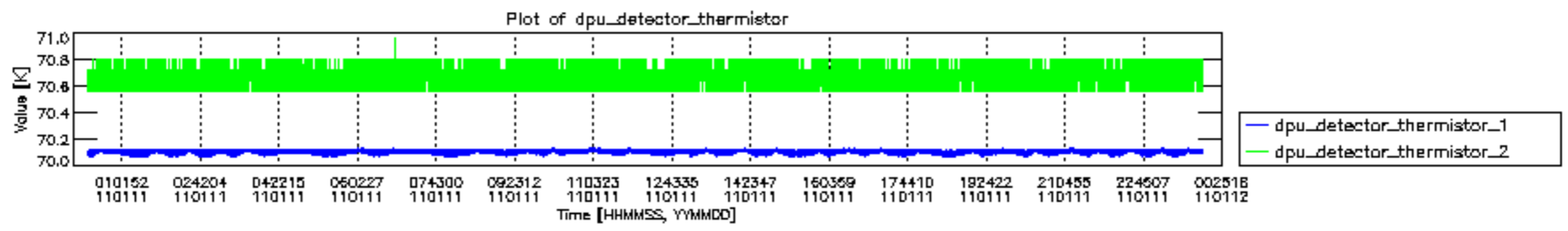


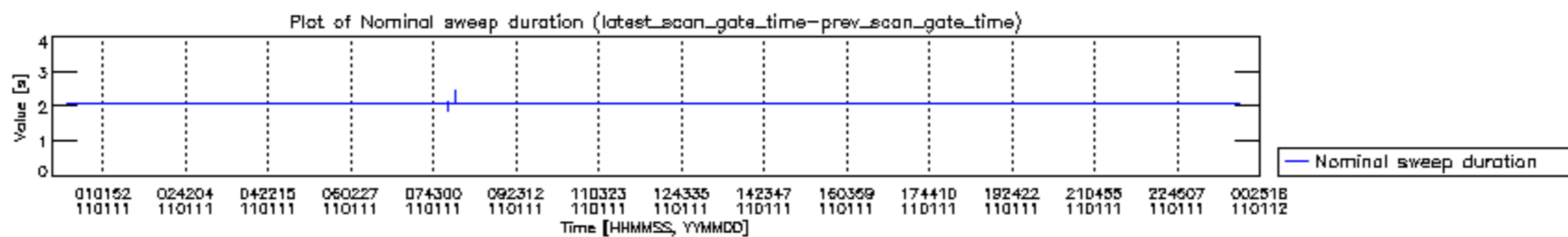
mipas_daily_report_level0_KSPT_L0_4504_N_20110111_13.PNG

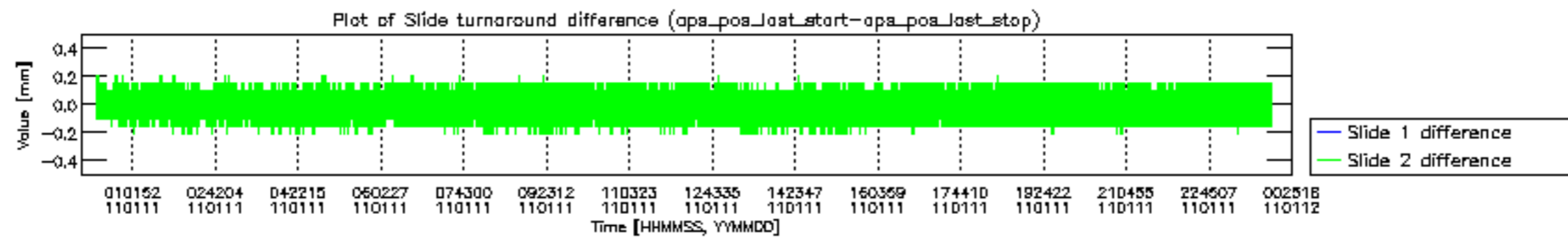





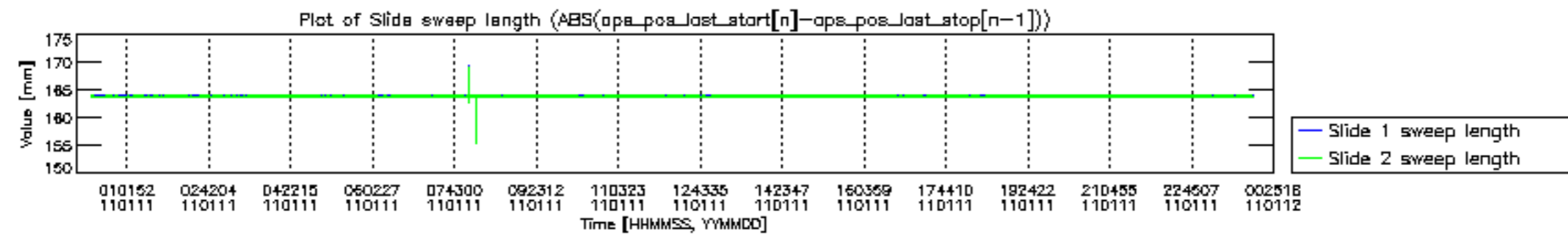


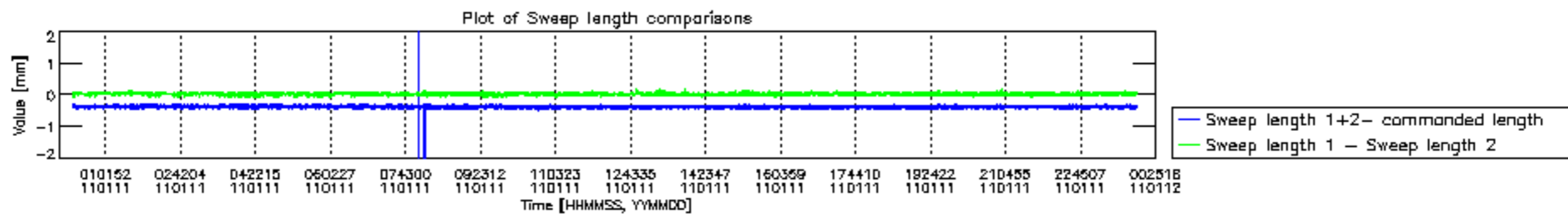


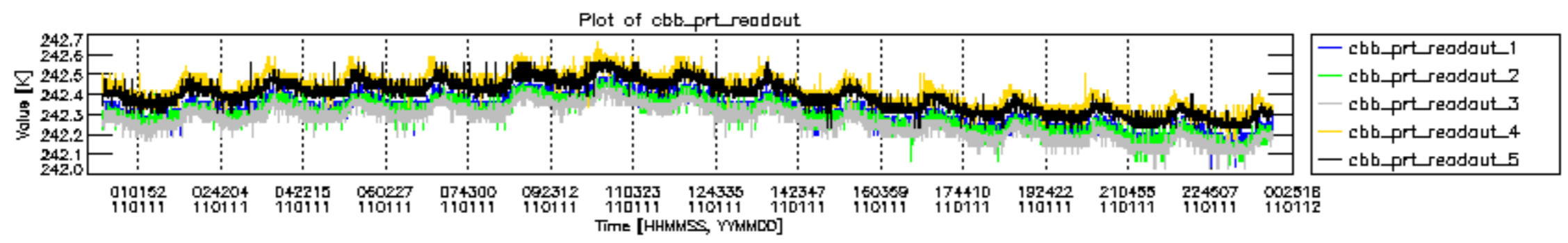


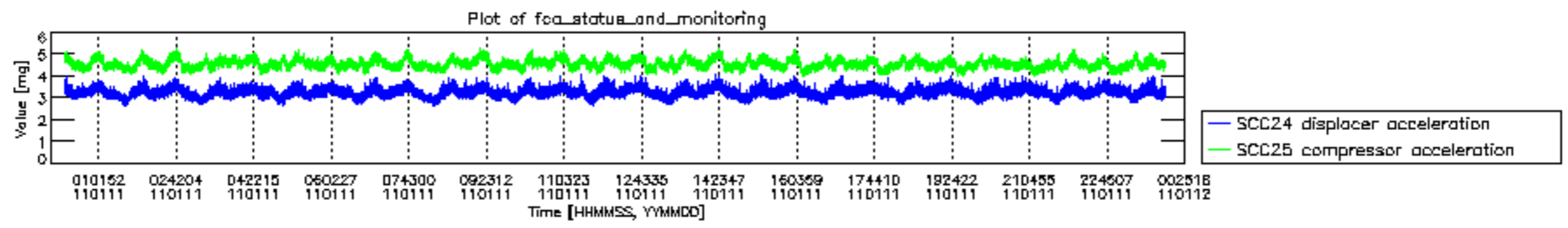












MIPNLOP_MIPSOUPAC_aux_fields_igm_cal, channel statistics plot
 Colour indicates value.

