

0. MIPAS Daily Report for level 0 products

[0.1 General Info](#)

[0.2 Instrument Operational Performance Parameters](#)

[0.3 ADF monitoring](#)

0.1 General Info

This report contains a daily analysis on parameters extracted from MIPAS level 0 data (The MIP_NL__0P product).

0.1.1 Report summary

The table below shows general characteristics of the data that are included into this report.

Item	Value
Report version	v1.6 08-11-2010
Time of report generation	13JAN2011 05:27:26
Data source version	KSPT_L0/4504-N
Processing scope for products	08JAN2011 00:00:00 to 09JAN2011 00:00:00
Start time of first product within scope	08JAN2011 00:28:52
Stop time of last product within scope	09JAN2011 01:30:36
Total number of level 0 products	16
Number of level 0 products with errors	0

0.1.2 Product Quality Indicators per product

The following table shows a summary for each product used in this report.

#	Product name	Start time	Stop time	Prod err	ISP err sign	ISP miss sign	ISP disc sign	rs sign
0	MIP_NL__OPNPDE20110108_002852_000058353098_00174_46309_2672.N1	08JAN2011 00:28:52	08JAN2011 02:06:07	0	0	0	0	0
1	MIP_NL__OPNPDE20110108_020508_000044773098_00175_46310_2673.N1	08JAN2011 02:05:08	08JAN2011 03:19:45	0	0	0	0	0
2	MIP_NL__OPNPDE20110108_031912_000061753098_00176_46311_2674.N1	08JAN2011 03:19:12	08JAN2011 05:02:07	0	0	0	0	0
3	MIP_NL__OPNPDE20110108_050136_000060233098_00177_46312_2675.N1	08JAN2011 05:01:36	08JAN2011 06:41:58	0	0	0	0	0
4	MIP_NL__OPNPDK20110108_064125_000040673098_00178_46313_3923.N1	08JAN2011 06:41:25	08JAN2011 07:49:12	0	0	0	0	0
5	MIP_NL__OPNPDK20110108_074814_000061863098_00179_46314_3924.N1	08JAN2011 07:48:14	08JAN2011 09:31:20	0	0	0	0	0
6	MIP_NL__OPNPDK20110108_092942_000058933098_00180_46315_3925.N1	08JAN2011 09:29:42	08JAN2011 11:07:55	0	0	0	0	0
7	MIP_NL__OPNPDK20110108_110644_000060583098_00181_46316_3926.N1	08JAN2011 11:06:44	08JAN2011 12:47:42	0	0	0	0	0
8	MIP_NL__OPNPDK20110108_124641_000060043098_00182_46317_3927.N1	08JAN2011 12:46:41	08JAN2011 14:26:45	0	0	0	0	0
9	MIP_NL__OPNPDK20110108_142553_000058853098_00183_46318_3928.N1	08JAN2011 14:25:53	08JAN2011 16:03:58	0	0	0	0	0
10	MIP_NL__OPNPDK20110108_160259_000059683098_00184_46319_3929.N1	08JAN2011 16:02:59	08JAN2011 17:42:28	0	0	0	0	0
11	MIP_NL__OPNPDK20110108_174127_000059063098_00185_46320_3930.N1	08JAN2011 17:41:27	08JAN2011 19:19:53	0	0	0	0	0
12	MIP_NL__OPNPDK20110108_191848_000060373098_00186_46321_3931.N1	08JAN2011 19:18:48	08JAN2011 20:59:25	0	0	0	0	0
13	MIP_NL__OPNPDE20110108_205728_000043953098_00187_46322_2676.N1	08JAN2011 20:57:28	08JAN2011 22:10:44	0	0	0	0	0
14	MIP_NL__OPNPDE20110108_220918_000062403098_00187_46322_2677.N1	08JAN2011 22:09:18	08JAN2011 23:53:18	0	0	0	0	0
15	MIP_NL__OPNPDE20110108_235213_000059023098_00188_46323_2678.N1	08JAN2011 23:52:13	09JAN2011 01:30:36	0	0	0	0	0

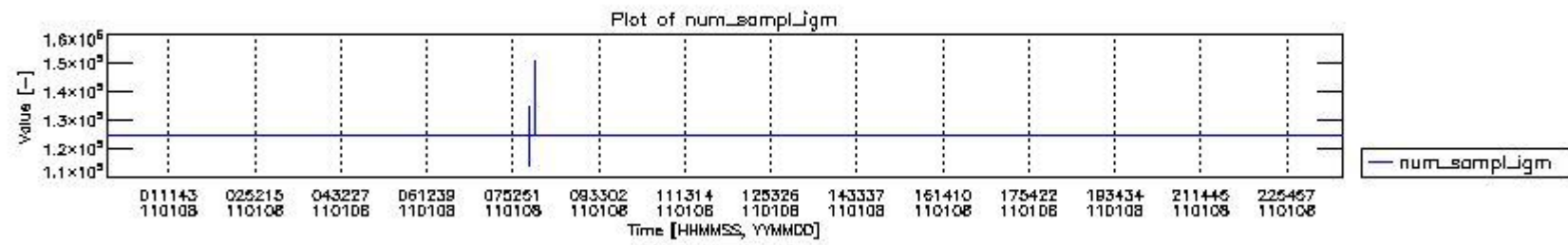
0.2 Instrument Operational Performance Parameters

The following plots give an overview of various instrument parameters for this day. The instrument parameters are part of the auxiliary data field within the source packets of the MIP_NL__0P product. The auxiliary data is normally included twice per interferogram. Note that only the first packet is currently included in monitoring.

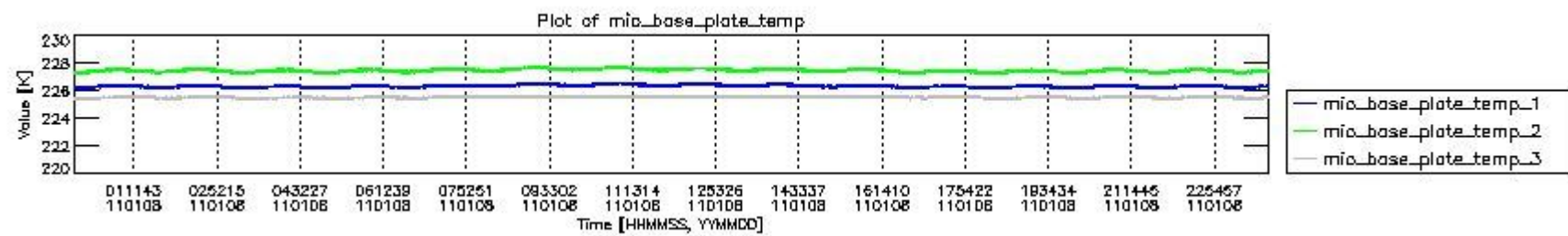
The following table shows the counts of various interferogram number of samples

Number of igm samples	Count [#]	Count [%]
114298	1	0.0024005569
123928	1	0.0024005569

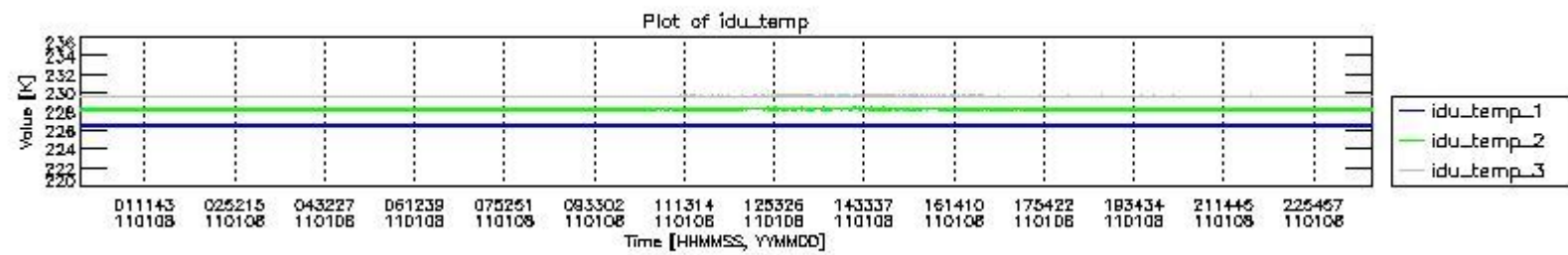
124800	38693	92.884749
124803	2958	7.1008474
127679	1	0.0024005569
134430	1	0.0024005569
147811	1	0.0024005569
150690	1	0.0024005569



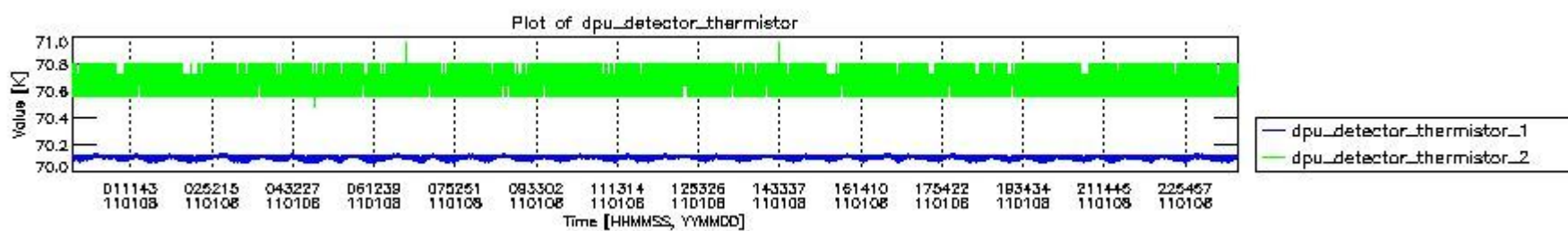
mipas_daily_report_level0_KSPT_L0_4504_N_20110108_0.PNG



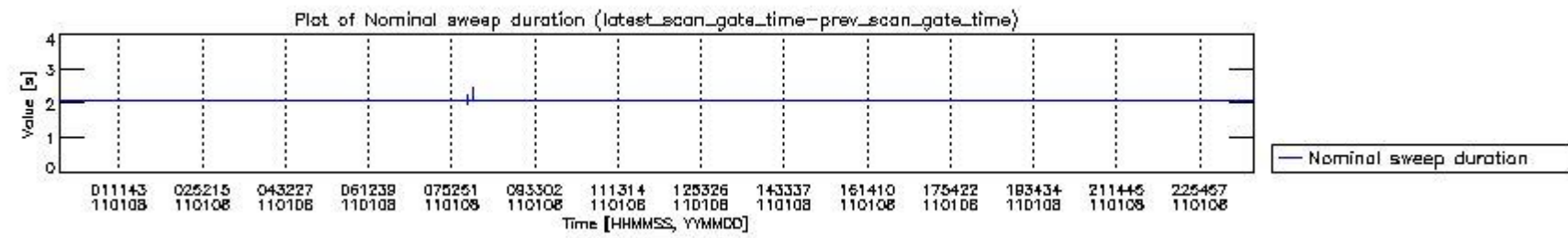
mipas_daily_report_level0_KSPT_L0_4504_N_20110108_1.PNG



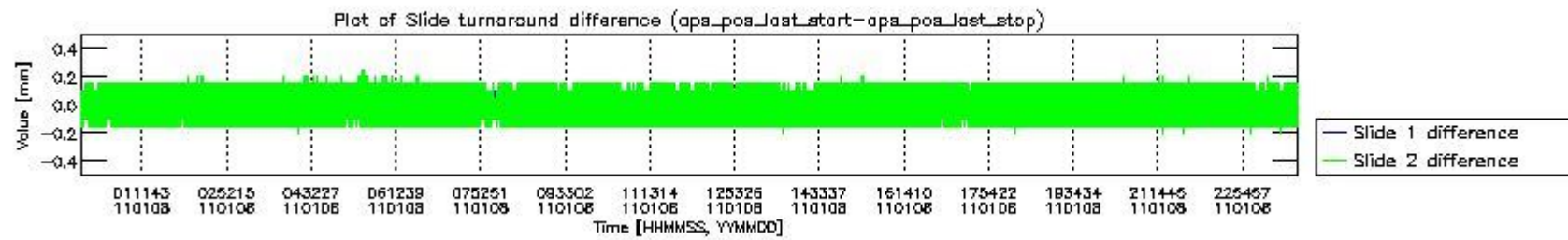
mipas_daily_report_level0_KSPT_L0_4504_N_20110108_2.PNG



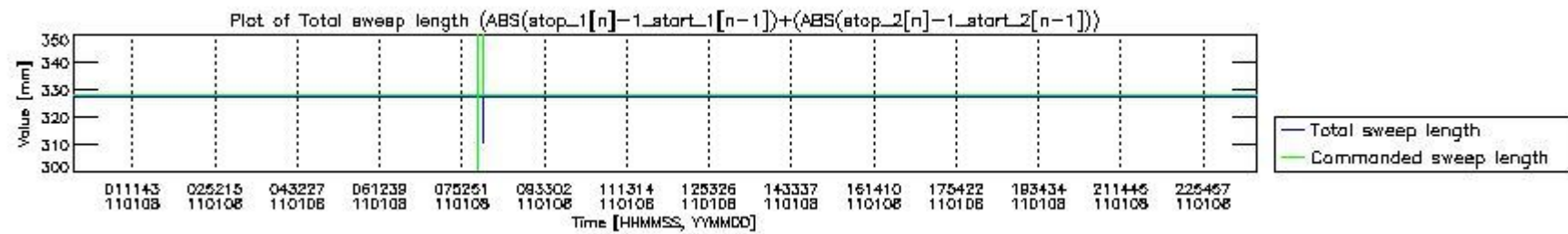
mipas_daily_report_level0_KSPT_L0_4504_N_20110108_3.PNG



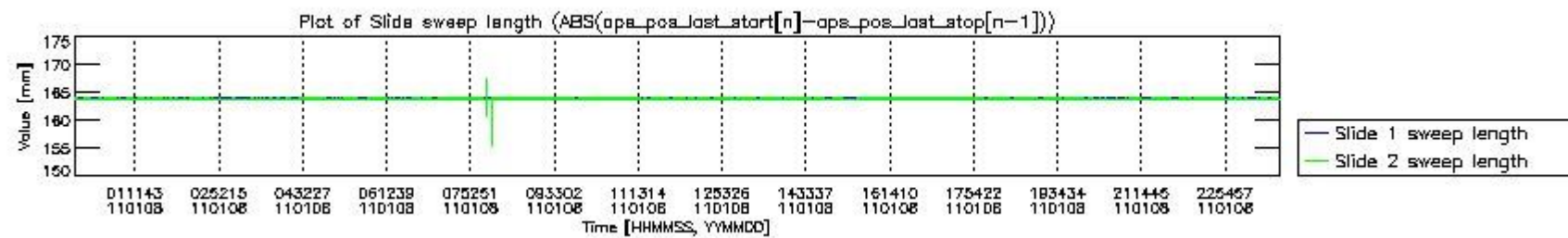
mipas_daily_report_level0_KSPT_L0_4504_N_20110108_4.PNG



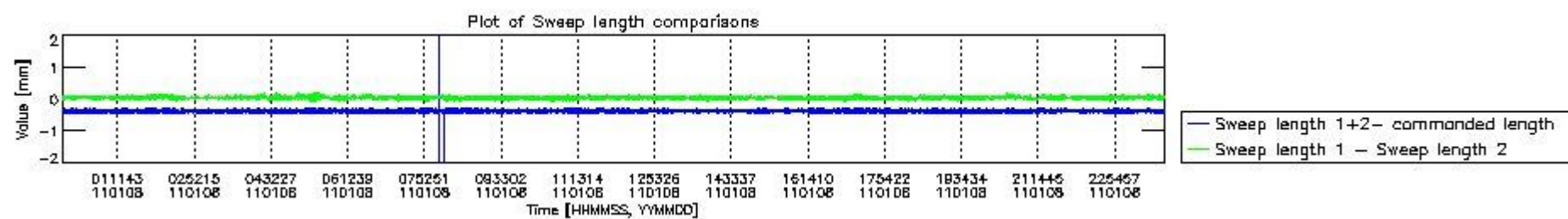
mipas_daily_report_level0_KSPT_L0_4504_N_20110108_5.PNG



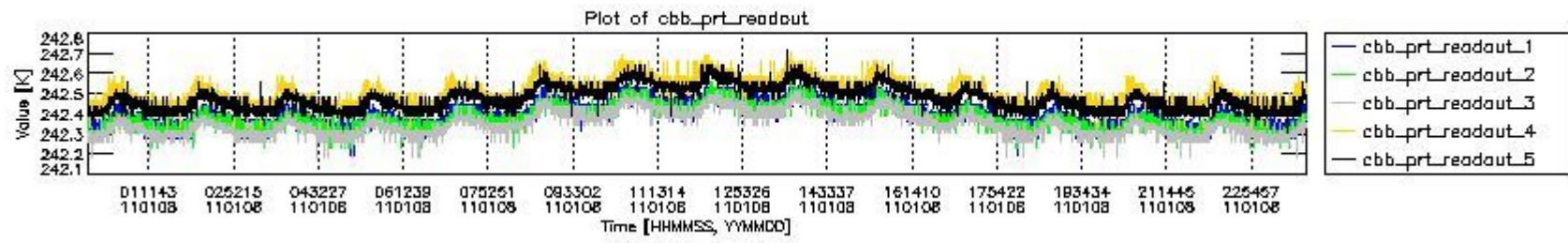
mipas_daily_report_level0_KSPT_L0_4504_N_20110108_6.PNG



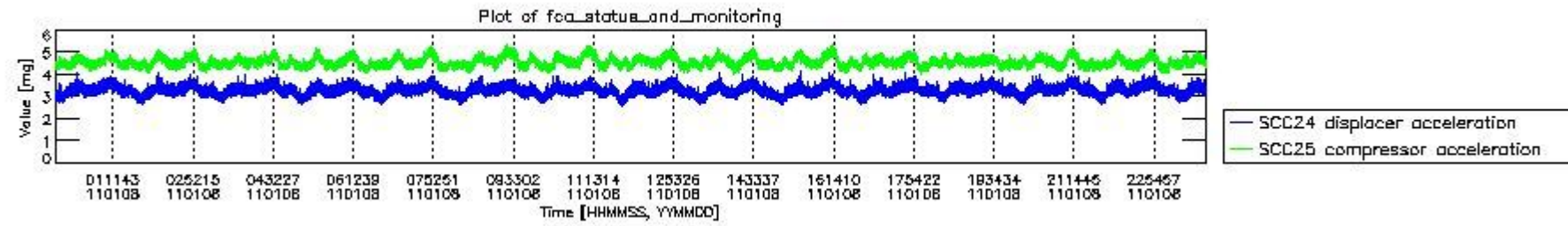
mipas_daily_report_level0_KSPT_L0_4504_N_20110108_7.PNG



mipas_daily_report_level0_KSPT_L0_4504_N_20110108_8.PNG



mipas_daily_report_level0_KSPT_L0_4504_N_20110108_9.PNG




mipas_daily_report_level0_KSPT_L0_4504_N_20110108_10.PNG

The following table shows channel statistics for all channels for this day.

Channel	Min	Max	ADC
A1	-17831	18891	16bit
B1	-19316	16747	16bit
C1	-24031	22784	16bit
D1	-22384	32767	16bit
A2	-15444	18997	16bit
B2	-17421	17105	16bit
C2	-23790	23803	16bit
D2	-32768	27509	16bit

MIPNLOP_MIPSOUPAC_aux_fields_igm_cal, channel statistics plot
Colour indicates value.



mipas_daily_report_level0_KSPT_L0_4504_N_20110108_11.PNG

0.3 ADF monitoring

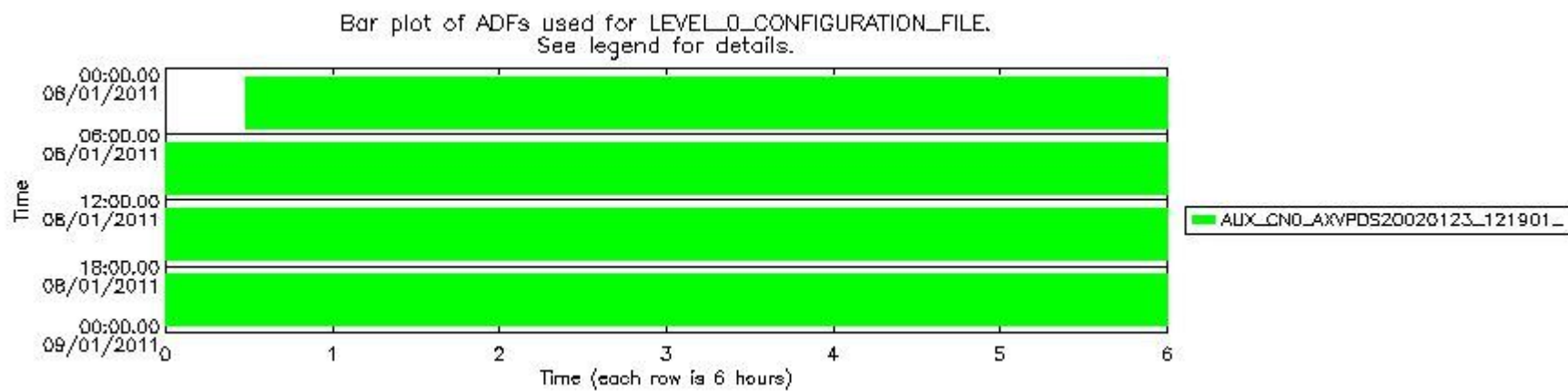
The use of ADFs is shown in two ways:

1. By means of two tables that can be used to find the ADF used for a specific product.
2. By means of plots that show changes in ADF using colours.

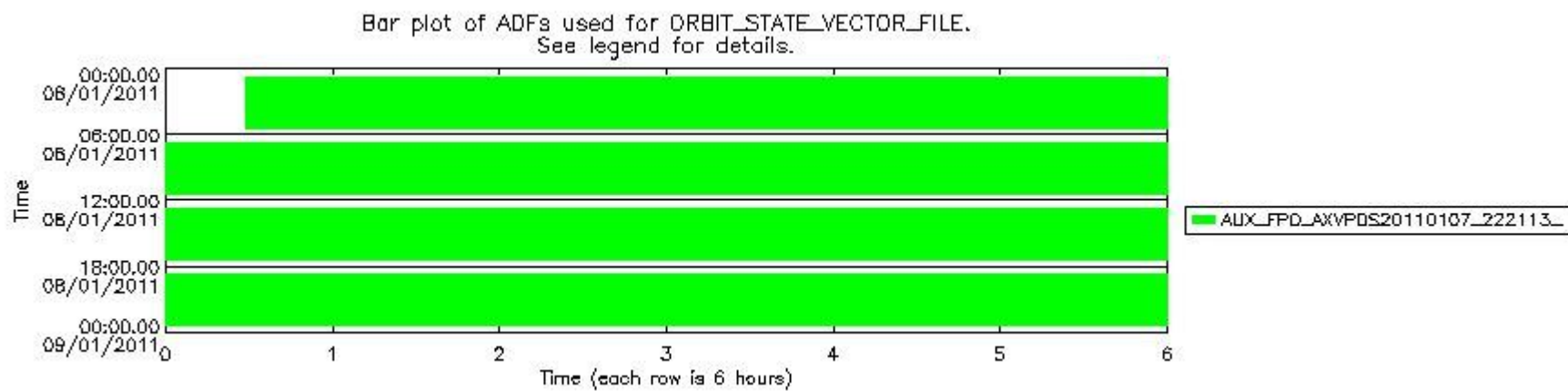
Number	ADF
0	AUX_CN0_AXVPDS20020123_121901_20020101_000000_20200101_000000
1	AUX_FPO_AXVPDS20110107_222113_20110107_193912_20110117_201250

Number	Product name	#CN0	#FPO
0	MIP_NL_0PNPDE20110108_002852_000058353098_00174_46309_2672.N1	0	1

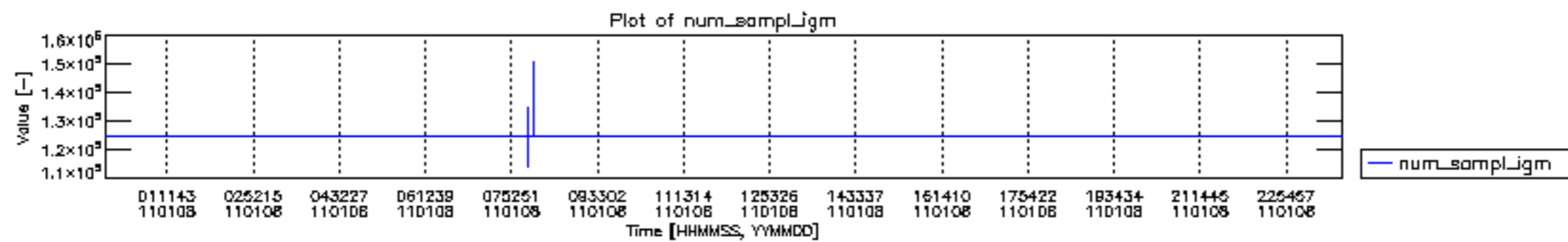
1	MIP_NL__0PNPDE20110108_020508_000044773098_00175_46310_2673.N1	0	1
2	MIP_NL__0PNPDE20110108_031912_000061753098_00176_46311_2674.N1	0	1
3	MIP_NL__0PNPDE20110108_050136_000060233098_00177_46312_2675.N1	0	1
4	MIP_NL__0PNPDK20110108_064125_000040673098_00178_46313_3923.N1	0	1
5	MIP_NL__0PNPDK20110108_074814_000061863098_00179_46314_3924.N1	0	1
6	MIP_NL__0PNPDK20110108_092942_000058933098_00180_46315_3925.N1	0	1
7	MIP_NL__0PNPDK20110108_110644_000060583098_00181_46316_3926.N1	0	1
8	MIP_NL__0PNPDK20110108_124641_000060043098_00182_46317_3927.N1	0	1
9	MIP_NL__0PNPDK20110108_142553_000058853098_00183_46318_3928.N1	0	1
10	MIP_NL__0PNPDK20110108_160259_000059683098_00184_46319_3929.N1	0	1
11	MIP_NL__0PNPDK20110108_174127_000059063098_00185_46320_3930.N1	0	1
12	MIP_NL__0PNPDK20110108_191848_000060373098_00186_46321_3931.N1	0	1
13	MIP_NL__0PNPDE20110108_205728_000043953098_00187_46322_2676.N1	0	1
14	MIP_NL__0PNPDE20110108_220918_000062403098_00187_46322_2677.N1	0	1
15	MIP_NL__0PNPDE20110108_235213_000059023098_00188_46323_2678.N1	0	1

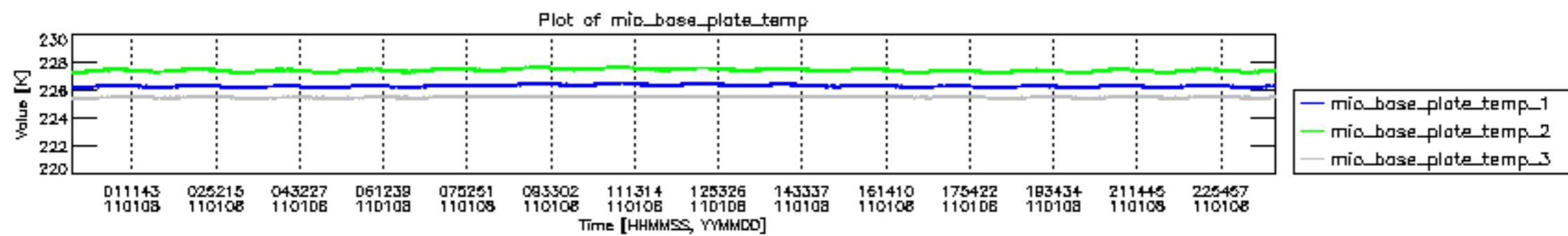


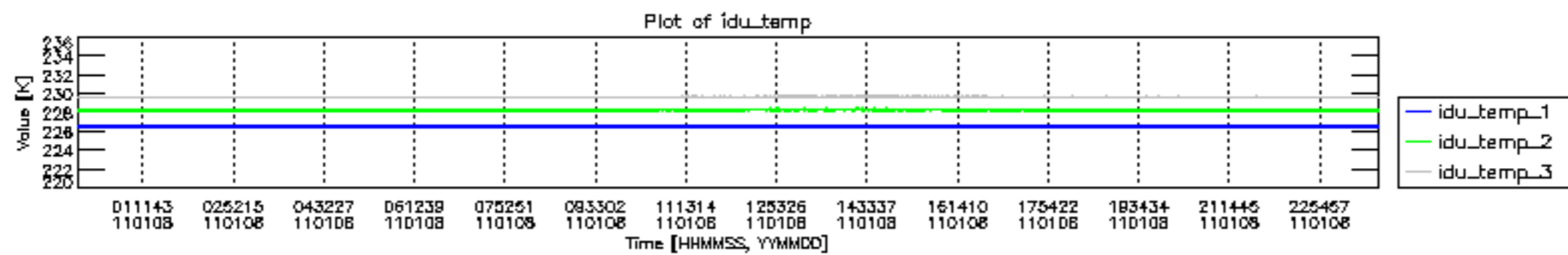
mipas_daily_report_level0_KSPT_L0_4504_N_20110108_12.PNG

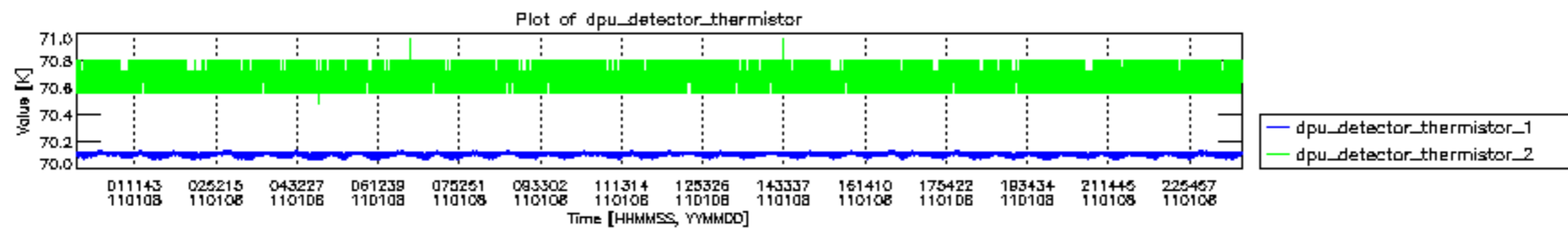



mipas_daily_report_level0_KSPT_L0_4504_N_20110108_13.PNG

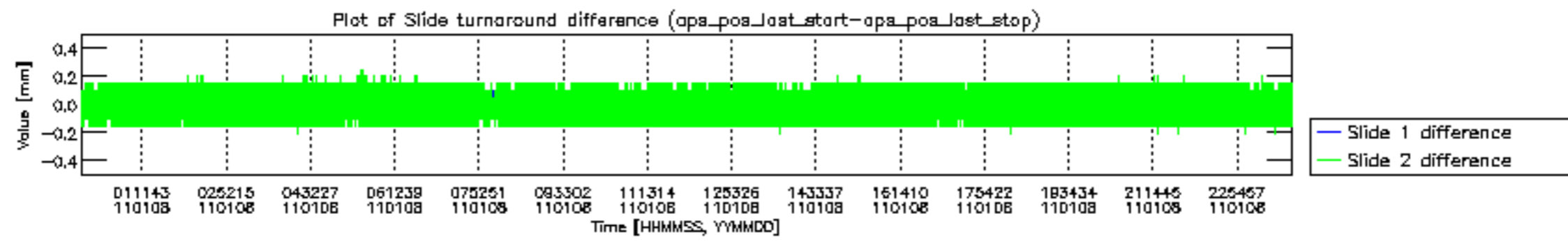


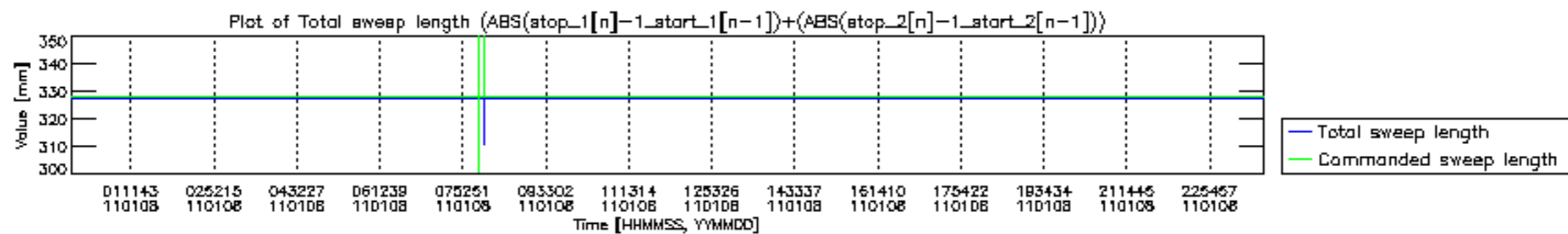


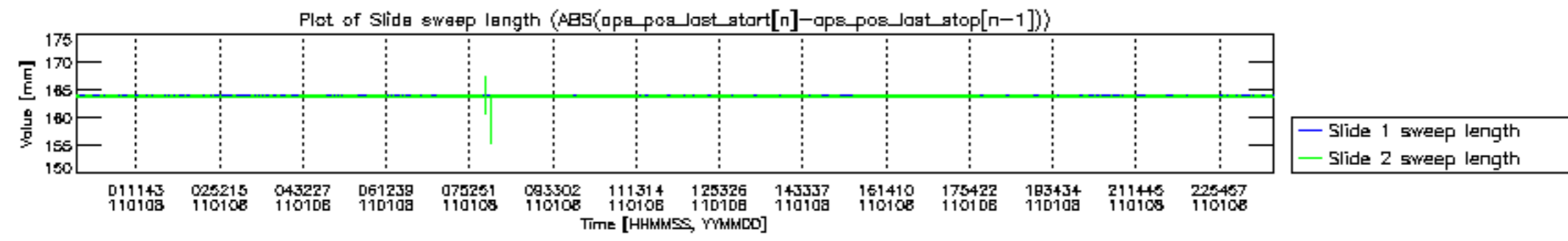


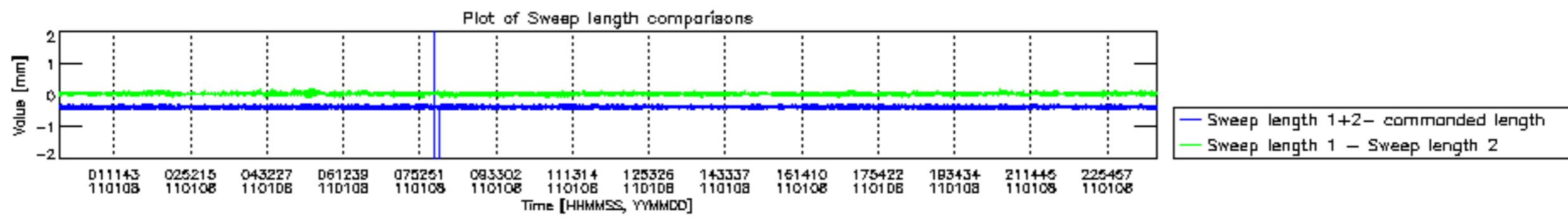


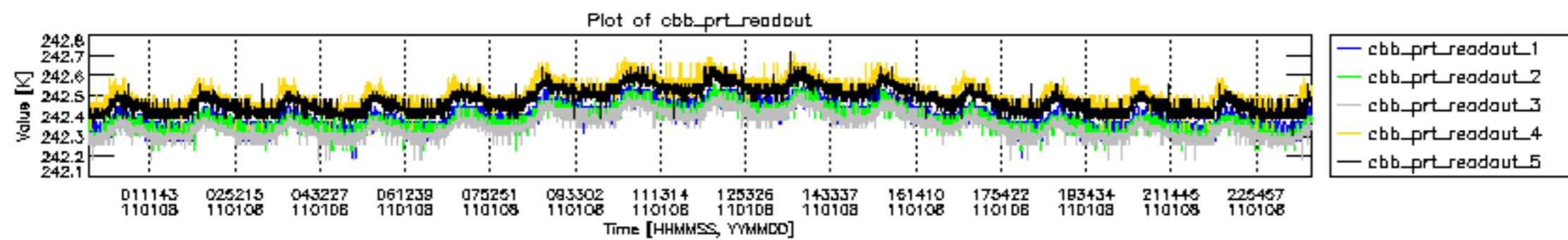


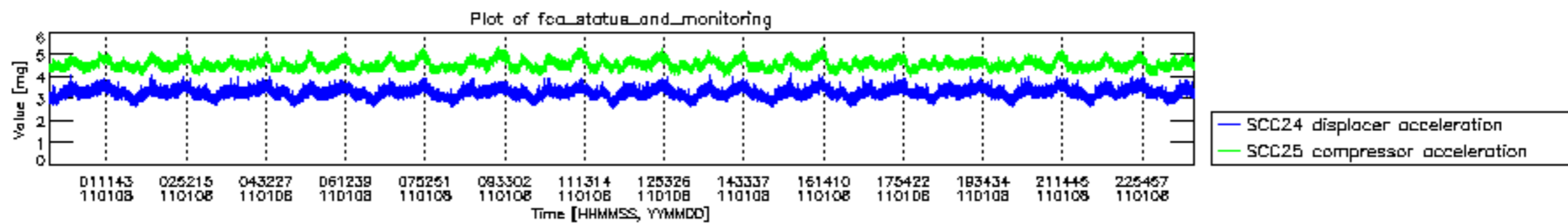












MIPNLOP_MIPSOUPAC_aux_fields_igm_cal, channel statistics plot
 Colour indicates value.

