

0. MIPAS Daily Report for level 0 products

[0.1 General Info](#)

[0.2 Instrument Operational Performance Parameters](#)

[0.3 ADF monitoring](#)

0.1 General Info

This report contains a daily analysis on parameters extracted from MIPAS level 0 data (The MIP_NL__0P product).

0.1.1 Report summary

The table below shows general characteristics of the data that are included into this report.

| Item | Value |
|--|--|
| Report version | v1.6 08-11-2010 |
| Time of report generation | 03JAN2011 05:22:15 |
| Data source version | KSPT_L0/4504-N |
| Processing scope for products | 29DEC2010 00:00:00 to 30DEC2010 00:00:00 |
| Start time of first product within scope | 29DEC2010 01:32:42 |
| Stop time of last product within scope | 30DEC2010 00:58:39 |
| Total number of level 0 products | 15 |
| Number of level 0 products with errors | 0 |

0.1.2 Product Quality Indicators per product

The following table shows a summary for each product used in this report.

| # | Product name | Start time | Stop time | Prod err | ISP err sign | ISP miss sign | ISP disc sign | rs sign |
|----|--|--------------------|--------------------|----------|--------------|---------------|---------------|---------|
| 0 | MIP_NL__0PNPDE20101229_013242_000043873098_00031_46166_2614.N1 | 29DEC2010 01:32:42 | 29DEC2010 02:45:49 | 0 | 0 | 0 | 0 | 0 |
| 1 | MIP_NL__0PNPDE20101229_024515_000061793098_00032_46167_2615.N1 | 29DEC2010 02:45:15 | 29DEC2010 04:28:14 | 0 | 0 | 0 | 0 | 0 |
| 2 | MIP_NL__0PNPDE20101229_042741_000060313098_00033_46168_2616.N1 | 29DEC2010 04:27:41 | 29DEC2010 06:08:12 | 0 | 0 | 0 | 0 | 0 |
| 3 | MIP_NL__0PNPDK20101229_060738_000041573098_00034_46169_3807.N1 | 29DEC2010 06:07:38 | 29DEC2010 07:16:56 | 0 | 0 | 0 | 0 | 0 |
| 4 | MIP_NL__0PNPDK20101229_071559_000060733098_00035_46170_3808.N1 | 29DEC2010 07:15:59 | 29DEC2010 08:57:12 | 0 | 0 | 0 | 0 | 0 |
| 5 | MIP_NL__0PNPDK20101229_085537_000059523098_00036_46171_3809.N1 | 29DEC2010 08:55:37 | 29DEC2010 10:34:49 | 0 | 0 | 0 | 0 | 0 |
| 6 | MIP_NL__0PNPDK20101229_103313_000060893098_00037_46172_3810.N1 | 29DEC2010 10:33:13 | 29DEC2010 12:14:42 | 0 | 0 | 0 | 0 | 0 |
| 7 | MIP_NL__0PNPDK20101229_121347_000059993098_00038_46173_3811.N1 | 29DEC2010 12:13:47 | 29DEC2010 13:53:47 | 0 | 0 | 0 | 0 | 0 |
| 8 | MIP_NL__0PNPDK20101229_135248_000059733098_00039_46174_3812.N1 | 29DEC2010 13:52:48 | 29DEC2010 15:32:21 | 0 | 0 | 0 | 0 | 0 |
| 9 | MIP_NL__0PNPDK20101229_153148_000057473098_00040_46175_3813.N1 | 29DEC2010 15:31:48 | 29DEC2010 17:07:35 | 0 | 0 | 0 | 0 | 0 |
| 10 | MIP_NL__0PNPDK20101229_170634_000059253098_00041_46176_3814.N1 | 29DEC2010 17:06:34 | 29DEC2010 18:45:19 | 0 | 0 | 0 | 0 | 0 |
| 11 | MIP_NL__0PNPDK20101229_184412_000060393098_00042_46177_3815.N1 | 29DEC2010 18:44:12 | 29DEC2010 20:24:51 | 0 | 0 | 0 | 0 | 0 |
| 12 | MIP_NL__0PNPDE20101229_202301_000044293098_00043_46178_2617.N1 | 29DEC2010 20:23:01 | 29DEC2010 21:36:49 | 0 | 0 | 0 | 0 | 0 |
| 13 | MIP_NL__0PNPDE20101229_213520_000061963098_00043_46178_2618.N1 | 29DEC2010 21:35:20 | 29DEC2010 23:18:36 | 0 | 0 | 0 | 0 | 0 |
| 14 | MIP_NL__0PNPDE20101229_231737_000060623098_00044_46179_2619.N1 | 29DEC2010 23:17:37 | 30DEC2010 00:58:39 | 0 | 0 | 0 | 0 | 0 |

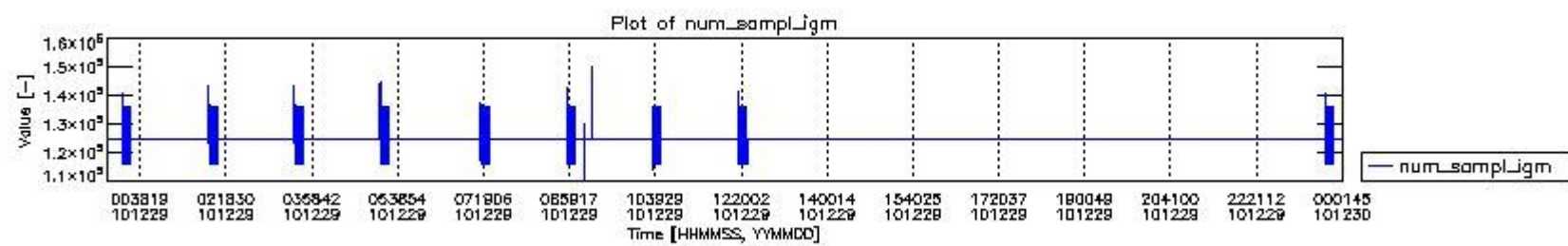
0.2 Instrument Operational Performance Parameters

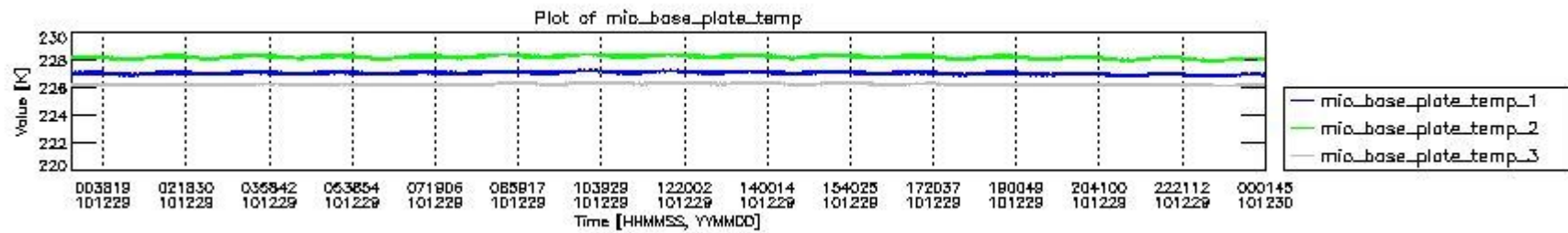
The following plots give an overview of various instrument parameters for this day. The instrument parameters are part of the auxiliary data field within the source packets of the MIP_NL__0P product. The auxiliary data is normally included twice per interferogram. Note that only the first packet is currently included in monitoring.

The following table shows the counts of various interferogram number of samples

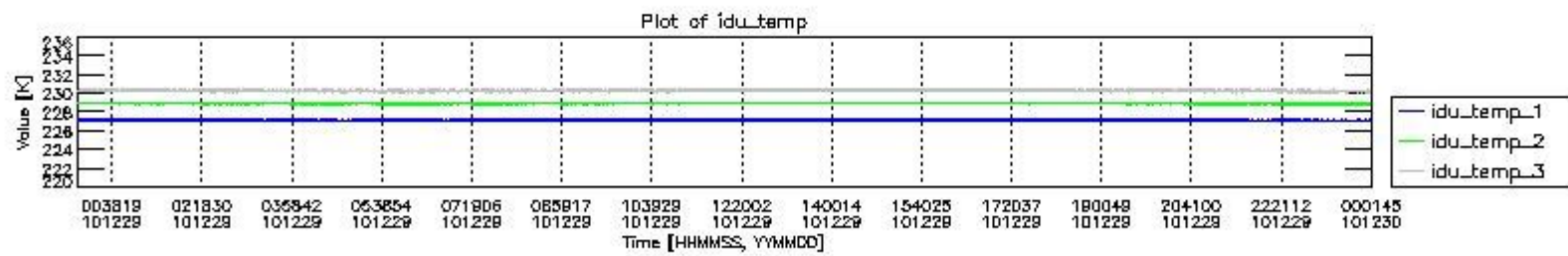
| Number of igm samples | Count [#] | Count [%] |
|-----------------------|-----------|--------------|
| 110060 | 1 | 0.0024052916 |
| 114224 | 1 | 0.0024052916 |
| 115452 | 1 | 0.0024052916 |

| | | |
|--------|-------|--------------|
| 115933 | 5 | 0.012026458 |
| 116008 | 33 | 0.079374624 |
| 116082 | 96 | 0.23090800 |
| 116156 | 21 | 0.050511124 |
| 116231 | 6 | 0.014431750 |
| 116305 | 3 | 0.0072158749 |
| 117495 | 1 | 0.0024052916 |
| 120766 | 2 | 0.0048105833 |
| 121435 | 1 | 0.0024052916 |
| 122698 | 2 | 0.0048105833 |
| 123219 | 1 | 0.0024052916 |
| 123442 | 1 | 0.0024052916 |
| 123780 | 1 | 0.0024052916 |
| 124483 | 1 | 0.0024052916 |
| 124800 | 38260 | 92.026458 |
| 124803 | 2788 | 6.7059531 |
| 127198 | 5 | 0.012026458 |
| 127348 | 33 | 0.079374624 |
| 127382 | 1 | 0.0024052916 |
| 127496 | 95 | 0.22850271 |
| 127644 | 21 | 0.050511124 |
| 127794 | 6 | 0.014431750 |
| 127942 | 3 | 0.0072158749 |
| 130192 | 1 | 0.0024052916 |
| 130322 | 1 | 0.0024052916 |
| 134356 | 1 | 0.0024052916 |
| 136065 | 5 | 0.012026458 |
| 136140 | 33 | 0.079374624 |
| 136214 | 96 | 0.23090800 |
| 136288 | 21 | 0.050511124 |
| 136363 | 6 | 0.014431750 |
| 136437 | 3 | 0.0072158749 |
| 136864 | 2 | 0.0048105833 |
| 137627 | 1 | 0.0024052916 |
| 138202 | 1 | 0.0024052916 |
| 140728 | 2 | 0.0048105833 |
| 140898 | 2 | 0.0048105833 |
| 141567 | 1 | 0.0024052916 |
| 141770 | 1 | 0.0024052916 |
| 142216 | 1 | 0.0024052916 |
| 142830 | 2 | 0.0048105833 |
| 143351 | 1 | 0.0024052916 |
| 143574 | 1 | 0.0024052916 |
| 144298 | 1 | 0.0024052916 |
| 144615 | 1 | 0.0024052916 |
| 147514 | 1 | 0.0024052916 |
| 150096 | 1 | 0.0024052916 |

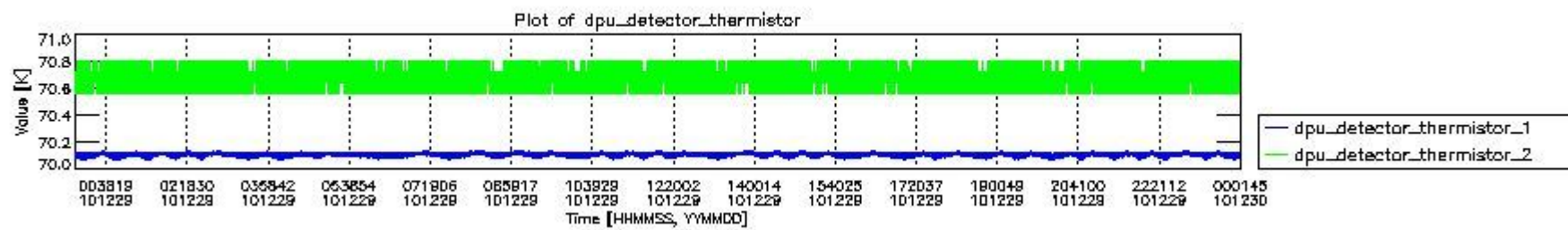




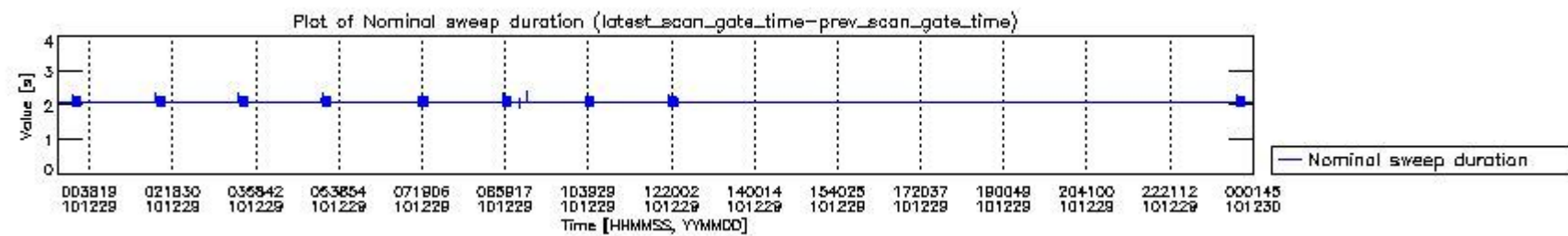
mipas_daily_report_level0_KSPT_L0_4504_N_20101229_1.PNG



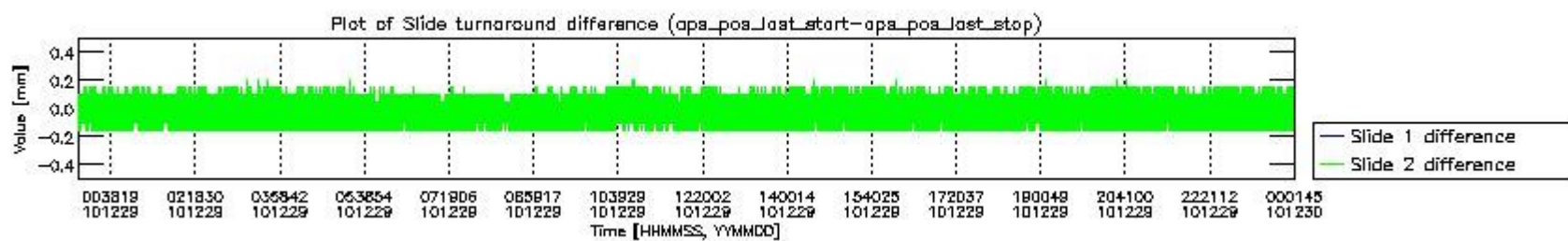
mipas_daily_report_level0_KSPT_L0_4504_N_20101229_2.PNG



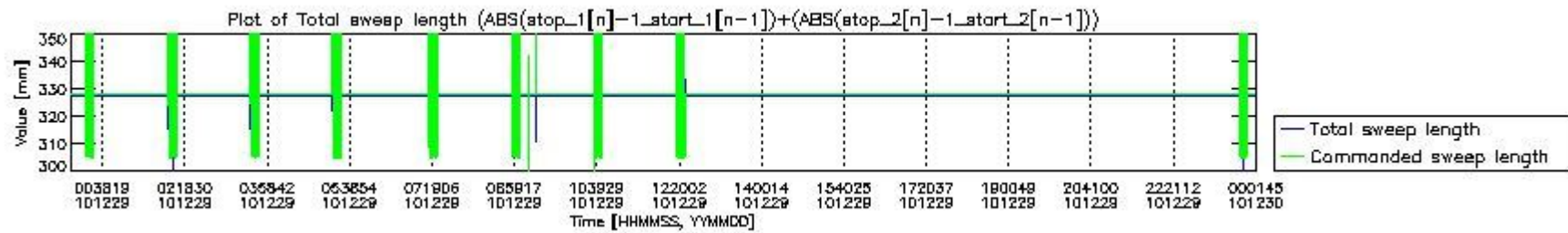
mipas_daily_report_level0_KSPT_L0_4504_N_20101229_3.PNG



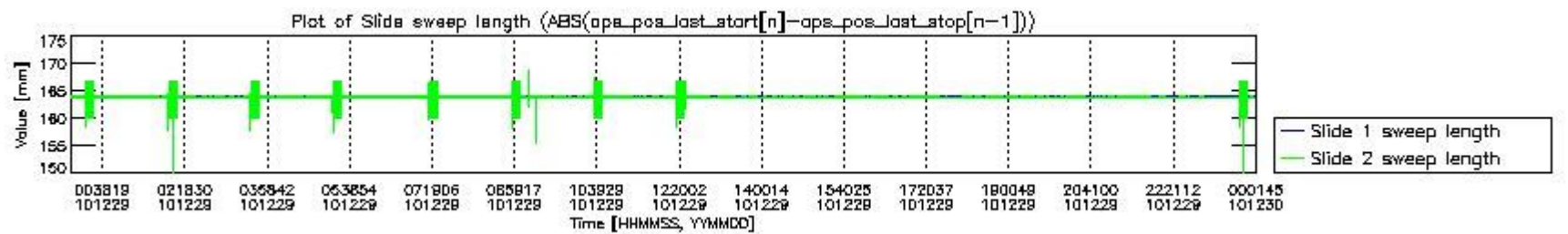
mipas_daily_report_level0_KSPT_L0_4504_N_20101229_4.PNG



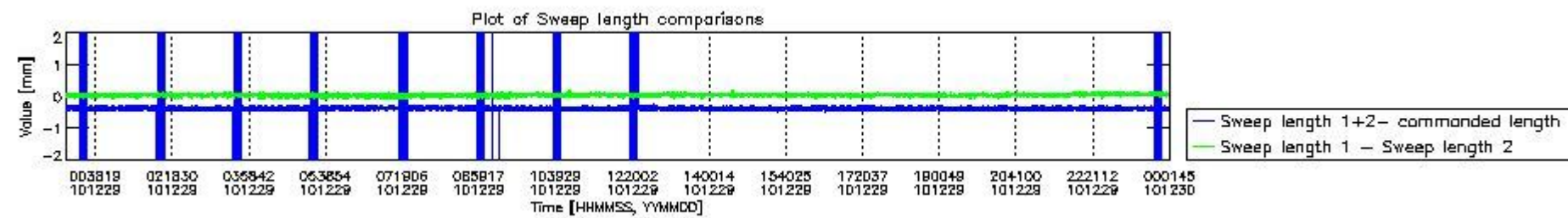
mipas_daily_report_level0_KSPT_L0_4504_N_20101229_5.PNG



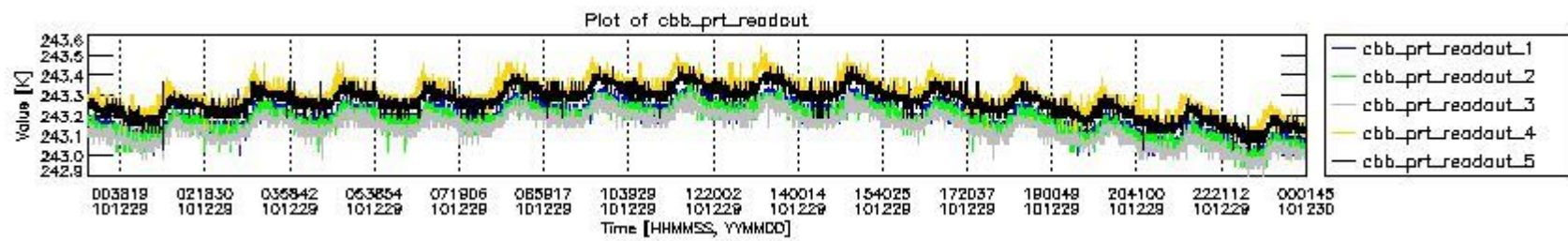
mipas_daily_report_level0_KSPT_L0_4504_N_20101229_6.PNG



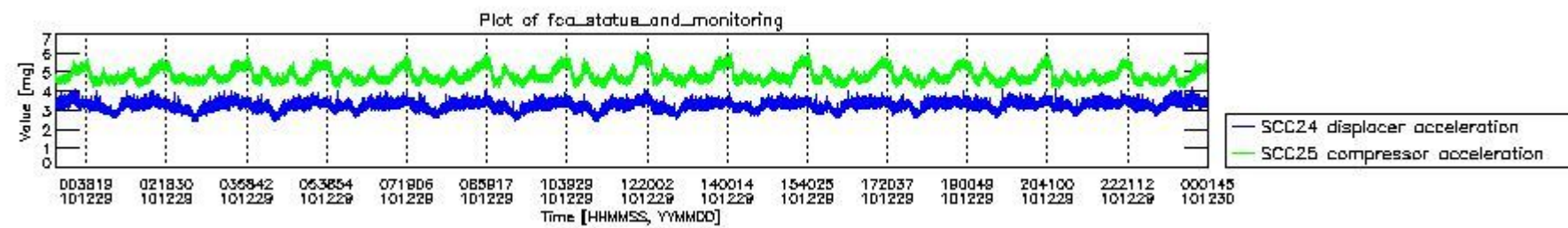
mipas_daily_report_level0_KSPT_L0_4504_N_20101229_7.PNG



mipas_daily_report_level0_KSPT_L0_4504_N_20101229_8.PNG



mipas_daily_report_level0_KSPT_L0_4504_N_20101229_9.PNG

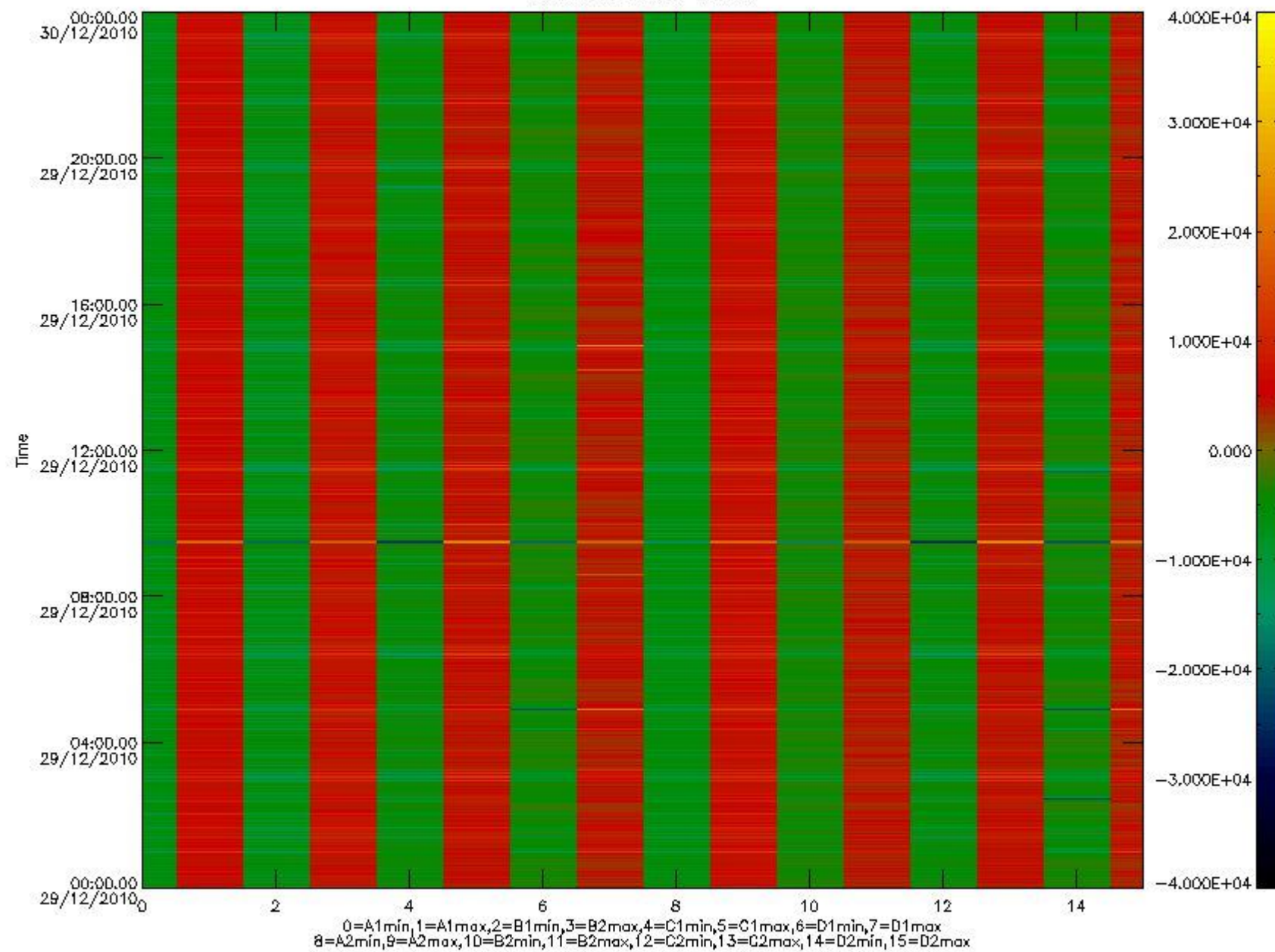


mipas_daily_report_level0_KSPT_L0_4504_N_20101229_10.PNG

The following table shows channel statistics for all channels for this day.

| Channel | Min | Max | ADC |
|---------|--------|-------|-------|
| A1 | -18064 | 19154 | 16bit |
| B1 | -19779 | 17091 | 16bit |
| C1 | -24554 | 23481 | 16bit |
| D1 | -32768 | 32767 | 16bit |
| A2 | -15643 | 19304 | 16bit |
| B2 | -17866 | 17517 | 16bit |
| C2 | -24507 | 24149 | 16bit |
| D2 | -32768 | 32767 | 16bit |

MIPNLOP_MIPSOUPAC_aux_fields_1gm_cal, channel statistics plot
Colour indicates value.



mipas_daily_report_level0_KSPT_L0_4504_N_20101229_11.PNG

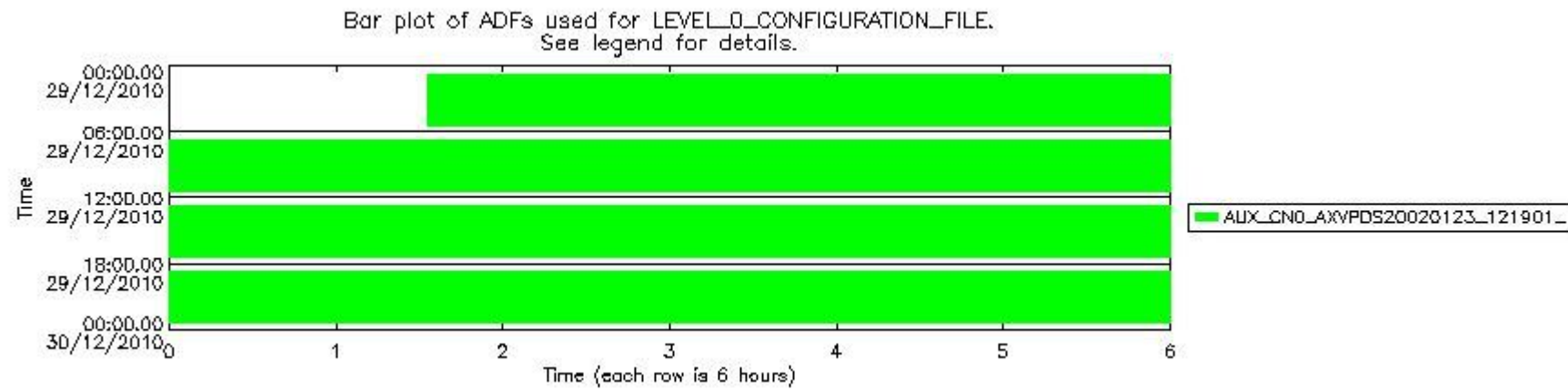
0.3 ADF monitoring

The use of ADFs is shown in two ways:

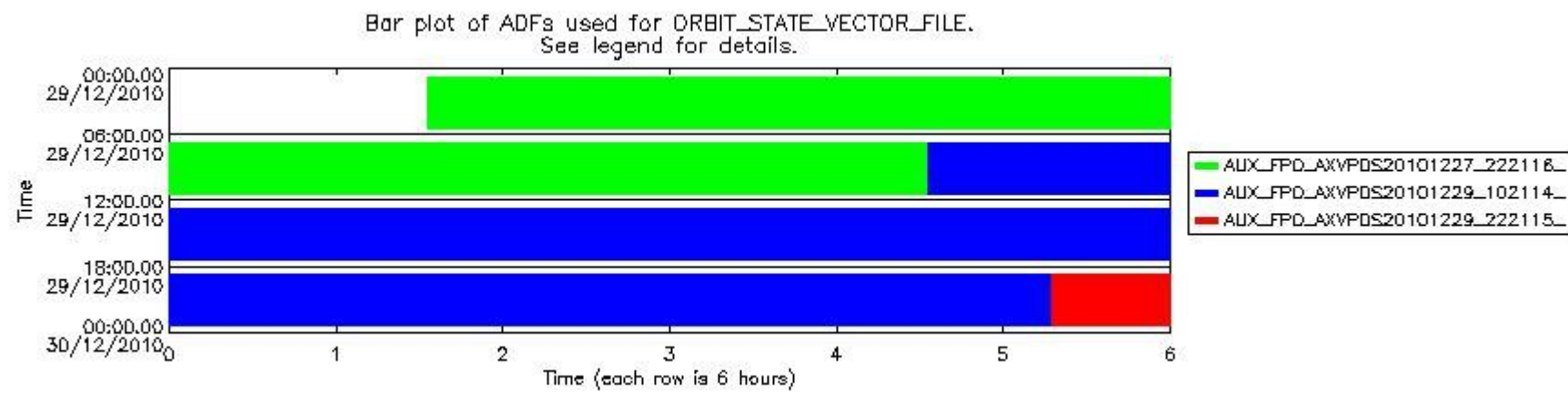
1. By means of two tables that can be used to find the ADF used for a specific product.
2. By means of plots that show changes in ADF using colours.

| Number | ADF |
|--------|---|
| 0 | AUX_CN0_AXVPDS20020123_121901_20020101_000000_20200101_000000 |
| 1 | AUX_FPO_AXVPDS20101227_222116_20101227_194217_20110106_201556 |
| 2 | AUX_FPO_AXVPDS20101229_102114_20101228_190533_20110107_211926 |
| 3 | AUX_FPO_AXVPDS20101229_222115_20101229_182850_20110108_204243 |

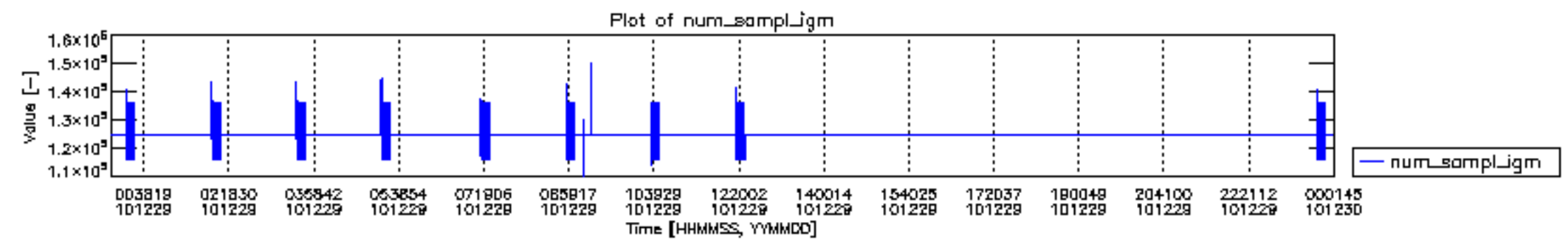
| Number | Product name | #CNO | #FPO |
|--------|---|------|------|
| 0 | MIP_NL_0PNPDE20101229_013242_000043873098_00031_46166_2614.N1 | 0 | 1 |
| 1 | MIP_NL_0PNPDE20101229_024515_000061793098_00032_46167_2615.N1 | 0 | 1 |
| 2 | MIP_NL_0PNPDE20101229_042741_000060313098_00033_46168_2616.N1 | 0 | 1 |
| 3 | MIP_NL_0PNPDK20101229_060738_000041573098_00034_46169_3807.N1 | 0 | 1 |
| 4 | MIP_NL_0PNPDK20101229_071559_000060733098_00035_46170_3808.N1 | 0 | 1 |
| 5 | MIP_NL_0PNPDK20101229_085537_000059523098_00036_46171_3809.N1 | 0 | 1 |
| 6 | MIP_NL_0PNPDK20101229_103313_000060893098_00037_46172_3810.N1 | 0 | 2 |
| 7 | MIP_NL_0PNPDK20101229_121347_000059993098_00038_46173_3811.N1 | 0 | 2 |
| 8 | MIP_NL_0PNPDK20101229_135248_000059733098_00039_46174_3812.N1 | 0 | 2 |
| 9 | MIP_NL_0PNPDK20101229_153148_000057473098_00040_46175_3813.N1 | 0 | 2 |
| 10 | MIP_NL_0PNPDK20101229_170634_000059253098_00041_46176_3814.N1 | 0 | 2 |
| 11 | MIP_NL_0PNPDK20101229_184412_000060393098_00042_46177_3815.N1 | 0 | 2 |
| 12 | MIP_NL_0PNPDE20101229_202301_000044293098_00043_46178_2617.N1 | 0 | 2 |
| 13 | MIP_NL_0PNPDE20101229_213520_000061963098_00043_46178_2618.N1 | 0 | 2 |
| 14 | MIP_NL_0PNPDE20101229_231737_000060623098_00044_46179_2619.N1 | 0 | 3 |

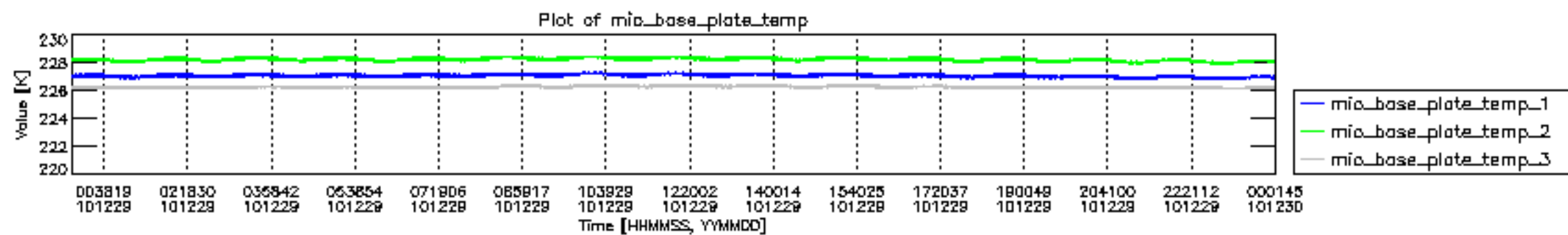


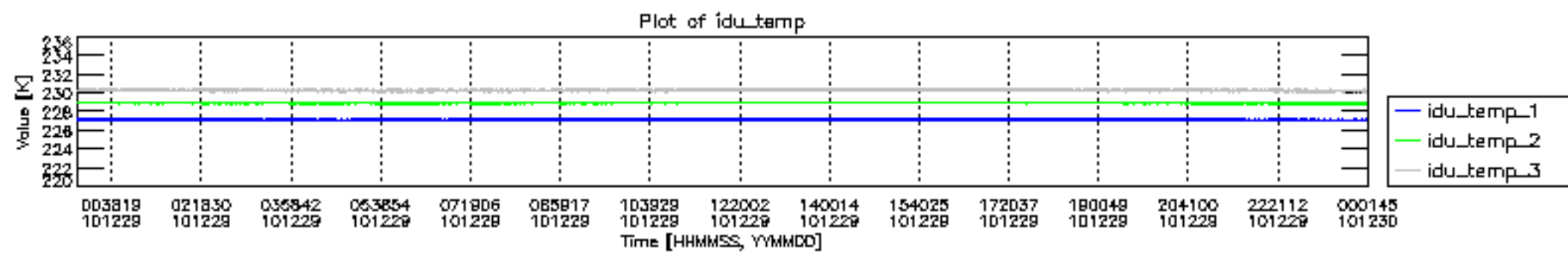
mipas_daily_report_level0_KSPT_L0_4504_N_20101229_12.PNG

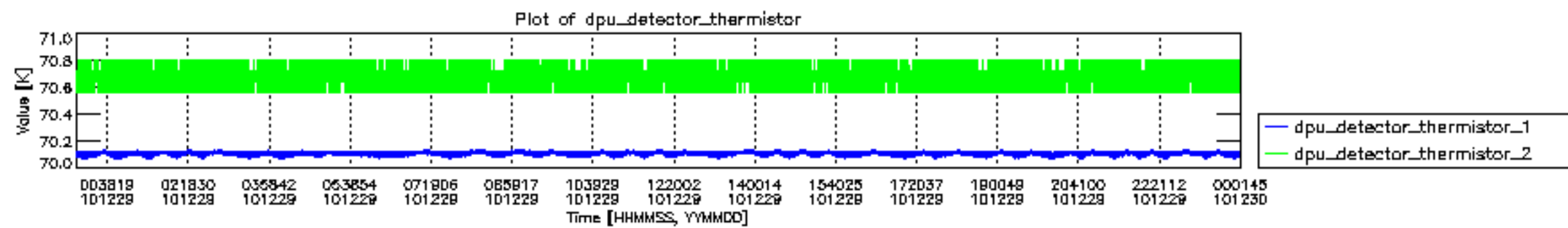


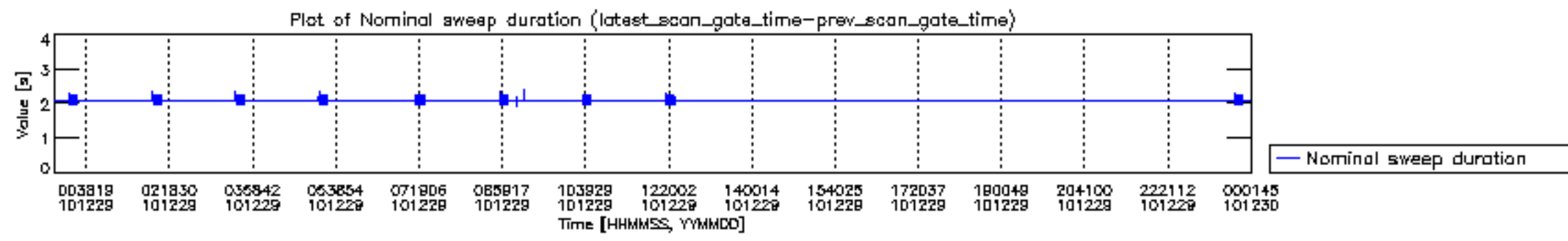
mipas_daily_report_level0_KSPT_L0_4504_N_20101229_13.PNG

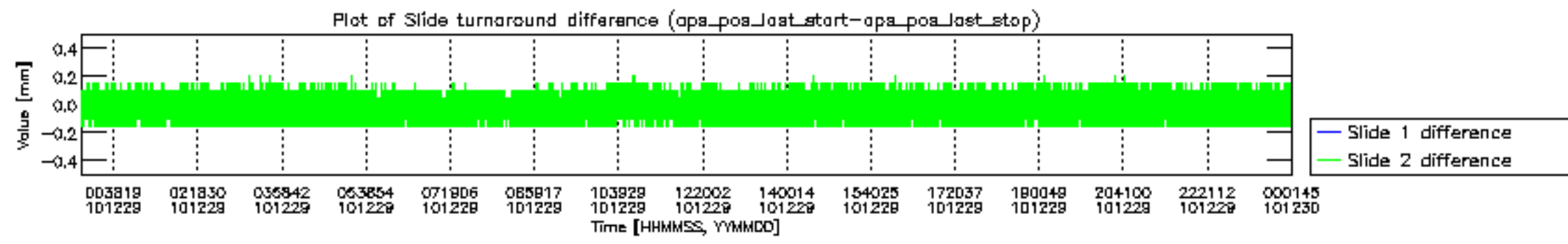


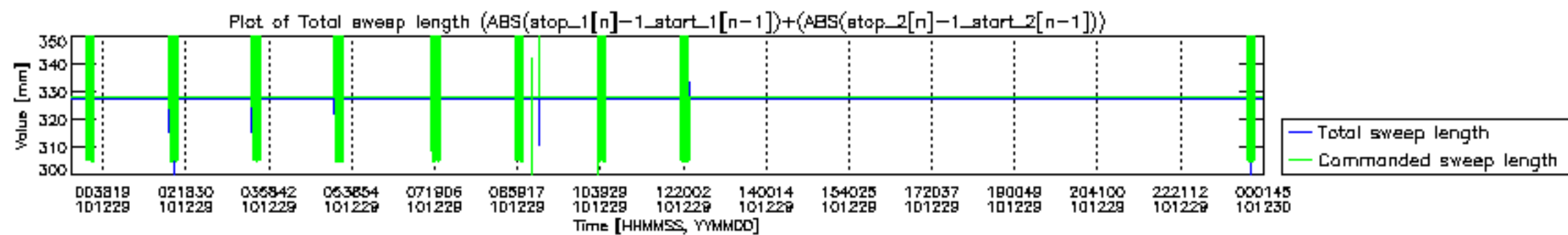


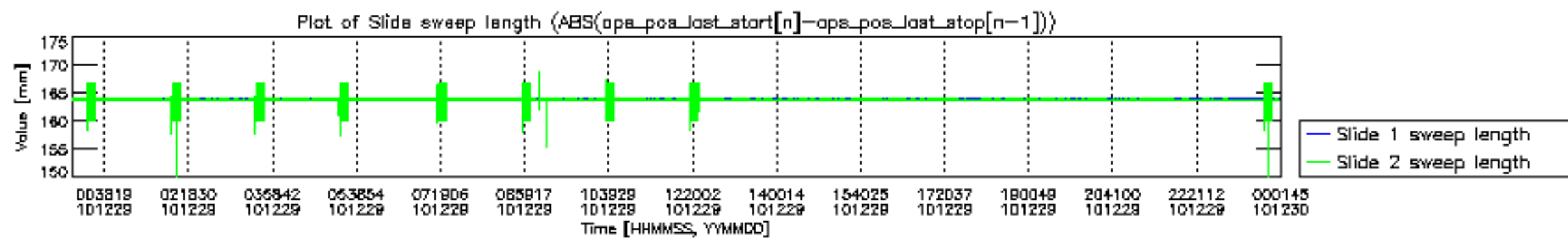


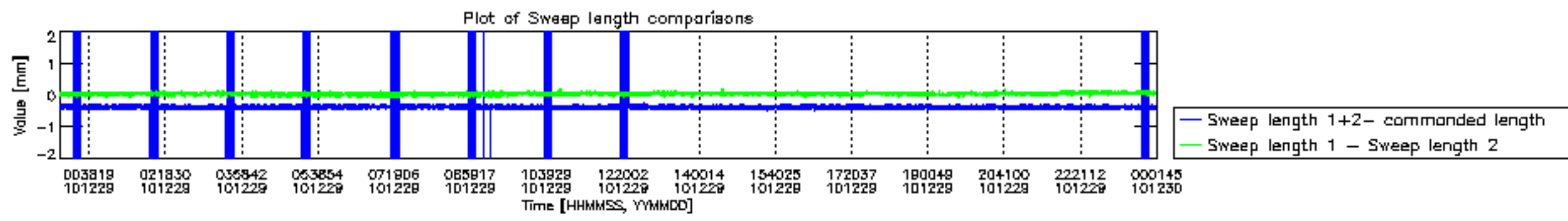


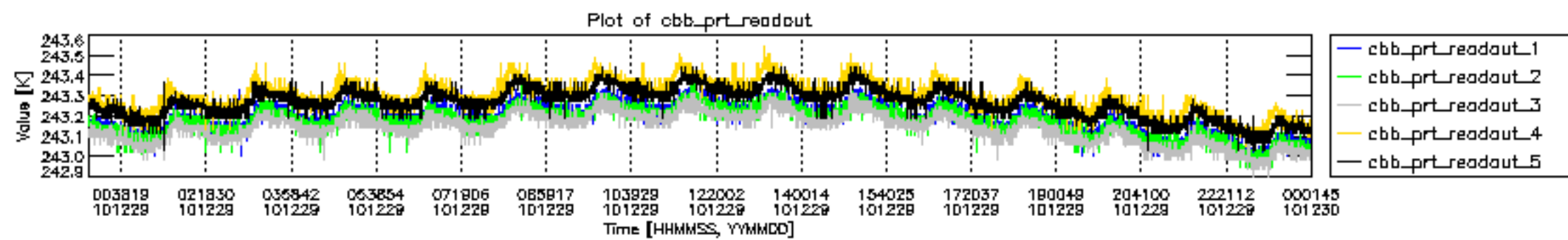


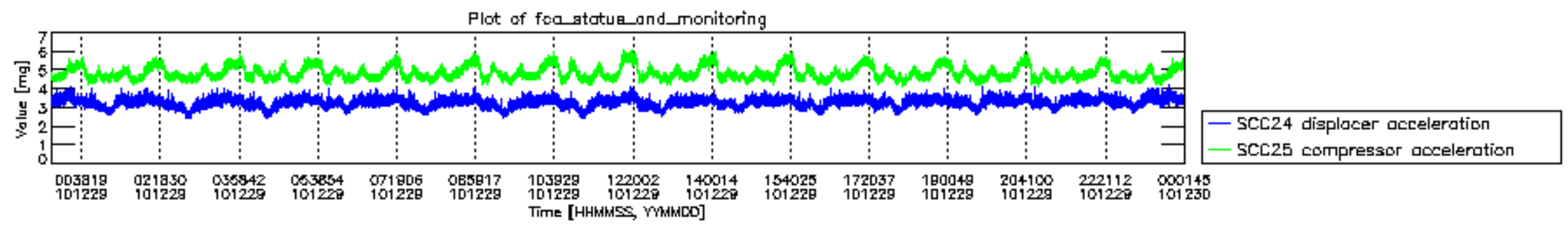












MIPNLOP_MIPSOUPAC_aux_fields_igm_cal, channel statistics plot
 Colour indicates value.

