

0. MIPAS Daily Report for level 0 products

[0.1 General Info](#)

[0.2 Instrument Operational Performance Parameters](#)

[0.3 ADF monitoring](#)

0.1 General Info

This report contains a daily analysis on parameters extracted from MIPAS level 0 data (The MIP_NL__0P product).

0.1.1 Report summary

The table below shows general characteristics of the data that are included into this report.

Item	Value
Report version	v1.6 08-11-2010
Time of report generation	28DEC2010 05:23:08
Data source version	KSPT_L0/4504-N
Processing scope for products	23DEC2010 00:00:00 to 24DEC2010 00:00:00
Start time of first product within scope	23DEC2010 00:14:38
Stop time of last product within scope	24DEC2010 01:18:52
Total number of level 0 products	16
Number of level 0 products with errors	0

0.1.2 Product Quality Indicators per product

The following table shows a summary for each product used in this report.

#	Product name	Start time	Stop time	Prod err	ISP err sign	ISP miss sign	ISP disc sign	rs sign
0	MIP_NL__0PNPDE20101223_001438_000059083097_00375_46079_2555.N1	23DEC2010 00:14:38	23DEC2010 01:53:06	0	0	0	0	0
1	MIP_NL__0PNPDE20101223_015207_000044603097_00376_46080_2556.N1	23DEC2010 01:52:07	23DEC2010 03:06:28	0	0	0	0	0
2	MIP_NL__0PNPDE20101223_030552_000061313097_00377_46081_2557.N1	23DEC2010 03:05:52	23DEC2010 04:48:04	0	0	0	0	0
3	MIP_NL__0PNPDE20101223_044730_000060813097_00378_46082_2558.N1	23DEC2010 04:47:30	23DEC2010 06:28:51	0	0	0	0	0
4	MIP_NL__0PNPDK20101223_062820_000039903097_00379_46083_3755.N1	23DEC2010 06:28:20	23DEC2010 07:34:50	0	0	0	0	0
5	MIP_NL__0PNPDK20101223_073343_000061983097_00380_46084_3756.N1	23DEC2010 07:33:43	23DEC2010 09:17:01	0	0	0	0	0
6	MIP_NL__0PNPDK20101223_091530_000059523097_00381_46085_3757.N1	23DEC2010 09:15:30	23DEC2010 10:54:41	0	0	0	0	0
7	MIP_NL__0PNPDK20101223_105320_000060983097_00382_46086_3758.N1	23DEC2010 10:53:20	23DEC2010 12:34:58	0	0	0	0	0
8	MIP_NL__0PNPDK20101223_123330_000060083097_00383_46087_3759.N1	23DEC2010 12:33:30	23DEC2010 14:13:38	0	0	0	0	0
9	MIP_NL__0PNPDK20101223_141242_000058813097_00384_46088_3760.N1	23DEC2010 14:12:42	23DEC2010 15:50:42	0	0	0	0	0
10	MIP_NL__0PNPDK20101223_154944_000058333097_00385_46089_3761.N1	23DEC2010 15:49:44	23DEC2010 17:26:57	0	0	0	0	0
11	MIP_NL__0PNPDK20101223_172533_000060733097_00386_46090_3762.N1	23DEC2010 17:25:33	23DEC2010 19:06:46	0	0	0	0	0
12	MIP_NL__0PNPDK20101223_190445_000061363097_00387_46091_3763.N1	23DEC2010 19:04:45	23DEC2010 20:47:00	0	0	0	0	0
13	MIP_NL__0PNPDE20101223_204501_000043893097_00388_46092_2559.N1	23DEC2010 20:45:01	23DEC2010 21:58:10	0	0	0	0	0
14	MIP_NL__0PNPDE20101223_215708_000061363097_00388_46092_2560.N1	23DEC2010 21:57:08	23DEC2010 23:39:23	0	0	0	0	0
15	MIP_NL__0PNPDE20101223_233819_000060333097_00389_46093_2561.N1	23DEC2010 23:38:19	24DEC2010 01:18:52	0	0	0	0	0

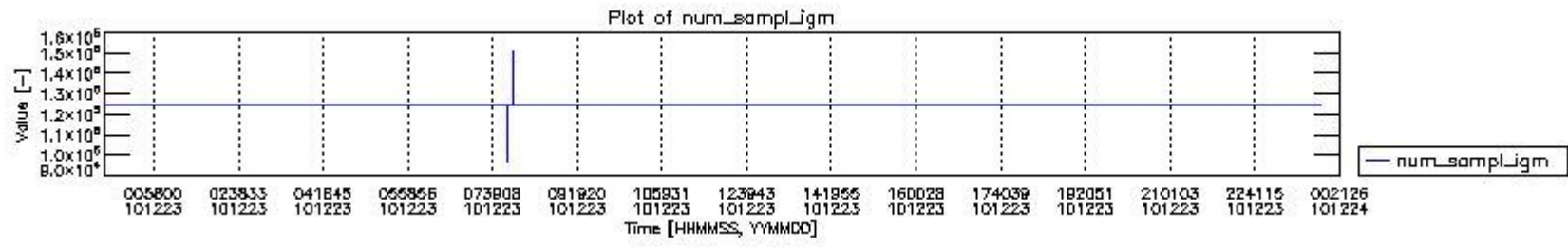
0.2 Instrument Operational Performance Parameters

The following plots give an overview of various instrument parameters for this day. The instrument parameters are part of the auxiliary data field within the source packets of the MIP_NL__0P product. The auxiliary data is normally included twice per interferogram. Note that only the first packet is currently included in monitoring.

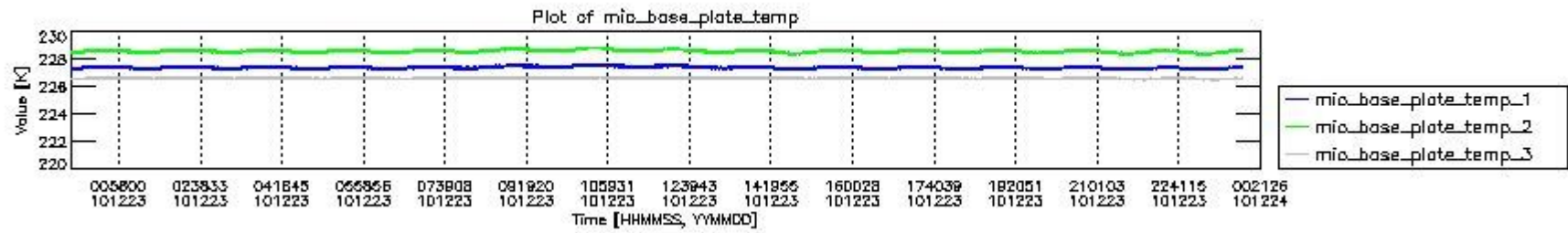
The following table shows the counts of various interferogram number of samples

Number of igm samples	Count [#]	Count [%]
96124	1	0.0024011333
100396	1	0.0024011333

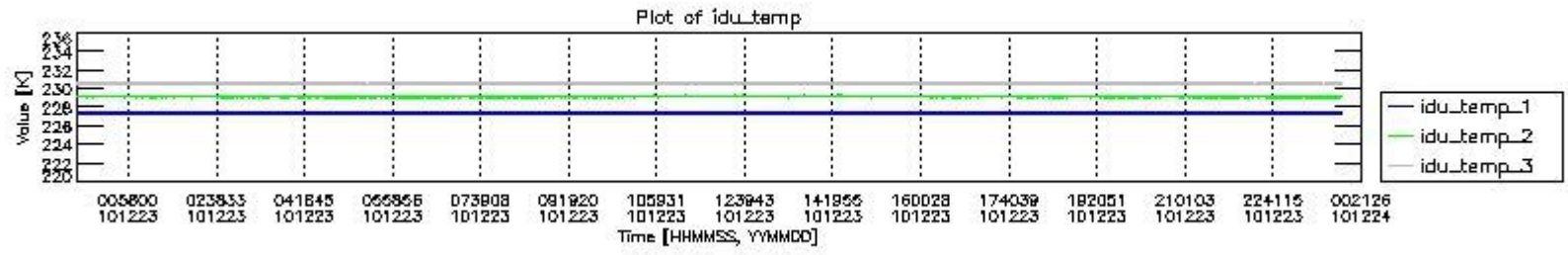
120528	1	0.0024011333
124800	38689	92.897448
124803	2952	7.0881456
127456	1	0.0024011333
147588	1	0.0024011333
150244	1	0.0024011333



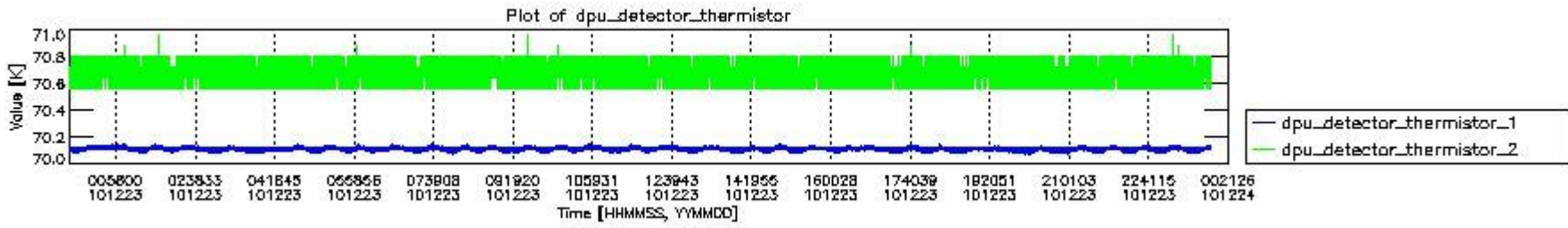
mipas_daily_report_level0_KSPT_L0_4504_N_20101223_0.PNG



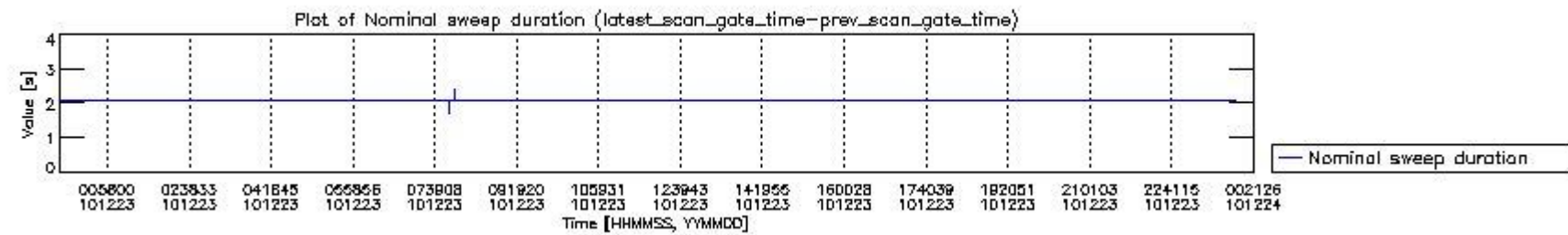
mipas_daily_report_level0_KSPT_L0_4504_N_20101223_1.PNG



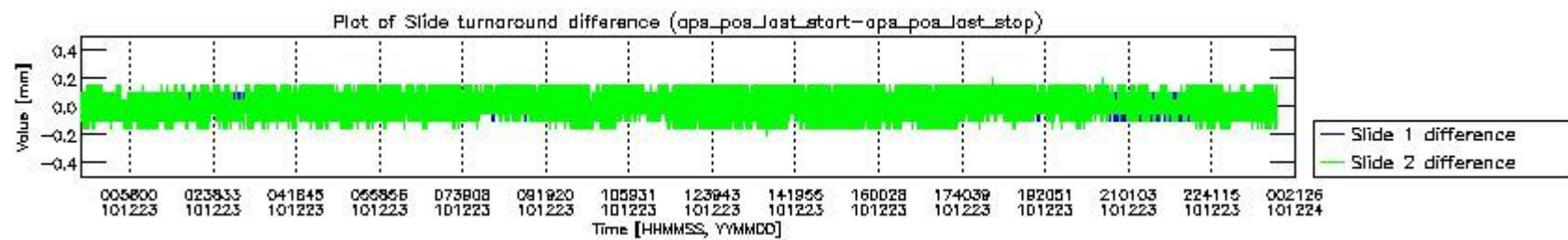
mipas_daily_report_level0_KSPT_L0_4504_N_20101223_2.PNG



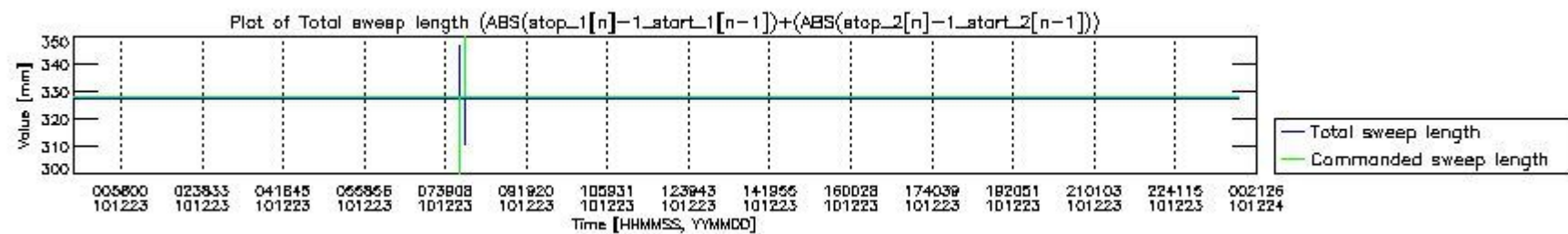
mipas_daily_report_level0_KSPT_L0_4504_N_20101223_3.PNG



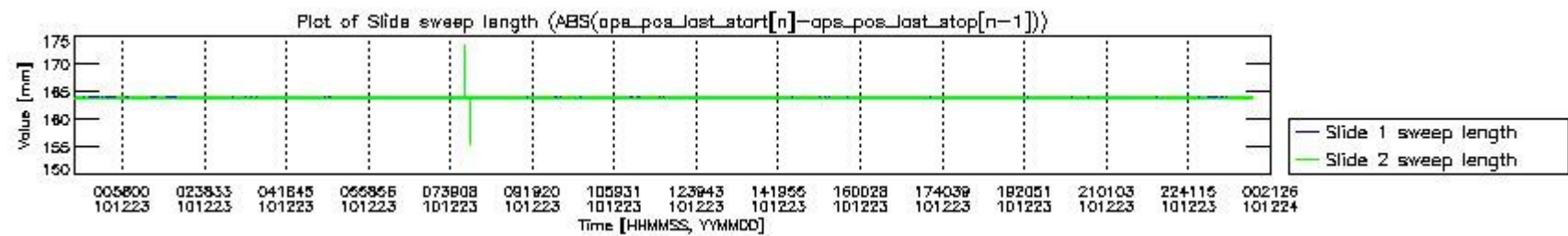
mipas_daily_report_level0_KSPT_L0_4504_N_20101223_4.PNG



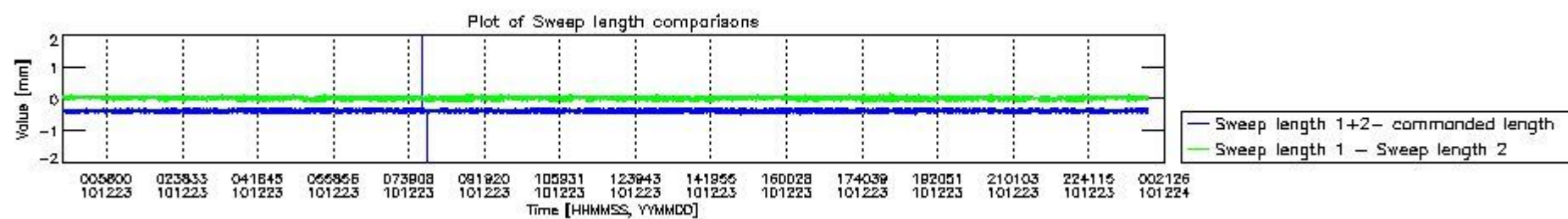
mipas_daily_report_level0_KSPT_L0_4504_N_20101223_5.PNG



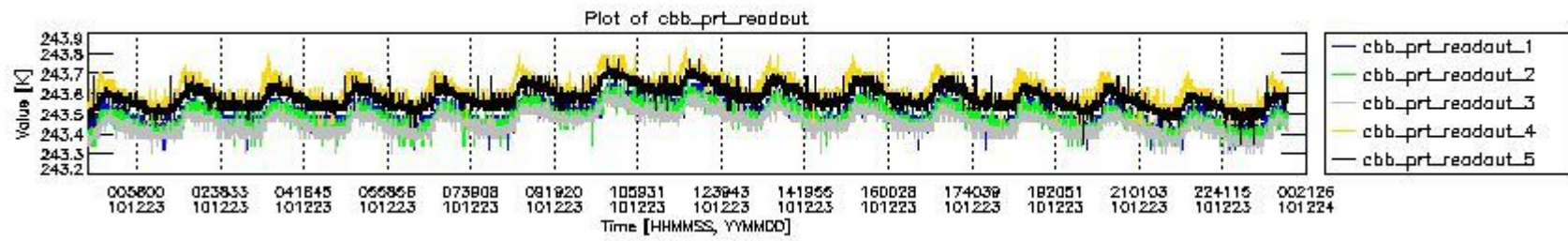
mipas_daily_report_level0_KSPT_L0_4504_N_20101223_6.PNG



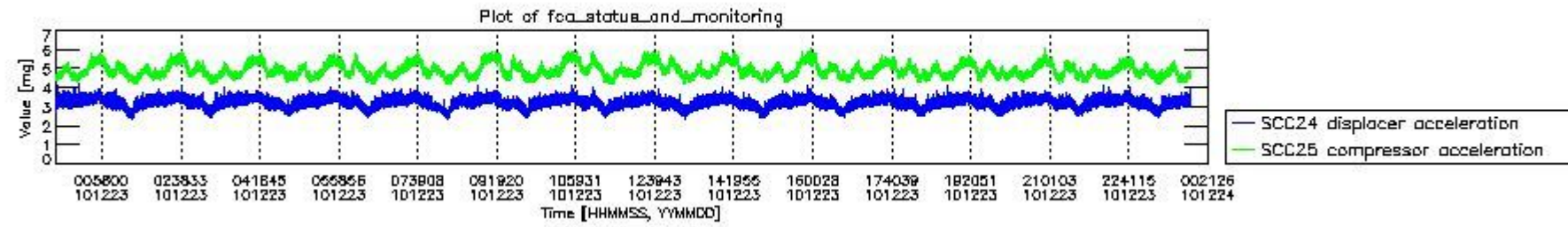
mipas_daily_report_level0_KSPT_L0_4504_N_20101223_7.PNG



mipas_daily_report_level0_KSPT_L0_4504_N_20101223_8.PNG



mipas_daily_report_level0_KSPT_L0_4504_N_20101223_9.PNG




mipas_daily_report_level0_KSPT_L0_4504_N_20101223_10.PNG

The following table shows channel statistics for all channels for this day.

Channel	Min	Max	ADC
A1	-18158	19279	16bit
B1	-19951	17210	16bit
C1	-23894	23801	16bit
D1	-32768	32767	16bit
A2	-15716	19413	16bit
B2	-18054	17697	16bit
C2	-24843	24484	16bit
D2	-32768	32767	16bit

MIPNLOP_MIPSOUPAC_aux_fields_igm_cal, channel statistics plot
Colour indicates value.



mipas_daily_report_level0_KSPT_L0_4504_N_20101223_11.PNG

0.3 ADF monitoring

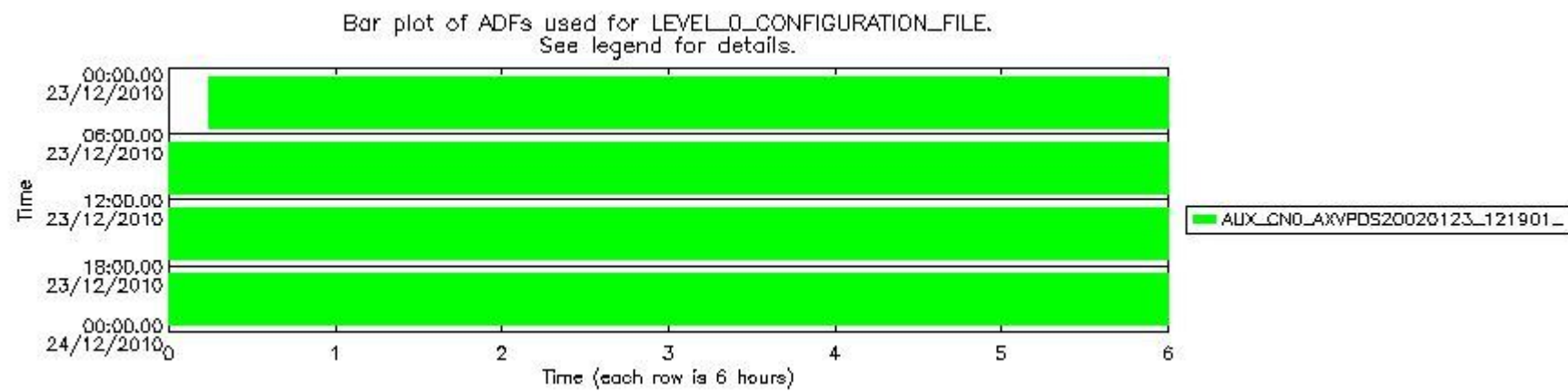
The use of ADFs is shown in two ways:

1. By means of two tables that can be used to find the ADF used for a specific product.
2. By means of plots that show changes in ADF using colours.

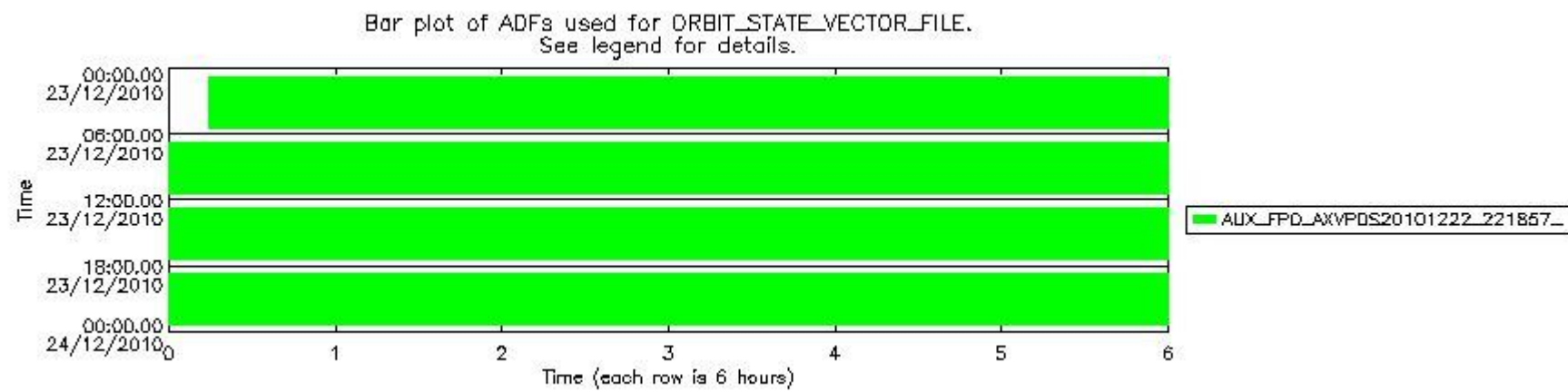
Number	ADF
0	AUX_CN0_AXVPDS20020123_121901_20020101_000000_20200101_000000
1	AUX_FPO_AXVPDS20101222_221857_20101222_192527_20110101_213921

Number	Product name	#CN0	#FPO
0	MIP_NL_0PNPDE20101223_001438_000059083097_00375_46079_2555.N1	0	1

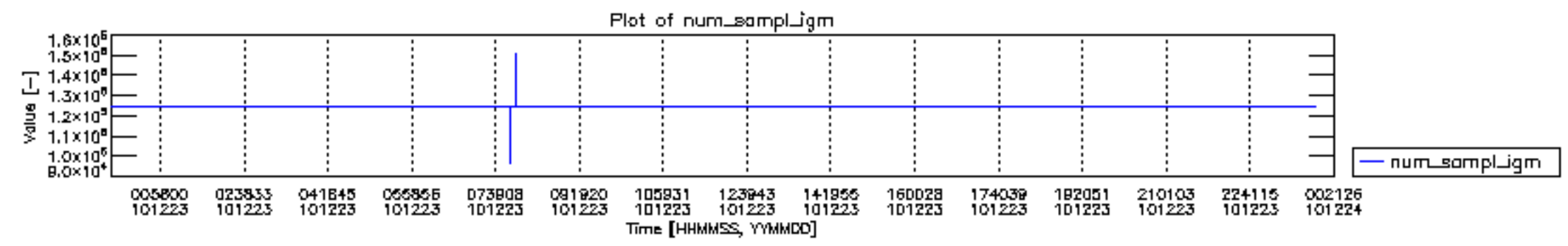
1	MIP_NL__0PNPDE20101223_015207_000044603097_00376_46080_2556.N1	0	1
2	MIP_NL__0PNPDE20101223_030552_000061313097_00377_46081_2557.N1	0	1
3	MIP_NL__0PNPDE20101223_044730_000060813097_00378_46082_2558.N1	0	1
4	MIP_NL__0PNPDK20101223_062820_000039903097_00379_46083_3755.N1	0	1
5	MIP_NL__0PNPDK20101223_073343_000061983097_00380_46084_3756.N1	0	1
6	MIP_NL__0PNPDK20101223_091530_000059523097_00381_46085_3757.N1	0	1
7	MIP_NL__0PNPDK20101223_105320_000060983097_00382_46086_3758.N1	0	1
8	MIP_NL__0PNPDK20101223_123330_000060083097_00383_46087_3759.N1	0	1
9	MIP_NL__0PNPDK20101223_141242_000058813097_00384_46088_3760.N1	0	1
10	MIP_NL__0PNPDK20101223_154944_000058333097_00385_46089_3761.N1	0	1
11	MIP_NL__0PNPDK20101223_172533_000060733097_00386_46090_3762.N1	0	1
12	MIP_NL__0PNPDK20101223_190445_000061363097_00387_46091_3763.N1	0	1
13	MIP_NL__0PNPDE20101223_204501_000043893097_00388_46092_2559.N1	0	1
14	MIP_NL__0PNPDE20101223_215708_000061363097_00388_46092_2560.N1	0	1
15	MIP_NL__0PNPDE20101223_233819_000060333097_00389_46093_2561.N1	0	1

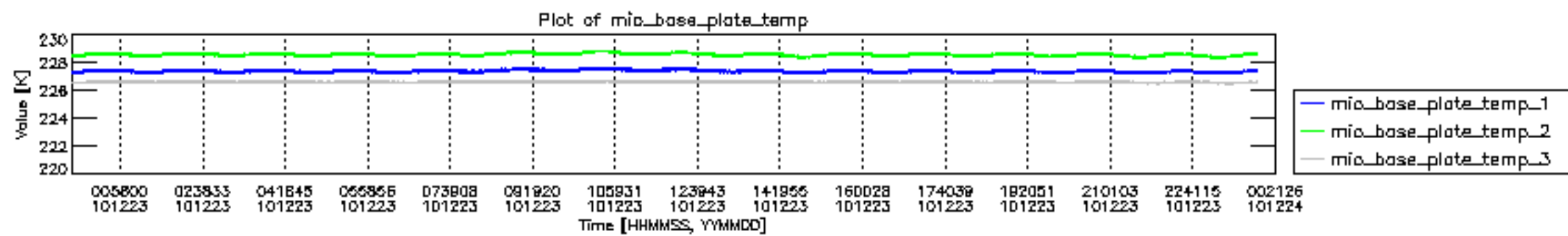


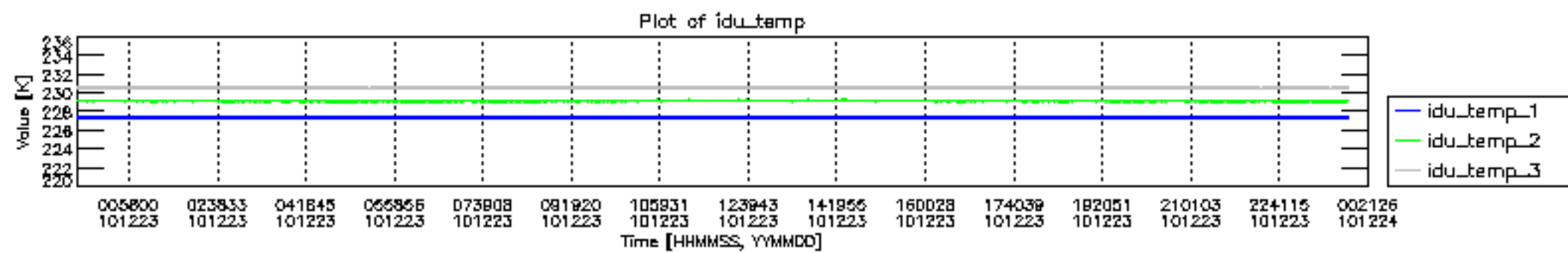
mipas_daily_report_level0_KSPT_L0_4504_N_20101223_12.PNG

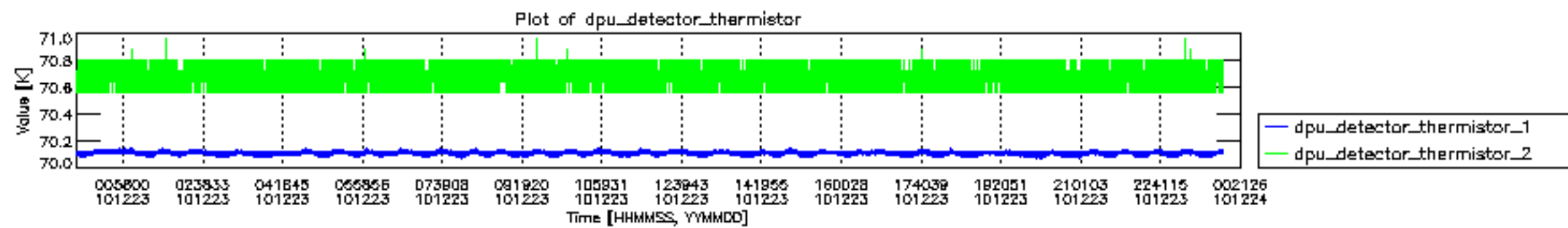


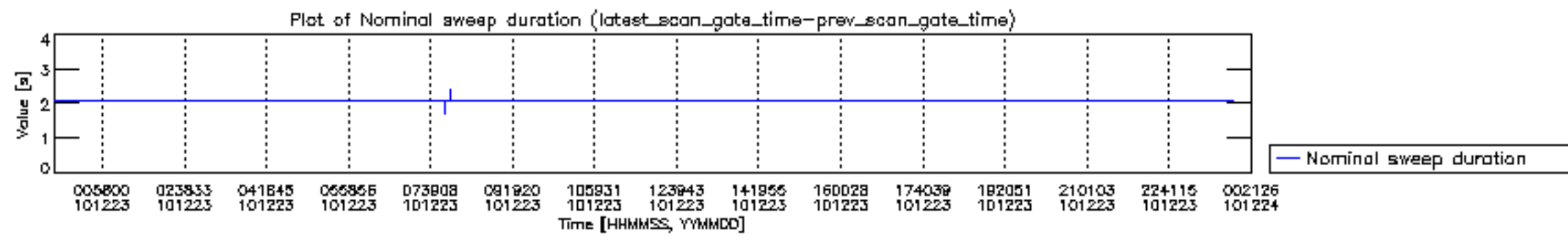
mipas_daily_report_level0_KSPT_L0_4504_N_20101223_13.PNG

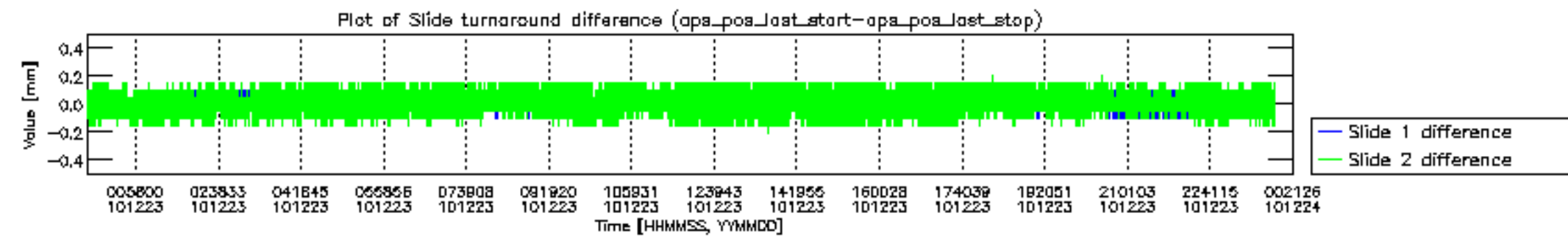


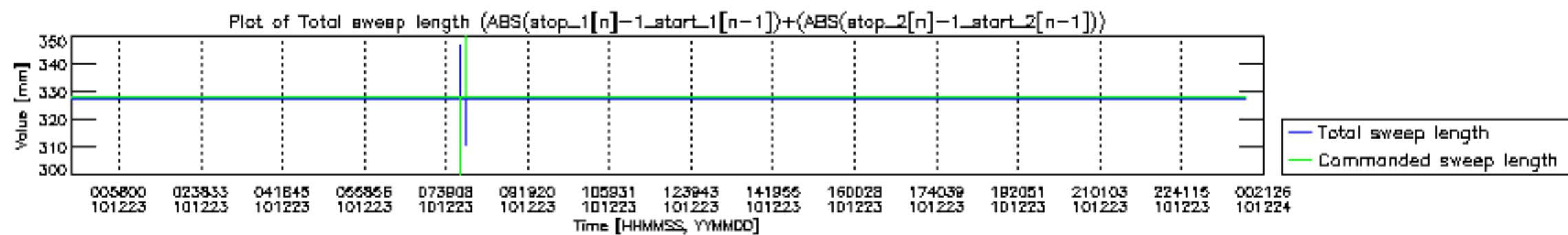


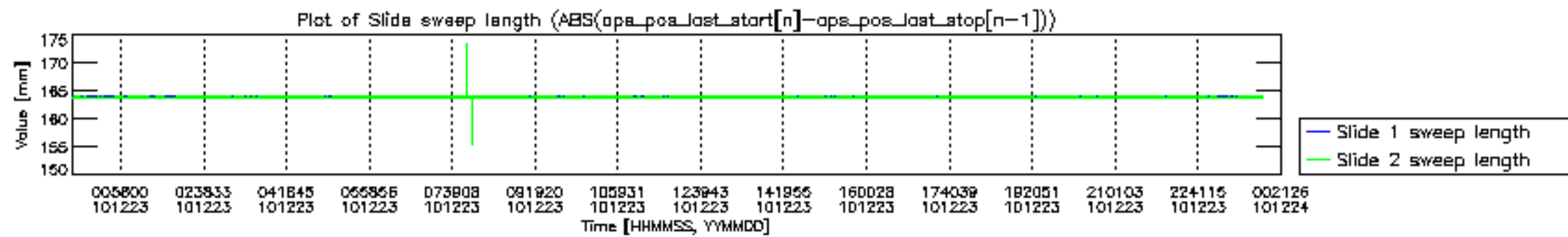


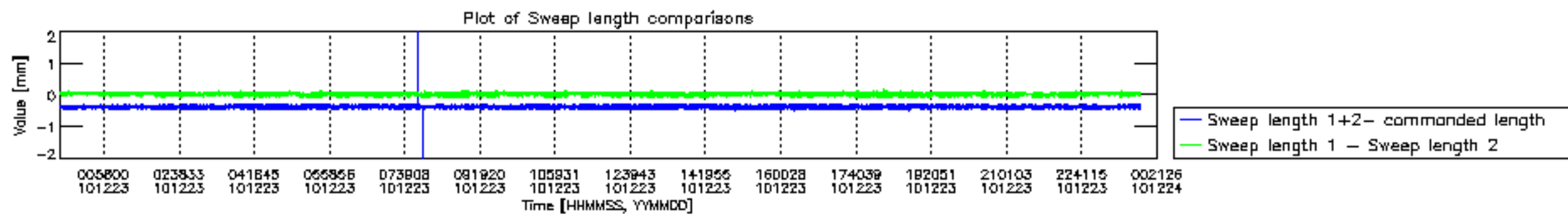


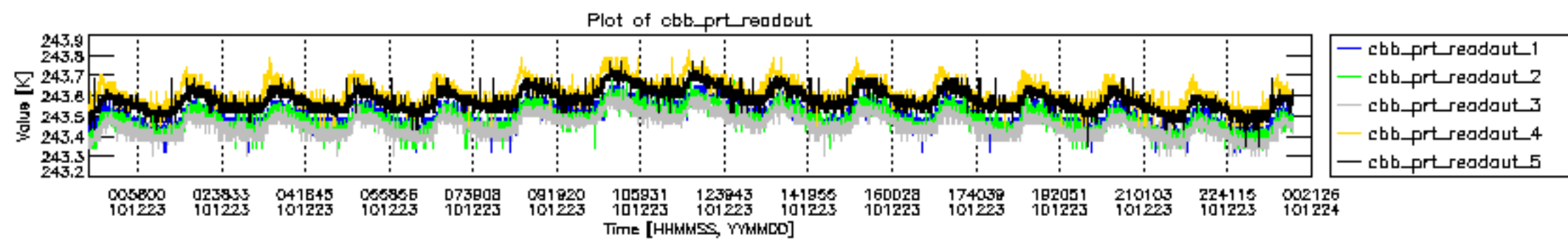


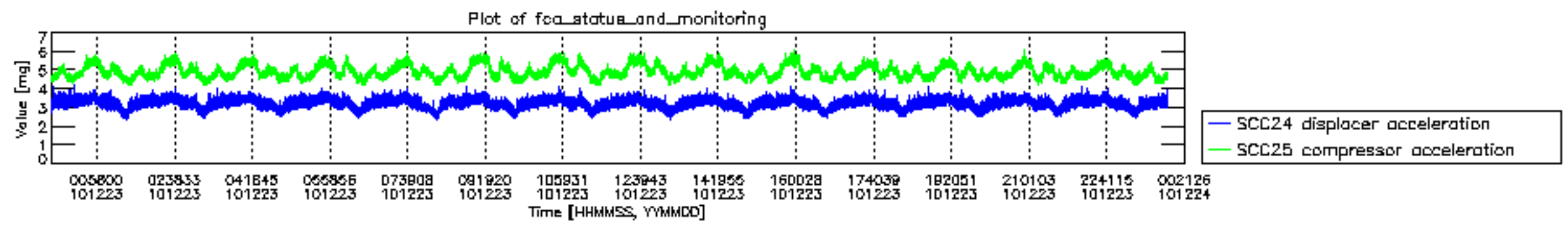












MIPNLOP_MIPSOUPAC_aux_fields_igm_cal, channel statistics plot
 Colour indicates value.

