

0. MIPAS Daily Report for level 0 products

[0.1 General Info](#)

[0.2 Instrument Operational Performance Parameters](#)

[0.3 ADF monitoring](#)

0.1 General Info

This report contains a daily analysis on parameters extracted from MIPAS level 0 data (The MIP_NL__0P product).

0.1.1 Report summary

The table below shows general characteristics of the data that are included into this report.

Item	Value
Report version	v1.6 08-11-2010
Time of report generation	11DEC2010 05:24:51
Data source version	KSPT_L0/4504-N
Processing scope for products	06DEC2010 00:00:00 to 07DEC2010 00:00:00
Start time of first product within scope	06DEC2010 00:36:14
Stop time of last product within scope	07DEC2010 00:01:48
Total number of level 0 products	15
Number of level 0 products with errors	1

0.1.2 Product Quality Indicators per product

The following table shows a summary for each product used in this report.

#	Product name	Start time	Stop time	Prod err	ISP err sign	ISP miss sign	ISP disc sign	rs sign
0	MIP_NL__0PNPDE20101206_003614_000059033097_00131_45835_2440.N1	06DEC2010 00:36:14	06DEC2010 02:14:37	0	0	0	0	0
1	MIP_NL__0PNPDE20101206_021324_000045633097_00132_45836_2441.N1	06DEC2010 02:13:24	06DEC2010 03:29:26	0	0	0	0	0
2	MIP_NL__0PNPDE20101206_032853_000061423097_00133_45837_2442.N1	06DEC2010 03:28:53	06DEC2010 05:11:15	0	0	0	0	0
3	MIP_NL__0PNPDE20101206_051042_000060483097_00134_45838_2443.N1	06DEC2010 05:10:42	06DEC2010 06:51:30	0	0	0	0	0
4	MIP_NL__0PNPDK20101206_065054_000040343097_00135_45839_3475.N1	06DEC2010 06:50:54	06DEC2010 07:58:08	0	0	0	0	0
5	MIP_NL__0PNPDK20101206_075710_000060383097_00136_45840_3476.N1	06DEC2010 07:57:10	06DEC2010 09:37:47	0	0	0	0	0
6	MIP_NL__0PNPDK20101206_093644_000061553097_00137_45841_3477.N1	06DEC2010 09:36:44	06DEC2010 11:19:19	0	0	0	0	0
7	MIP_NL__0PNPDK20101206_111814_000059623097_00138_45842_3478.N1	06DEC2010 11:18:14	06DEC2010 12:57:37	1	1	0	0	0
8	MIP_NL__0PNPDK20101206_125617_000059143097_00139_45843_3479.N1	06DEC2010 12:56:17	06DEC2010 14:34:51	0	0	0	0	0
9	MIP_NL__0PNPDK20101206_143416_000059143097_00140_45844_3480.N1	06DEC2010 14:34:16	06DEC2010 16:12:50	0	0	0	0	0
10	MIP_NL__0PNPDK20101206_161112_000058953097_00141_45845_3481.N1	06DEC2010 16:11:12	06DEC2010 17:49:27	0	0	0	0	0
11	MIP_NL__0PNPDK20101206_174816_000059523097_00142_45846_3482.N1	06DEC2010 17:48:16	06DEC2010 19:27:28	0	0	0	0	0
12	MIP_NL__0PNPDK20101206_192544_000062283097_00143_45847_3483.N1	06DEC2010 19:25:44	06DEC2010 21:09:31	0	0	0	0	0
13	MIP_NL__0PNPDE20101206_210827_000042893097_00144_45848_2444.N1	06DEC2010 21:08:27	06DEC2010 22:19:56	0	0	0	0	0
14	MIP_NL__0PNPDE20101206_221857_000061713097_00144_45848_2445.N1	06DEC2010 22:18:57	07DEC2010 00:01:48	0	0	0	0	0

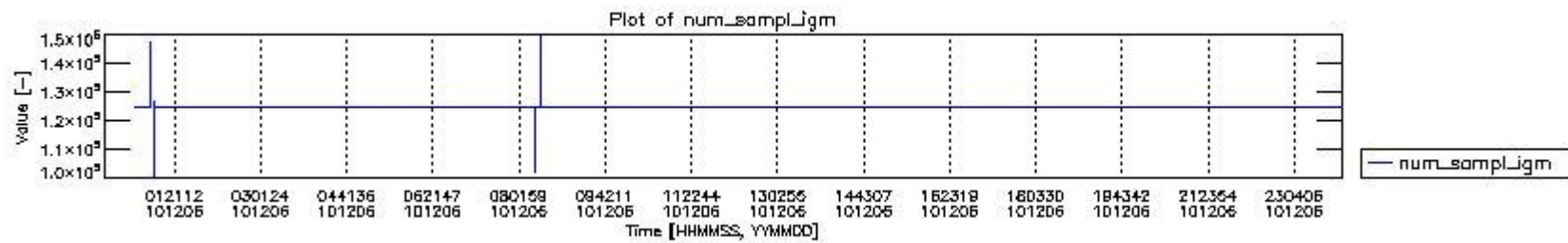
0.2 Instrument Operational Performance Parameters

The following plots give an overview of various instrument parameters for this day. The instrument parameters are part of the auxiliary data field within the source packets of the MIP_NL__0P product. The auxiliary data is normally included twice per interferogram. Note that only the first packet is currently included in monitoring.

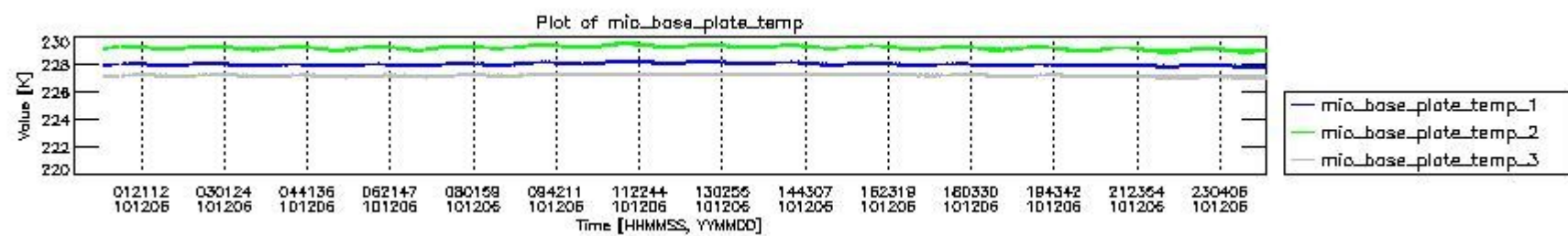
The following table shows the counts of various interferogram number of samples

Number of igm samples	Count [#]	Count [%]
100557	1	0.0024716380
101922	1	0.0024716380
103295	1	0.0024716380

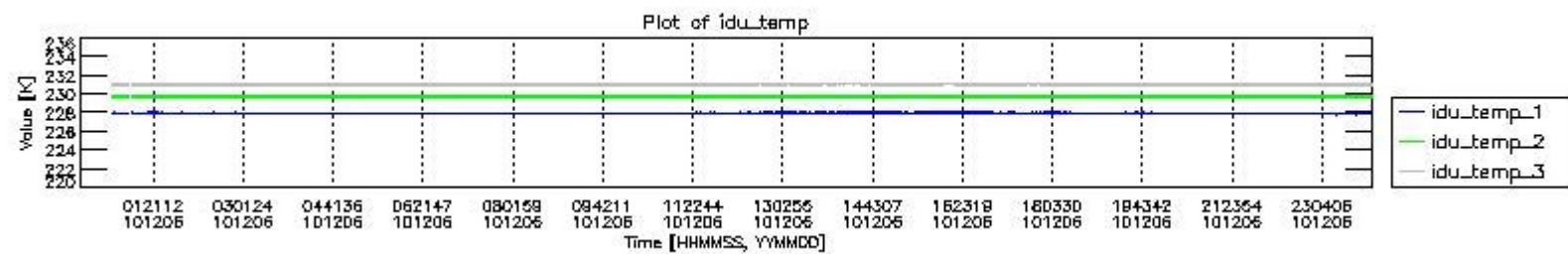
123427	1	0.0024716380
124800	37586	92.898984
124803	2861	7.0713562
125809	1	0.0024716380
125969	1	0.0024716380
126818	1	0.0024716380
127010	1	0.0024716380
146101	1	0.0024716380
147142	1	0.0024716380
147270	1	0.0024716380
149352	1	0.0024716380



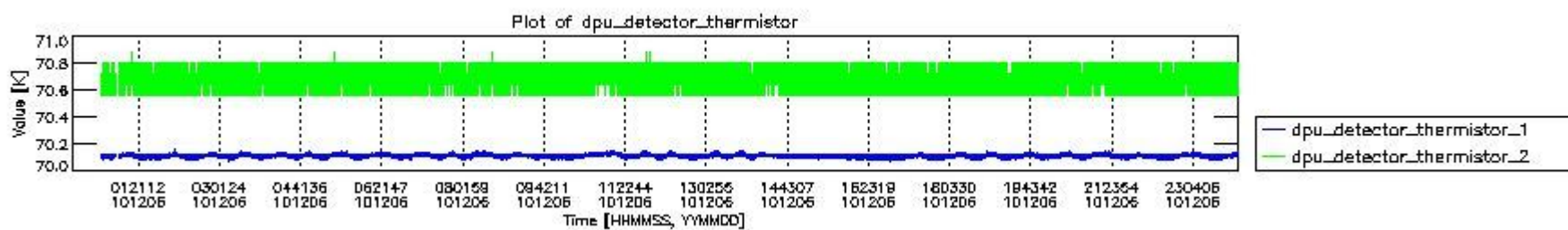
mipas_daily_report_level0_KSPT_L0_4504_N_20101206_0.PNG



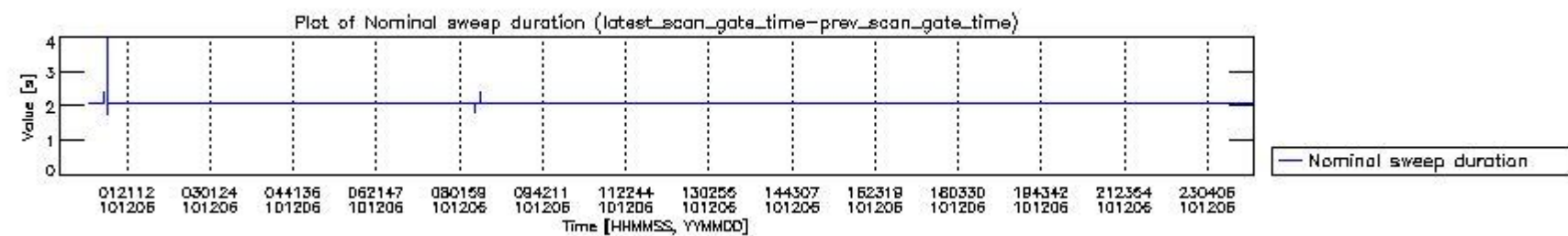
mipas_daily_report_level0_KSPT_L0_4504_N_20101206_1.PNG



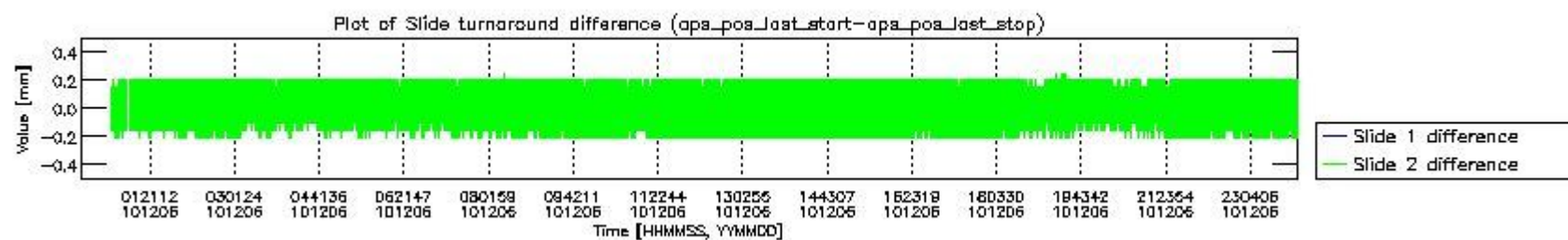
mipas_daily_report_level0_KSPT_L0_4504_N_20101206_2.PNG



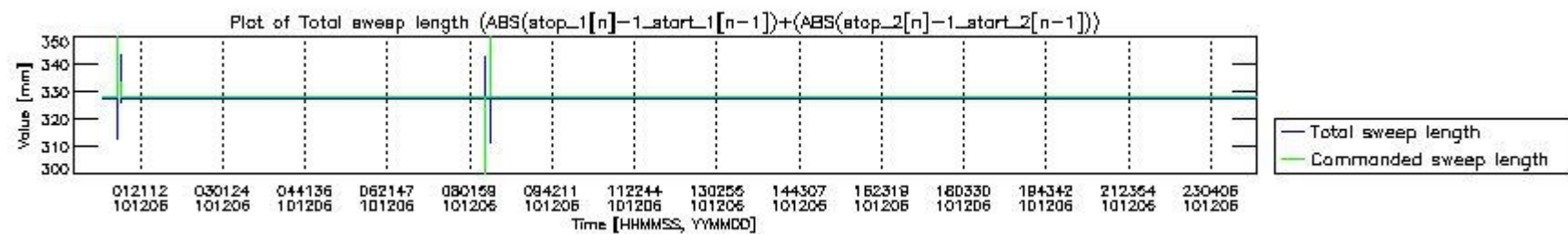
mipas_daily_report_level0_KSPT_L0_4504_N_20101206_3.PNG



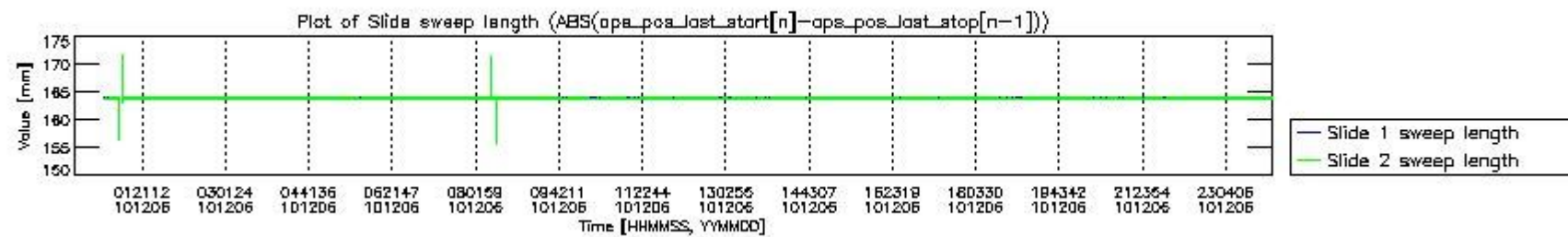
mipas_daily_report_level0_KSPT_L0_4504_N_20101206_4.PNG



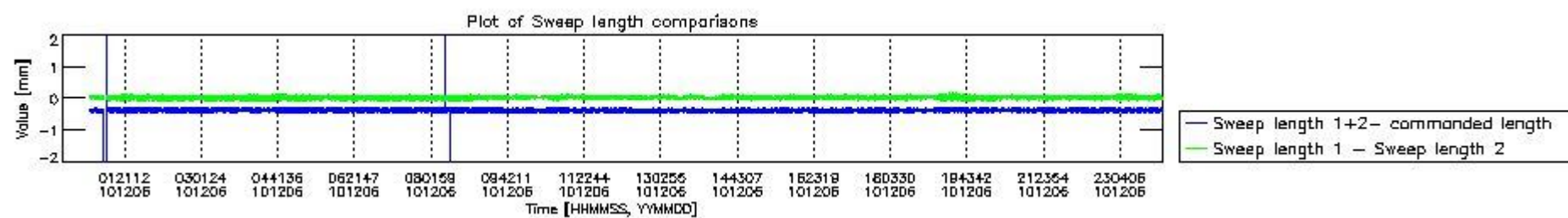
mipas_daily_report_level0_KSPT_L0_4504_N_20101206_5.PNG



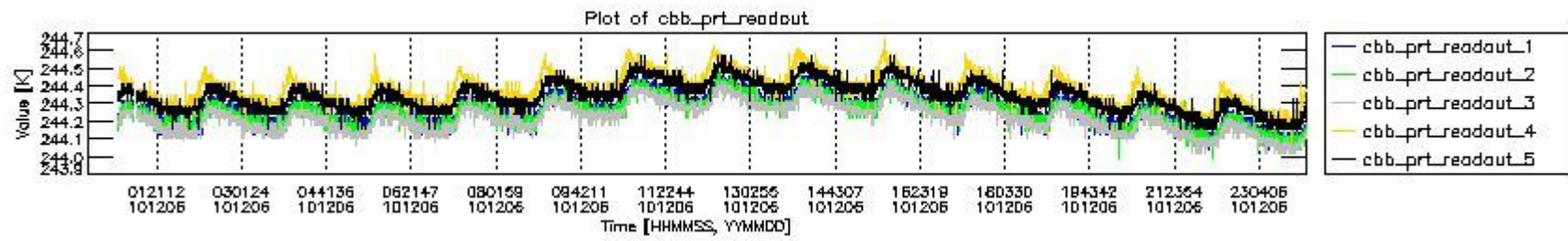
mipas_daily_report_level0_KSPT_L0_4504_N_20101206_6.PNG



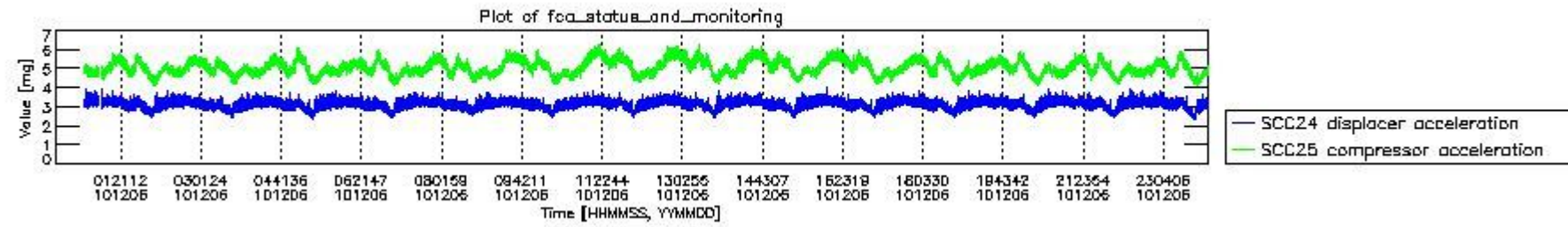
mipas_daily_report_level0_KSPT_L0_4504_N_20101206_7.PNG



mipas_daily_report_level0_KSPT_L0_4504_N_20101206_8.PNG



mipas_daily_report_level0_KSPT_L0_4504_N_20101206_9.PNG

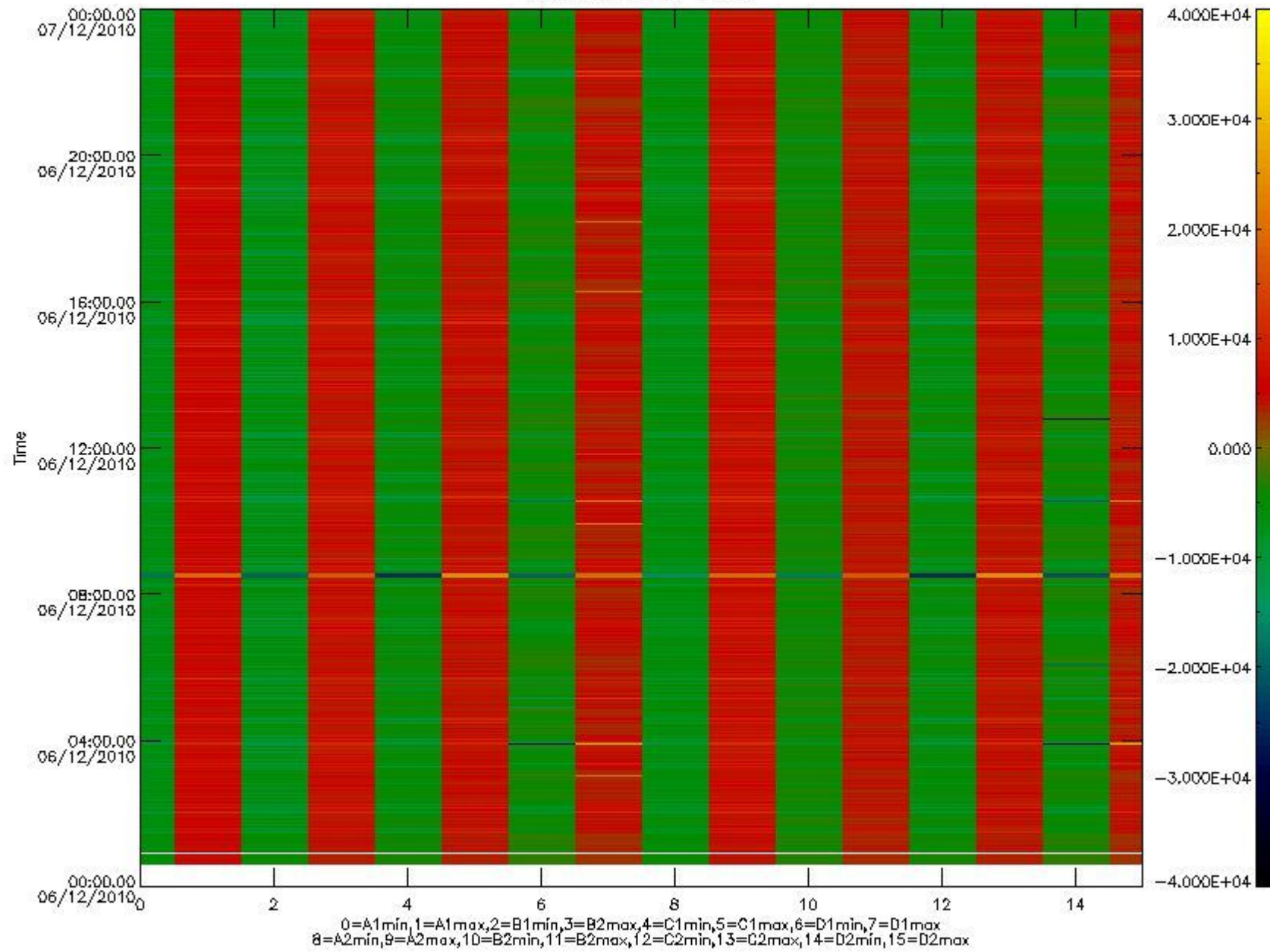


mipas_daily_report_level0_KSPT_L0_4504_N_20101206_10.PNG

The following table shows channel statistics for all channels for this day.

Channel	Min	Max	ADC
A1	-18418	19589	16bit
B1	-20365	17541	16bit
C1	-24748	24469	16bit
D1	-32768	32767	16bit
A2	-15905	19705	16bit
B2	-18472	18066	16bit
C2	-25603	25176	16bit
D2	-32768	32767	16bit

MIPNLOP_MIPSOUPAC_aux_fields_igm_cal, channel statistics plot
Colour indicates value.



mipas_daily_report_level0_KSPT_L0_4504_N_20101206_11.PNG

0.3 ADF monitoring

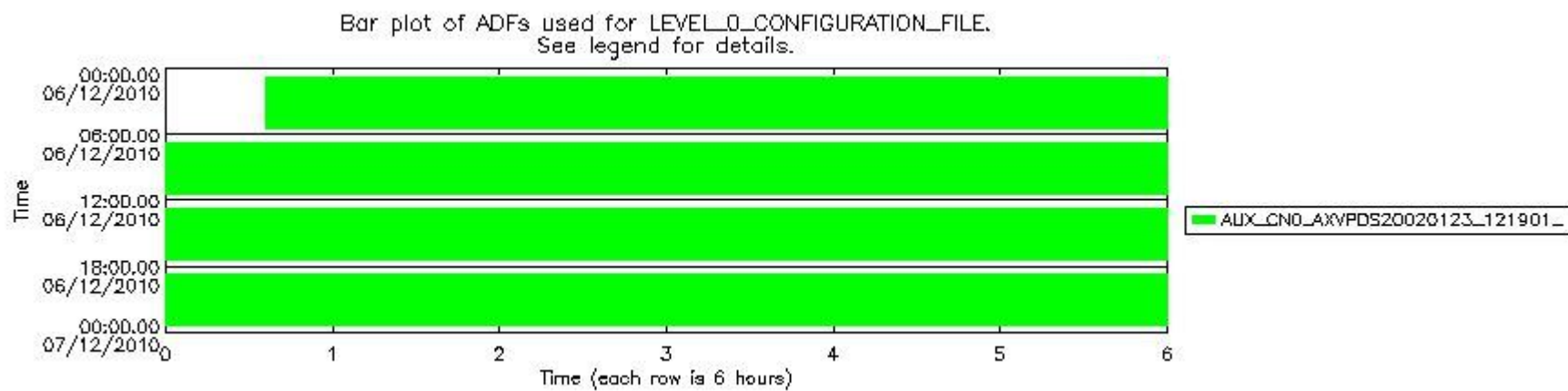
The use of ADFs is shown in two ways:

1. By means of two tables that can be used to find the ADF used for a specific product.
2. By means of plots that show changes in ADF using colours.

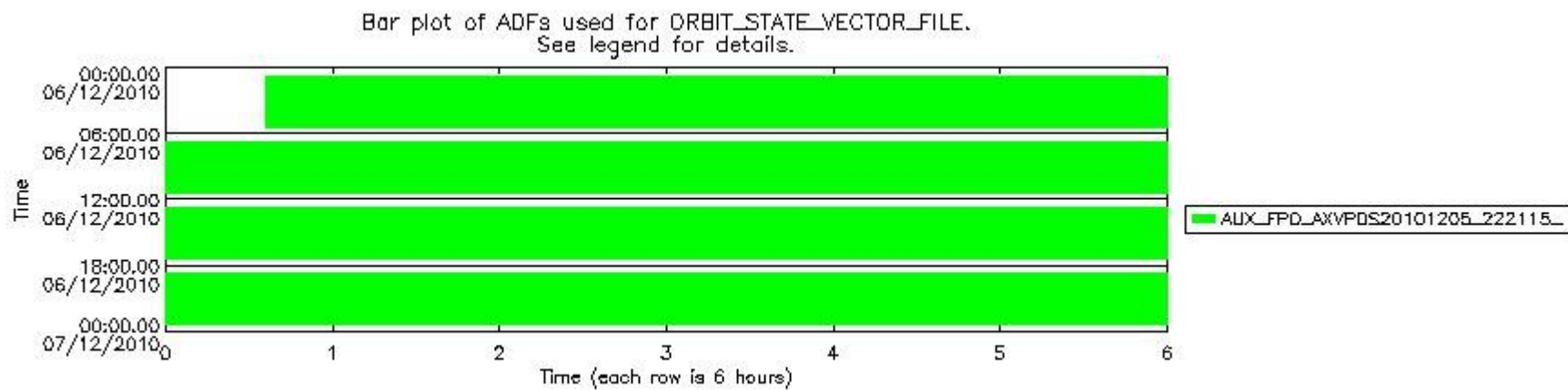
Number	ADF
0	AUX_CN0_AXVPDS20020123_121901_20020101_000000_20200101_000000
1	AUX_FPO_AXVPDS20101205_222115_20101205_194825_20101215_202205

Number	Product name	#CN0	#FPO
0	MIP_NL_0PNPDE20101206_003614_000059033097_00131_45835_2440.N1	0	1


1	MIP_NL__0PNPDE20101206_021324_000045633097_00132_45836_2441.N1	0	1
2	MIP_NL__0PNPDE20101206_032853_000061423097_00133_45837_2442.N1	0	1
3	MIP_NL__0PNPDE20101206_051042_000060483097_00134_45838_2443.N1	0	1
4	MIP_NL__0PNPDK20101206_065054_000040343097_00135_45839_3475.N1	0	1
5	MIP_NL__0PNPDK20101206_075710_000060383097_00136_45840_3476.N1	0	1
6	MIP_NL__0PNPDK20101206_093644_000061553097_00137_45841_3477.N1	0	1
7	MIP_NL__0PNPDK20101206_111814_000059623097_00138_45842_3478.N1	0	1
8	MIP_NL__0PNPDK20101206_125617_000059143097_00139_45843_3479.N1	0	1
9	MIP_NL__0PNPDK20101206_143416_000059143097_00140_45844_3480.N1	0	1
10	MIP_NL__0PNPDK20101206_161112_000058953097_00141_45845_3481.N1	0	1
11	MIP_NL__0PNPDK20101206_174816_000059523097_00142_45846_3482.N1	0	1
12	MIP_NL__0PNPDK20101206_192544_000062283097_00143_45847_3483.N1	0	1
13	MIP_NL__0PNPDE20101206_210827_000042893097_00144_45848_2444.N1	0	1
14	MIP_NL__0PNPDE20101206_221857_000061713097_00144_45848_2445.N1	0	1

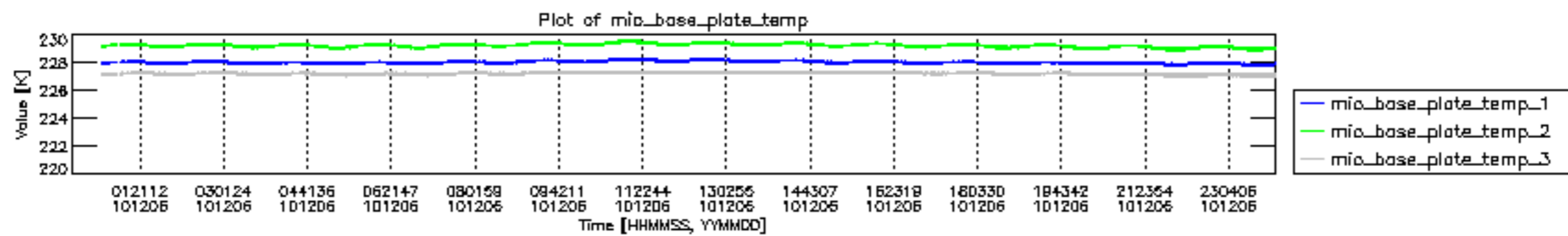


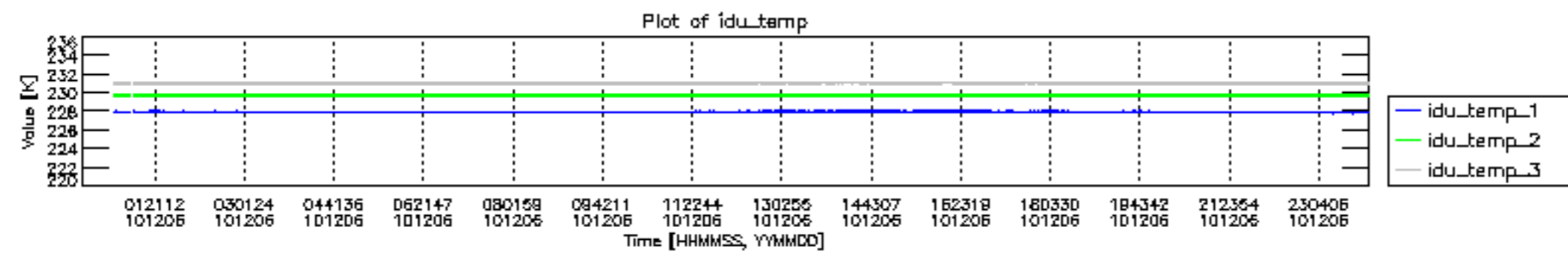
mipas_daily_report_level0_KSPT_L0_4504_N_20101206_12.PNG

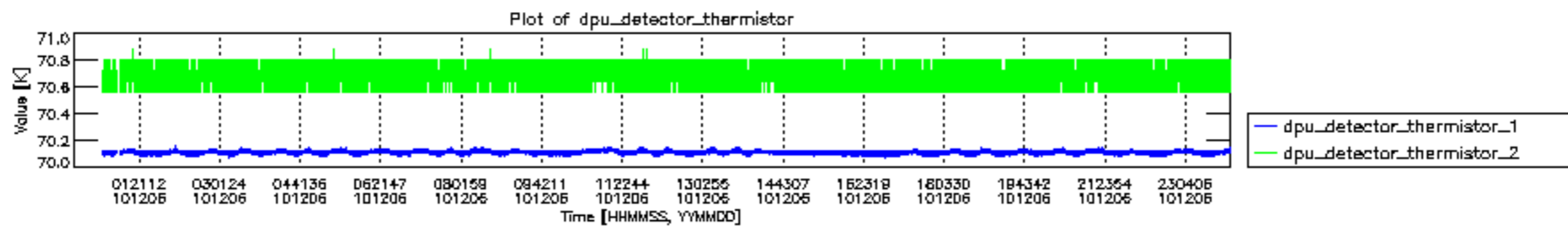


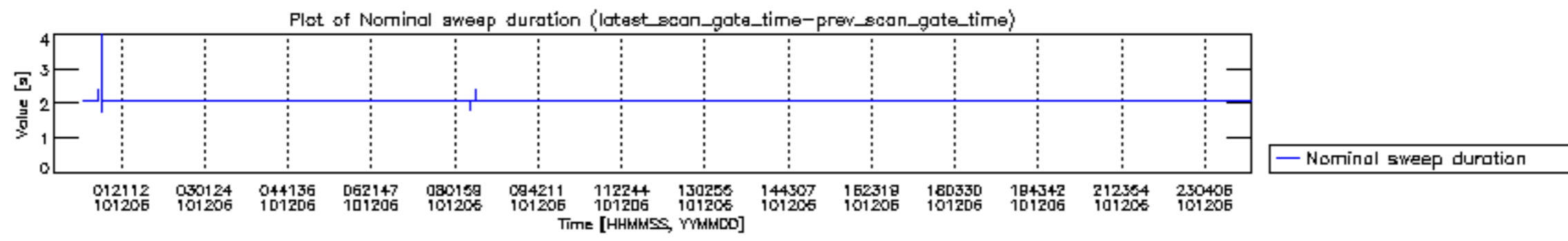
mipas_daily_report_level0_KSPT_L0_4504_N_20101206_13.PNG

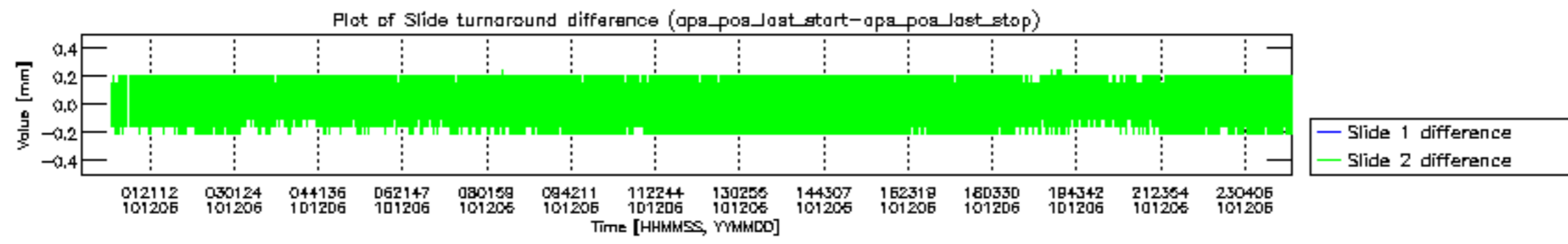





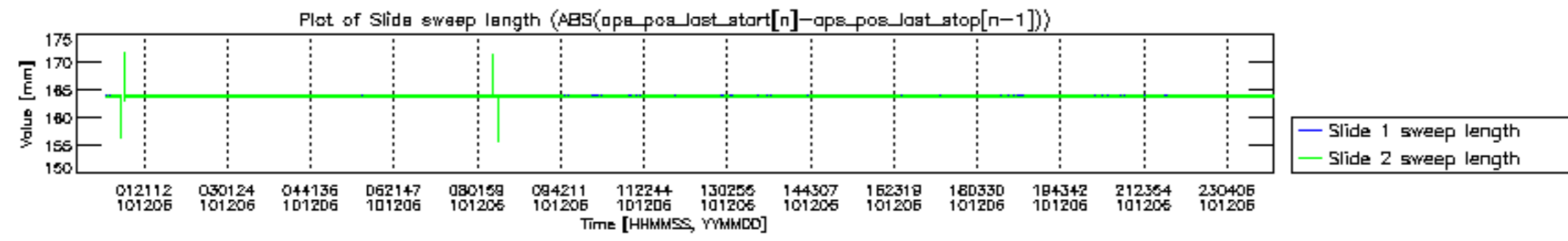


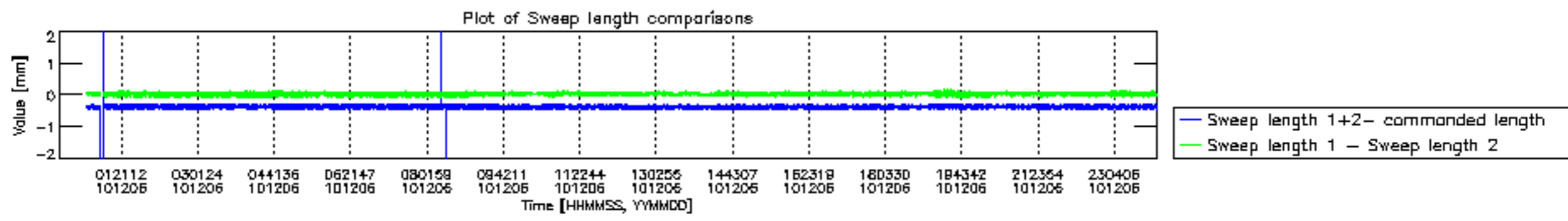


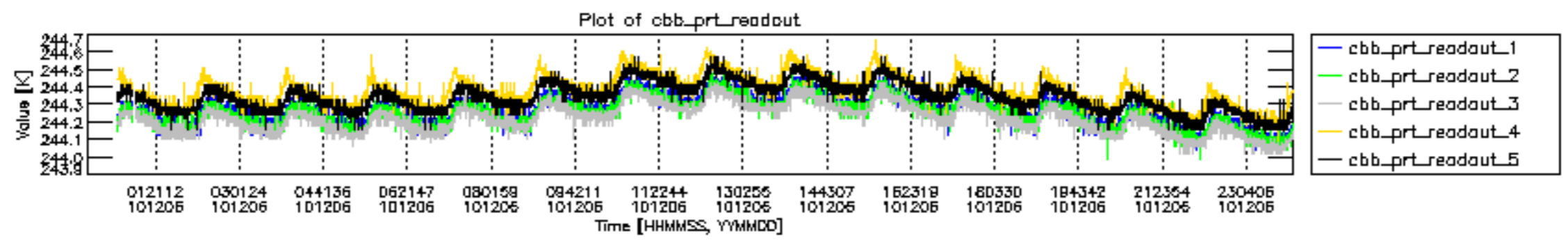


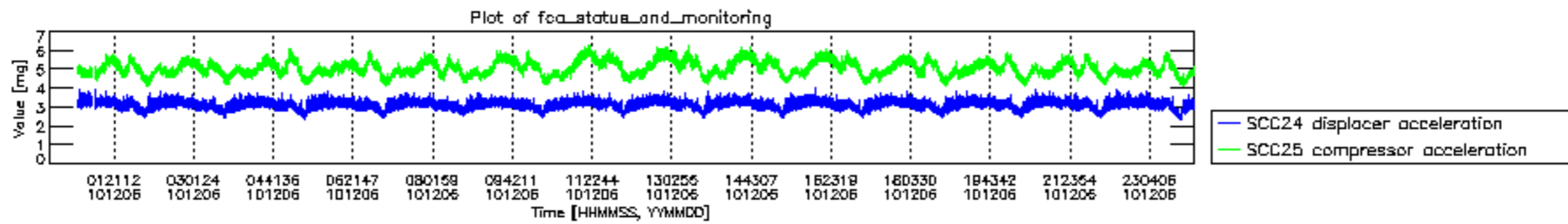












MIPNLOP_MIPSOUPAC_aux_fields_igm_cal, channel statistics plot
 Colour indicates value.

