

## 0. MIPAS Daily Report for level 0 products

### [0.1 General Info](#)

### [0.2 Instrument Operational Performance Parameters](#)

### [0.3 ADF monitoring](#)

## 0.1 General Info

This report contains a daily analysis on parameters extracted from MIPAS level 0 data (The MIP\_NL\_\_0P product).

### 0.1.1 Report summary

The table below shows general characteristics of the data that are included into this report.

| Item                                     | Value                                    |
|--|--|
| Report version                           | v1.6 08-11-2010                          |
| Time of report generation                | 12NOV2010 05:25:38                       |
| Data source version                      | KSPT_L0/4504-N                           |
| Processing scope for products            | 07NOV2010 00:00:00 to 08NOV2010 00:00:00 |
| Start time of first product within scope | 07NOV2010 01:21:57                       |
| Stop time of last product within scope   | 08NOV2010 01:03:43                       |
| Total number of level 0 products         | 17                                       |
| Number of level 0 products with errors   | 1  |

### 0.1.2 Product Quality Indicators per product

The following table shows a summary for each product used in this report.

| #  | Product name   | Start time         | Stop time          | Prod err | ISP err sign | ISP miss sign | ISP disc sign | rs sign |
|----|--|--------------------|--------------------|----------|--------------|---------------|---------------|---------|
| 0  | MIP_NL__0PNPDE20101107_012157_000007353096_00146_45419_1802.N1 | 07NOV2010 01:21:57 | 07NOV2010 01:34:13 | 1        | 0            | 1             | 0             | 0       |
| 1  | MIP_NL__0PNPDE20101107_013853_000043753096_00146_45419_1805.N1 | 07NOV2010 01:38:53 | 07NOV2010 02:51:47 | 0        | 0            | 0             | 0             | 0       |
| 2  | MIP_NL__0PNPDE20101107_025114_000061153096_00147_45420_1804.N1 | 07NOV2010 02:51:14 | 07NOV2010 04:33:08 | 0        | 0            | 0             | 0             | 0       |
| 3  | MIP_NL__0PNPDE20101107_043235_000060583096_00148_45421_1803.N1 | 07NOV2010 04:32:35 | 07NOV2010 06:13:33 | 0        | 0            | 0             | 0             | 0       |
| 4  | MIP_NL__0PNPDK20101107_061302_000041133096_00149_45422_3205.N1 | 07NOV2010 06:13:02 | 07NOV2010 07:21:35 | 0        | 0            | 0             | 0             | 0       |
| 5  | MIP_NL__0PNPDK20101107_072014_000061983096_00150_45423_3206.N1 | 07NOV2010 07:20:14 | 07NOV2010 09:03:32 | 0        | 0            | 0             | 0             | 0       |
| 6  | MIP_NL__0PNPDK20101107_090215_000059193096_00151_45424_3207.N1 | 07NOV2010 09:02:15 | 07NOV2010 10:40:54 | 0        | 0            | 0             | 0             | 0       |
| 7  | MIP_NL__0PNPDK20101107_103918_000060403096_00152_45425_3208.N1 | 07NOV2010 10:39:18 | 07NOV2010 12:19:57 | 0        | 0            | 0             | 0             | 0       |
| 8  | MIP_NL__0PNPDK20101107_121859_000059523096_00153_45426_3209.N1 | 07NOV2010 12:18:59 | 07NOV2010 13:58:11 | 0        | 0            | 0             | 0             | 0       |
| 9  | MIP_NL__0PNPDK20101107_135712_000059983096_00154_45427_3210.N1 | 07NOV2010 13:57:12 | 07NOV2010 15:37:10 | 0        | 0            | 0             | 0             | 0       |
| 10 | MIP_NL__0PNPDK20101107_153614_000058893096_00155_45428_3211.N1 | 07NOV2010 15:36:14 | 07NOV2010 17:14:23 | 0        | 0            | 0             | 0             | 0       |
| 11 | MIP_NL__0PNPDK20101107_171345_000057833096_00156_45429_3212.N1 | 07NOV2010 17:13:45 | 07NOV2010 18:50:08 | 0        | 0            | 0             | 0             | 0       |
| 12 | MIP_NL__0PNPDK20101107_184932_000061383096_00157_45430_3215.N1 | 07NOV2010 18:49:32 | 07NOV2010 20:31:50 | 0        | 0            | 0             | 0             | 0       |
| 13 | MIP_NL__0PNPDK20101107_185008_000000293096_00157_45430_3213.N1 | 07NOV2010 18:50:08 | 07NOV2010 18:50:37 | 0        | 0            | 0             | 0             | 0       |
| 14 | MIP_NL__0PNPDE20101107_203031_000043353096_00158_45431_1807.N1 | 07NOV2010 20:30:31 | 07NOV2010 21:42:45 | 0        | 0            | 0             | 0             | 0       |
| 15 | MIP_NL__0PNPDE20101107_214138_000061063096_00158_45431_1808.N1 | 07NOV2010 21:41:38 | 07NOV2010 23:23:25 | 0        | 0            | 0             | 0             | 0       |
| 16 | MIP_NL__0PNPDE20101107_232218_000060853096_00159_45432_1809.N1 | 07NOV2010 23:22:18 | 08NOV2010 01:03:43 | 0        | 0            | 0             | 0             | 0       |

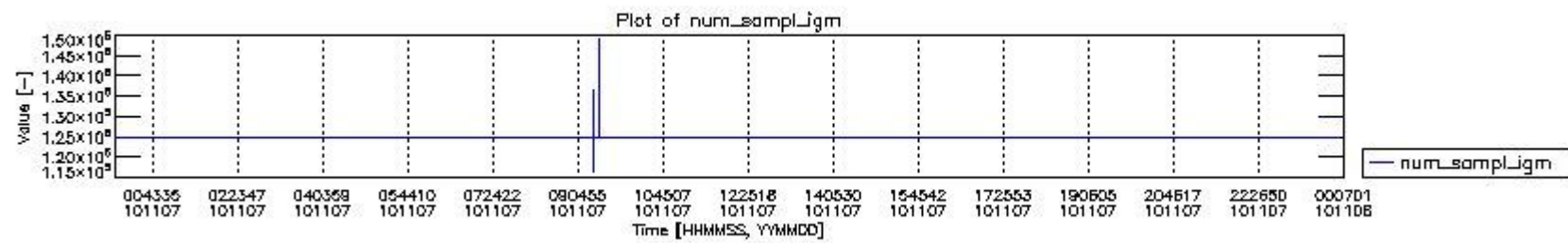
## 0.2 Instrument Operational Performance Parameters

The following plots give an overview of various instrument parameters for this day. The instrument parameters are part of the auxiliary data field within the source packets of the MIP\_NL\_\_0P product. The auxiliary data is normally included twice per interferogram. Note that only the first packet is currently included in monitoring.

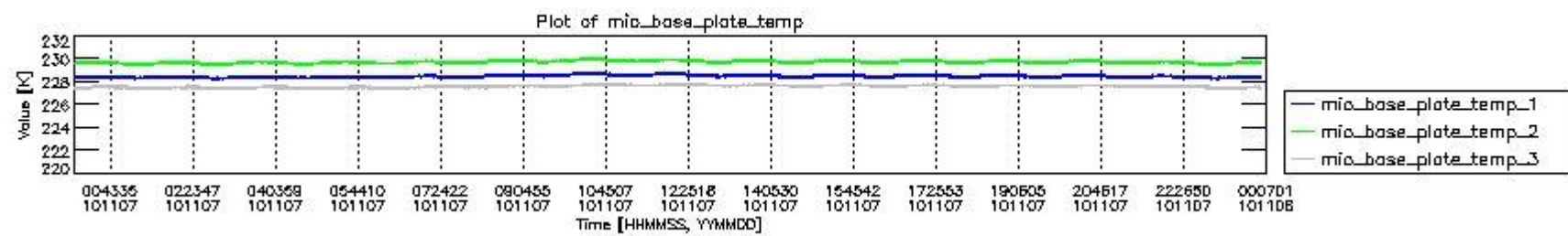
The following table shows the counts of various interferogram number of samples

| Number of igm samples | Count [#] | Count [%]    |
|-----------------------|-----------|--------------|
| 116231                | 1         | 0.0024047132 |

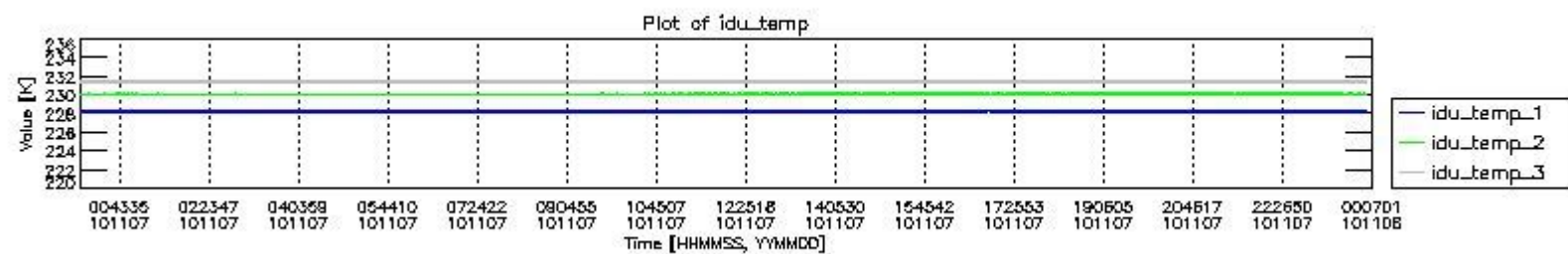
|        |       |              |
|--------|-------|--------------|
| 124800 | 38626 | 92.884454    |
| 124803 | 2953  | 7.1011182    |
| 126862 | 1     | 0.0024047132 |
| 127794 | 1     | 0.0024047132 |
| 136363 | 1     | 0.0024047132 |
| 146994 | 1     | 0.0024047132 |
| 149056 | 1     | 0.0024047132 |



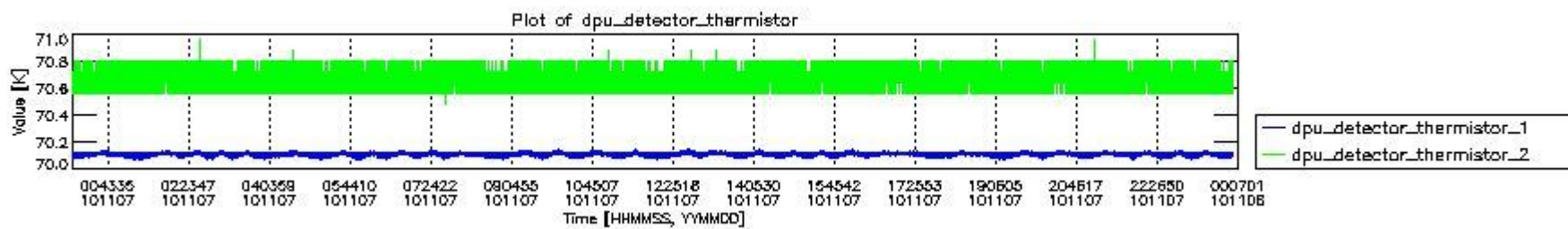
mipas\_daily\_report\_level0\_KSPT\_L0\_4504\_N\_20101107\_0.PNG



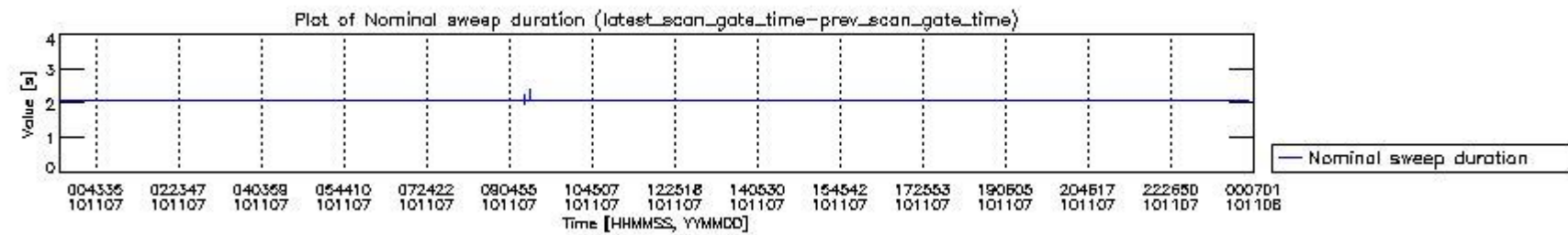
mipas\_daily\_report\_level0\_KSPT\_L0\_4504\_N\_20101107\_1.PNG



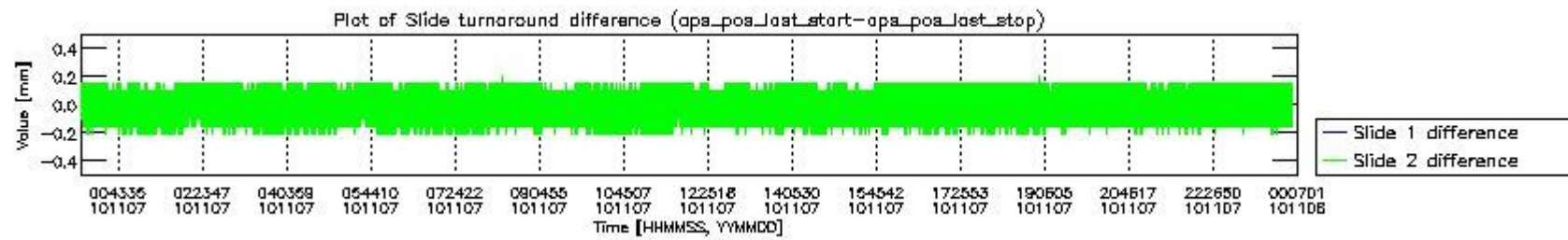
mipas\_daily\_report\_level0\_KSPT\_L0\_4504\_N\_20101107\_2.PNG



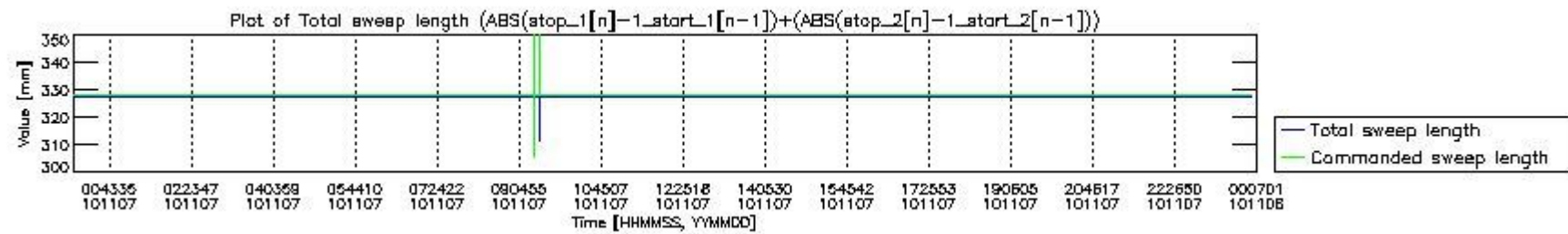
mipas\_daily\_report\_level0\_KSPT\_L0\_4504\_N\_20101107\_3.PNG



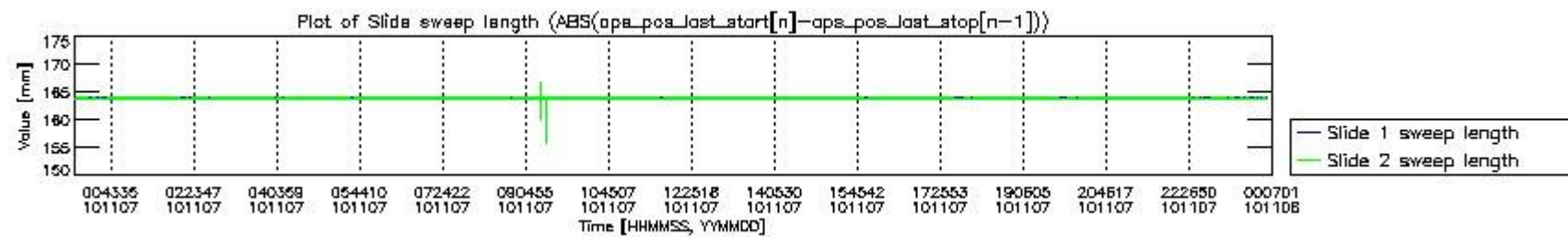
mipas\_daily\_report\_level0\_KSPT\_L0\_4504\_N\_20101107\_4.PNG



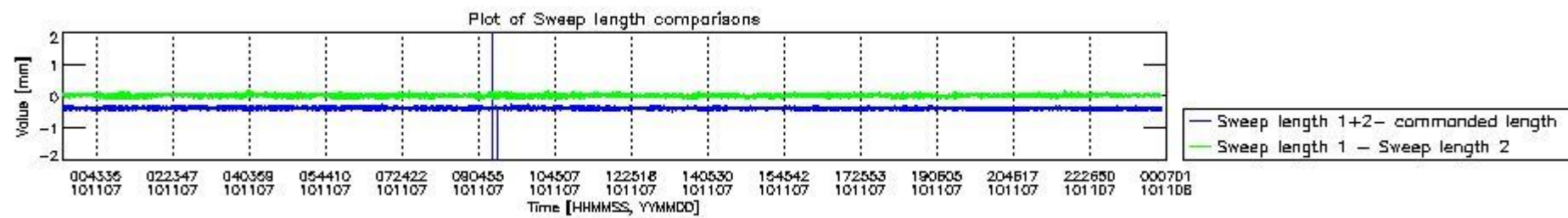
mipas\_daily\_report\_level0\_KSPT\_L0\_4504\_N\_20101107\_5.PNG



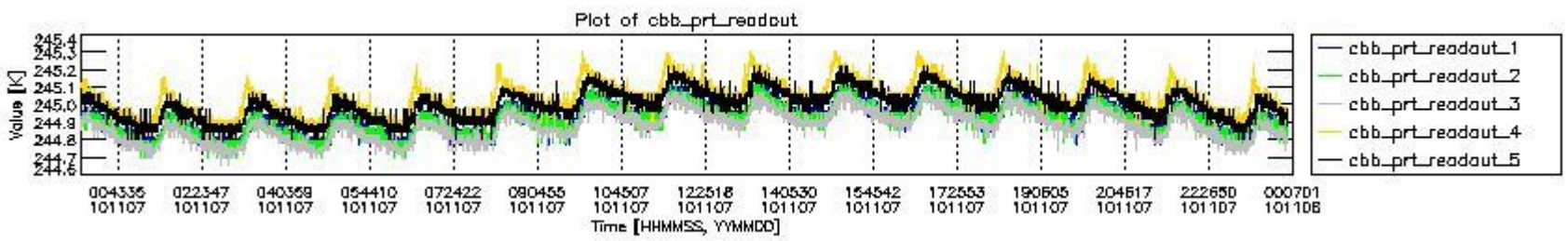
mipas\_daily\_report\_level0\_KSPT\_L0\_4504\_N\_20101107\_6.PNG



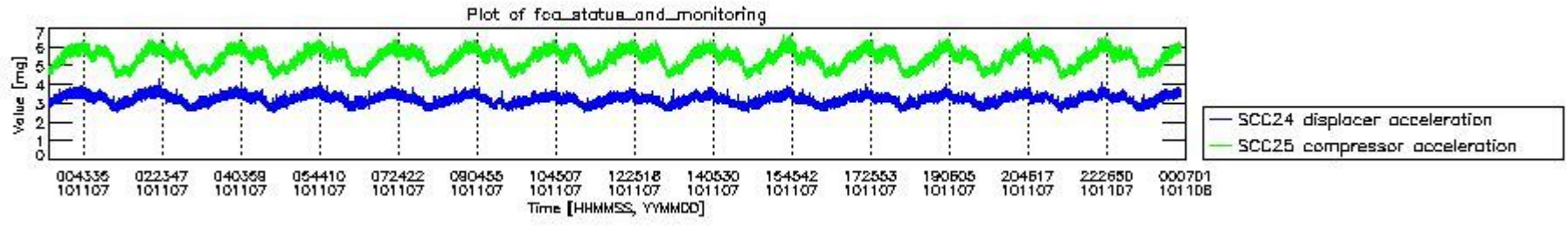
mipas\_daily\_report\_level0\_KSPT\_L0\_4504\_N\_20101107\_7.PNG



mipas\_daily\_report\_level0\_KSPT\_L0\_4504\_N\_20101107\_8.PNG



mipas\_daily\_report\_level0\_KSPT\_L0\_4504\_N\_20101107\_9.PNG




mipas\_daily\_report\_level0\_KSPT\_L0\_4504\_N\_20101107\_10.PNG

The following table shows channel statistics for all channels for this day.

| Channel | Min    | Max   | ADC   |
|---------|--------|-------|-------|
| A1      | -18721 | 19935 | 16bit |
| B1      | -20750 | 17844 | 16bit |
| C1      | -25361 | 25220 | 16bit |
| D1      | -32768 | 32767 | 16bit |
| A2      | -16137 | 20027 | 16bit |
| B2      | -18908 | 18476 | 16bit |
| C2      | -26307 | 25959 | 16bit |
| D2      | -32768 | 32767 | 16bit |

MIPNL0P\_MIPSOUPAC\_aux\_fields\_igm\_cal, channel statistics plot  
Colour indicates value.



mipas\_daily\_report\_level0\_KSPT\_L0\_4504\_N\_20101107\_11.PNG

### 0.3 ADF monitoring

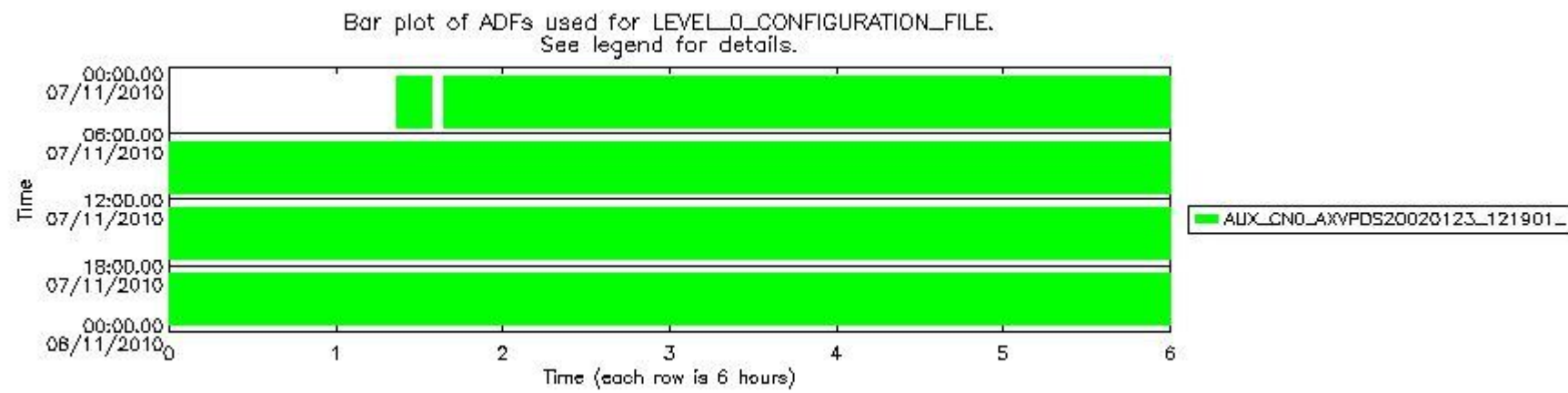
The use of ADFs is shown in two ways:

1. By means of two tables that can be used to find the ADF used for a specific product.
2. By means of plots that show changes in ADF using colours.

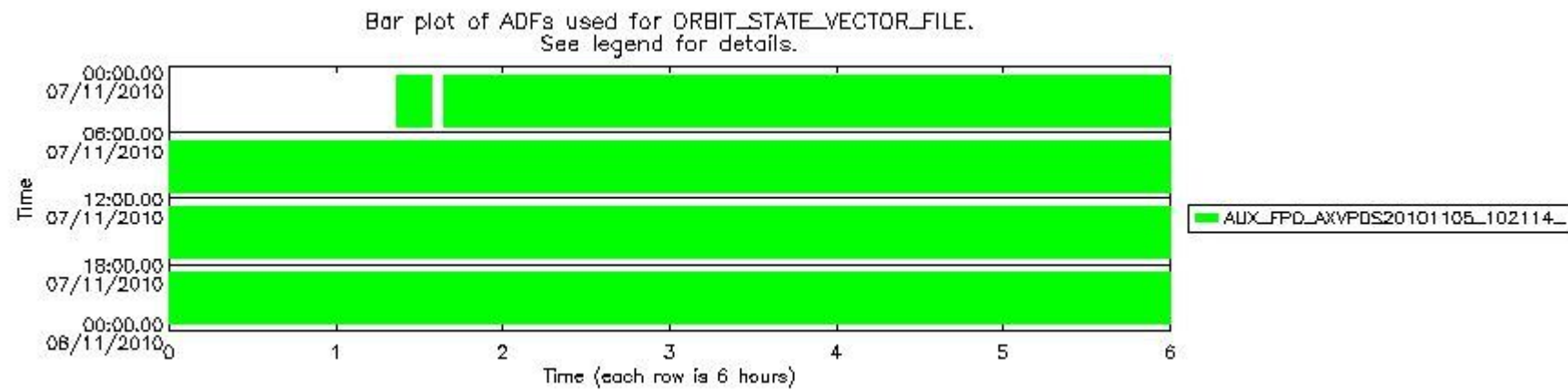
| Number | ADF   |
|--------|---|
| 0      | AUX_CN0_AXVPDS20020123_121901_20020101_000000_20200101_000000 |
| 1      | AUX_FPO_AXVPDS20101105_102114_20101104_184405_20101114_205801 |

| Number | Product name  | #CN0 | #FPO |
|--------|---|------|------|
| 0      | MIP_NL_0PNPDE20101107_012157_000007353096_00146_45419_1802.N1 | 0    | 1    |

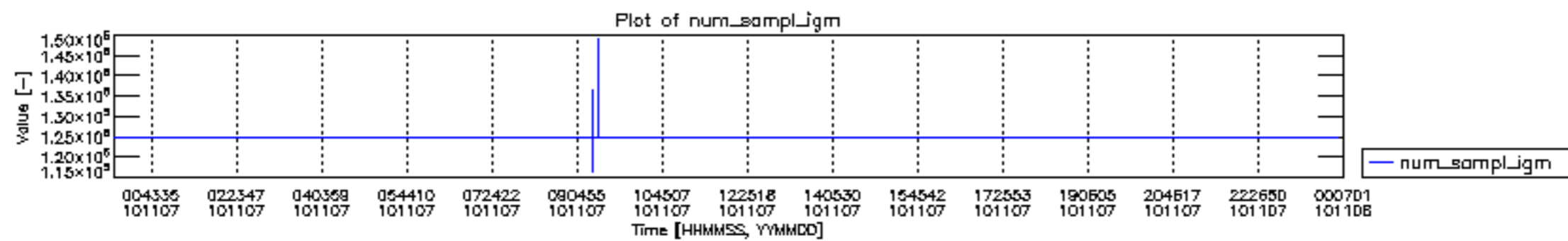
|    |  |   |   |
|----|--|---|---|
| 1  | MIP_NL__0PNPDE20101107_013853_000043753096_00146_45419_1805.N1 | 0 | 1 |
| 2  | MIP_NL__0PNPDE20101107_025114_000061153096_00147_45420_1804.N1 | 0 | 1 |
| 3  | MIP_NL__0PNPDE20101107_043235_000060583096_00148_45421_1803.N1 | 0 | 1 |
| 4  | MIP_NL__0PNPDK20101107_061302_000041133096_00149_45422_3205.N1 | 0 | 1 |
| 5  | MIP_NL__0PNPDK20101107_072014_000061983096_00150_45423_3206.N1 | 0 | 1 |
| 6  | MIP_NL__0PNPDK20101107_090215_000059193096_00151_45424_3207.N1 | 0 | 1 |
| 7  | MIP_NL__0PNPDK20101107_103918_000060403096_00152_45425_3208.N1 | 0 | 1 |
| 8  | MIP_NL__0PNPDK20101107_121859_000059523096_00153_45426_3209.N1 | 0 | 1 |
| 9  | MIP_NL__0PNPDK20101107_135712_000059983096_00154_45427_3210.N1 | 0 | 1 |
| 10 | MIP_NL__0PNPDK20101107_153614_000058893096_00155_45428_3211.N1 | 0 | 1 |
| 11 | MIP_NL__0PNPDK20101107_171345_000057833096_00156_45429_3212.N1 | 0 | 1 |
| 12 | MIP_NL__0PNPDK20101107_184932_000061383096_00157_45430_3215.N1 | 0 | 1 |
| 13 | MIP_NL__0PNPDK20101107_185008_000000293096_00157_45430_3213.N1 | 0 | 1 |
| 14 | MIP_NL__0PNPDE20101107_203031_000043353096_00158_45431_1807.N1 | 0 | 1 |
| 15 | MIP_NL__0PNPDE20101107_214138_000061063096_00158_45431_1808.N1 | 0 | 1 |
| 16 | MIP_NL__0PNPDE20101107_232218_000060853096_00159_45432_1809.N1 | 0 | 1 |

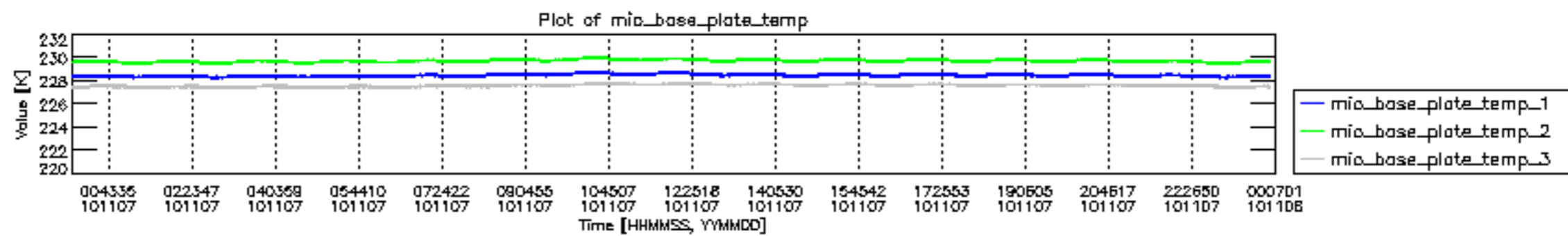


mipas\_daily\_report\_level0\_KSPT\_L0\_4504\_N\_20101107\_12.PNG

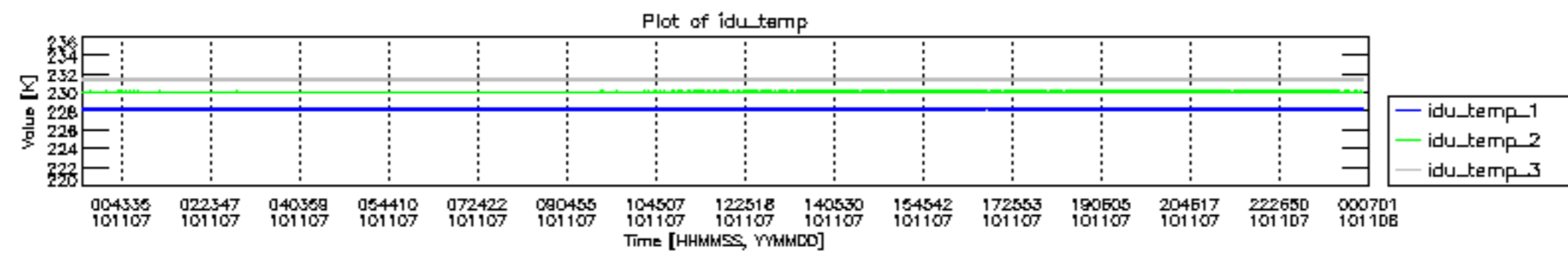


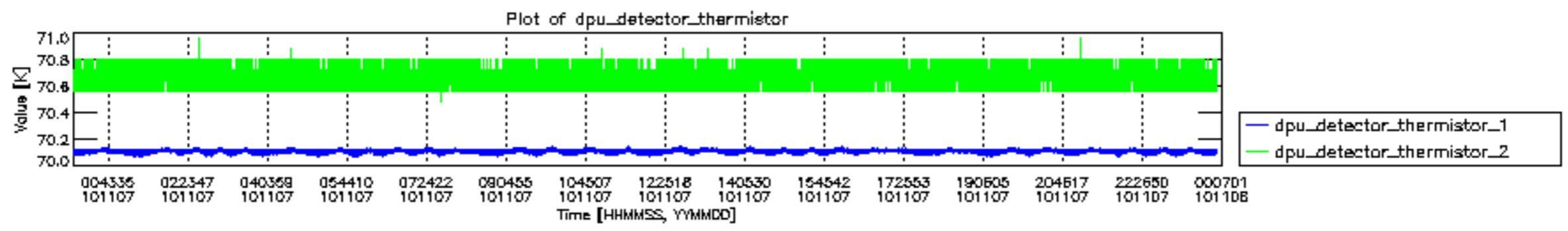
mipas\_daily\_report\_level0\_KSPT\_L0\_4504\_N\_20101107\_13.PNG

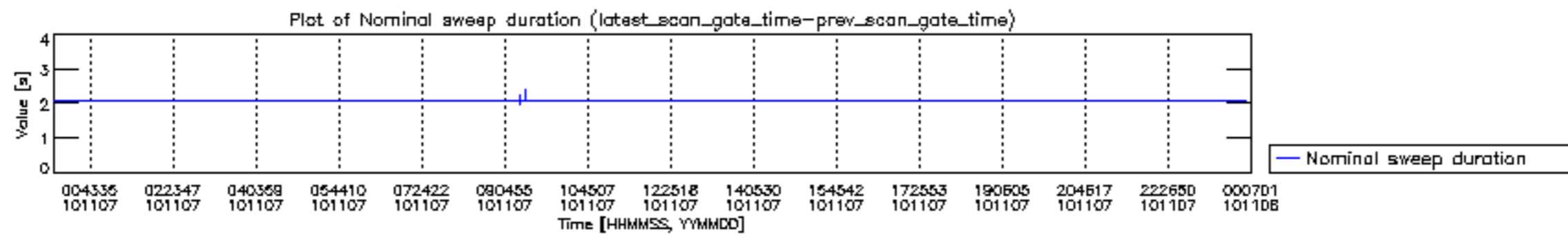


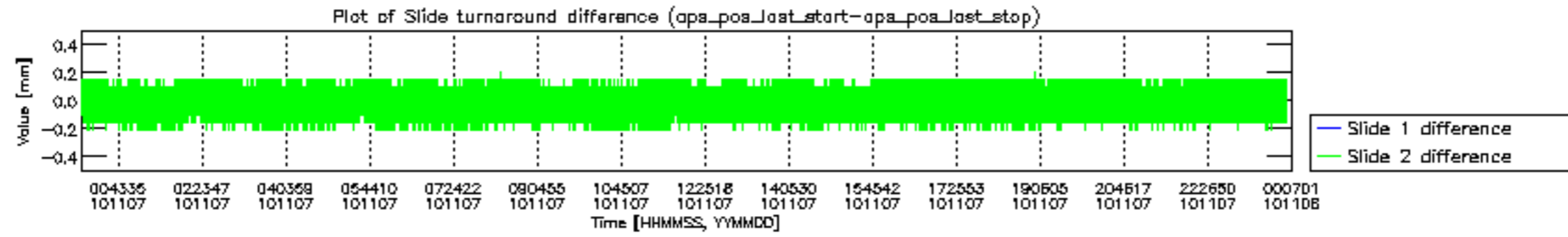


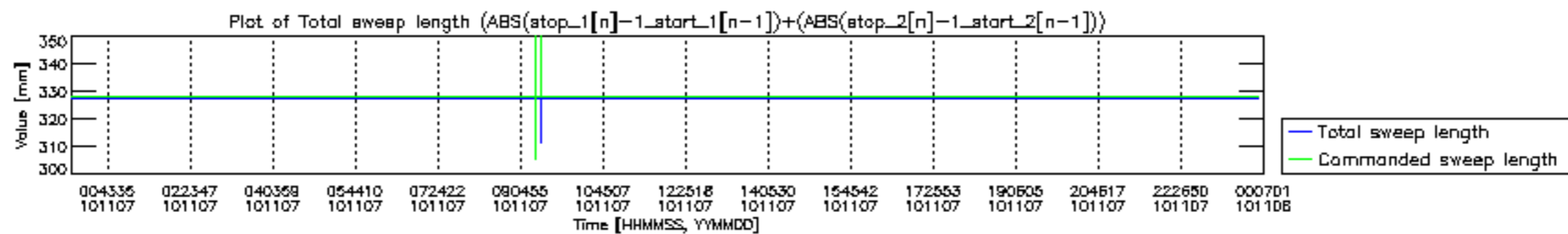


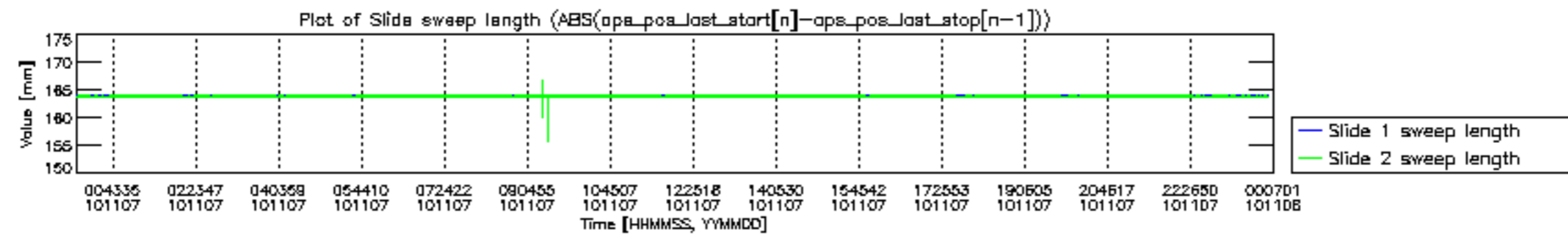


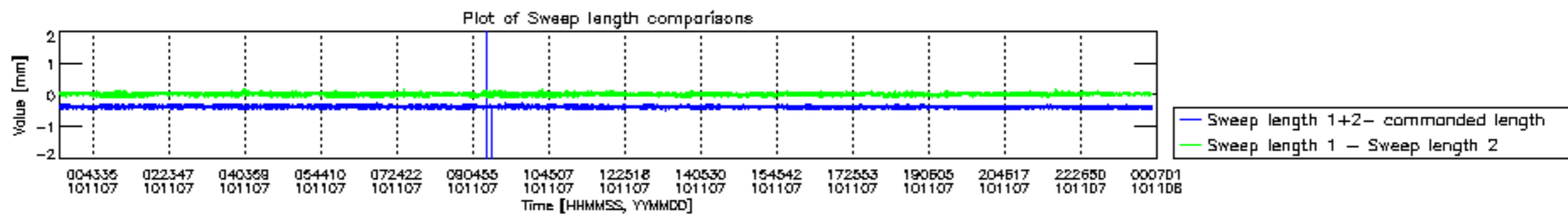


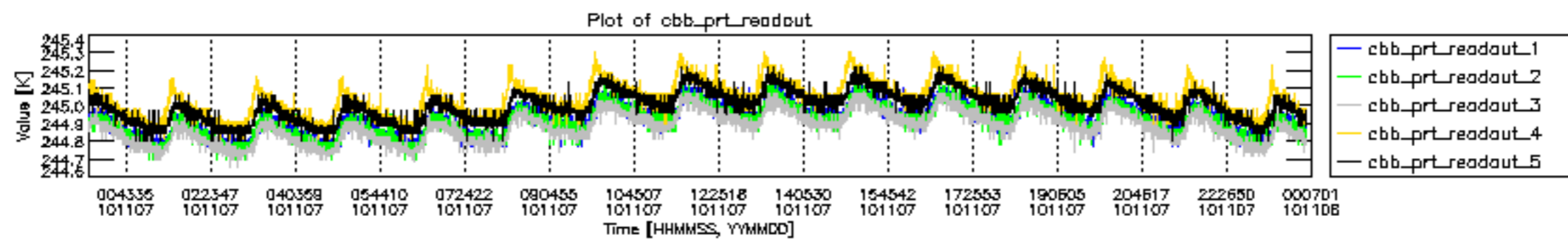




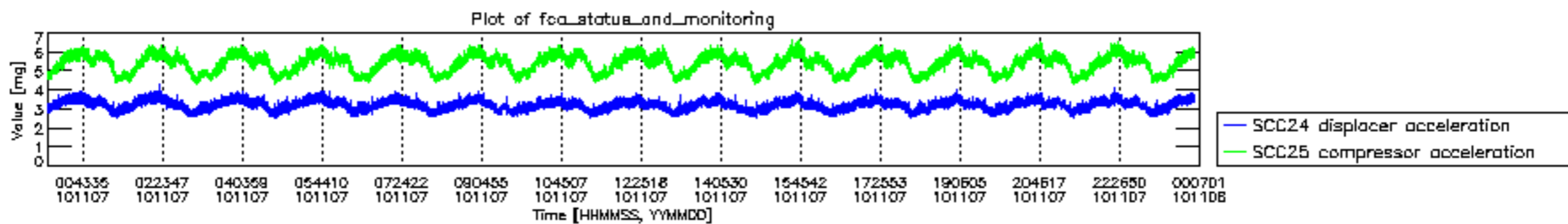












MIPNLOP\_MIPSOUPAC\_aux\_fields\_igm\_cal, channel statistics plot  
 Colour indicates value.

