

0. MIPAS Daily Report for level 0 products

[0.1 General Info](#)

[0.2 Instrument Operational Performance Parameters](#)

[0.3 ADF monitoring](#)

0.1 General Info

This report contains a daily analysis on parameters extracted from MIPAS level 0 data (The MIP_NL__0P product).

0.1.1 Report summary

The table below shows general characteristics of the data that are included into this report.

Item	Value
Report version	v1.5 2008-02-08
Time of report generation	07NOV2010 05:21:19
Data source version	KSPT_L0/4504-N
Processing scope for products	02NOV2010 00:00:00 to 03NOV2010 00:00:00
Start time of first product within scope	02NOV2010 01:21:55
Stop time of last product within scope	03NOV2010 00:46:37
Total number of level 0 products	13
Number of level 0 products with errors	0

0.1.2 Product Quality Indicators per product

The following table shows a summary for each product used in this report.

#	Product name	Start time	Stop time	Prod err	ISP err sign	ISP miss sign	ISP disc sign	rs sign
0	MIP_NL__0PNPDE20101102_012155_000103433096_00074_45347_1768.N1	02NOV2010 01:21:55	02NOV2010 04:14:18	0	0	0	0	0
1	MIP_NL__0PNPDE20101102_041345_000062263096_00076_45349_1769.N1	02NOV2010 04:13:45	02NOV2010 05:57:30	0	0	0	0	0
2	MIP_NL__0PNPDK20101102_055657_000039583096_00077_45350_3160.N1	02NOV2010 05:56:57	02NOV2010 07:02:55	0	0	0	0	0
3	MIP_NL__0PNPDK20101102_070156_000062403096_00078_45351_3161.N1	02NOV2010 07:01:56	02NOV2010 08:45:56	0	0	0	0	0
4	MIP_NL__0PNPDK20101102_084416_000060593096_00079_45352_3162.N1	02NOV2010 08:44:16	02NOV2010 10:25:15	0	0	0	0	0
5	MIP_NL__0PNPDK20101102_102334_000060363096_00080_45353_3163.N1	02NOV2010 10:23:34	02NOV2010 12:04:10	0	0	0	0	0
6	MIP_NL__0PNPDK20101102_120310_000059813096_00081_45354_3165.N1	02NOV2010 12:03:10	02NOV2010 13:42:51	0	0	0	0	0
7	MIP_NL__0PNPDK20101102_134150_000058493096_00082_45355_3166.N1	02NOV2010 13:41:50	02NOV2010 15:19:20	0	0	0	0	0
8	MIP_NL__0PNPDK20101102_165839_000058493096_00084_45357_3170.N1	02NOV2010 16:58:39	02NOV2010 18:36:08	0	0	0	0	0
9	MIP_NL__0PNPDK20101102_183420_000060523096_00085_45358_3169.N1	02NOV2010 18:34:20	02NOV2010 20:15:12	0	0	0	0	0
10	MIP_NL__0PNPDE20101102_201325_000043033096_00086_45359_1770.N1	02NOV2010 20:13:25	02NOV2010 21:25:08	0	0	0	0	0
11	MIP_NL__0PNPDE20101102_212401_000061443096_00086_45359_1771.N1	02NOV2010 21:24:01	02NOV2010 23:06:25	0	0	0	0	0
12	MIP_NL__0PNPDE20101102_230518_000060793096_00087_45360_1772.N1	02NOV2010 23:05:18	03NOV2010 00:46:37	0	0	0	0	0

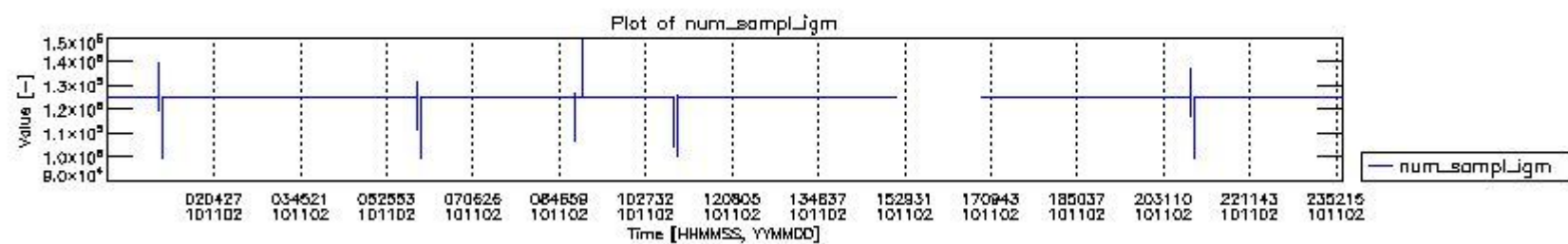
0.2 Instrument Operational Performance Parameters

The following plots give an overview of various instrument parameters for this day. The instrument parameters are part of the auxiliary data field within the source packets of the MIP_NL__0P product. The auxiliary data is normally included twice per interferogram. Note that only the first packet is currently included in monitoring.

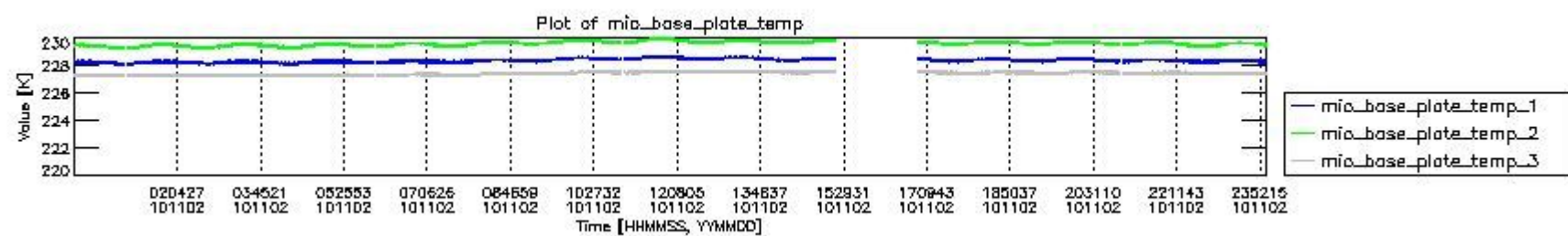
The following table shows the counts of various interferogram number of samples

Number of igm samples	Count [#]	Count [%]
99739	2	0.0052124055
99888	1	0.0026062028
100037	1	0.0026062028
104450	1	0.0026062028
104559	1	0.0026062028

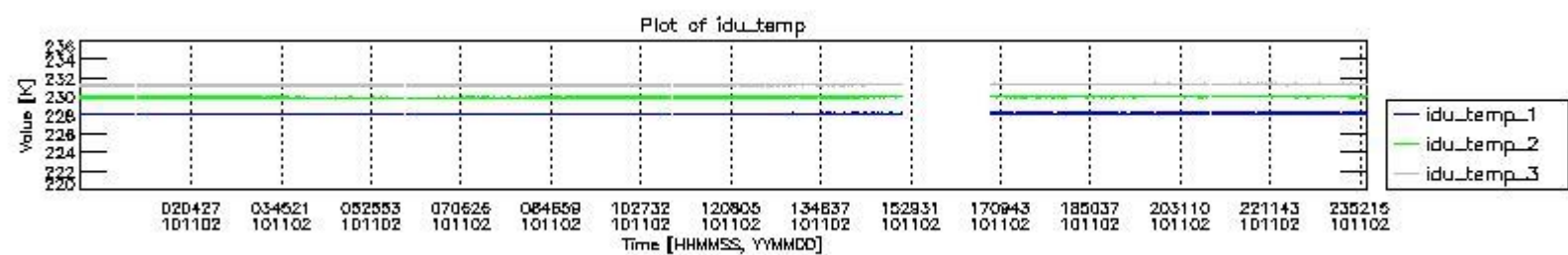
106641	1	0.0026062028
108614	1	0.0026062028
111252	1	0.0026062028
116902	1	0.0026062028
117830	1	0.0026062028
119352	1	0.0026062028
124691	1	0.0026062028
124800	35621	92.835549
124803	2719	7.0862653
124991	2	0.0052124055
125140	1	0.0026062028
125182	2	0.0052124055
125289	1	0.0026062028
125480	1	0.0026062028
125778	1	0.0026062028
126773	1	0.0026062028
127085	1	0.0026062028
129130	1	0.0026062028
131381	1	0.0026062028
134036	1	0.0026062028
137031	1	0.0026062028
139487	1	0.0026062028
147217	1	0.0026062028
149502	1	0.0026062028



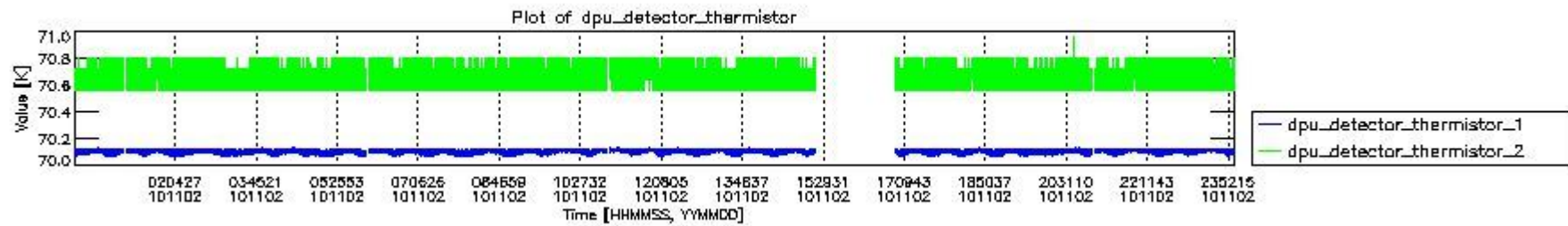
mipas_daily_report_level0_KSPT_L0_4504_N_20101102_0.PNG



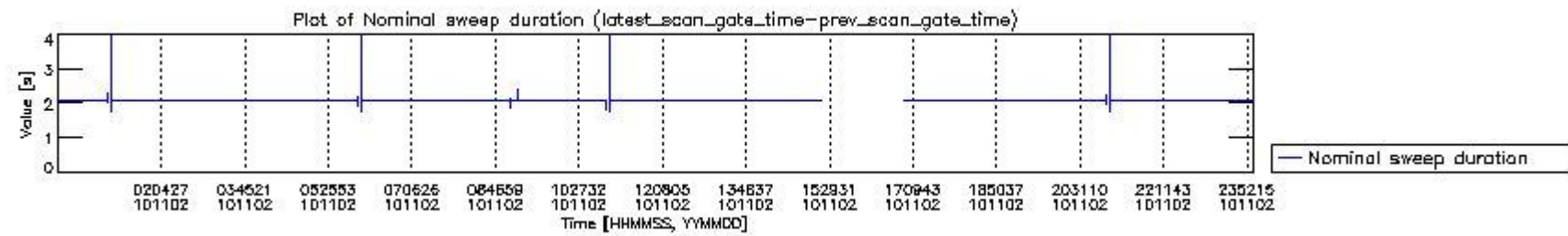
mipas_daily_report_level0_KSPT_L0_4504_N_20101102_1.PNG



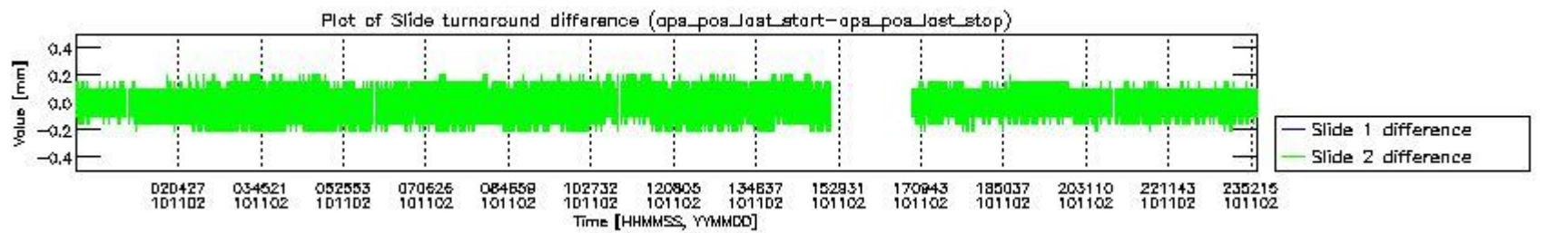
mipas_daily_report_level0_KSPT_L0_4504_N_20101102_2.PNG



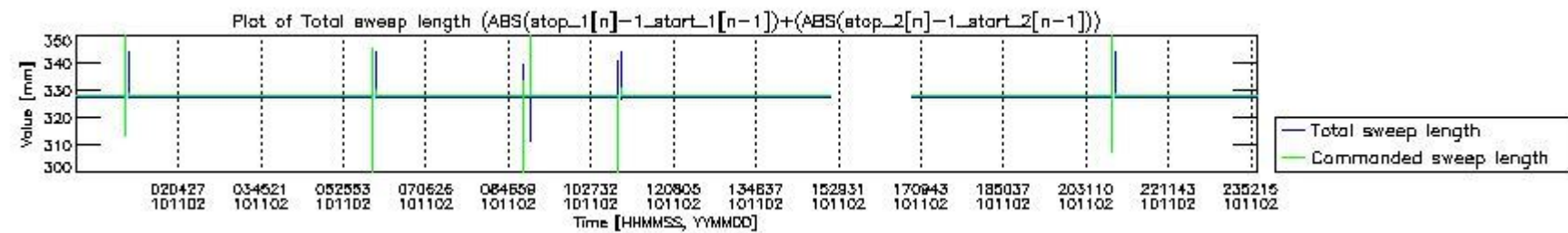
mipas_daily_report_level0_KSPT_L0_4504_N_20101102_3.PNG



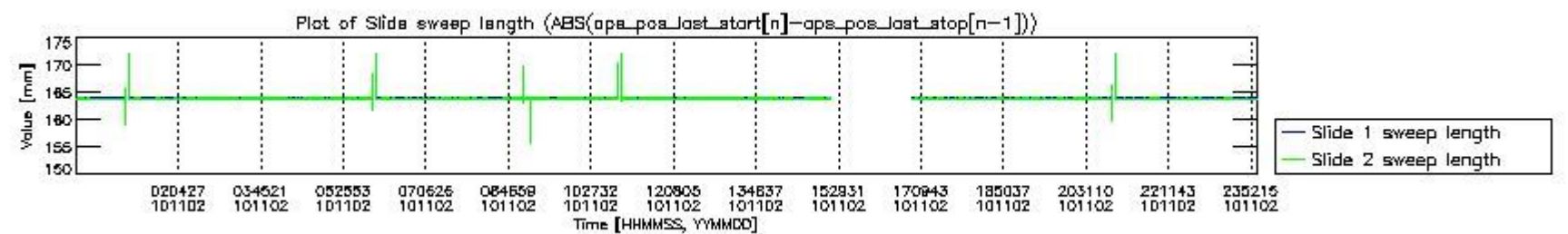
mipas_daily_report_level0_KSPT_L0_4504_N_20101102_4.PNG



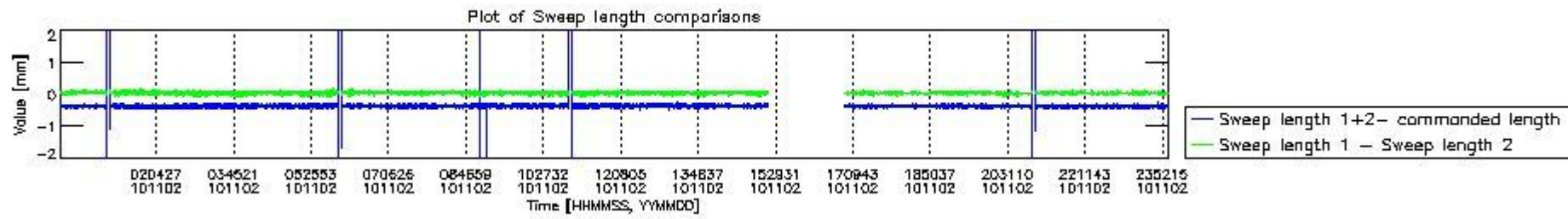
mipas_daily_report_level0_KSPT_L0_4504_N_20101102_5.PNG



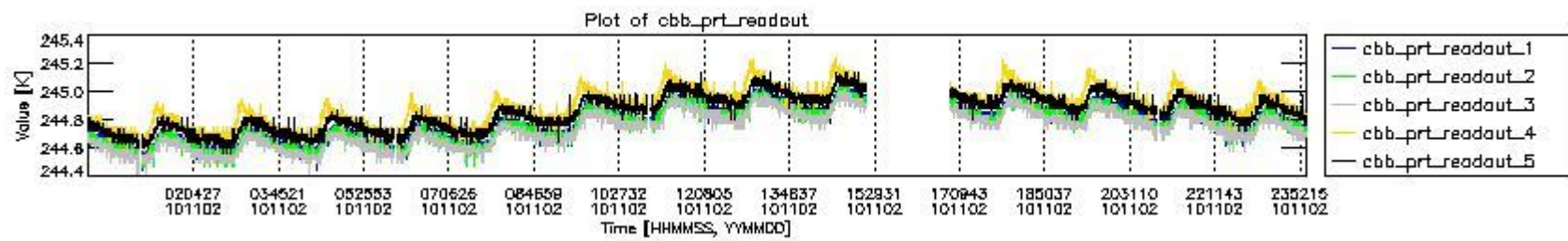
mipas_daily_report_level0_KSPT_L0_4504_N_20101102_6.PNG



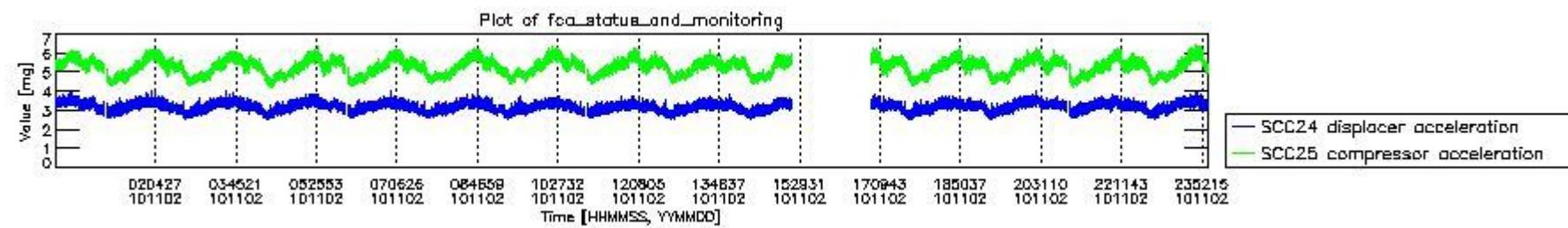
mipas_daily_report_level0_KSPT_L0_4504_N_20101102_7.PNG



mipas_daily_report_level0_KSPT_L0_4504_N_20101102_8.PNG



mipas_daily_report_level0_KSPT_L0_4504_N_20101102_9.PNG




mipas_daily_report_level0_KSPT_L0_4504_N_20101102_10.PNG

The following table shows channel statistics for all channels for this day.

Channel	Min	Max	ADC
A1	-18693	19918	16bit
B1	-20625	17744	16bit
C1	-25143	25018	16bit
D1	-32768	32767	16bit
A2	-16092	19979	16bit
B2	-18733	18303	16bit
C2	-26123	25725	16bit
D2	-32768	32767	16bit

MIPNLOP_MIPSOUPAC_aux_fields_igm_cal, channel statistics plot
Colour indicates value.



mipas_daily_report_level0_KSPT_L0_4504_N_20101102_11.PNG

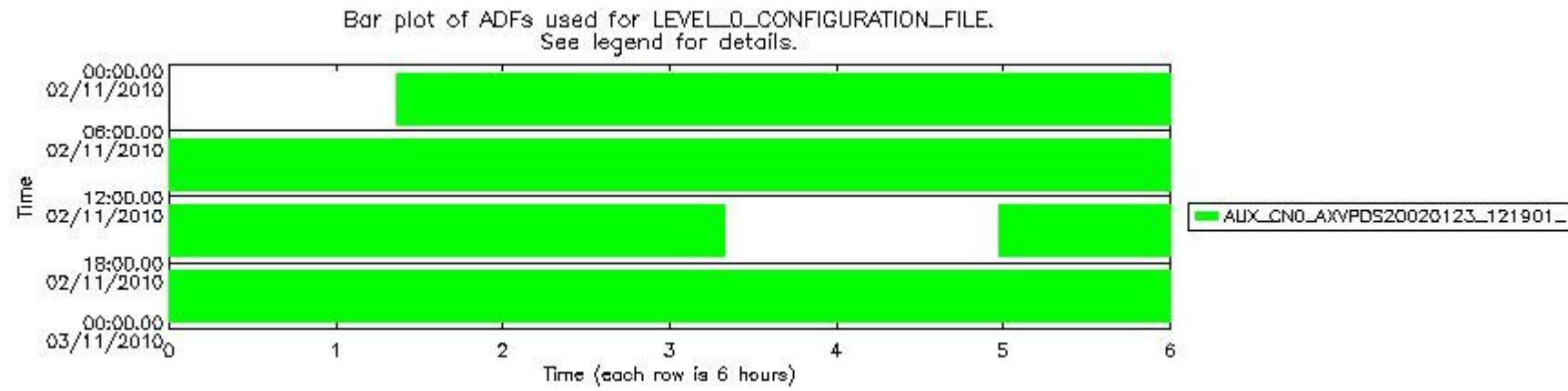
0.3 ADF monitoring

The use of ADFs is shown in two ways:

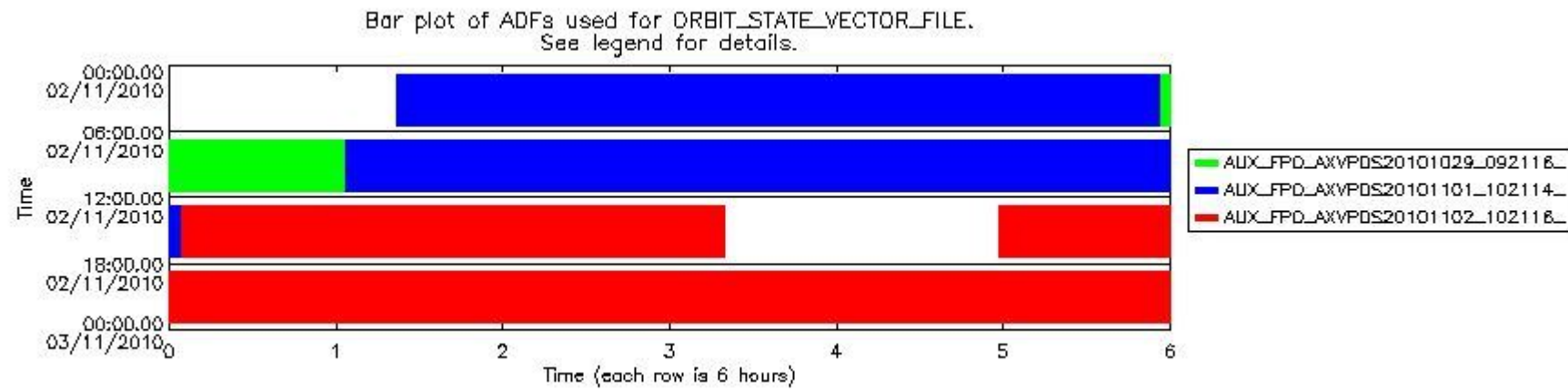
1. By means of two tables that can be used to find the ADF used for a specific product.
2. By means of plots that show changes in ADF using colours.

Number	ADF
0	AUX_CN0_AXVPDS20020123_121901_20020101_000000_20200101_000000
1	AUX_FPO_AXVPDS20101029_092116_20101028_194031_20101107_201423
2	AUX_FPO_AXVPDS20101101_102114_20101031_193039_20101110_200427
3	AUX_FPO_AXVPDS20101102_102116_20101101_185357_20101111_210758

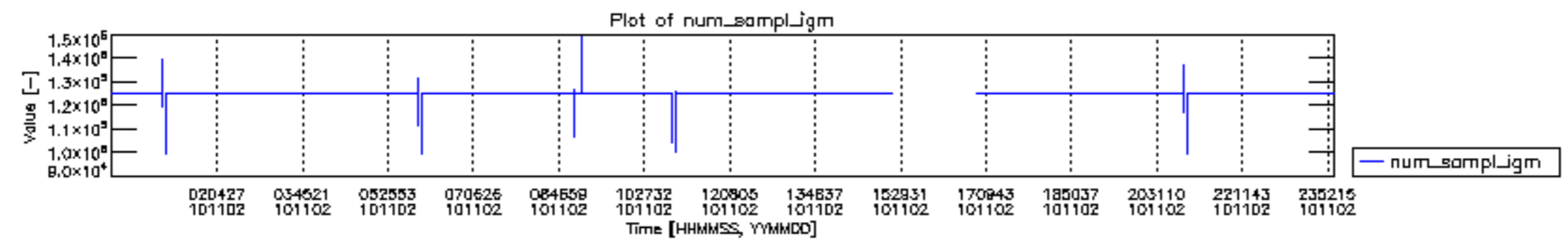
Number	Product name	#CNO	#FPO
0	MIP_NL__0PNPDE20101102_012155_000103433096_00074_45347_1768.N1	0	2
1	MIP_NL__0PNPDE20101102_041345_000062263096_00076_45349_1769.N1	0	2
2	MIP_NL__0PNPDK20101102_055657_000039583096_00077_45350_3160.N1	0	1
3	MIP_NL__0PNPDK20101102_070156_000062403096_00078_45351_3161.N1	0	2
4	MIP_NL__0PNPDK20101102_084416_000060593096_00079_45352_3162.N1	0	2
5	MIP_NL__0PNPDK20101102_102334_000060363096_00080_45353_3163.N1	0	2
6	MIP_NL__0PNPDK20101102_120310_000059813096_00081_45354_3165.N1	0	3
7	MIP_NL__0PNPDK20101102_134150_000058493096_00082_45355_3166.N1	0	3
8	MIP_NL__0PNPDK20101102_165839_000058493096_00084_45357_3170.N1	0	3
9	MIP_NL__0PNPDK20101102_183420_000060523096_00085_45358_3169.N1	0	3
10	MIP_NL__0PNPDE20101102_201325_000043033096_00086_45359_1770.N1	0	3
11	MIP_NL__0PNPDE20101102_212401_000061443096_00086_45359_1771.N1	0	3
12	MIP_NL__0PNPDE20101102_230518_000060793096_00087_45360_1772.N1	0	3

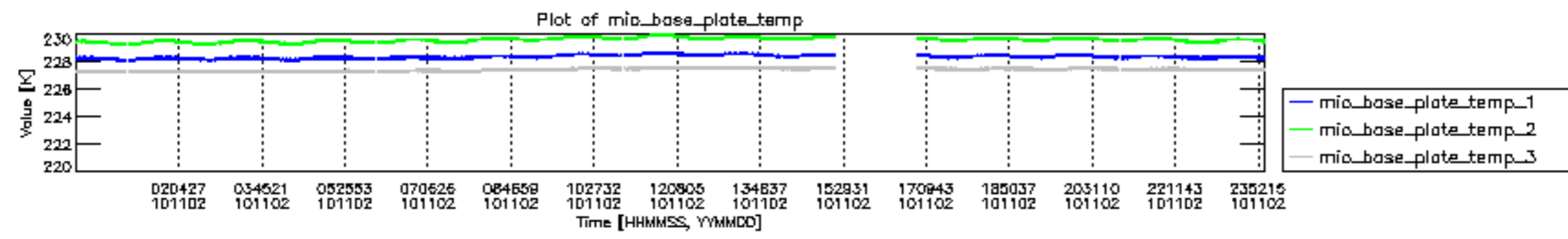


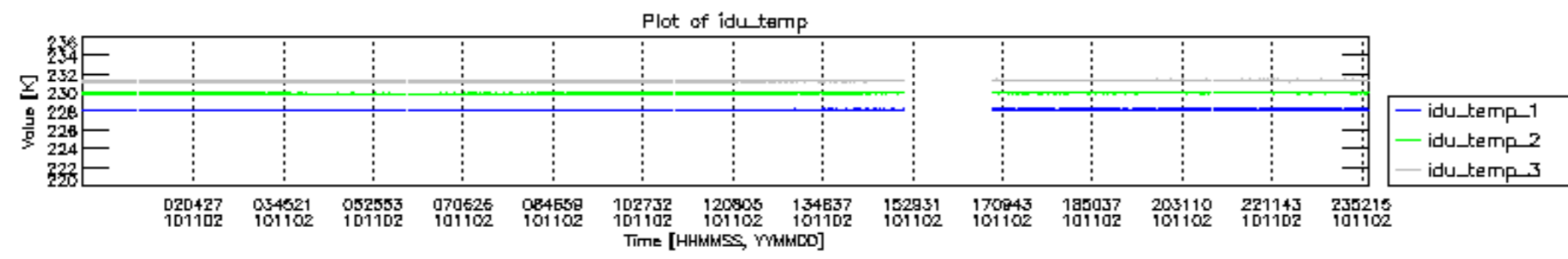
mipas_daily_report_level0_KSPT_L0_4504_N_20101102_12.PNG

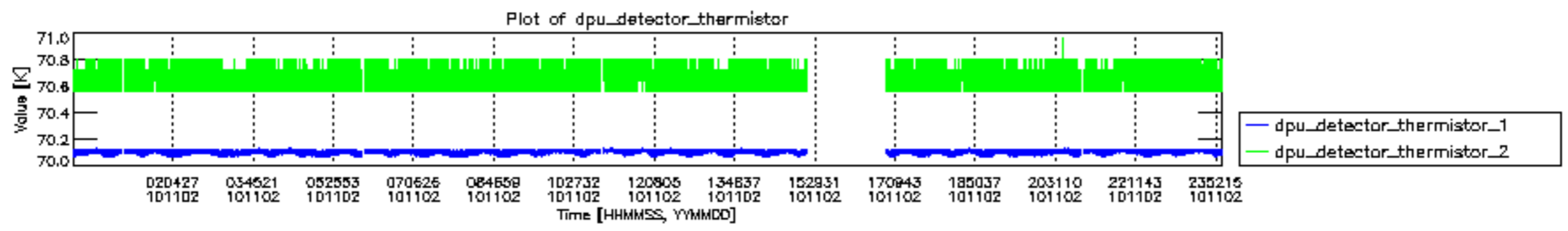


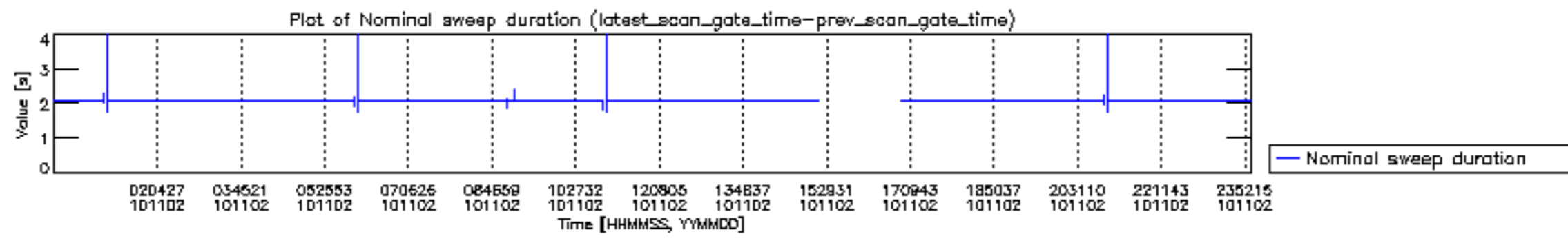
mipas_daily_report_level0_KSPT_L0_4504_N_20101102_13.PNG

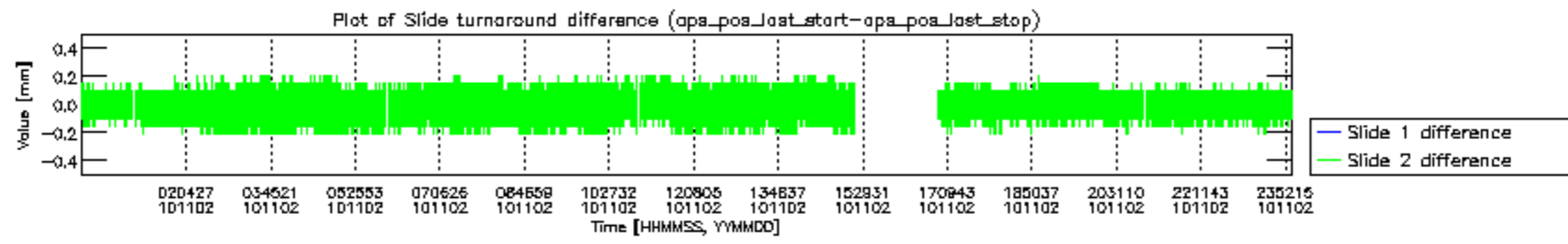


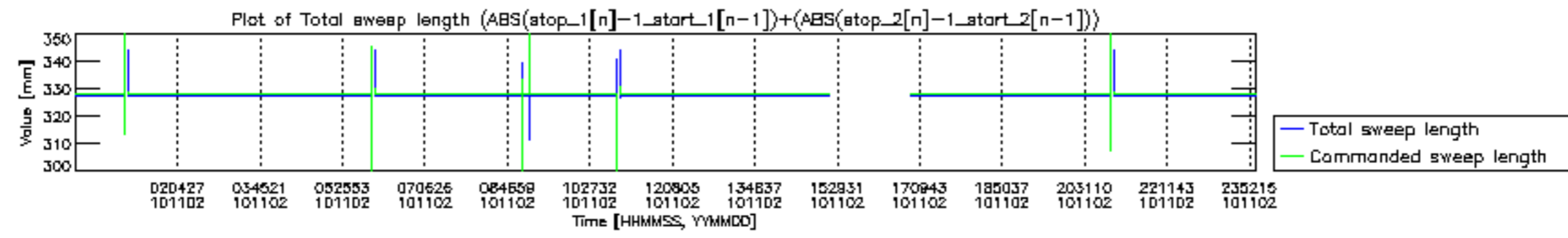


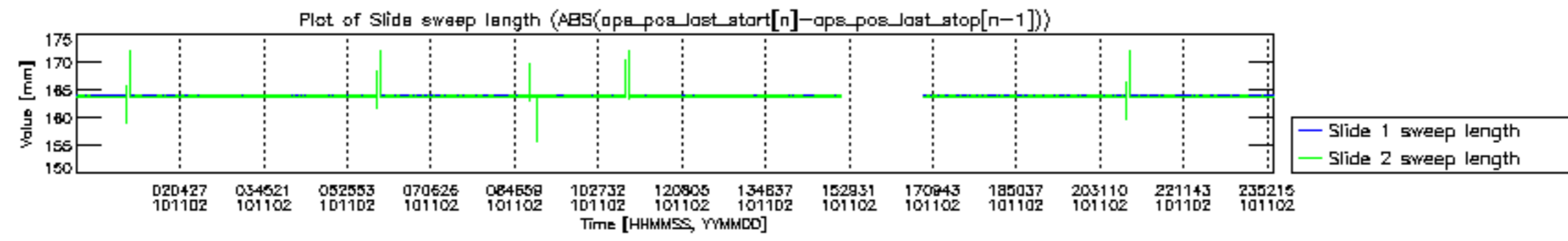


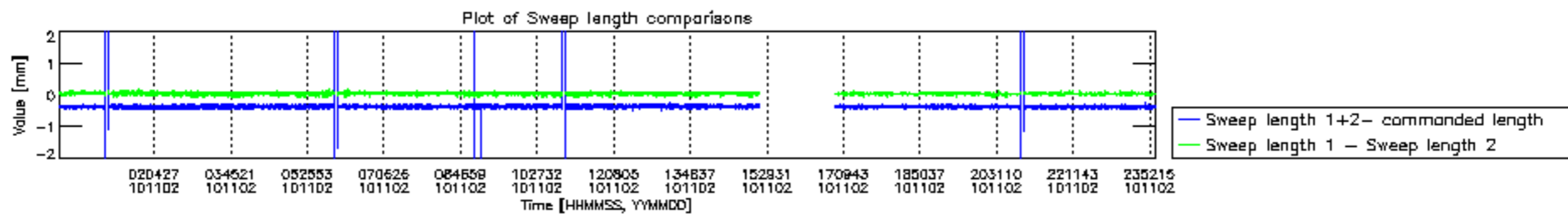


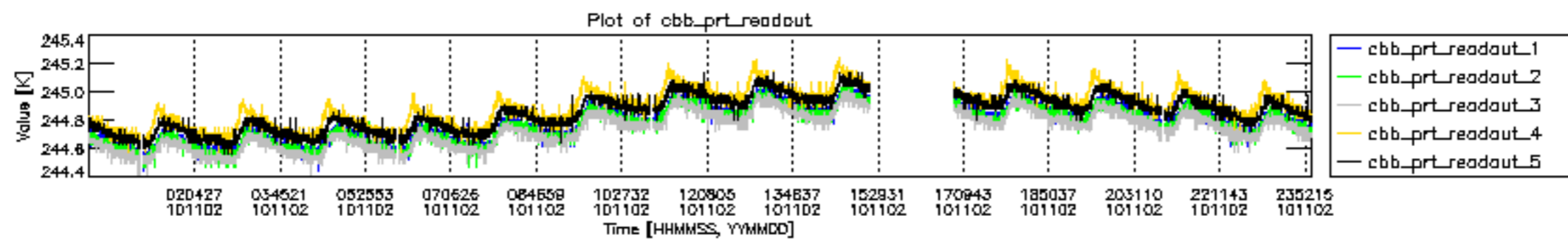


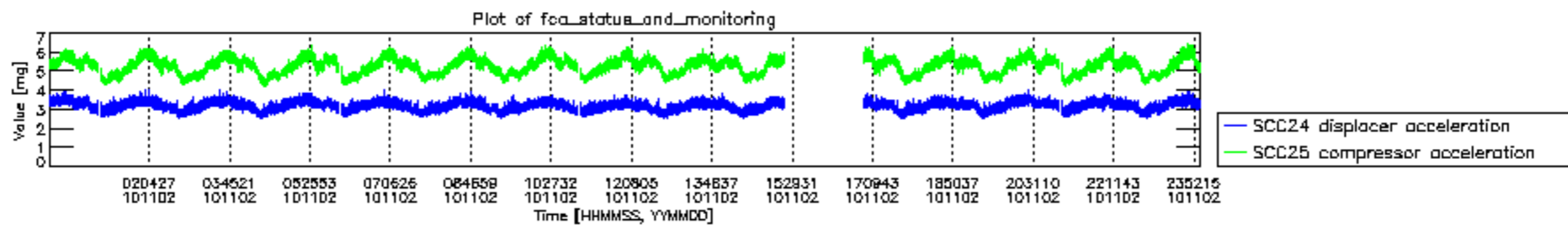












MIPNLOP_MIPSOUPAC_aux_fields_igm_cal, channel statistics plot
 Colour indicates value.

