

GOMOS Level 2 Daily Report

SUMMARY

[1. General Info](#)

[2. Summary of processed GOM_NL_2P products](#)

[3. Level 2 Quality information per product](#)

[3.1 Plot of level 2 quality information per product \(time dependant\)](#)

[3.2 Plot of level 2 quality information per product \(world map\)](#)

[4. Level 1 Quality information per product \(stored on level 2 products\)](#)

[4.1 Plot of level 1 quality information per product \(time dependant\)](#)

[4.1.1 Plot of level 1 quality information per product \(time dependant\): ASCENDING](#)

[4.1.2 Plot of level 1 quality information per product \(time dependant\): DESCENDING](#)

[4.2 Plot of level 1 quality information per product \(world map\)](#)

[4.2.1 Plot of level 1 quality information per product \(world map\): ASCENDING](#)

[4.2.2 Plot of level 1 quality information per product \(world map\): DESCENDING](#)

[5. Ozone profiles based on quality statistics and other trace gas profiles](#)

[5.1 Ozone statistics based on quality of products](#)

[5.2 Plot ozone profiles for all STD \(dark without errors\)](#)

[5.3 Plot ozone profiles where STD < 20% \(dark without errors\)](#)

[5.4. Plot ozone profiles where STD < 10% \(dark without errors\)](#)

[5.5. Plot ozone profiles where STD < 5% \(dark without errors\)](#)

[5.6 Plot NO2 profiles for all STD \(dark without errors\)](#)

[5.7 Plot NO3 profiles for all STD \(dark without errors\)](#)

[5.8 Plot H2O profiles \(only for occultations of stars 1,2,3,4,13,14,16,26,63 dark without errors\) for all STD](#)

[6. Auxiliary Data Files used for the production reported in section 2](#)

This report presents the daily analysis on parameters extracted from GOMOS level 2 data (GOM_NL__2P). It is intended to monitor some important parameters that will impact the quality of these products. A list of level 2 products (and content) that have arrived during the reporting day to the PCF is also given.

| Item | Value |
|---------------------------|---------------------------------|
| Time of report generation | 18APR2013 14:15:01 |
| Data source version | GOMOS/6.01 |
| Start time of products | 06-04-2012 (06APR2012 00:00:00) |
| Stop time of products | 07-04-2012 (07APR2012 00:00:00) |
| Store outputs in DB | Yes |
| Nb of level 2 prods | 11 |
| Nb of prods with errors | 1 |

2. Summary of processed GOM_NL__2P products.

!Warning: No products without errors in DARK limb contitions found !Warning: No products without errors in BRIGHT limb contitions found

| Nr | Filename | UTC Start time | Limb | Duration | Star Id | Star Name | Star Mag | Star Temp | Nb Meas | Orbit | Prod. error |
|----|--|----------------------|------------|----------|---------|-----------|----------|-----------|---------|-------|-------------|
| 1 | GOM_NL__2PRFIN20120406_001427_000000433113_00232_52832_3553.N1 | 06-APR-2012 00:14:27 | Straylight | 42.500 | 95 | Zet Cen | 2.5450 | 26000. | 85 | 52832 | No |
| 2 | GOM_NL__2PRFIN20120406_015441_000000413113_00233_52833_3571.N1 | 06-APR-2012 01:54:41 | Straylight | 40.500 | 95 | Zet Cen | 2.5450 | 26000. | 81 | 52833 | No |
| 3 | GOM_NL__2PRFIN20120406_033456_000000433113_00234_52834_3572.N1 | 06-APR-2012 03:34:56 | Dark | 42.500 | 95 | Zet Cen | 2.5450 | 26000. | 85 | 52834 | Yes |
| 4 | GOM_NL__2PRFIN20120406_051510_000000413113_00235_52835_3586.N1 | 06-APR-2012 05:15:10 | Straylight | 40.500 | 95 | Zet Cen | 2.5450 | 26000. | 81 | 52835 | No |
| 5 | GOM_NL__2PRFIN20120406_065525_000000413113_00236_52836_3609.N1 | 06-APR-2012 06:55:25 | Straylight | 40.500 | 95 | Zet Cen | 2.5450 | 26000. | 81 | 52836 | No |
| 6 | GOM_NL__2PRFIN20120406_083539_000000413113_00237_52837_3618.N1 | 06-APR-2012 08:35:39 | Straylight | 40.500 | 95 | Zet Cen | 2.5450 | 26000. | 81 | 52837 | No |
| 7 | GOM_NL__2PRFIN20120406_101553_000000403113_00238_52838_3627.N1 | 06-APR-2012 10:15:53 | Straylight | 39.500 | 95 | Zet Cen | 2.5450 | 26000. | 79 | 52838 | No |
| 8 | GOM_NL__2PRFIN20120406_115608_000000403113_00239_52839_3638.N1 | 06-APR-2012 11:56:08 | Straylight | 40.000 | 95 | Zet Cen | 2.5450 | 26000. | 80 | 52839 | No |
| 9 | GOM_NL__2PRFIN20120406_133622_000000403113_00240_52840_3654.N1 | 06-APR-2012 13:36:22 | Straylight | 39.500 | 95 | Zet Cen | 2.5450 | 26000. | 79 | 52840 | No |
| 10 | GOM_NL__2PRFIN20120406_151636_000000423113_00241_52841_3657.N1 | 06-APR-2012 15:16:36 | Straylight | 42.000 | 95 | Zet Cen | 2.5450 | 26000. | 84 | 52841 | No |
| 11 | GOM_NL__2PRFIN20120406_165651_000000413113_00242_52842_3666.N1 | 06-APR-2012 16:56:51 | Straylight | 40.500 | 95 | Zet Cen | 2.5450 | 26000. | 81 | 52842 | No |

3. Quality information per product

In this section it is plotted some information contained in the Quality Summary data set of the level 2 products. Only products in dark limb conditions and without errors (error flag in the MPH set to "0") are used.

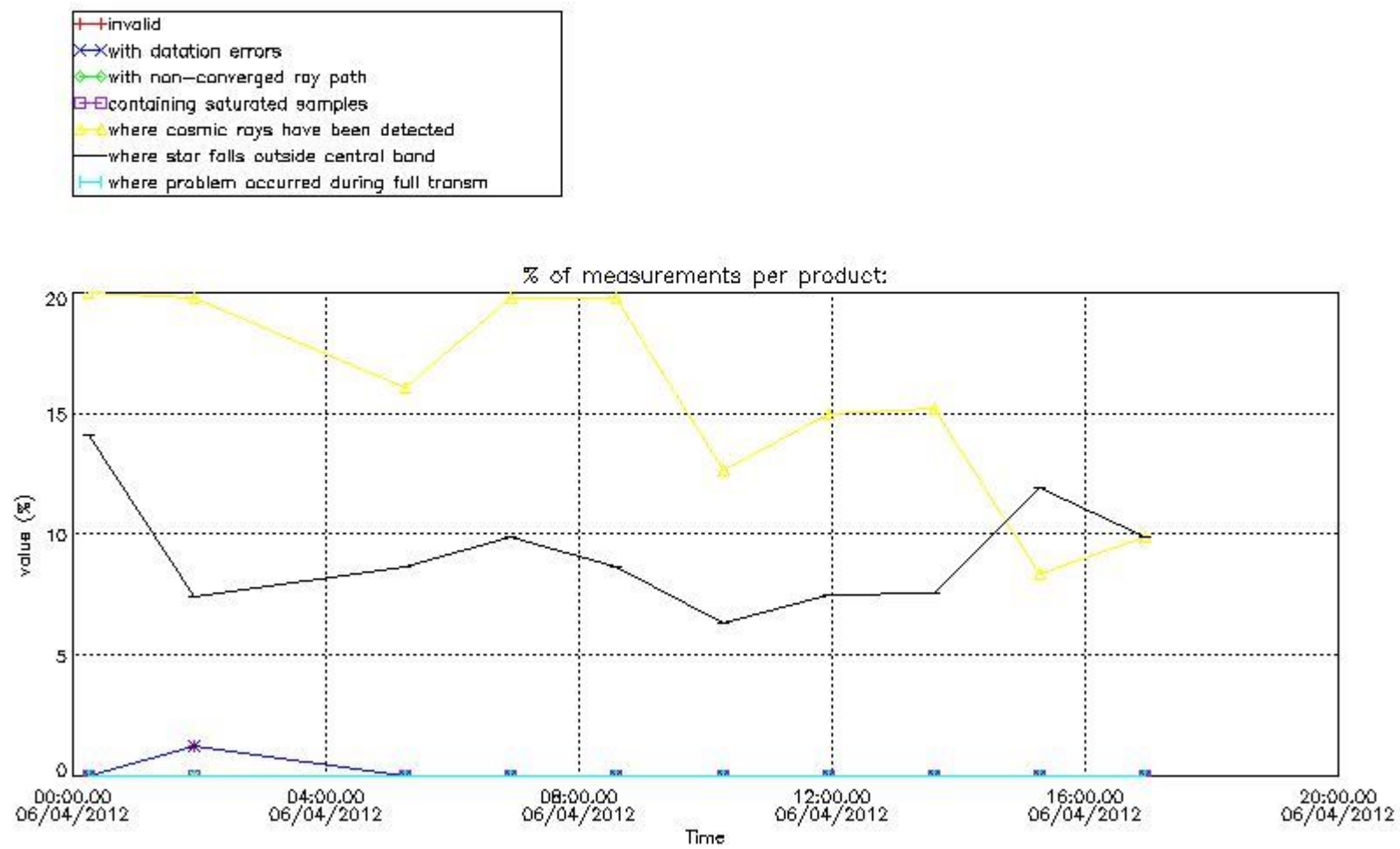
3.1 Plot quality information per product (time dependant)

4. Level 1 quality information per product

In this section it is plotted some information contained in the Quality Summary data set of the level 2 products that comes from the level 1b processing. Products without errors (error flag in the MPH set to "0") are used.

4.1 Plot quality information per product (time dependant) coming from level 1b processing

4.1.1 Plot level 1 quality information per product (time dependant): ENVISAT ASCENDING passes

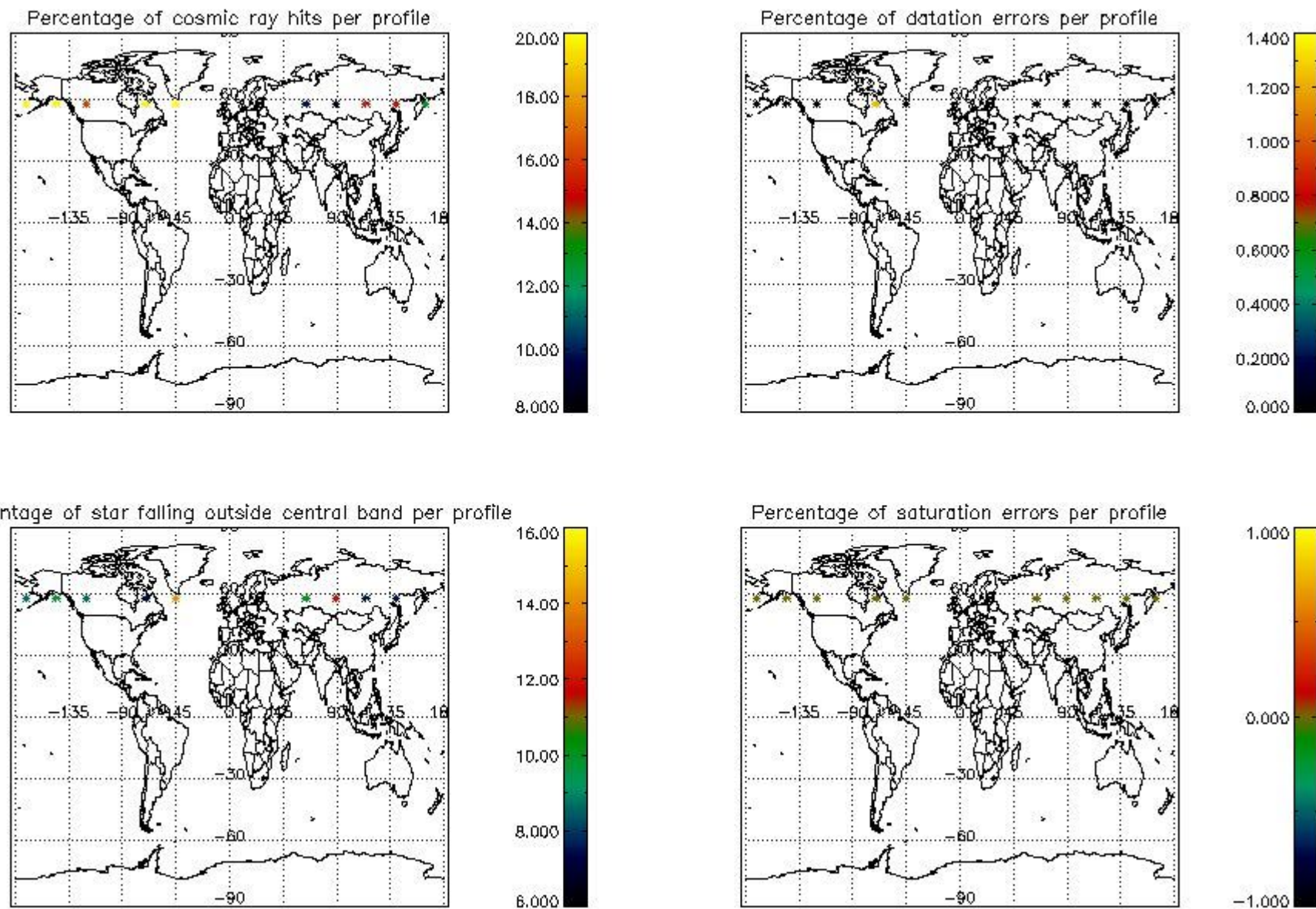


4.1.2 Plot level 1 quality information per product (time dependant): ENVISAT DESCENDING passes

!Warning: No products without errors in descending found

4.2 Plot quality information per product coming from level 1b processing (world map)

4.2.1 Plot level 1 quality information per product (world map): ENVISAT ASCENDING passes



4.2.2 Plot level 1 quality information per product (world map): ENVISAT DESCENDING passes

!Warning: No products without errors in descending found

6. Auxiliary Data Files used for the production reported in section 2

The number reported in the third column indicates since which file (see list in section 2) the corresponding auxiliary file has been used. The fourth column is the date of those product files.

| Type | Auxiliary Filename | Used since product | Used since product date |
|---------------------------|---|--------------------|-------------------------|
| INST_PHYS_CHARACTERISTICS | GOM_INS_AXVIEC20111213_163131_20111215_000000_20500101_000000 | 1 | 06-APR-2012 00:14:27 |
| LEVEL-2_PROC_CONFIG | GOM_PR2_AXVIEC20091111_152718_20020301_000000_20500101_000000 | 1 | 06-APR-2012 00:14:27 |
| CROSS_SECTIONS_FILE | GOM_CRS_AXVIEC20091111_154832_20020301_000000_20500101_000000 | 1 | 06-APR-2012 00:14:27 |

GOMOS Level 2 Daily Report

SUMMARY

[1. General Info](#)

[2. Summary of processed GOM_NL_2P products](#)

[3. Level 2 Quality information per product](#)

[3.1 Plot of level 2 quality information per product \(time dependant\)](#)

[3.2 Plot of level 2 quality information per product \(world map\)](#)

[4. Level 1 Quality information per product \(stored on level 2 products\)](#)

[4.1 Plot of level 1 quality information per product \(time dependant\)](#)

[4.1.1 Plot of level 1 quality information per product \(time dependant\): ASCENDING](#)

[4.1.2 Plot of level 1 quality information per product \(time dependant\): DESCENDING](#)

[4.2 Plot of level 1 quality information per product \(world map\)](#)

[4.2.1 Plot of level 1 quality information per product \(world map\): ASCENDING](#)

[4.2.2 Plot of level 1 quality information per product \(world map\): DESCENDING](#)

[5. Ozone profiles based on quality statistics and other trace gas profiles](#)

[5.1 Ozone statistics based on quality of products](#)

[5.2 Plot ozone profiles for all STD \(dark without errors\)](#)

[5.3 Plot ozone profiles where STD < 20% \(dark without errors\)](#)

[5.4. Plot ozone profiles where STD < 10% \(dark without errors\)](#)

[5.5. Plot ozone profiles where STD < 5% \(dark without errors\)](#)

[5.6 Plot NO2 profiles for all STD \(dark without errors\)](#)

[5.7 Plot NO3 profiles for all STD \(dark without errors\)](#)

[5.8 Plot H2O profiles \(only for occultations of stars 1,2,3,4,13,14,16,26,63 dark without errors\) for all STD](#)

[6. Auxiliary Data Files used for the production reported in section 2](#)

This report presents the daily analysis on parameters extracted from GOMOS level 2 data (GOM_NL__2P). It is intended to monitor some important parameters that will impact the quality of these products. A list of level 2 products (and content) that have arrived during the reporting day to the PCF is also given.

| Item | Value |
|---------------------------|---------------------------------|
| Time of report generation | 18APR2013 14:15:01 |
| Data source version | GOMOS/6.01 |
| Start time of products | 06-04-2012 (06APR2012 00:00:00) |
| Stop time of products | 07-04-2012 (07APR2012 00:00:00) |
| Store outputs in DB | Yes |
| Nb of level 2 prods | 11 |
| Nb of prods with errors | 1 |

2. Summary of processed GOM_NL__2P products.

!Warning: No products without errors in DARK limb contitions found !Warning: No products without errors in BRIGHT limb contitions found

| Nr | Filename | UTC Start time | Limb | Duration | Star Id | Star Name | Star Mag | Star Temp | Nb Meas | Orbit | Prod. error |
|----|--|----------------------|------------|----------|---------|-----------|----------|-----------|---------|-------|-------------|
| 1 | GOM_NL__2PRFIN20120406_001427_000000433113_00232_52832_3553.N1 | 06-APR-2012 00:14:27 | Straylight | 42.500 | 95 | Zet Cen | 2.5450 | 26000. | 85 | 52832 | No |
| 2 | GOM_NL__2PRFIN20120406_015441_000000413113_00233_52833_3571.N1 | 06-APR-2012 01:54:41 | Straylight | 40.500 | 95 | Zet Cen | 2.5450 | 26000. | 81 | 52833 | No |
| 3 | GOM_NL__2PRFIN20120406_033456_000000433113_00234_52834_3572.N1 | 06-APR-2012 03:34:56 | Dark | 42.500 | 95 | Zet Cen | 2.5450 | 26000. | 85 | 52834 | Yes |
| 4 | GOM_NL__2PRFIN20120406_051510_000000413113_00235_52835_3586.N1 | 06-APR-2012 05:15:10 | Straylight | 40.500 | 95 | Zet Cen | 2.5450 | 26000. | 81 | 52835 | No |
| 5 | GOM_NL__2PRFIN20120406_065525_000000413113_00236_52836_3609.N1 | 06-APR-2012 06:55:25 | Straylight | 40.500 | 95 | Zet Cen | 2.5450 | 26000. | 81 | 52836 | No |
| 6 | GOM_NL__2PRFIN20120406_083539_000000413113_00237_52837_3618.N1 | 06-APR-2012 08:35:39 | Straylight | 40.500 | 95 | Zet Cen | 2.5450 | 26000. | 81 | 52837 | No |
| 7 | GOM_NL__2PRFIN20120406_101553_000000403113_00238_52838_3627.N1 | 06-APR-2012 10:15:53 | Straylight | 39.500 | 95 | Zet Cen | 2.5450 | 26000. | 79 | 52838 | No |
| 8 | GOM_NL__2PRFIN20120406_115608_000000403113_00239_52839_3638.N1 | 06-APR-2012 11:56:08 | Straylight | 40.000 | 95 | Zet Cen | 2.5450 | 26000. | 80 | 52839 | No |
| 9 | GOM_NL__2PRFIN20120406_133622_000000403113_00240_52840_3654.N1 | 06-APR-2012 13:36:22 | Straylight | 39.500 | 95 | Zet Cen | 2.5450 | 26000. | 79 | 52840 | No |
| 10 | GOM_NL__2PRFIN20120406_151636_000000423113_00241_52841_3657.N1 | 06-APR-2012 15:16:36 | Straylight | 42.000 | 95 | Zet Cen | 2.5450 | 26000. | 84 | 52841 | No |
| 11 | GOM_NL__2PRFIN20120406_165651_000000413113_00242_52842_3666.N1 | 06-APR-2012 16:56:51 | Straylight | 40.500 | 95 | Zet Cen | 2.5450 | 26000. | 81 | 52842 | No |

3. Quality information per product

In this section it is plotted some information contained in the Quality Summary data set of the level 2 products. Only products in dark limb conditions and without errors (error flag in the MPH set to "0") are used.

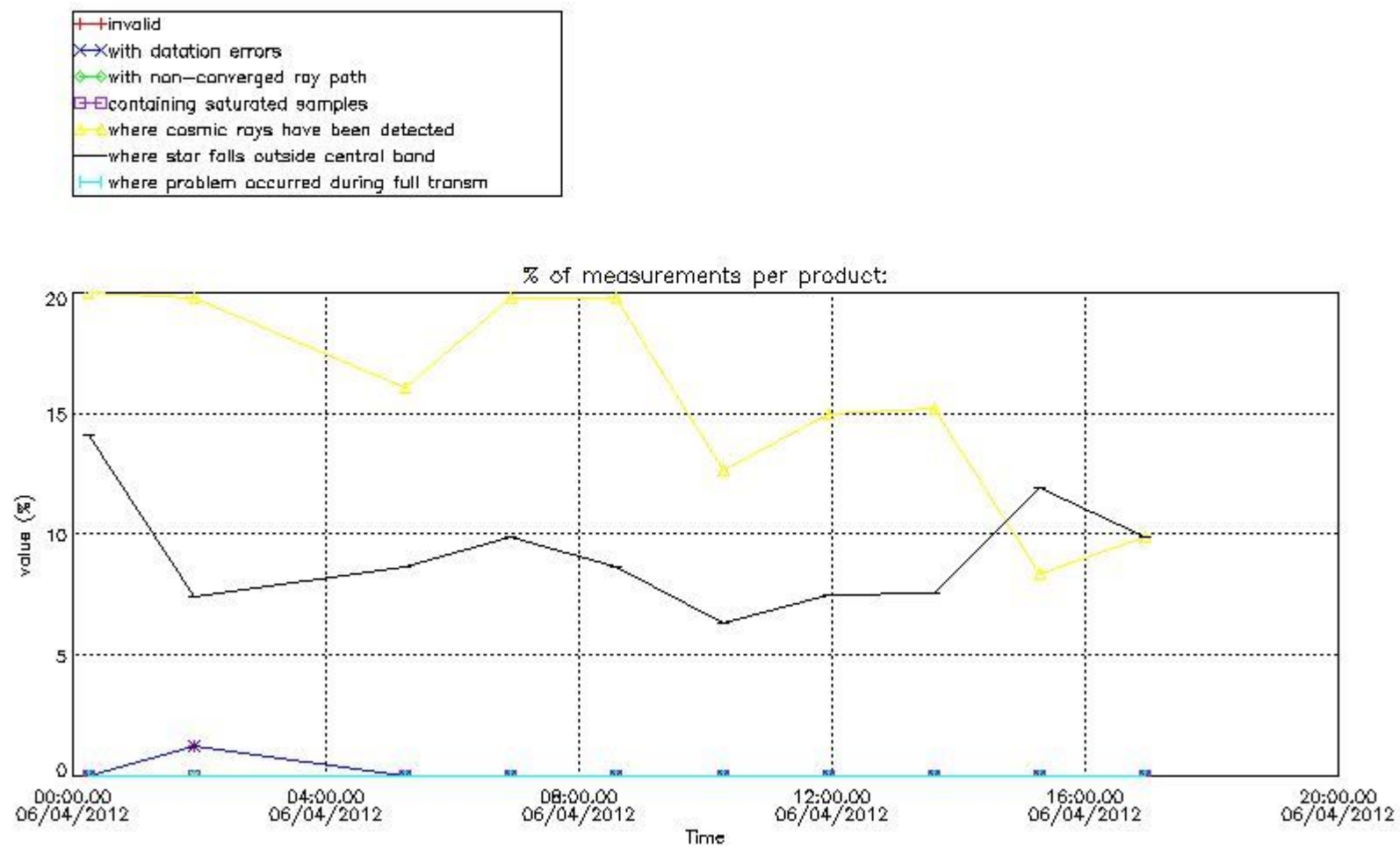
3.1 Plot quality information per product (time dependant)

4. Level 1 quality information per product

In this section it is plotted some information contained in the Quality Summary data set of the level 2 products that comes from the level 1b processing. Products without errors (error flag in the MPH set to "0") are used.

4.1 Plot quality information per product (time dependant) coming from level 1b processing

4.1.1 Plot level 1 quality information per product (time dependant): ENVISAT ASCENDING passes



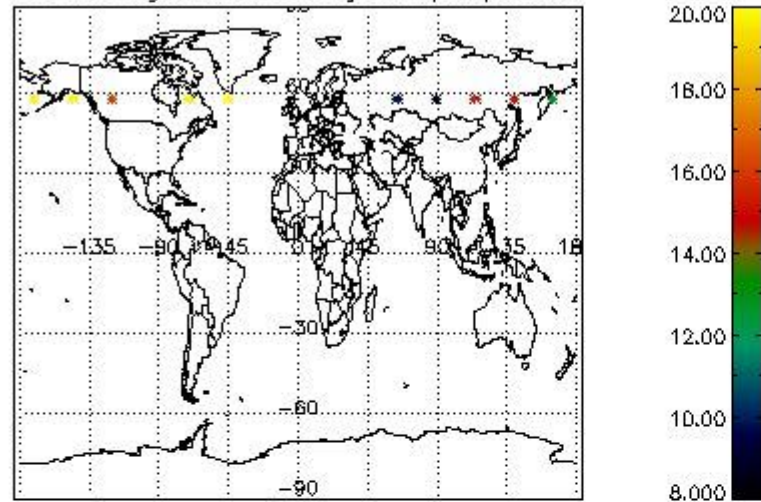
4.1.2 Plot level 1 quality information per product (time dependant): ENVISAT DESCENDING passes

!Warning: No products without errors in descending found

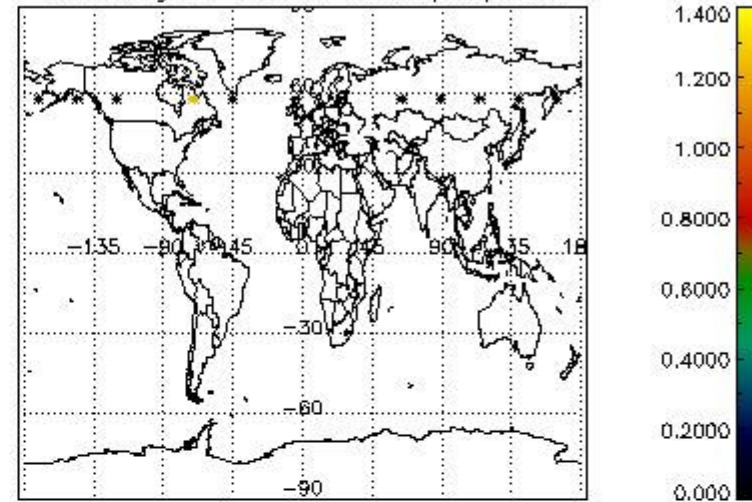
4.2 Plot quality information per product coming from level 1b processing (world map)

4.2.1 Plot level 1 quality information per product (world map): ENVISAT ASCENDING passes

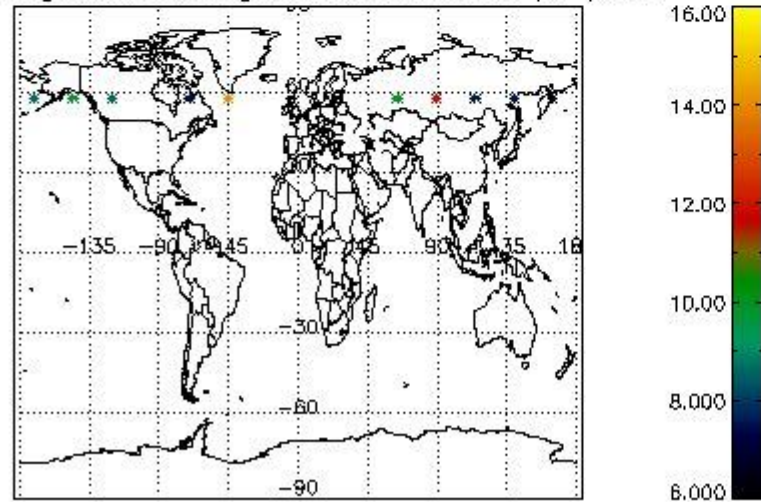
Percentage of cosmic ray hits per profile



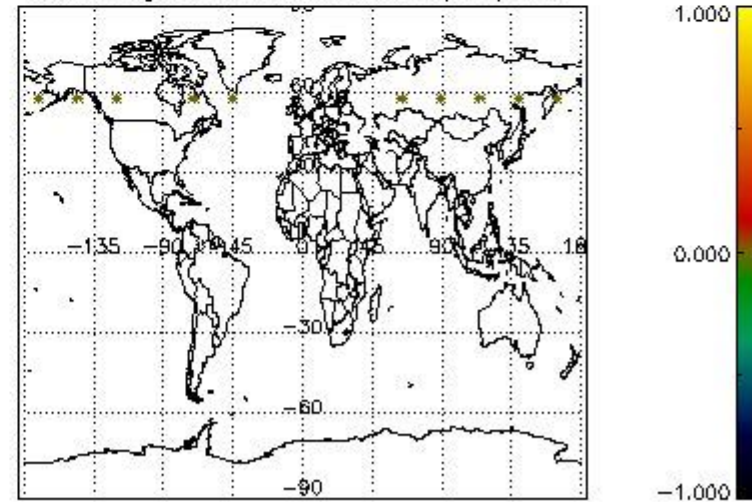
Percentage of datation errors per profile



Percentage of star falling outside central band per profile



Percentage of saturation errors per profile



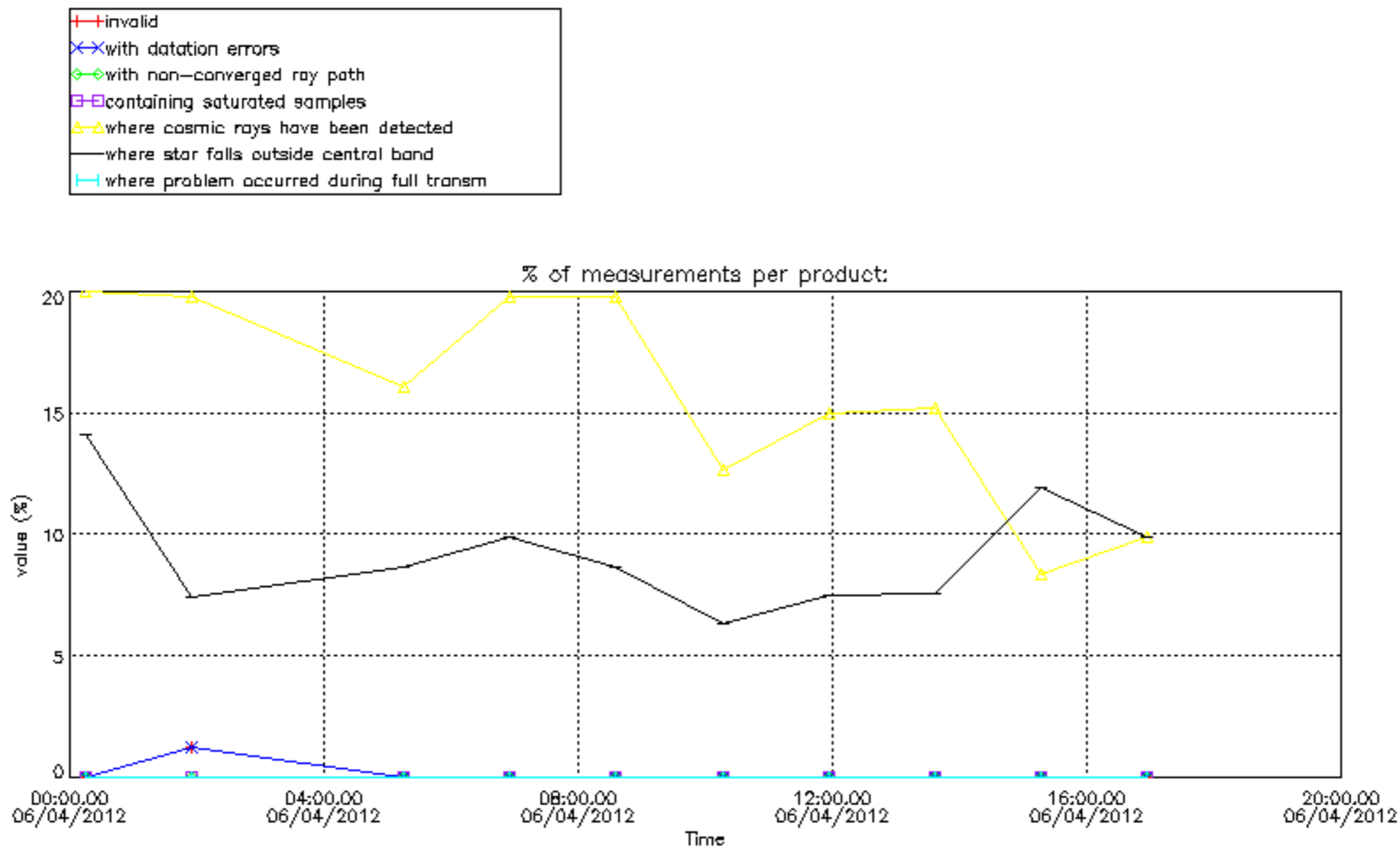
4.2.2 Plot level 1 quality information per product (world map): ENVISAT DESCENDING passes

!Warning: No products without errors in descending found

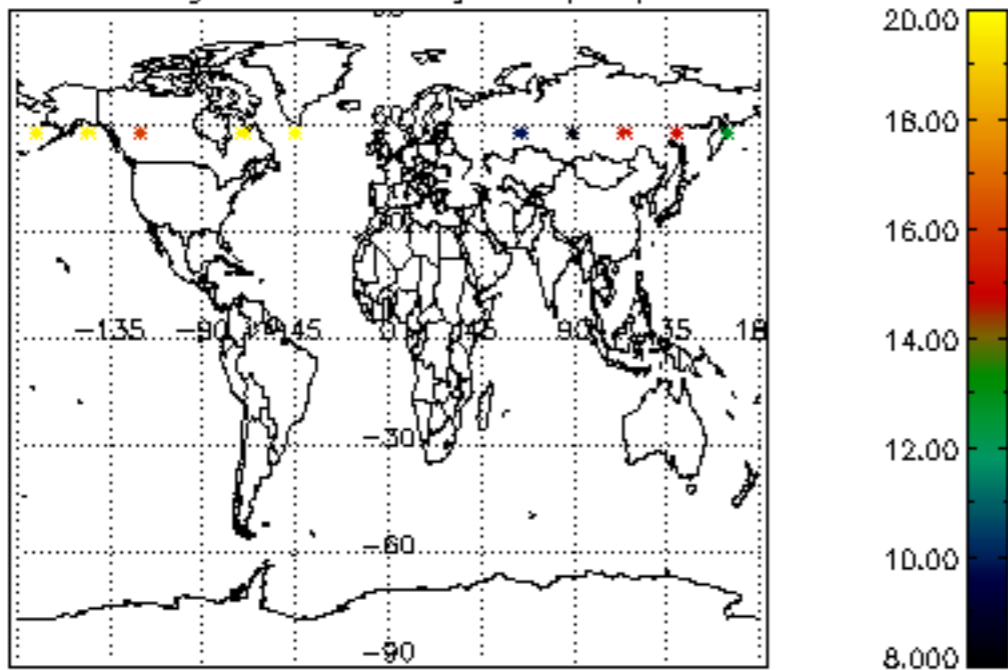
6. Auxiliary Data Files used for the production reported in section 2

The number reported in the third column indicates since which file (see list in section 2) the corresponding auxiliary file has been used. The fourth column is the date of those product files.

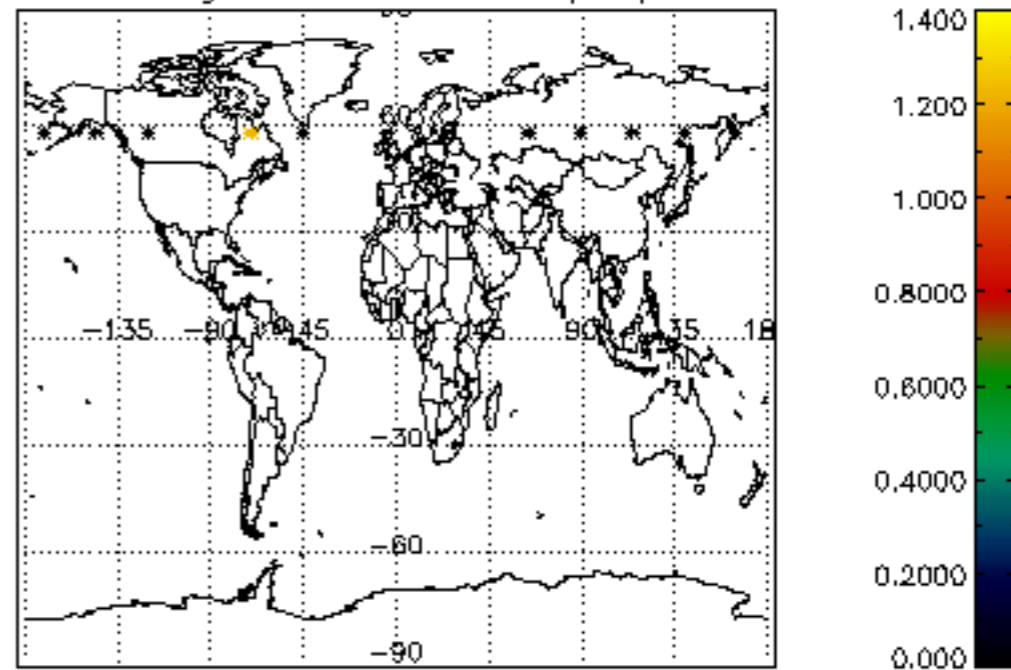
| Type | Auxiliary Filename | Used since product | Used since product date |
|---------------------------|---|--------------------|-------------------------|
| INST_PHYS_CHARACTERISTICS | GOM_INS_AXVIEC20111213_163131_20111215_000000_20500101_000000 | 1 | 06-APR-2012 00:14:27 |
| LEVEL-2_PROC_CONFIG | GOM_PR2_AXVIEC20091111_152718_20020301_000000_20500101_000000 | 1 | 06-APR-2012 00:14:27 |
| CROSS_SECTIONS_FILE | GOM_CRS_AXVIEC20091111_154832_20020301_000000_20500101_000000 | 1 | 06-APR-2012 00:14:27 |



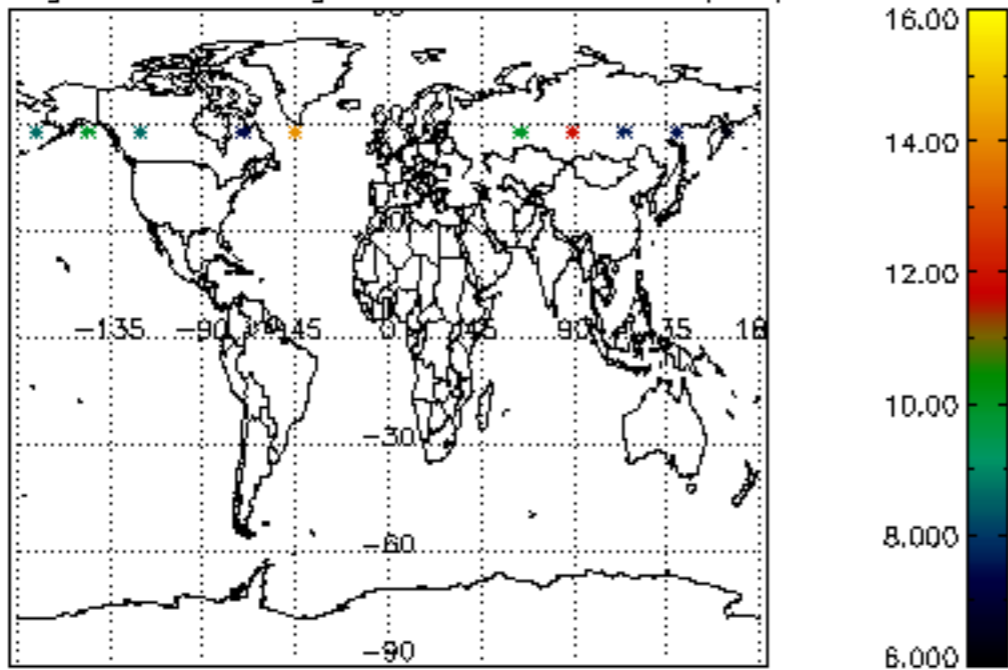
Percentage of cosmic ray hits per profile



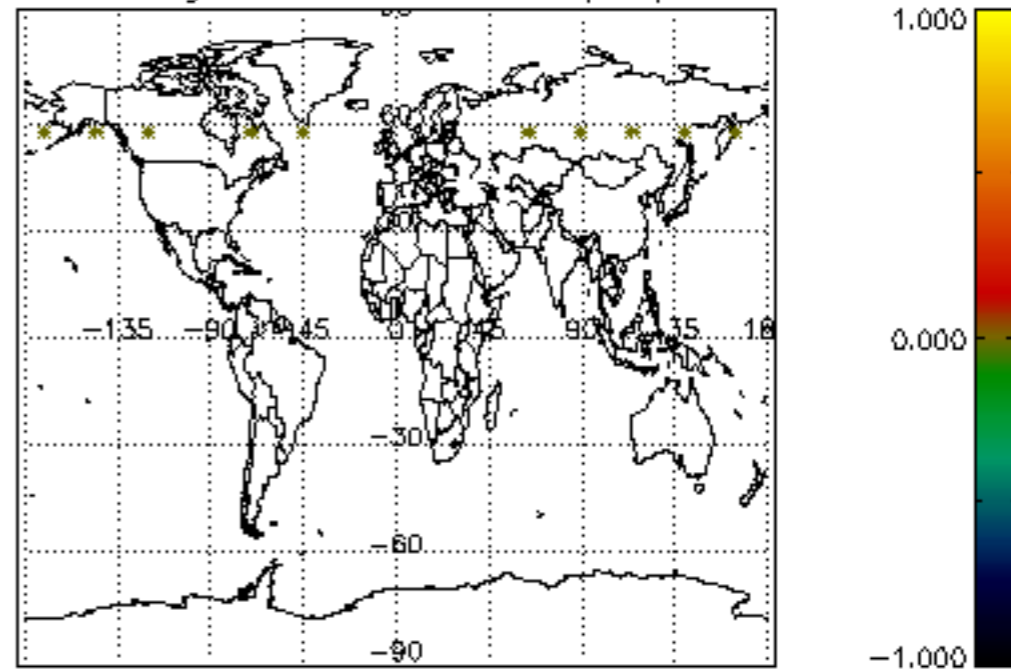
Percentage of datation errors per profile

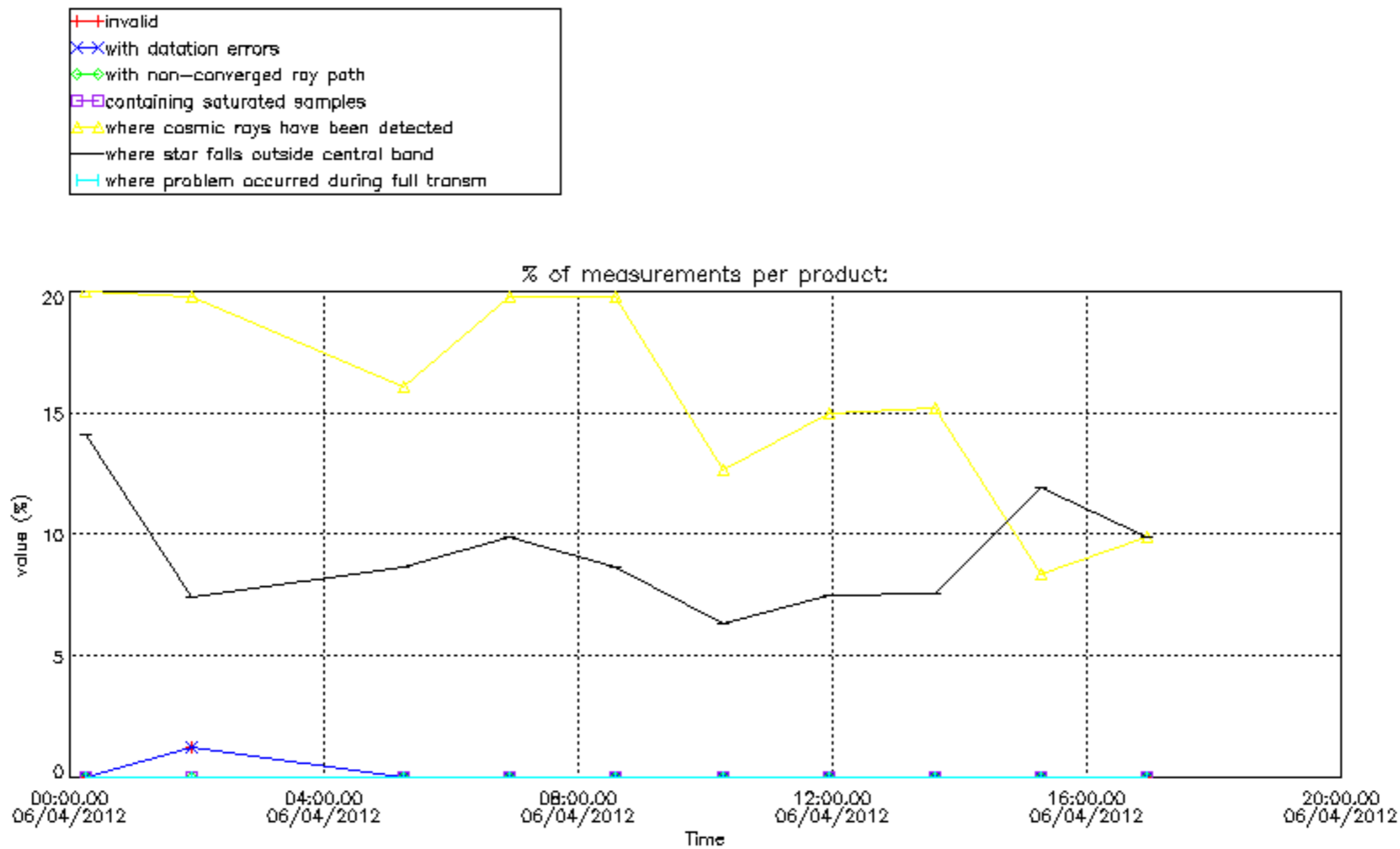


Percentage of star falling outside central band per profile

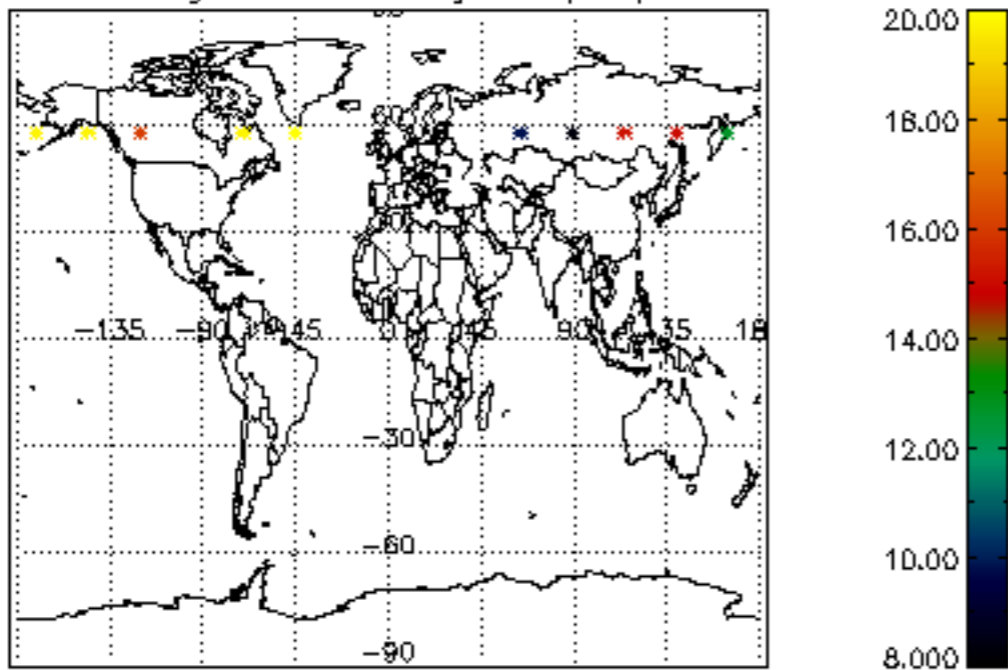


Percentage of saturation errors per profile

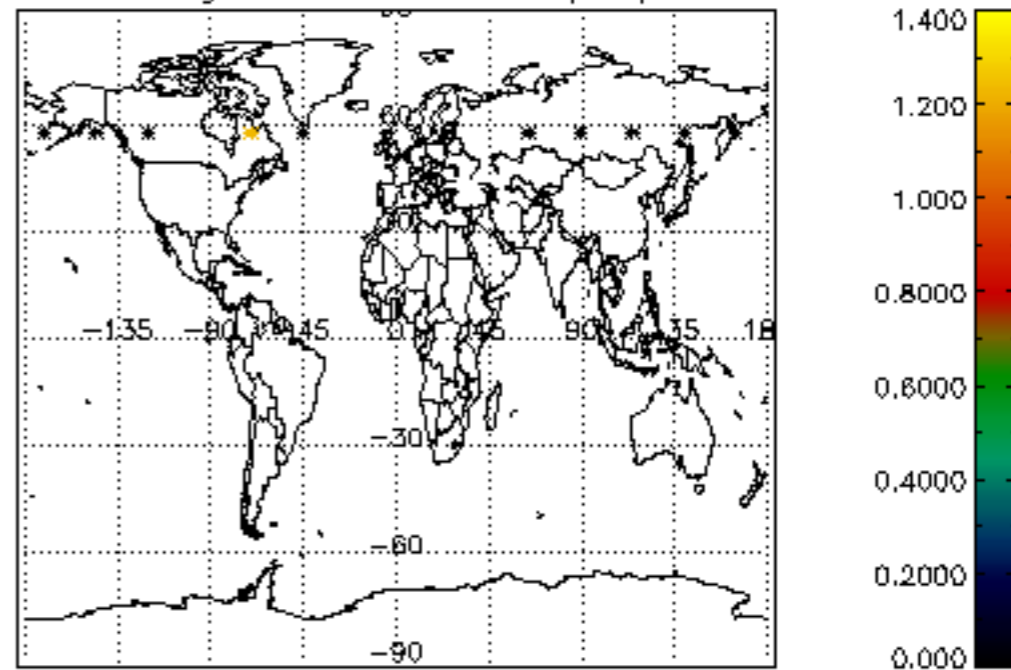




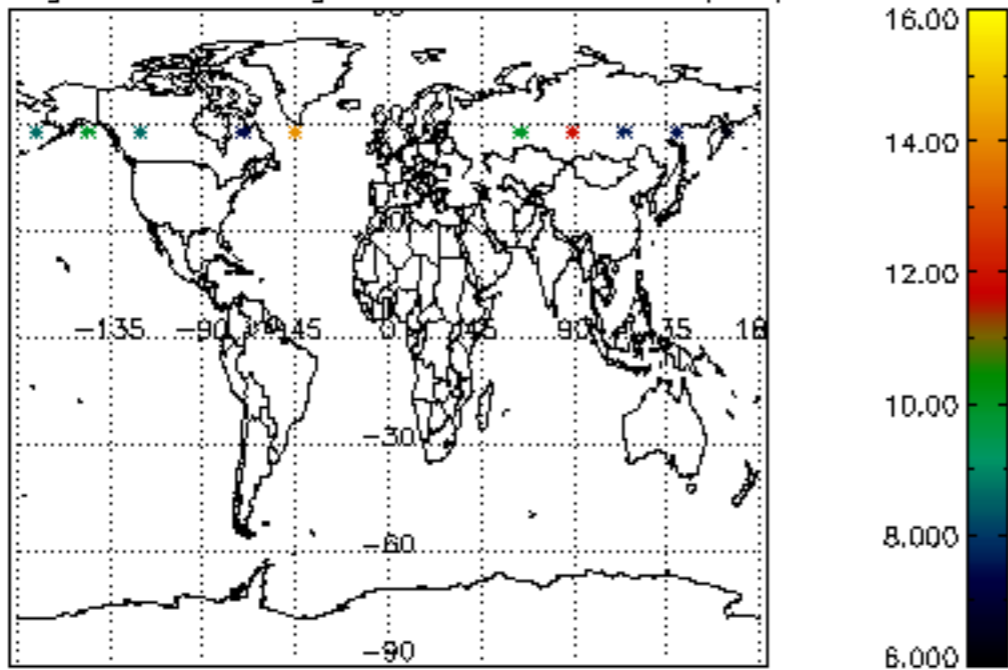
Percentage of cosmic ray hits per profile



Percentage of datation errors per profile



Percentage of star falling outside central band per profile



Percentage of saturation errors per profile

