

GOMOS Level 2 Daily Report

SUMMARY

[1. General Info](#)

[2. Summary of processed GOM_NL_2P products](#)

[3. Level 2 Quality information per product](#)

[3.1 Plot of level 2 quality information per product \(time dependant\)](#)

[3.2 Plot of level 2 quality information per product \(world map\)](#)

[4. Level 1 Quality information per product \(stored on level 2 products\)](#)

[4.1 Plot of level 1 quality information per product \(time dependant\)](#)

[4.1.1 Plot of level 1 quality information per product \(time dependant\): ASCENDING](#)

[4.1.2 Plot of level 1 quality information per product \(time dependant\): DESCENDING](#)

[4.2 Plot of level 1 quality information per product \(world map\)](#)

[4.2.1 Plot of level 1 quality information per product \(world map\): ASCENDING](#)

[4.2.2 Plot of level 1 quality information per product \(world map\): DESCENDING](#)

[5. Ozone profiles based on quality statistics and other trace gas profiles](#)

[5.1 Ozone statistics based on quality of products](#)

[5.2 Plot ozone profiles for all STD \(dark without errors\)](#)

[5.3 Plot ozone profiles where STD < 20% \(dark without errors\)](#)

[5.4. Plot ozone profiles where STD < 10% \(dark without errors\)](#)

[5.5. Plot ozone profiles where STD < 5% \(dark without errors\)](#)

[5.6 Plot NO2 profiles for all STD \(dark without errors\)](#)

[5.7 Plot NO3 profiles for all STD \(dark without errors\)](#)

[5.8 Plot H2O profiles \(only for occultations of stars 1,2,3,4,13,14,16,26,63 dark without errors\) for all STD](#)

[6. Auxiliary Data Files used for the production reported in section 2](#)

This report presents the daily analysis on parameters extracted from GOMOS level 2 data (GOM_NL__2P). It is intended to monitor some important parameters that will impact the quality of these products. A list of level 2 products (and content) that have arrived during the reporting day to the PCF is also given.

Item	Value
Time of report generation	18APR2013 14:10:48
Data source version	GOMOS/6.01
Start time of products	07-03-2012 (07MAR2012 00:00:00)
Stop time of products	08-03-2012 (08MAR2012 00:00:00)
Store outputs in DB	Yes
Nb of level 2 prods	9
Nb of prods with errors	0

2. Summary of processed GOM_NL__2P products.

!Warning: No products without errors in DARK limb contitions found

Nr	Filename	UTC Start time	Limb	Duration	Star Id	Star Name	Star Mag	Star Temp	Nb Meas	Orbit	Prod. error
1	GOM_NL__2PRFIN20120307_103433_000000253112_00238_52407_1373.N1	07-MAR-2012 10:34:33	Twilight_stray	25.000	22	32Alp Leo	1.3600	15200.	50	52407	No
2	GOM_NL__2PRFIN20120307_121447_000000313112_00239_52408_1414.N1	07-MAR-2012 12:14:47	Bright	31.000	22	32Alp Leo	1.3600	15200.	62	52408	No
3	GOM_NL__2PRFIN20120307_135501_000000373112_00240_52409_2175.N1	07-MAR-2012 13:55:01	Bright	37.000	22	32Alp Leo	1.3600	15200.	74	52409	No
4	GOM_NL__2PRFIN20120307_153515_000000423112_00241_52410_2244.N1	07-MAR-2012 15:35:15	Bright	41.500	22	32Alp Leo	1.3600	15200.	83	52410	No
5	GOM_NL__2PRFIN20120307_171529_000000393112_00242_52411_2244.N1	07-MAR-2012 17:15:29	Bright	39.000	22	32Alp Leo	1.3600	15200.	78	52411	No
6	GOM_NL__2PRFIN20120307_185543_000000393112_00243_52412_2151.N1	07-MAR-2012 18:55:43	Bright	39.000	22	32Alp Leo	1.3600	15200.	78	52412	No
7	GOM_NL__2PRFIN20120307_203557_000000393112_00244_52413_2226.N1	07-MAR-2012 20:35:57	Bright	38.500	22	32Alp Leo	1.3600	15200.	77	52413	No
8	GOM_NL__2PRFIN20120307_221610_000000393112_00245_52414_2377.N1	07-MAR-2012 22:16:10	Bright	39.000	22	32Alp Leo	1.3600	15200.	78	52414	No
9	GOM_NL__2PRFIN20120307_235624_000000383112_00246_52415_1812.N1	07-MAR-2012 23:56:24	Bright	38.000	22	32Alp Leo	1.3600	15200.	76	52415	No

3. Quality information per product

In this section it is plotted some information contained in the Quality Summary data set of the level 2 products. Only products in dark limb conditions and without errors (error flag in the MPH set to "0") are used.

3.1 Plot quality information per product (time dependant)

4. Level 1 quality information per product

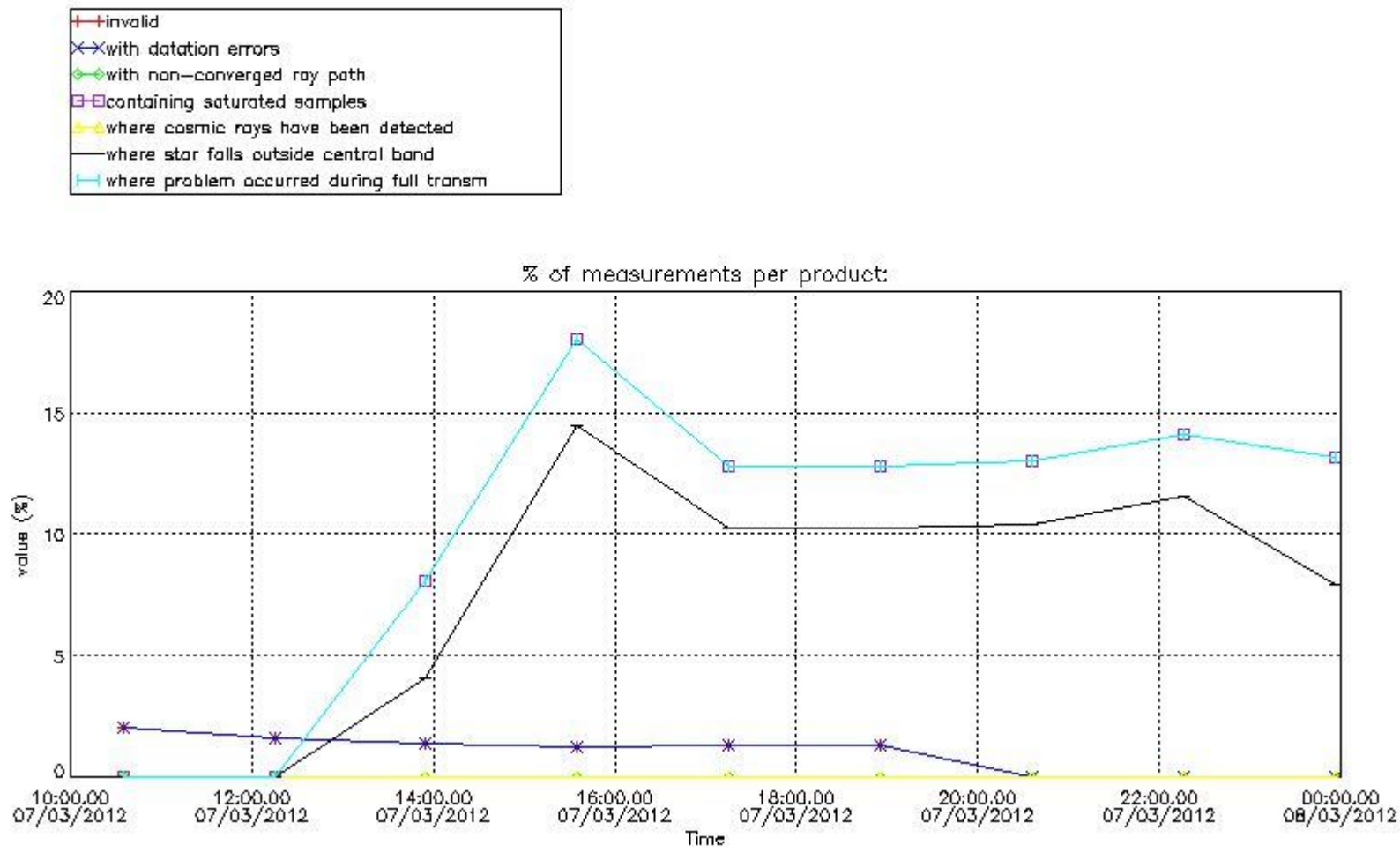
In this section it is plotted some information contained in the Quality Summary data set of the level 2 products that comes from the level 1b processing. Products without errors (error flag in the MPH set to "0") are used.

4.1 Plot quality information per product (time dependant) coming from level 1b processing

4.1.1 Plot level 1 quality information per product (time dependant): ENVISAT ASCENDING passes

!Warning: No products without errors in ascending found

4.1.2 Plot level 1 quality information per product (time dependant): ENVISAT DESCENDING passes



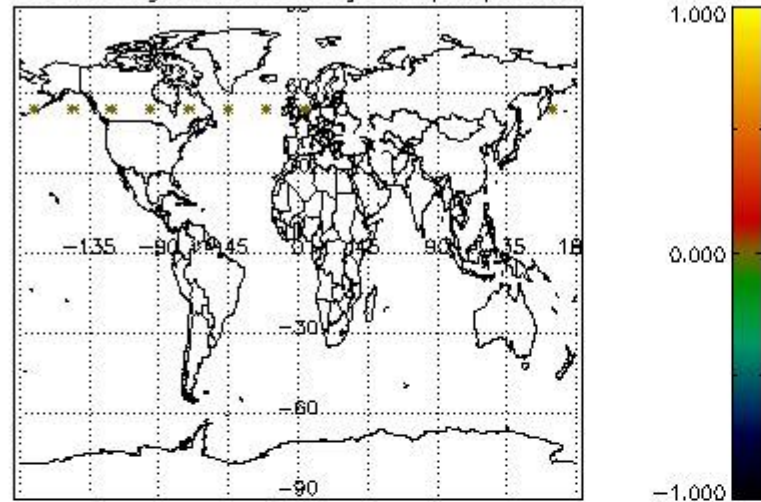
4.2 Plot quality information per product coming from level 1b processing (world map)

4.2.1 Plot level 1 quality information per product (world map): ENVISAT ASCENDING passes

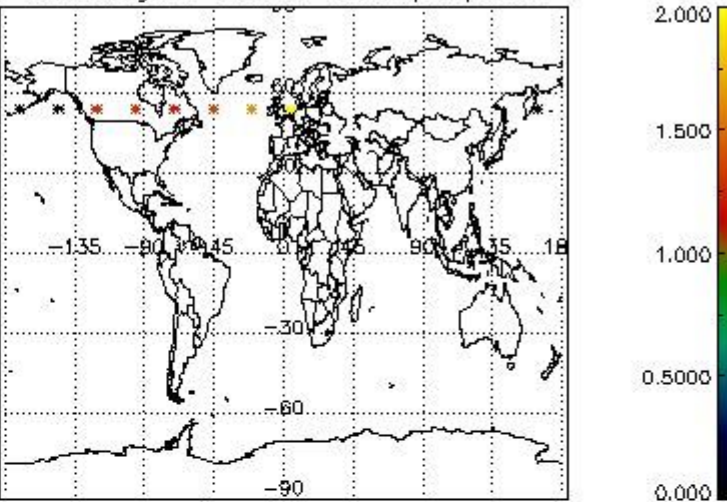
!Warning: No products without errors in ascending found

4.2.2 Plot level 1 quality information per product (world map): ENVISAT DESCENDING passes

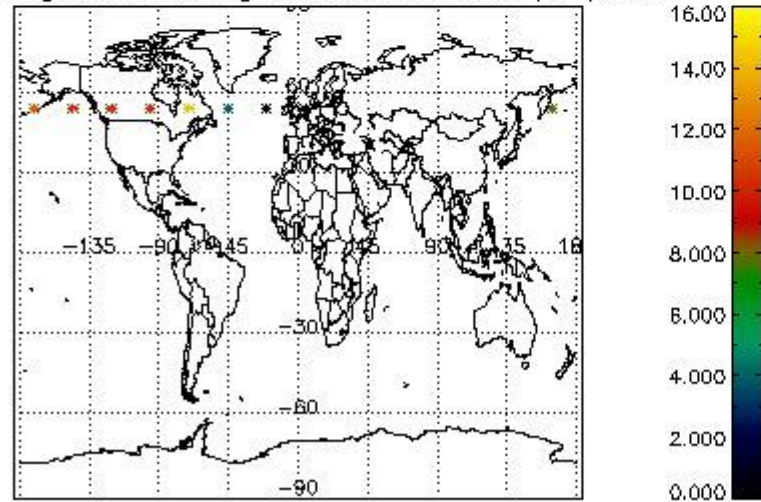
Percentage of cosmic ray hits per profile



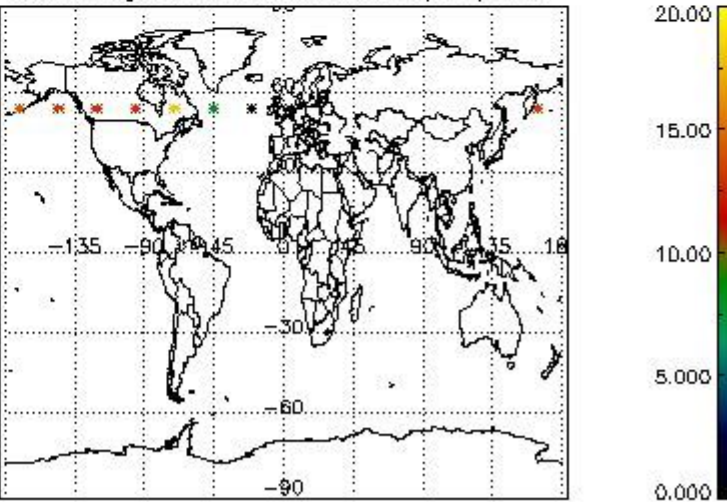
Percentage of datation errors per profile



Percentage of star falling outside central band per profile



Percentage of saturation errors per profile



6. Auxiliary Data Files used for the production reported in section 2

The number reported in the third column indicates since which file (see list in section 2) the corresponding auxiliary file has been used. The fourth column is the date of those product files.

Type	Auxiliary Filename	Used since product	Used since product date
INST_PHYS_CHARACTERISTICS	GOM_INS_AXVIEC20111213_163131_20111215_000000_20500101_000000	1	07-MAR-2012 10:34:33
LEVEL-2_PROC_CONFIG	GOM_PR2_AXVIEC20091111_152718_20020301_000000_20500101_000000	1	07-MAR-2012 10:34:33
CROSS_SECTIONS_FILE	GOM_CR2_AXVIEC20091111_154832_20020301_000000_20500101_000000	1	07-MAR-2012 10:34:33

GOMOS Level 2 Daily Report

SUMMARY

[1. General Info](#)

[2. Summary of processed GOM_NL_2P products](#)

[3. Level 2 Quality information per product](#)

[3.1 Plot of level 2 quality information per product \(time dependant\)](#)

[3.2 Plot of level 2 quality information per product \(world map\)](#)

[4. Level 1 Quality information per product \(stored on level 2 products\)](#)

[4.1 Plot of level 1 quality information per product \(time dependant\)](#)

[4.1.1 Plot of level 1 quality information per product \(time dependant\): ASCENDING](#)

[4.1.2 Plot of level 1 quality information per product \(time dependant\): DESCENDING](#)

[4.2 Plot of level 1 quality information per product \(world map\)](#)

[4.2.1 Plot of level 1 quality information per product \(world map\): ASCENDING](#)

[4.2.2 Plot of level 1 quality information per product \(world map\): DESCENDING](#)

[5. Ozone profiles based on quality statistics and other trace gas profiles](#)

[5.1 Ozone statistics based on quality of products](#)

[5.2 Plot ozone profiles for all STD \(dark without errors\)](#)

[5.3 Plot ozone profiles where STD < 20% \(dark without errors\)](#)

[5.4. Plot ozone profiles where STD < 10% \(dark without errors\)](#)

[5.5. Plot ozone profiles where STD < 5% \(dark without errors\)](#)

[5.6 Plot NO2 profiles for all STD \(dark without errors\)](#)

[5.7 Plot NO3 profiles for all STD \(dark without errors\)](#)

[5.8 Plot H2O profiles \(only for occultations of stars 1,2,3,4,13,14,16,26,63 dark without errors\) for all STD](#)

[6. Auxiliary Data Files used for the production reported in section 2](#)

This report presents the daily analysis on parameters extracted from GOMOS level 2 data (GOM_NL__2P). It is intended to monitor some important parameters that will impact the quality of these products. A list of level 2 products (and content) that have arrived during the reporting day to the PCF is also given.

Item	Value
Time of report generation	18APR2013 14:10:48
Data source version	GOMOS/6.01
Start time of products	07-03-2012 (07MAR2012 00:00:00)
Stop time of products	08-03-2012 (08MAR2012 00:00:00)
Store outputs in DB	Yes
Nb of level 2 prods	9
Nb of prods with errors	0

2. Summary of processed GOM_NL__2P products.

!Warning: No products without errors in DARK limb contitions found

Nr	Filename	UTC Start time	Limb	Duration	Star Id	Star Name	Star Mag	Star Temp	Nb Meas	Orbit	Prod. error
1	GOM_NL__2PRFIN20120307_103433_000000253112_00238_52407_1373.N1	07-MAR-2012 10:34:33	Twilight_stray	25.000	22	32Alp Leo	1.3600	15200.	50	52407	No
2	GOM_NL__2PRFIN20120307_121447_000000313112_00239_52408_1414.N1	07-MAR-2012 12:14:47	Bright	31.000	22	32Alp Leo	1.3600	15200.	62	52408	No
3	GOM_NL__2PRFIN20120307_135501_000000373112_00240_52409_2175.N1	07-MAR-2012 13:55:01	Bright	37.000	22	32Alp Leo	1.3600	15200.	74	52409	No
4	GOM_NL__2PRFIN20120307_153515_000000423112_00241_52410_2244.N1	07-MAR-2012 15:35:15	Bright	41.500	22	32Alp Leo	1.3600	15200.	83	52410	No
5	GOM_NL__2PRFIN20120307_171529_000000393112_00242_52411_2244.N1	07-MAR-2012 17:15:29	Bright	39.000	22	32Alp Leo	1.3600	15200.	78	52411	No
6	GOM_NL__2PRFIN20120307_185543_000000393112_00243_52412_2151.N1	07-MAR-2012 18:55:43	Bright	39.000	22	32Alp Leo	1.3600	15200.	78	52412	No
7	GOM_NL__2PRFIN20120307_203557_000000393112_00244_52413_2226.N1	07-MAR-2012 20:35:57	Bright	38.500	22	32Alp Leo	1.3600	15200.	77	52413	No
8	GOM_NL__2PRFIN20120307_221610_000000393112_00245_52414_2377.N1	07-MAR-2012 22:16:10	Bright	39.000	22	32Alp Leo	1.3600	15200.	78	52414	No
9	GOM_NL__2PRFIN20120307_235624_000000383112_00246_52415_1812.N1	07-MAR-2012 23:56:24	Bright	38.000	22	32Alp Leo	1.3600	15200.	76	52415	No

3. Quality information per product

In this section it is plotted some information contained in the Quality Summary data set of the level 2 products. Only products in dark limb conditions and without errors (error flag in the MPH set to "0") are used.

3.1 Plot quality information per product (time dependant)

4. Level 1 quality information per product

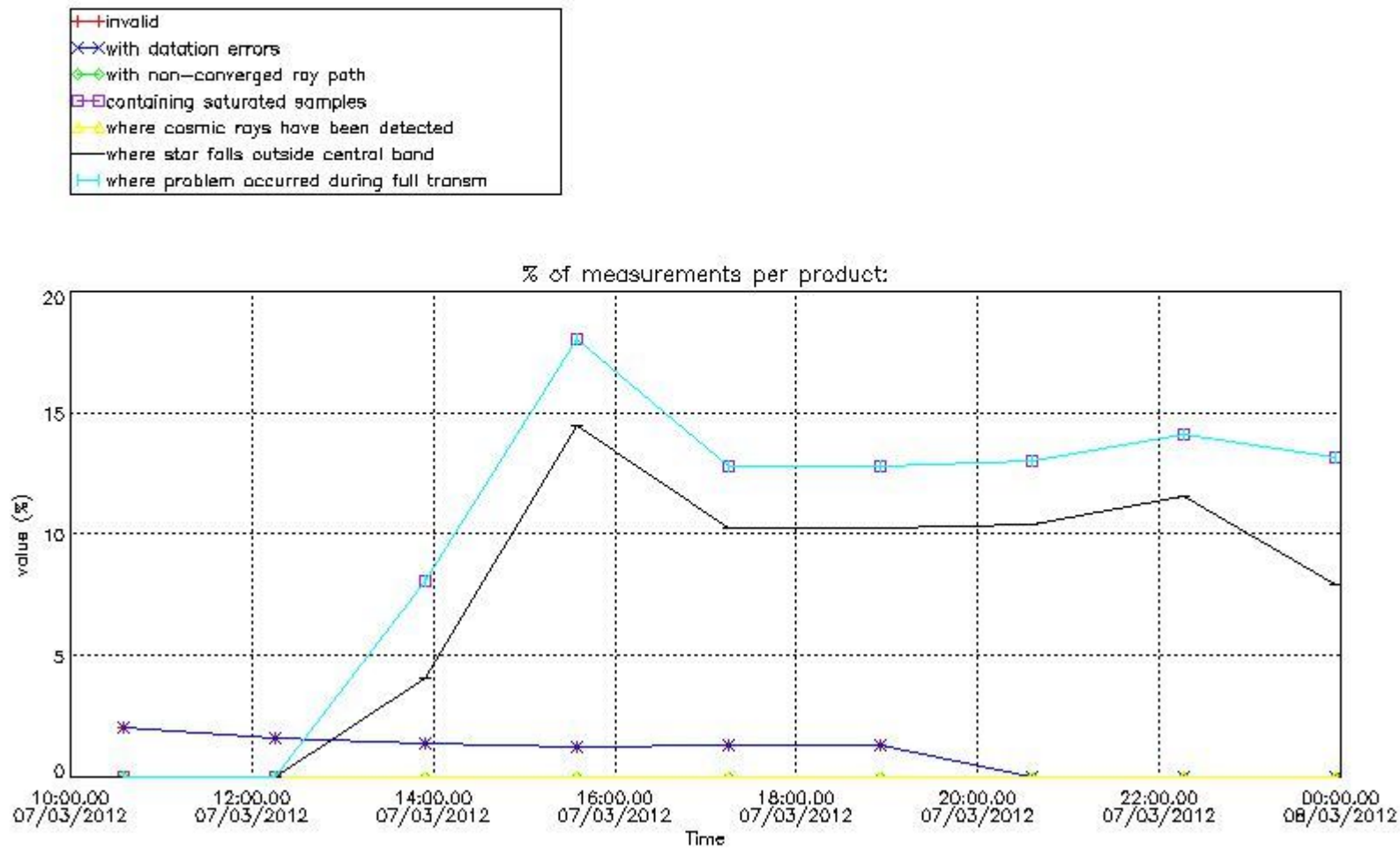
In this section it is plotted some information contained in the Quality Summary data set of the level 2 products that comes from the level 1b processing. Products without errors (error flag in the MPH set to "0") are used.

4.1 Plot quality information per product (time dependant) coming from level 1b processing

4.1.1 Plot level 1 quality information per product (time dependant): ENVISAT ASCENDING passes

!Warning: No products without errors in ascending found

4.1.2 Plot level 1 quality information per product (time dependant): ENVISAT DESCENDING passes



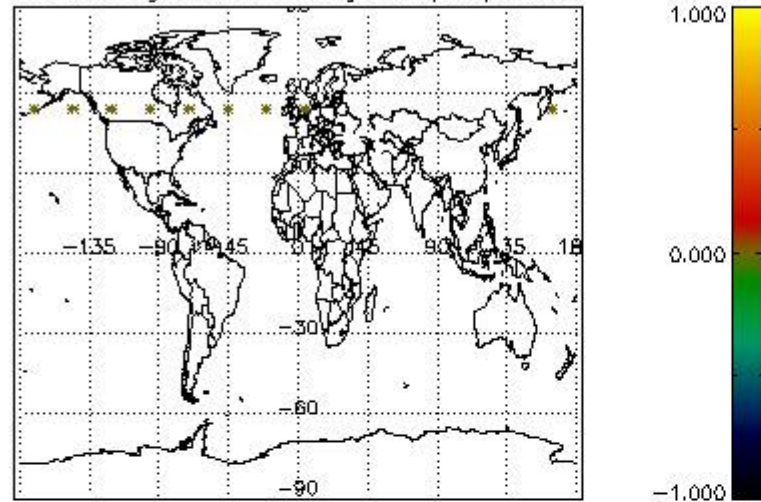
4.2 Plot quality information per product coming from level 1b processing (world map)

4.2.1 Plot level 1 quality information per product (world map): ENVISAT ASCENDING passes

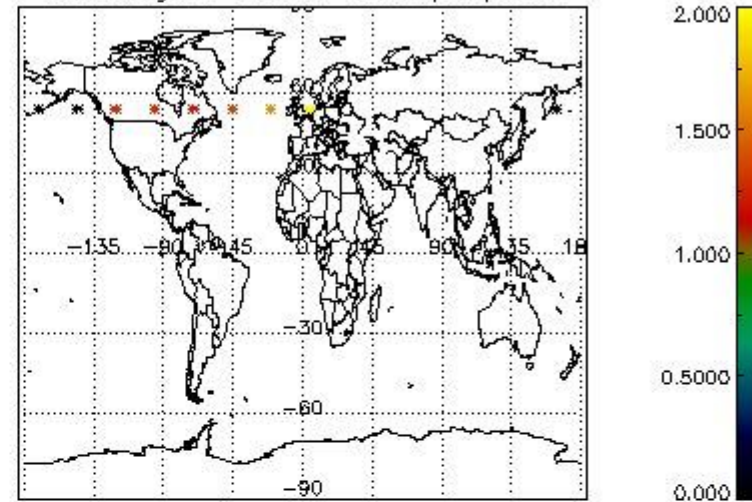
!Warning: No products without errors in ascending found

4.2.2 Plot level 1 quality information per product (world map): ENVISAT DESCENDING passes

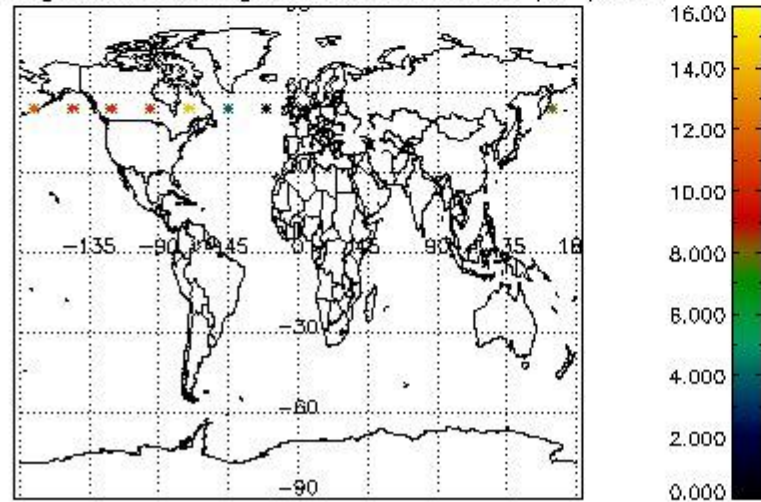
Percentage of cosmic ray hits per profile



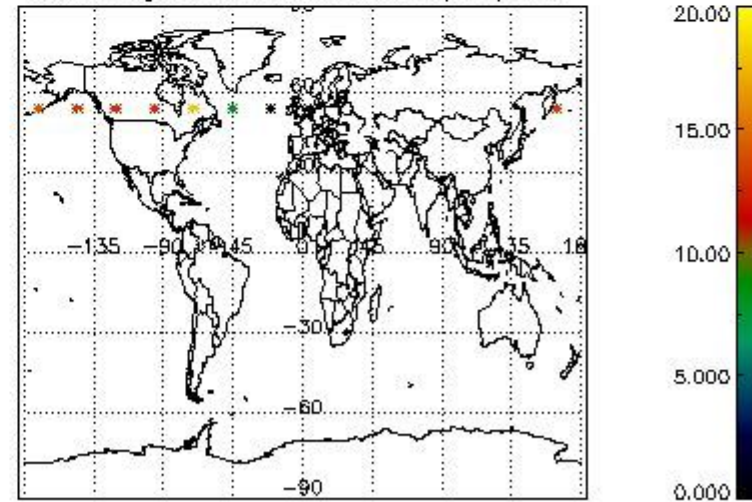
Percentage of datation errors per profile



Percentage of star falling outside central band per profile



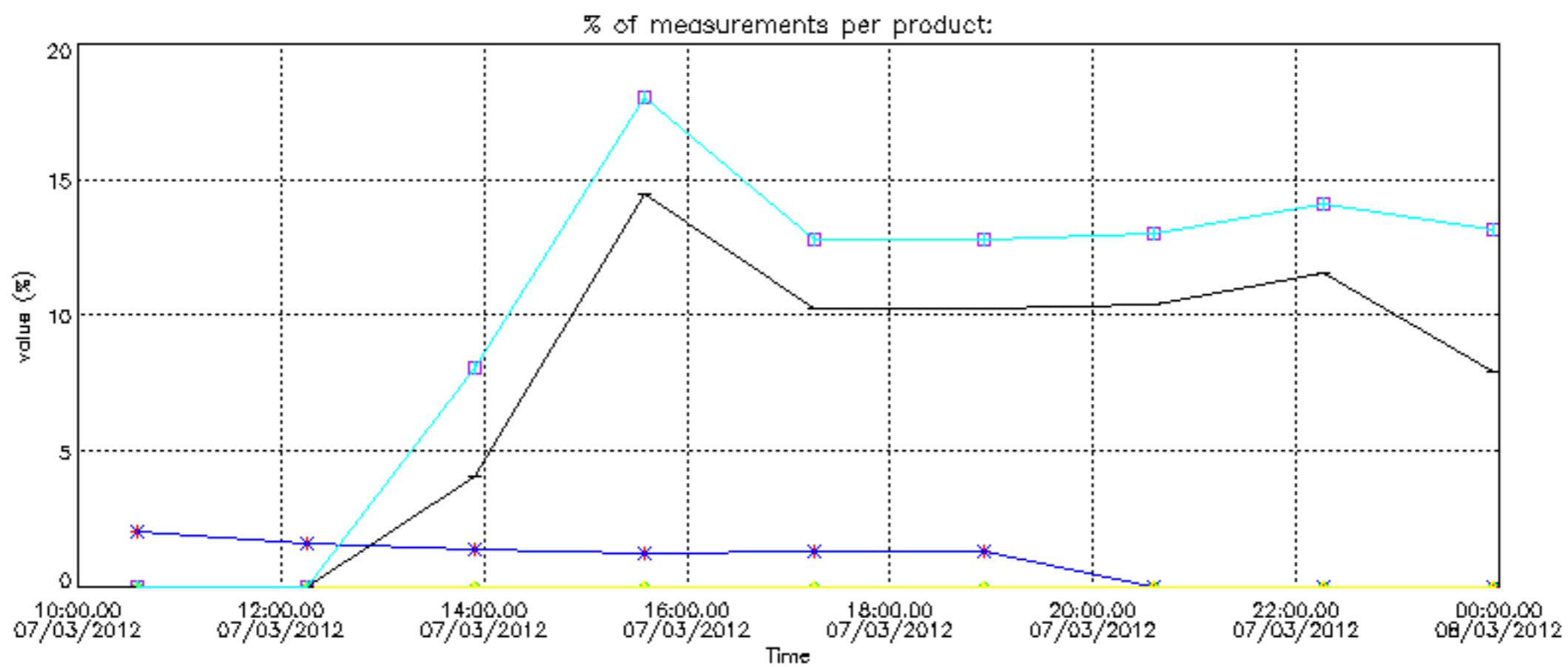
Percentage of saturation errors per profile



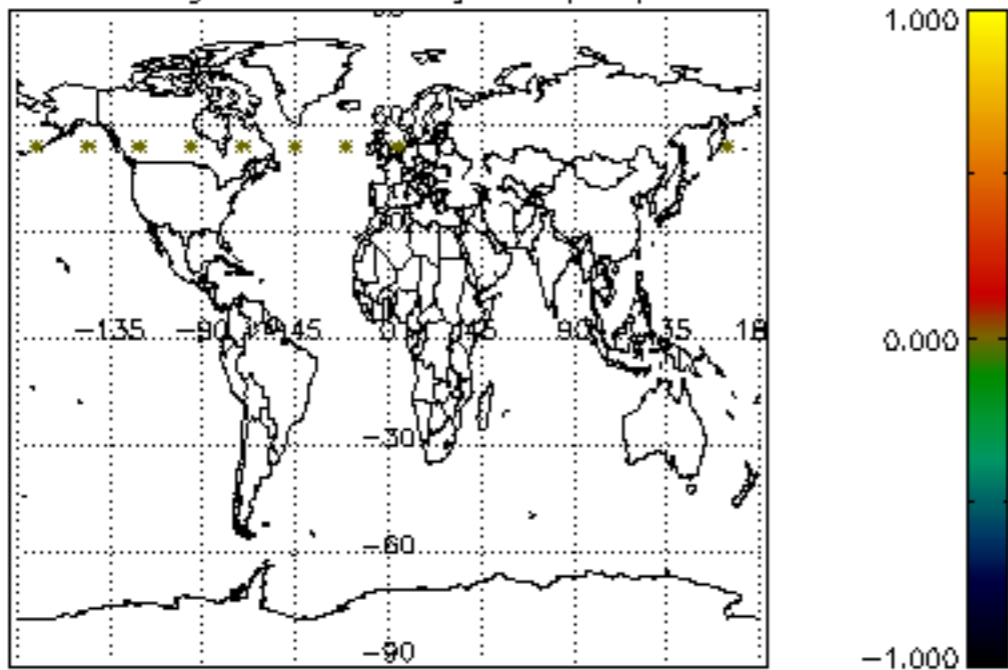
6. Auxiliary Data Files used for the production reported in section 2

The number reported in the third column indicates since which file (see list in section 2) the corresponding auxiliary file has been used. The fourth column is the date of those product files.

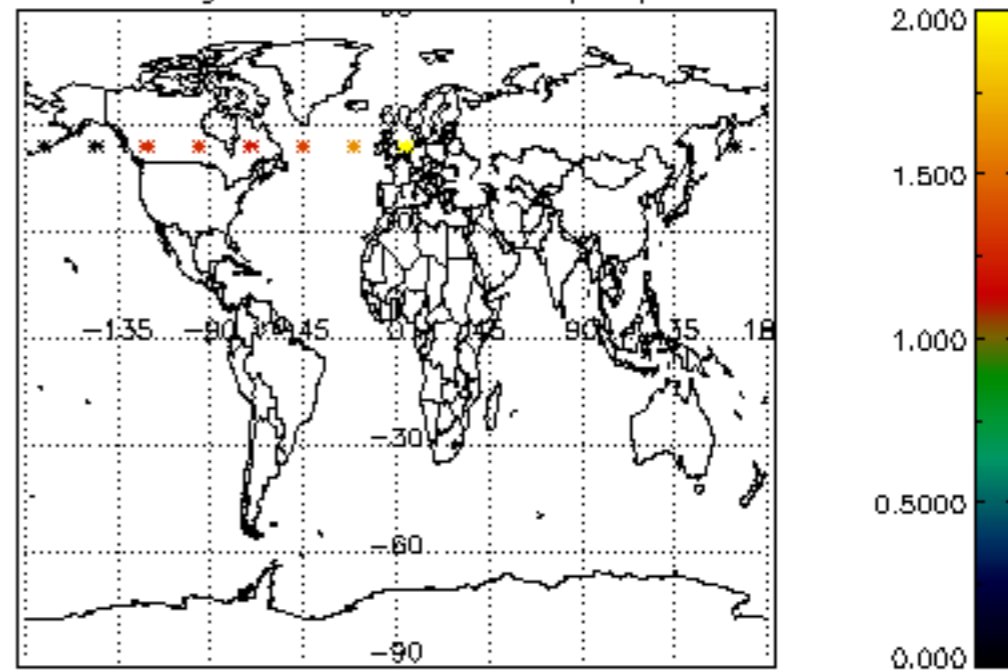
Type	Auxiliary Filename	Used since product	Used since product date
INST_PHYS_CHARACTERISTICS	GOM_INS_AXVIEC20111213_163131_20111215_000000_20500101_000000	1	07-MAR-2012 10:34:33
LEVEL-2_PROC_CONFIG	GOM_PR2_AXVIEC20091111_152718_20020301_000000_20500101_000000	1	07-MAR-2012 10:34:33
CROSS_SECTIONS_FILE	GOM_CR2_AXVIEC20091111_154832_20020301_000000_20500101_000000	1	07-MAR-2012 10:34:33



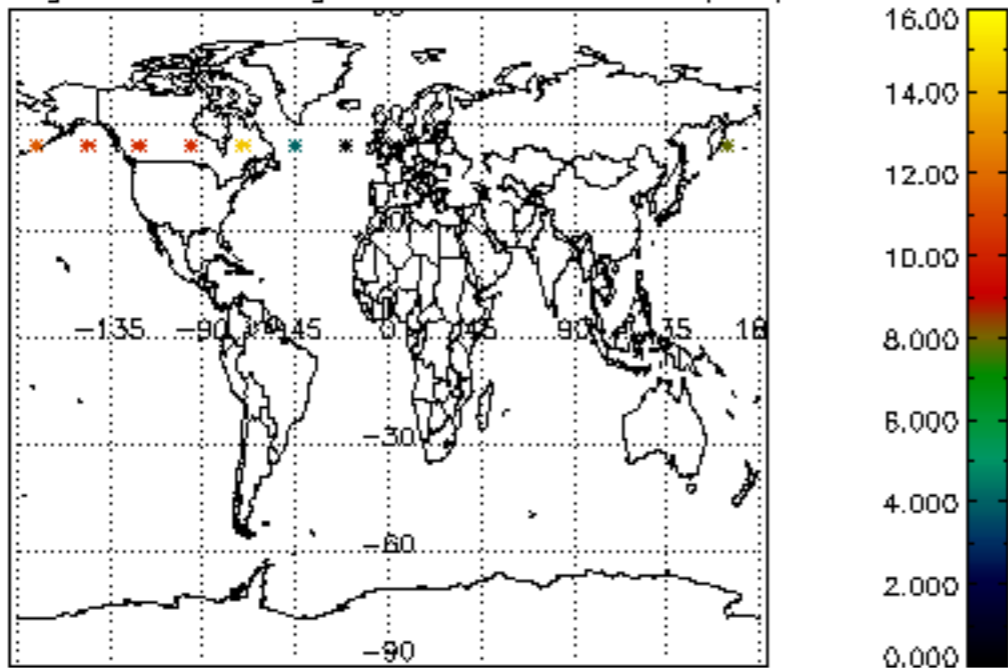
Percentage of cosmic ray hits per profile



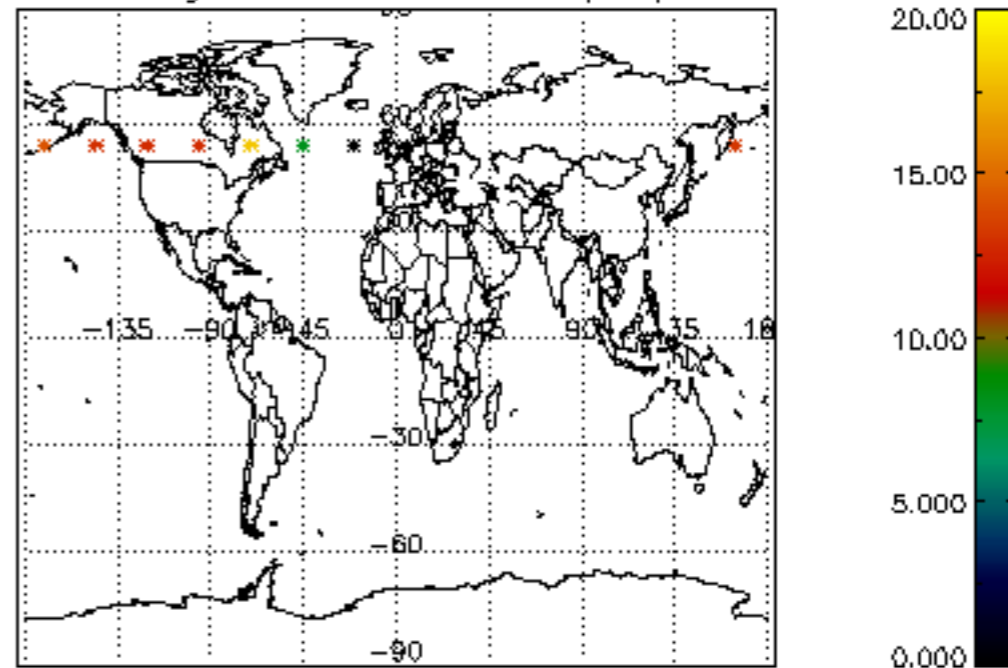
Percentage of datation errors per profile

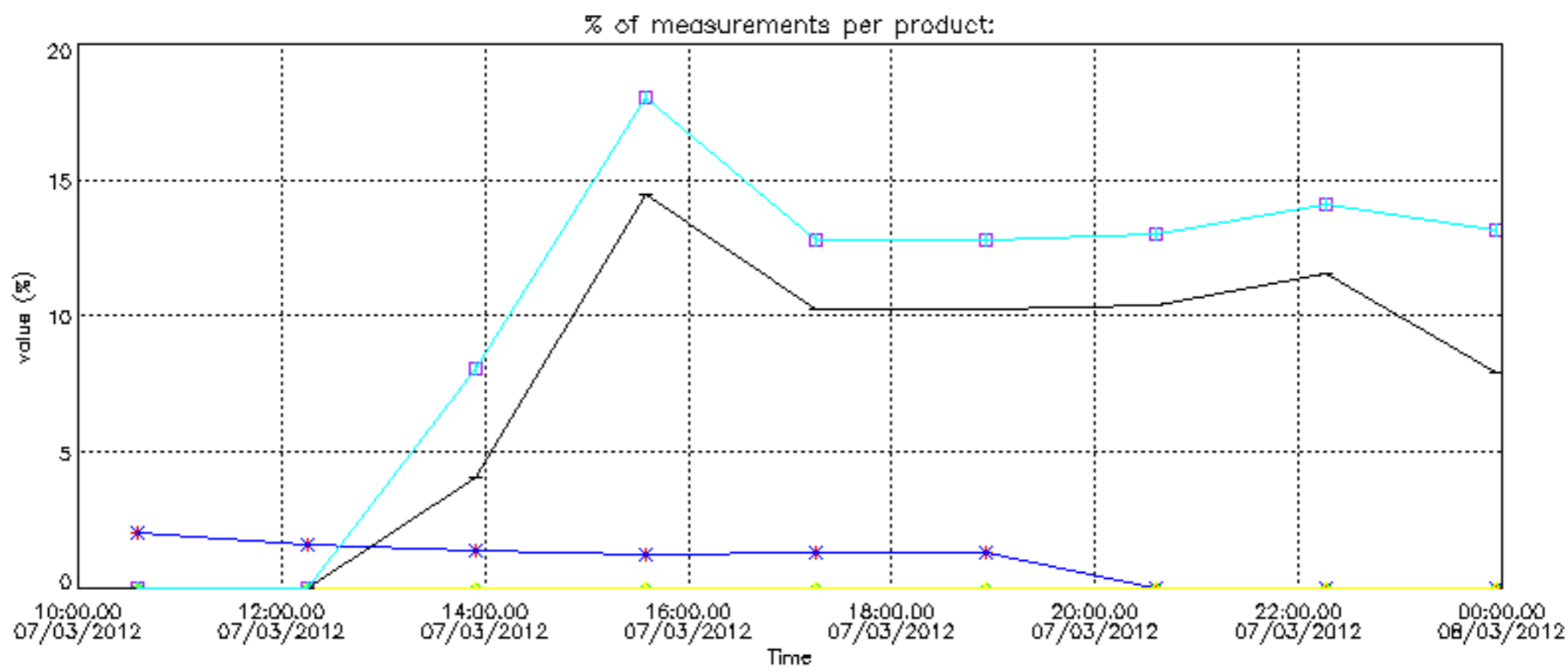


Percentage of star falling outside central band per profile

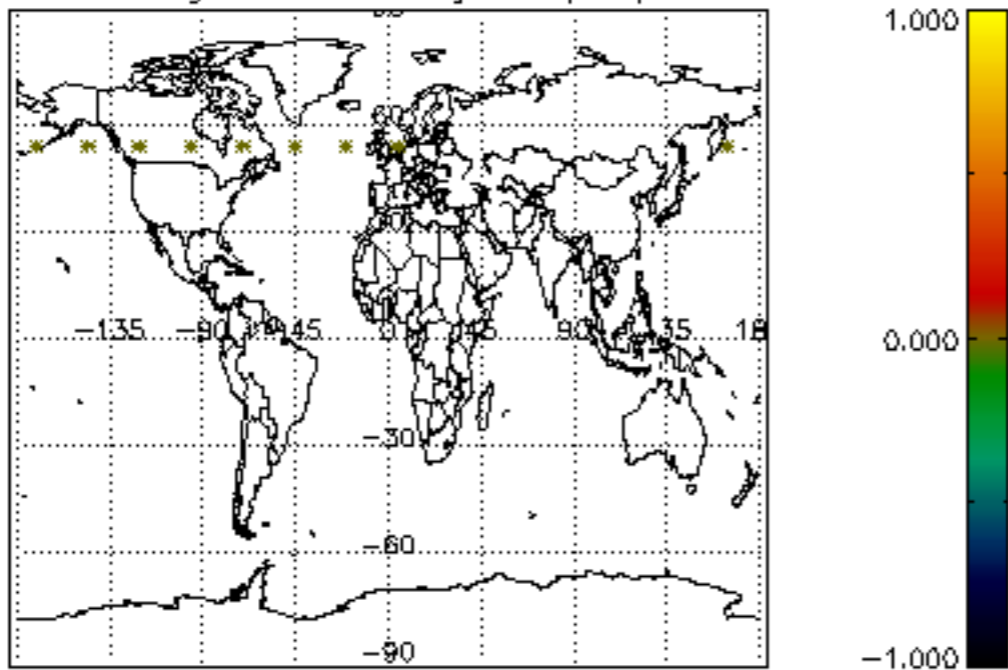


Percentage of saturation errors per profile

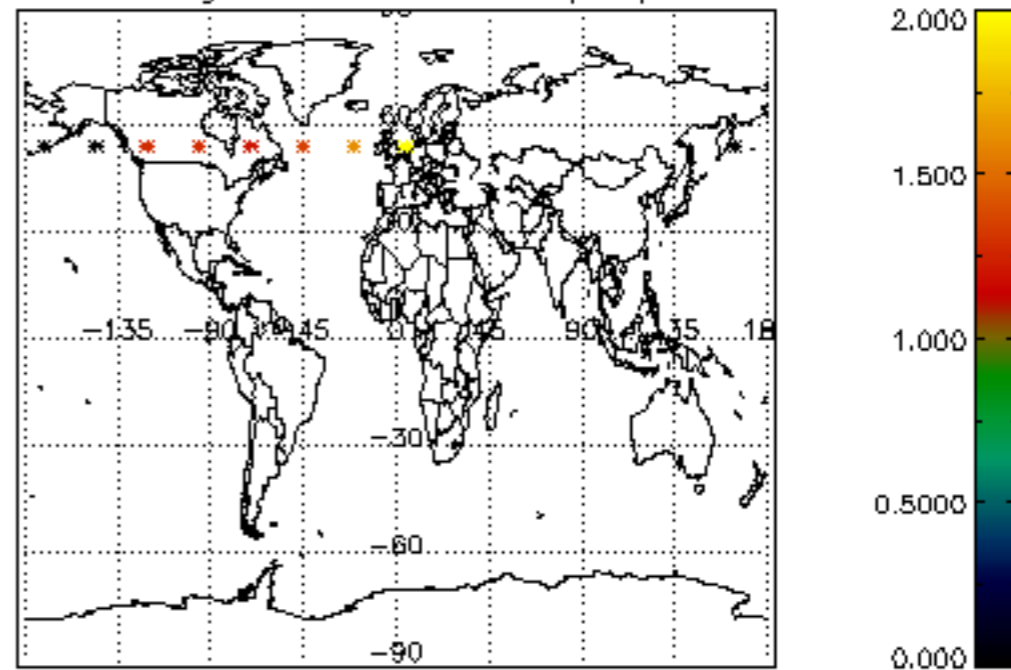




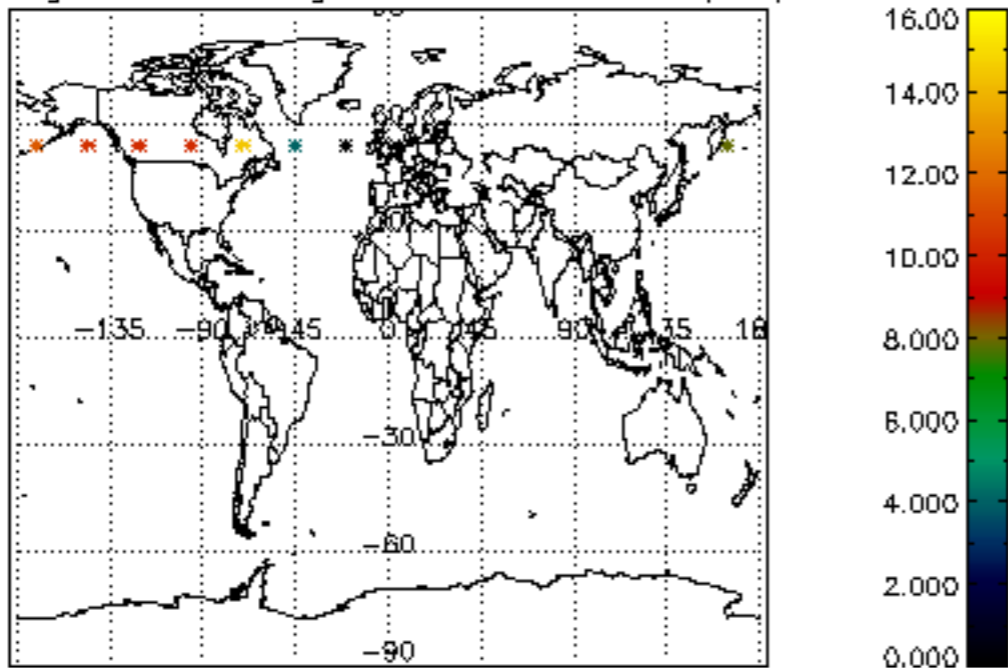
Percentage of cosmic ray hits per profile



Percentage of datation errors per profile



Percentage of star falling outside central band per profile



Percentage of saturation errors per profile

