

# GOMOS Level 2 Daily Report

## SUMMARY

### [1. General Info](#)

### [2. Summary of processed GOM\\_NL\\_2P products](#)

### [3. Level 2 Quality information per product](#)

#### [3.1 Plot of level 2 quality information per product \(time dependant\)](#)

#### [3.2 Plot of level 2 quality information per product \(world map\)](#)

### [4. Level 1 Quality information per product \(stored on level 2 products\)](#)

#### [4.1 Plot of level 1 quality information per product \(time dependant\)](#)

##### [4.1.1 Plot of level 1 quality information per product \(time dependant\): ASCENDING](#)

##### [4.1.2 Plot of level 1 quality information per product \(time dependant\): DESCENDING](#)

#### [4.2 Plot of level 1 quality information per product \(world map\)](#)

##### [4.2.1 Plot of level 1 quality information per product \(world map\): ASCENDING](#)

##### [4.2.2 Plot of level 1 quality information per product \(world map\): DESCENDING](#)

### [5. Ozone profiles based on quality statistics and other trace gas profiles](#)

#### [5.1 Ozone statistics based on quality of products](#)

#### [5.2 Plot ozone profiles for all STD \(dark without errors\)](#)

#### [5.3 Plot ozone profiles where STD < 20% \(dark without errors\)](#)

#### [5.4. Plot ozone profiles where STD < 10% \(dark without errors\)](#)

#### [5.5. Plot ozone profiles where STD < 5% \(dark without errors\)](#)

#### [5.6 Plot NO2 profiles for all STD \(dark without errors\)](#)

#### [5.7 Plot NO3 profiles for all STD \(dark without errors\)](#)

#### [5.8 Plot H2O profiles \(only for occultations of stars 1,2,3,4,13,14,16,26,63 dark without errors\) for all STD](#)

### [6. Auxiliary Data Files used for the production reported in section 2](#)

This report presents the daily analysis on parameters extracted from GOMOS level 2 data (GOM\_NL\_\_2P). It is intended to monitor some important parameters that will impact the quality of these products. A list of level 2 products (and content) that have arrived during the reporting day to the PCF is also given.

Item	Value
Time of report generation	24APR2013 17:48:37
Data source version	GOMOS/6.01
Start time of products	20-09-2011 (20SEP2011 00:00:00)
Stop time of products	21-09-2011 (21SEP2011 00:00:00)
Store outputs in DB	Yes
Nb of level 2 prods	138
Nb of prods with errors	0

## 2. Summary of processed GOM\_NL\_\_2P products.

Nr	Filename	UTC Start time	Limb	Duration	Star Id	Star Name	Star Mag	Star Temp	Nb Meas	Orbit	Prod. error
1	GOM_NL__2PRFIN20110920_001204_000000453106_00390_49973_7301.N1	20-SEP-2011 00:12:04	Straylight	44.500	84	Alp Phe	2.3970	4500.0	89	49973	No
2	GOM_NL__2PRFIN20110920_001925_000000533106_00390_49973_7302.N1	20-SEP-2011 00:19:25	Twilight_stray	52.500	52	16Bet Cet	2.0370	4500.0	105	49973	No
3	GOM_NL__2PRFIN20110920_003341_000000413106_00390_49973_7303.N1	20-SEP-2011 00:33:41	Bright	41.000	93	53Bet Peg	2.5200	3100.0	82	49973	No
4	GOM_NL__2PRFIN20110920_003516_000000463106_00390_49973_7304.N1	20-SEP-2011 00:35:16	Bright	45.500	58	21Alp And	2.0730	11000.	91	49973	No
5	GOM_NL__2PRFIN20110920_004339_000000383106_00390_49973_7305.N1	20-SEP-2011 00:43:39	Bright	38.000	74	11Bet Cas	2.2680	6600.0	76	49973	No
6	GOM_NL__2PRFIN20110920_004517_000000433106_00390_49973_7306.N1	20-SEP-2011 00:45:17	Bright	42.500	76	27Gam Cas	2.3000	30000.	85	49973	No
7	GOM_NL__2PRFIN20110920_010826_000000473106_00390_49973_7307.N1	20-SEP-2011 01:08:26	Bright	47.000	24	66Alp Gem	1.5800	10200.	94	49973	No
8	GOM_NL__2PRFIN20110920_011739_000000623106_00390_49973_7308.N1	20-SEP-2011 01:17:39	Dark	61.500	8	10Alp CMi	0.40000	6500.0	123	49973	No
9	GOM_NL__2PRFIN20110920_012726_000000413106_00390_49973_7309.N1	20-SEP-2011 01:27:26	Dark	41.000	1	9Alp CMa	-1.4400	11000.	82	49973	No
10	GOM_NL__2PRFIN20110920_012920_000000523106_00390_49973_7310.N1	20-SEP-2011 01:29:20	Dark	51.500	23	21Eps CMa	1.5020	26000.	103	49973	No
11	GOM_NL__2PRFIN20110920_015219_000000443106_00391_49974_7309.N1	20-SEP-2011 01:52:19	Straylight	44.000	84	Alp Phe	2.3970	4500.0	88	49974	No
12	GOM_NL__2PRFIN20110920_015939_000000503106_00391_49974_7310.N1	20-SEP-2011 01:59:39	Twilight_stray	50.000	52	16Bet Cet	2.0370	4500.0	100	49974	No
13	GOM_NL__2PRFIN20110920_021355_000000393106_00391_49974_7311.N1	20-SEP-2011 02:13:55	Bright	38.500	93	53Bet Peg	2.5200	3100.0	77	49974	No
14	GOM_NL__2PRFIN20110920_021529_000000463106_00391_49974_7312.N1	20-SEP-2011 02:15:29	Bright	46.000	58	21Alp And	2.0730	11000.	92	49974	No
15	GOM_NL__2PRFIN20110920_022352_000000383106_00391_49974_7313.N1	20-SEP-2011 02:23:52	Bright	37.500	74	11Bet Cas	2.2680	6600.0	75	49974	No
16	GOM_NL__2PRFIN20110920_022530_000000393106_00391_49974_7314.N1	20-SEP-2011 02:25:30	Bright	38.500	76	27Gam Cas	2.3000	30000.	77	49974	No
17	GOM_NL__2PRFIN20110920_024840_000000483106_00391_49974_7315.N1	20-SEP-2011 02:48:40	Bright	47.500	24	66Alp Gem	1.5800	10200.	95	49974	No
18	GOM_NL__2PRFIN20110920_025753_000000643106_00391_49974_7316.N1	20-SEP-2011 02:57:53	Dark	63.500	8	10Alp CMi	0.40000	6500.0	127	49974	No
19	GOM_NL__2PRFIN20110920_030741_000000353106_00391_49974_7317.N1	20-SEP-2011 03:07:41	Dark	35.000	1	9Alp CMa	-1.4400	11000.	70	49974	No
20	GOM_NL__2PRFIN20110920_030935_000000523106_00391_49974_7318.N1	20-SEP-2011 03:09:35	Dark	52.000	23	21Eps CMa	1.5020	26000.	104	49974	No
21	GOM_NL__2PRFIN20110920_031531_000000523106_00392_49975_7322.N1	20-SEP-2011 03:15:31	Dark	52.000	2	Alp Car	-0.73600	7000.0	104	49975	No
22	GOM_NL__2PRFIN20110920_033233_000000453106_00392_49975_7323.N1	20-SEP-2011 03:32:33	Straylight	44.500	84	Alp Phe	2.3970	4500.0	89	49975	No
23	GOM_NL__2PRFIN20110920_033953_000000553106_00392_49975_7324.N1	20-SEP-2011 03:39:53	Twilight_stray	54.500	52	16Bet Cet	2.0370	4500.0	109	49975	No
24	GOM_NL__2PRFIN20110920_035409_000000483106_00392_49975_7325.N1	20-SEP-2011 03:54:09	Bright	48.000	93	53Bet Peg	2.5200	3100.0	96	49975	No
25	GOM_NL__2PRFIN20110920_035543_000000463106_00392_49975_7326.N1	20-SEP-2011 03:55:43	Bright	46.000	58	21Alp And	2.0730	11000.	92	49975	No
26	GOM_NL__2PRFIN20110920_040406_000000413106_00392_49975_7327.N1	20-SEP-2011 04:04:06	Bright	40.500	74	11Bet Cas	2.2680	6600.0	81	49975	No
27	GOM_NL__2PRFIN20110920_040544_000000413106_00392_49975_7328.N1	20-SEP-2011 04:05:44	Bright	40.500	76	27Gam Cas	2.3000	30000.	81	49975	No
28	GOM_NL__2PRFIN20110920_042854_000000483106_00392_49975_7329.N1	20-SEP-2011 04:28:54	Bright	47.500	24	66Alp Gem	1.5800	10200.	95	49975	No
29	GOM_NL__2PRFIN20110920_043808_000000613106_00392_49975_7330.N1	20-SEP-2011 04:38:08	Dark	60.500	8	10Alp CMi	0.40000	6500.0	121	49975	No
30	GOM_NL__2PRFIN20110920_044756_000000353106_00392_49975_7331.N1	20-SEP-2011 04:47:56	Dark	35.000	1	9Alp CMa	-1.4400	11000.	70	49975	No
31	GOM_NL__2PRFIN20110920_044950_000000533106_00392_49975_7332.N1	20-SEP-2011 04:49:50	Dark	52.500	23	21Eps CMa	1.5020	26000.	105	49975	No
32	GOM_NL__2PRFIN20110920_045546_000000583106_00393_49976_7325.N1	20-SEP-2011 04:55:46	Dark	58.000	2	Alp Car	-0.73600	7000.0	116	49976	No
33	GOM_NL__2PRFIN20110920_051248_000000443106_00393_49976_7326.N1	20-SEP-2011 05:12:48	Straylight	43.500	84	Alp Phe	2.3970	4500.0	87	49976	No
34	GOM_NL__2PRFIN20110920_052007_000000533106_00393_49976_7327.N1	20-SEP-2011 05:20:07	Twilight_stray	53.000	52	16Bet Cet	2.0370	4500.0	106	49976	No
35	GOM_NL__2PRFIN20110920_053422_000000383106_00393_49976_7328.N1	20-SEP-2011 05:34:22	Bright	38.000	93	53Bet Peg	2.5200	3100.0	76	49976	No
36	GOM_NL__2PRFIN20110920_053556_000000463106_00393_49976_7329.N1	20-SEP-2011 05:35:56	Bright	45.500	58	21Alp And	2.0730	11000.	91	49976	No
37	GOM_NL__2PRFIN20110920_054419_000000413106_00393_49976_7330.N1	20-SEP-2011 05:44:19	Bright	40.500	74	11Bet Cas	2.2680	6600.0	81	49976	No
38	GOM_NL__2PRFIN20110920_054557_000000423106_00393_49976_7331.N1	20-SEP-2011 05:45:57	Bright	42.000	76	27Gam Cas	2.3000	30000.	84	49976	No
39	GOM_NL__2PRFIN20110920_060909_000000673106_00393_49976_7332.N1	20-SEP-2011 06:09:09	Bright	67.000	24	66Alp Gem	1.5800	10200.	134	49976	No
40	GOM_NL__2PRFIN20110920_061823_000000623106_00393_49976_7333.N1	20-SEP-2011 06:18:23	Dark	62.000	8	10Alp CMi	0.40000	6500.0	124	49976	No
41	GOM_NL__2PRFIN20110920_062811_000000283106_00393_49976_7334.N1	20-SEP-2011 06:28:11	Dark	28.000	1	9Alp CMa	-1.4400	11000.	56	49976	No
42	GOM_NL__2PRFIN20110920_063005_000000493106_00393_49976_7335.N1	20-SEP-2011 06:30:05	Dark	49.000	23	21Eps CMa	1.5020	26000.	98	49976	No

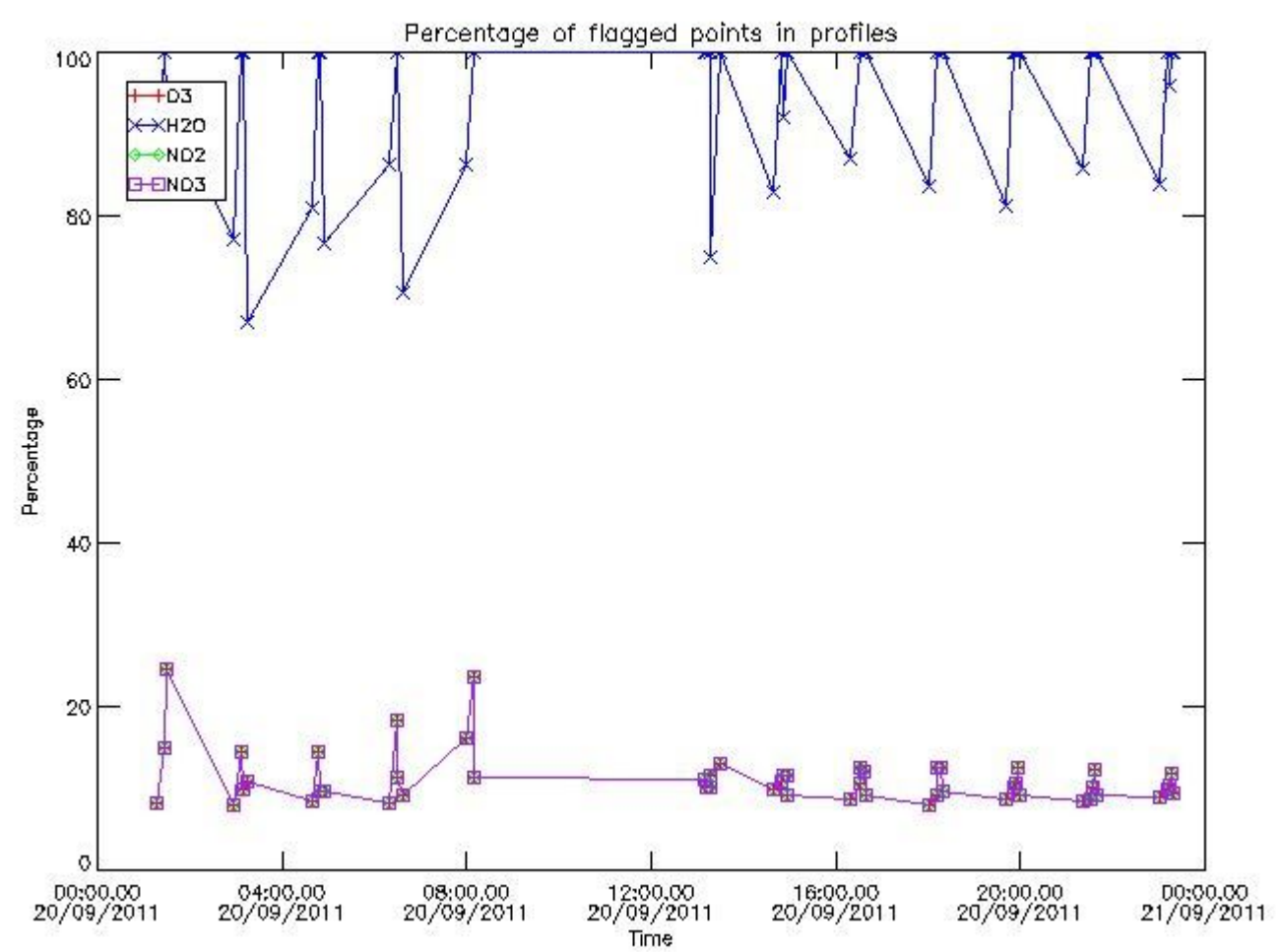
43	GOM_NL__2PRFIN20110920_063600_000000553106_00394_49977_7333.N1	20-SEP-2011 06:36:00	Dark	55.000	2	Alp Car	-0.73600	7000.0	110	49977	No
44	GOM_NL__2PRFIN20110920_065302_000000423106_00394_49977_7334.N1	20-SEP-2011 06:53:02	Straylight	41.500	84	Alp Phe	2.3970	4500.0	83	49977	No
45	GOM_NL__2PRFIN20110920_070021_000000563106_00394_49977_7335.N1	20-SEP-2011 07:00:21	Twilight_and_stray	55.500	52	16Bet Cet	2.0370	4500.0	111	49977	No
46	GOM_NL__2PRFIN20110920_071051_000000393106_00394_49977_7336.N1	20-SEP-2011 07:10:51	Bright	38.500	90	54Alp Peg	2.4870	11000.	77	49977	No
47	GOM_NL__2PRFIN20110920_071436_000000383106_00394_49977_7337.N1	20-SEP-2011 07:14:36	Bright	38.000	93	53Bet Peg	2.5200	3100.0	76	49977	No
48	GOM_NL__2PRFIN20110920_071610_000000453106_00394_49977_7338.N1	20-SEP-2011 07:16:10	Bright	45.000	58	21Alp And	2.0730	11000.	90	49977	No
49	GOM_NL__2PRFIN20110920_072433_000000413106_00394_49977_7339.N1	20-SEP-2011 07:24:33	Bright	40.500	74	11Bet Cas	2.2680	6600.0	81	49977	No
50	GOM_NL__2PRFIN20110920_072611_000000433106_00394_49977_7340.N1	20-SEP-2011 07:26:11	Bright	42.500	76	27Gam Cas	2.3000	30000.	85	49977	No
51	GOM_NL__2PRFIN20110920_075837_000000663106_00394_49977_7342.N1	20-SEP-2011 07:58:37	Dark	65.500	8	10Alp CMi	0.40000	6500.0	131	49977	No
52	GOM_NL__2PRFIN20110920_080827_000000283106_00394_49977_7343.N1	20-SEP-2011 08:08:27	Dark	28.000	1	9Alp CMa	-1.4400	11000.	56	49977	No
53	GOM_NL__2PRFIN20110920_081020_000000493106_00394_49977_7344.N1	20-SEP-2011 08:10:20	Dark	49.000	23	21Eps CMa	1.5020	26000.	98	49977	No
54	GOM_NL__2PRFIN20110920_083316_000000483106_00395_49978_7360.N1	20-SEP-2011 08:33:16	Straylight	47.500	84	Alp Phe	2.3970	4500.0	95	49978	No
55	GOM_NL__2PRFIN20110920_084035_000000543106_00395_49978_7361.N1	20-SEP-2011 08:40:35	Twilight_and_stray	53.500	52	16Bet Cet	2.0370	4500.0	107	49978	No
56	GOM_NL__2PRFIN20110920_130956_000000513106_00397_49980_7483.N1	20-SEP-2011 13:09:56	Dark	50.500	37	25Del CMa	1.8300	5900.0	101	49980	No
57	GOM_NL__2PRFIN20110920_131151_000000503106_00397_49980_7484.N1	20-SEP-2011 13:11:51	Dark	50.000	117	Pi Pup	2.7060	3800.0	100	49980	No
58	GOM_NL__2PRFIN20110920_131537_000000503106_00397_49980_7485.N1	20-SEP-2011 13:15:37	Dark	50.000	161	Tau Pup	2.9310	4500.0	100	49980	No
59	GOM_NL__2PRFIN20110920_131659_000000453106_00398_49981_7532.N1	20-SEP-2011 13:16:59	Dark	44.500	2	Alp Car	-0.73600	7000.0	89	49981	No
60	GOM_NL__2PRFIN20110920_132824_000000433106_00398_49981_7533.N1	20-SEP-2011 13:28:24	Dark	43.000	9	Alp Eri	0.45300	24000.	86	49981	No
61	GOM_NL__2PRFIN20110920_133359_000000493106_00398_49981_7534.N1	20-SEP-2011 13:33:59	Straylight	48.500	84	Alp Phe	2.3970	4500.0	97	49981	No
62	GOM_NL__2PRFIN20110920_134117_000000543106_00398_49981_7535.N1	20-SEP-2011 13:41:17	Twilight_and_stray	54.000	52	16Bet Cet	2.0370	4500.0	108	49981	No
63	GOM_NL__2PRFIN20110920_135146_000000373106_00398_49981_7536.N1	20-SEP-2011 13:51:46	Bright	36.500	90	54Alp Peg	2.4870	11000.	73	49981	No
64	GOM_NL__2PRFIN20110920_135531_000000383106_00398_49981_7537.N1	20-SEP-2011 13:55:31	Bright	37.500	93	53Bet Peg	2.5200	3100.0	75	49981	No
65	GOM_NL__2PRFIN20110920_135703_000000433106_00398_49981_7538.N1	20-SEP-2011 13:57:03	Bright	42.500	58	21Alp And	2.0730	11000.	85	49981	No
66	GOM_NL__2PRFIN20110920_140527_000000403106_00398_49981_7539.N1	20-SEP-2011 14:05:27	Bright	39.500	74	11Bet Cas	2.2680	6600.0	79	49981	No
67	GOM_NL__2PRFIN20110920_140705_000000423106_00398_49981_7540.N1	20-SEP-2011 14:07:05	Bright	42.000	76	27Gam Cas	2.3000	30000.	84	49981	No
68	GOM_NL__2PRFIN20110920_143019_000000493106_00398_49981_7541.N1	20-SEP-2011 14:30:19	Bright	48.500	24	66Alp Gem	1.5800	10200.	97	49981	No
69	GOM_NL__2PRFIN20110920_143936_000000563106_00398_49981_7542.N1	20-SEP-2011 14:39:36	Dark	56.000	8	10Alp CMi	0.40000	6500.0	112	49981	No
70	GOM_NL__2PRFIN20110920_145011_000000473106_00398_49981_7543.N1	20-SEP-2011 14:50:11	Dark	47.000	37	25Del CMa	1.8300	5900.0	94	49981	No
71	GOM_NL__2PRFIN20110920_145205_000000443106_00398_49981_7544.N1	20-SEP-2011 14:52:05	Dark	44.000	117	Pi Pup	2.7060	3800.0	88	49981	No
72	GOM_NL__2PRFIN20110920_145552_000000493106_00398_49981_7545.N1	20-SEP-2011 14:55:52	Dark	48.500	161	Tau Pup	2.9310	4500.0	97	49981	No
73	GOM_NL__2PRFIN20110920_145748_000000563106_00399_49982_7563.N1	20-SEP-2011 14:57:48	Dark	56.000	108	Alp Col	2.6520	15200.	112	49982	No
74	GOM_NL__2PRFIN20110920_151413_000000473106_00399_49982_7564.N1	20-SEP-2011 15:14:13	Straylight	46.500	84	Alp Phe	2.3970	4500.0	93	49982	No
75	GOM_NL__2PRFIN20110920_152132_000000553106_00399_49982_7565.N1	20-SEP-2011 15:21:32	Twilight_and_stray	55.000	52	16Bet Cet	2.0370	4500.0	110	49982	No
76	GOM_NL__2PRFIN20110920_153545_000000383106_00399_49982_7566.N1	20-SEP-2011 15:35:45	Bright	38.000	93	53Bet Peg	2.5200	3100.0	76	49982	No
77	GOM_NL__2PRFIN20110920_153717_000000433106_00399_49982_7567.N1	20-SEP-2011 15:37:17	Bright	42.500	58	21Alp And	2.0730	11000.	85	49982	No
78	GOM_NL__2PRFIN20110920_154541_000000413106_00399_49982_7568.N1	20-SEP-2011 15:45:41	Bright	40.500	74	11Bet Cas	2.2680	6600.0	81	49982	No
79	GOM_NL__2PRFIN20110920_154718_000000393106_00399_49982_7569.N1	20-SEP-2011 15:47:18	Bright	39.000	76	27Gam Cas	2.3000	30000.	78	49982	No
80	GOM_NL__2PRFIN20110920_161033_000000683106_00399_49982_7570.N1	20-SEP-2011 16:10:33	Bright	68.000	24	66Alp Gem	1.5800	10200.	136	49982	No
81	GOM_NL__2PRFIN20110920_161951_000000583106_00399_49982_7571.N1	20-SEP-2011 16:19:51	Dark	58.000	8	10Alp CMi	0.40000	6500.0	116	49982	No
82	GOM_NL__2PRFIN20110920_163026_000000483106_00399_49982_7572.N1	20-SEP-2011 16:30:26	Dark	48.000	37	25Del CMa	1.8300	5900.0	96	49982	No
83	GOM_NL__2PRFIN20110920_163220_000000453106_00399_49982_7573.N1	20-SEP-2011 16:32:20	Dark	44.500	117	Pi Pup	2.7060	3800.0	89	49982	No
84	GOM_NL__2PRFIN20110920_163606_000000423106_00399_49982_7574.N1	20-SEP-2011 16:36:06	Dark	42.000	161	Tau Pup	2.9310	4500.0	84	49982	No
85	GOM_NL__2PRFIN20110920_163803_000000563106_00400_49983_7609.N1	20-SEP-2011 16:38:03	Dark	56.000	108	Alp Col	2.6520	15200.	112	49983	No
86	GOM_NL__2PRFIN20110920_165428_000000473106_00400_49983_7610.N1	20-SEP-2011 16:54:28	Straylight	46.500	84	Alp Phe	2.3970	4500.0	93	49983	No
87	GOM_NL__2PRFIN20110920_170146_000000553106_00400_49983_7611.N1	20-SEP-2011 17:01:46	Twilight_and_stray	55.000	52	16Bet Cet	2.0370	4500.0	110	49983	No
88	GOM_NL__2PRFIN20110920_171559_000000413106_00400_49983_7612.N1	20-SEP-2011 17:15:59	Bright	41.000	93	53Bet Peg	2.5200	3100.0	82	49983	No
89	GOM_NL__2PRFIN20110920_171730_000000453106_00400_49983_7613.N1	20-SEP-2011 17:17:30	Bright	44.500	58	21Alp And	2.0730	11000.	89	49983	No
90	GOM_NL__2PRFIN20110920_172554_000000413106_00400_49983_7614.N1	20-SEP-2011 17:25:54	Bright	41.000	74	11Bet Cas	2.2680	6600.0	82	49983	No
91	GOM_NL__2PRFIN20110920_172732_000000433106_00400_49983_7615.N1	20-SEP-2011 17:27:32	Bright	42.500	76	27Gam Cas	2.3000	30000.	85	49983	No
92	GOM_NL__2PRFIN20110920_175047_000000483106_00400_49983_7616.N1	20-SEP-2011 17:50:47	Bright	47.500	24	66Alp Gem	1.5800	10200.	95	49983	No
93	GOM_NL__2PRFIN20110920_180005_000000653106_00400_49983_7617.N1	20-SEP-2011 18:00:05	Dark	64.500	8	10Alp CMi	0.40000	6500.0	129	49983	No
94	GOM_NL__2PRFIN20110920_181041_000000553106_00400_49983_7618.N1	20-SEP-2011 18:10:41	Dark	55.000	37	25Del CMa	1.8300	5900.0	110	49983	No
95	GOM_NL__2PRFIN20110920_181235_000000573106_00400_49983_7619.N1	20-SEP-2011 18:12:35	Dark	56.500	117	Pi Pup	2.7060	3800.0	113	49983	No
96	GOM_NL__2PRFIN20110920_181621_000000413106_00400_49983_7620.N1	20-SEP-2011 18:16:21	Dark	40.500	161	Tau Pup	2.9310	4500.0	81	49983	No
97	GOM_NL__2PRFIN20110920_181819_000000533106_00401_49984_7661.N1	20-SEP-2011 18:18:19	Dark	52.500	108	Alp Col	2.6520	15200.	105	49984	No
98	GOM_NL__2PRFIN20110920_183442_000000463106_00401_49984_7662.N1	20-SEP-2011 18:34:42	Straylight	46.000	84	Alp Phe	2.3970	4500.0	92	49984	No
99	GOM_NL__2PRFIN20110920_184200_000000553106_00401_49984_7663.N1	20-SEP-2011 18:42:00	Twilight_and_stray	54.500	52	16Bet Cet	2.0370	4500.0	109	49984	No
100	GOM_NL__2PRFIN20110920_185613_000000383106_00401_49984_7664.N1	20-SEP-2011 18:56:13	Bright	37.500	93	53Bet Peg	2.5200	3100.0	75	49984	No
101	GOM_NL__2PRFIN20110920_185744_000000443106_00401_49984_7665.N1	20-SEP-2011 18:57:44	Bright	44.000	58	21Alp And	2.0730	11000.	88	49984	No

102	GOM_NL__2PRFIN20110920_190608_000000403106_00401_49984_7666.N1	20-SEP-2011 19:06:08	Bright	40.000	74	11Bet Cas	2.2680	6600.0	80	49984	No
103	GOM_NL__2PRFIN20110920_190745_000000433106_00401_49984_7667.N1	20-SEP-2011 19:07:45	Bright	42.500	76	27Gam Cas	2.3000	30000.	85	49984	No
104	GOM_NL__2PRFIN20110920_193101_000000493106_00401_49984_7668.N1	20-SEP-2011 19:31:01	Bright	49.000	24	66Alp Gem	1.5800	10200.	98	49984	No
105	GOM_NL__2PRFIN20110920_194020_000000653106_00401_49984_7669.N1	20-SEP-2011 19:40:20	Dark	64.500	8	10Alp CMi	0.40000	6500.0	129	49984	No
106	GOM_NL__2PRFIN20110920_195056_000000503106_00401_49984_7670.N1	20-SEP-2011 19:50:56	Dark	50.000	37	25Del CMa	1.8300	5900.0	100	49984	No
107	GOM_NL__2PRFIN20110920_195250_000000483106_00401_49984_7671.N1	20-SEP-2011 19:52:50	Dark	48.000	117	Pi Pup	2.7060	3800.0	96	49984	No
108	GOM_NL__2PRFIN20110920_195636_000000413106_00401_49984_7672.N1	20-SEP-2011 19:56:36	Dark	40.500	161	Tau Pup	2.9310	4500.0	81	49984	No
109	GOM_NL__2PRFIN20110920_195834_000000553106_00402_49985_7679.N1	20-SEP-2011 19:58:34	Dark	55.000	108	Alp Col	2.6520	15200.	110	49985	No
110	GOM_NL__2PRFIN20110920_201456_000000423106_00402_49985_7680.N1	20-SEP-2011 20:14:56	Straylight	42.000	84	Alp Phe	2.3970	4500.0	84	49985	No
111	GOM_NL__2PRFIN20110920_202214_000000543106_00402_49985_7681.N1	20-SEP-2011 20:22:14	Tw_i_and_stray	53.500	52	16Bet Cet	2.0370	4500.0	107	49985	No
112	GOM_NL__2PRFIN20110920_203627_000000393106_00402_49985_7682.N1	20-SEP-2011 20:36:27	Bright	38.500	93	53Bet Peg	2.5200	3100.0	77	49985	No
113	GOM_NL__2PRFIN20110920_203757_000000453106_00402_49985_7683.N1	20-SEP-2011 20:37:57	Bright	45.000	58	21Alp And	2.0730	11000.	90	49985	No
114	GOM_NL__2PRFIN20110920_204622_000000413106_00402_49985_7684.N1	20-SEP-2011 20:46:22	Bright	40.500	74	11Bet Cas	2.2680	6600.0	81	49985	No
115	GOM_NL__2PRFIN20110920_204759_000000423106_00402_49985_7685.N1	20-SEP-2011 20:47:59	Bright	41.500	76	27Gam Cas	2.3000	30000.	83	49985	No
116	GOM_NL__2PRFIN20110920_211115_000000503106_00402_49985_7686.N1	20-SEP-2011 21:11:15	Bright	49.500	24	66Alp Gem	1.5800	10200.	99	49985	No
117	GOM_NL__2PRFIN20110920_212034_000000603106_00402_49985_7687.N1	20-SEP-2011 21:20:34	Dark	59.500	8	10Alp CMi	0.40000	6500.0	119	49985	No
118	GOM_NL__2PRFIN20110920_213110_000000593106_00402_49985_7688.N1	20-SEP-2011 21:31:10	Dark	58.500	37	25Del CMa	1.8300	5900.0	117	49985	No
119	GOM_NL__2PRFIN20110920_213304_000000513106_00402_49985_7689.N1	20-SEP-2011 21:33:04	Dark	50.500	117	Pi Pup	2.7060	3800.0	101	49985	No
120	GOM_NL__2PRFIN20110920_213650_000000423106_00402_49985_7690.N1	20-SEP-2011 21:36:50	Dark	41.500	161	Tau Pup	2.9310	4500.0	83	49985	No
121	GOM_NL__2PRFIN20110920_213849_000000563106_00403_49986_7692.N1	20-SEP-2011 21:38:49	Dark	56.000	108	Alp Col	2.6520	15200.	112	49986	No
122	GOM_NL__2PRFIN20110920_215511_000000423106_00403_49986_7693.N1	20-SEP-2011 21:55:11	Straylight	41.500	84	Alp Phe	2.3970	4500.0	83	49986	No
123	GOM_NL__2PRFIN20110920_220228_000000533106_00403_49986_7694.N1	20-SEP-2011 22:02:28	Tw_i_and_stray	53.000	52	16Bet Cet	2.0370	4500.0	106	49986	No
124	GOM_NL__2PRFIN20110920_221256_000000393106_00403_49986_7695.N1	20-SEP-2011 22:12:56	Bright	38.500	90	54Alp Peg	2.4870	11000.	77	49986	No
125	GOM_NL__2PRFIN20110920_221641_000000403106_00403_49986_7696.N1	20-SEP-2011 22:16:41	Bright	39.500	93	53Bet Peg	2.5200	3100.0	79	49986	No
126	GOM_NL__2PRFIN20110920_221810_000000443106_00403_49986_7697.N1	20-SEP-2011 22:18:10	Bright	44.000	58	21Alp And	2.0730	11000.	88	49986	No
127	GOM_NL__2PRFIN20110920_222635_000000523106_00403_49986_7698.N1	20-SEP-2011 22:26:35	Bright	52.000	74	11Bet Cas	2.2680	6600.0	104	49986	No
128	GOM_NL__2PRFIN20110920_222812_000000423106_00403_49986_7699.N1	20-SEP-2011 22:28:12	Bright	41.500	76	27Gam Cas	2.3000	30000.	83	49986	No
129	GOM_NL__2PRFIN20110920_225130_000000643106_00403_49986_7700.N1	20-SEP-2011 22:51:30	Bright	63.500	24	66Alp Gem	1.5800	10200.	127	49986	No
130	GOM_NL__2PRFIN20110920_230049_000000563106_00403_49986_7701.N1	20-SEP-2011 23:00:49	Dark	56.000	8	10Alp CMi	0.40000	6500.0	112	49986	No
131	GOM_NL__2PRFIN20110920_231125_000000523106_00403_49986_7702.N1	20-SEP-2011 23:11:25	Dark	52.000	37	25Del CMa	1.8300	5900.0	104	49986	No
132	GOM_NL__2PRFIN20110920_231319_000000503106_00403_49986_7703.N1	20-SEP-2011 23:13:19	Dark	49.500	117	Pi Pup	2.7060	3800.0	99	49986	No
133	GOM_NL__2PRFIN20110920_231705_000000443106_00403_49986_7704.N1	20-SEP-2011 23:17:05	Dark	43.500	161	Tau Pup	2.9310	4500.0	87	49986	No
134	GOM_NL__2PRFIN20110920_231904_000000543106_00404_49987_7705.N1	20-SEP-2011 23:19:04	Dark	54.000	108	Alp Col	2.6520	15200.	108	49987	No
135	GOM_NL__2PRFIN20110920_233525_000000433106_00404_49987_7706.N1	20-SEP-2011 23:35:25	Straylight	43.000	84	Alp Phe	2.3970	4500.0	86	49987	No
136	GOM_NL__2PRFIN20110920_234242_000000523106_00404_49987_7707.N1	20-SEP-2011 23:42:42	Tw_i_and_stray	51.500	52	16Bet Cet	2.0370	4500.0	103	49987	No
137	GOM_NL__2PRFIN20110920_235654_000000403106_00404_49987_7708.N1	20-SEP-2011 23:56:54	Bright	39.500	93	53Bet Peg	2.5200	3100.0	79	49987	No
138	GOM_NL__2PRFIN20110920_235824_000000443106_00404_49987_7709.N1	20-SEP-2011 23:58:24	Bright	44.000	58	21Alp And	2.0730	11000.	88	49987	No

### 3. Quality information per product

In this section it is plotted some information contained in the Quality Summary data set of the level 2 products. Only products in dark limb conditions and without errors (error flag in the MPH set to "0") are used.

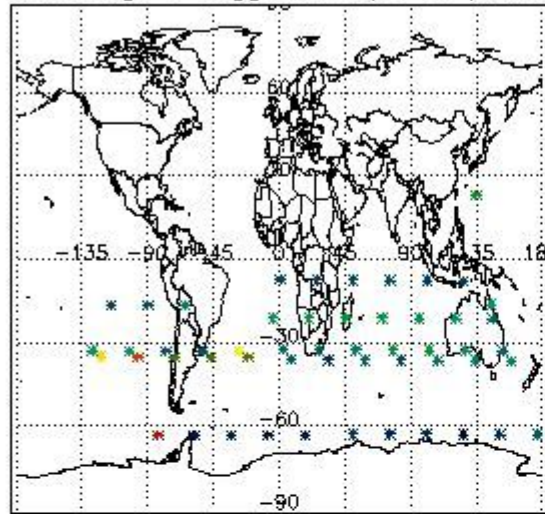
#### 3.1 Plot quality information per product (time dependant)



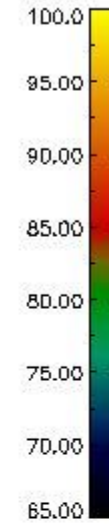
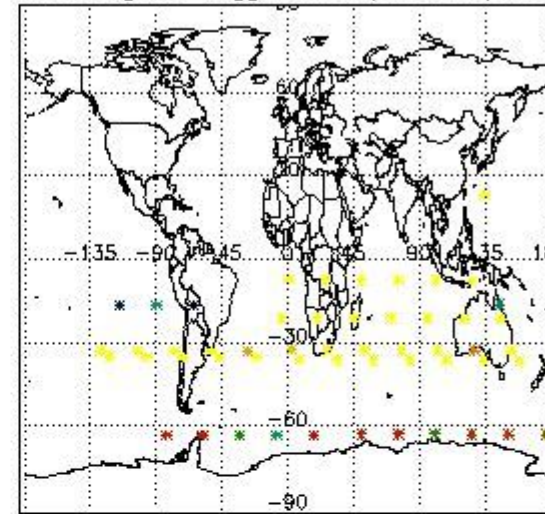
3.2 Plot quality information per product (world map)



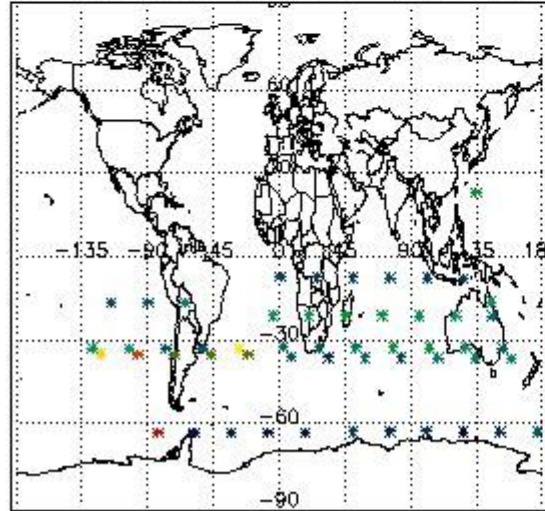
Percentage of flagged data per O3 profile



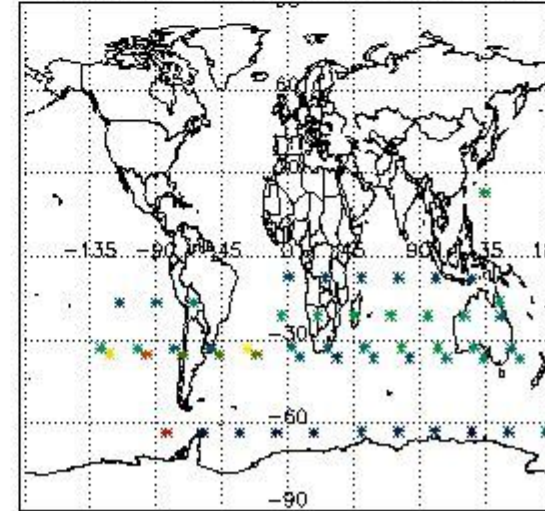
Percentage of flagged data per H2O profile



Percentage of flagged data per NO2 profile



Percentage of flagged data per NO3 profile

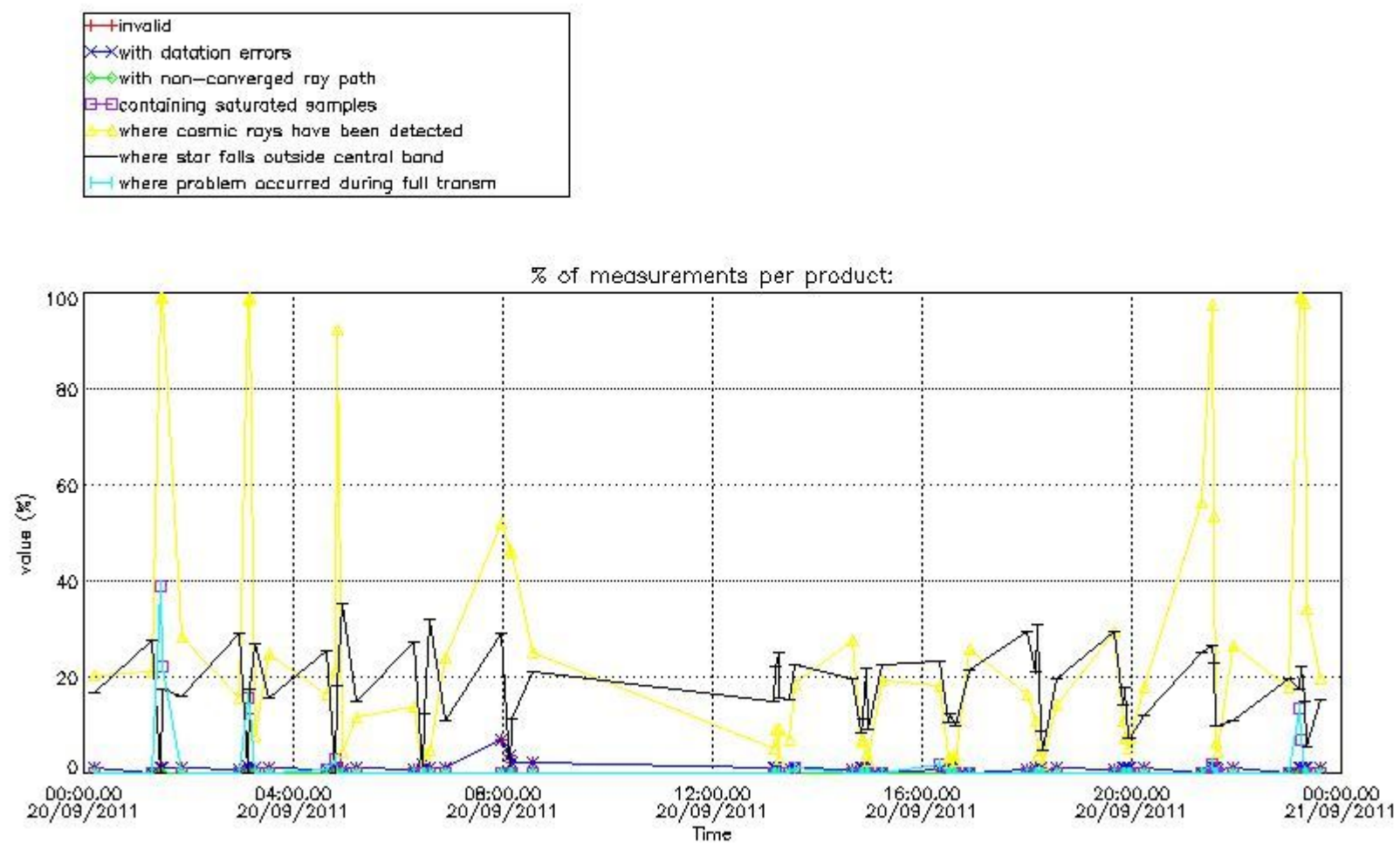


#### 4. Level 1 quality information per product

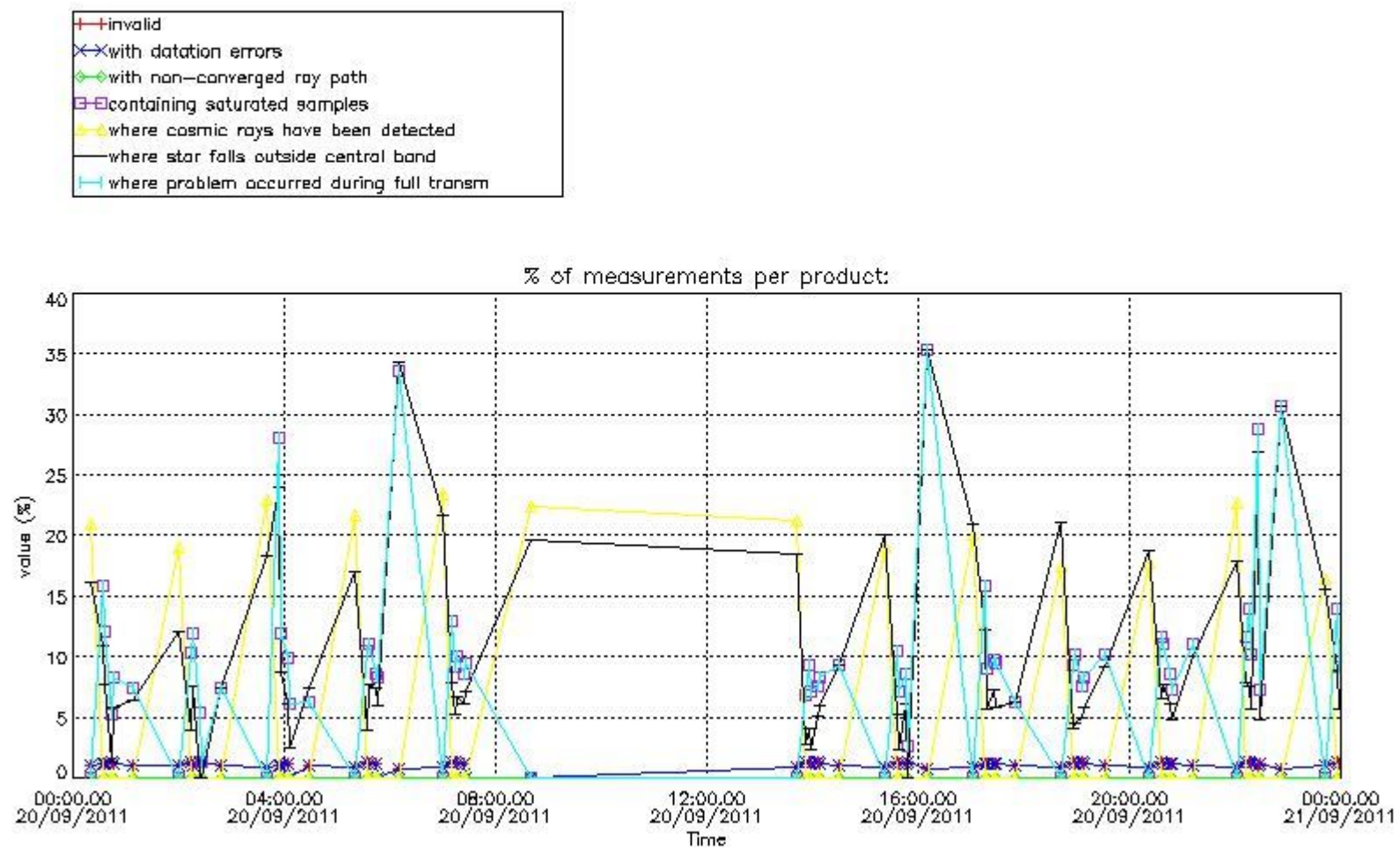
In this section it is plotted some information contained in the Quality Summary data set of the level 2 products that comes from the level 1b processing. Products without errors (error flag in the MPH set to "0") are used.

##### 4.1 Plot quality information per product (time dependant) coming from level 1b processing

###### 4.1.1 Plot level 1 quality information per product (time dependant): ENVISAT ASCENDING passes



4.1.2 Plot level 1 quality information per product (time dependant): ENVI SAT DESCENDING passes

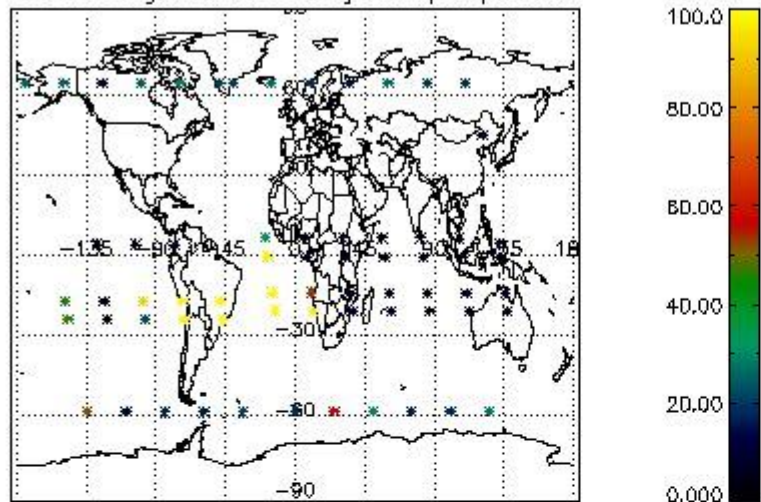


#### 4.2 Plot quality information per product coming from level 1b processing (world map)

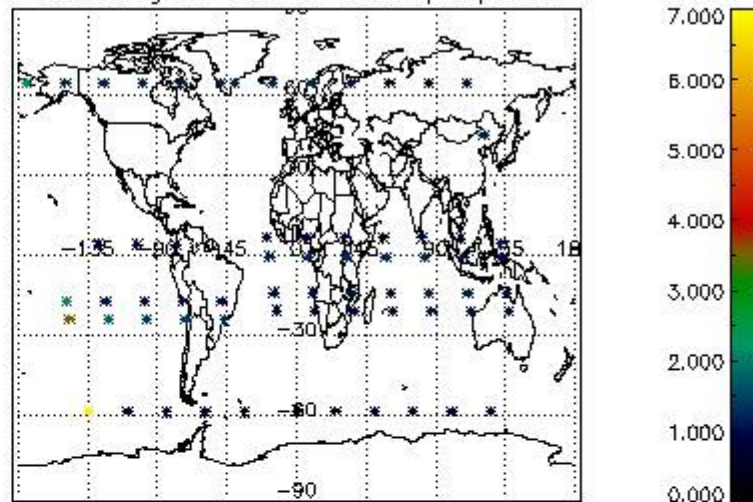
##### 4.2.1 Plot level 1 quality information per product (world map): ENVISAT ASCENDING passes



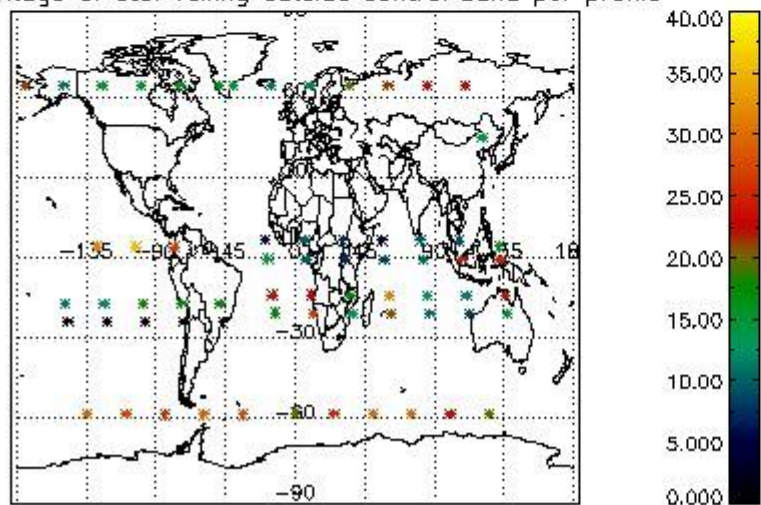
Percentage of cosmic ray hits per profile



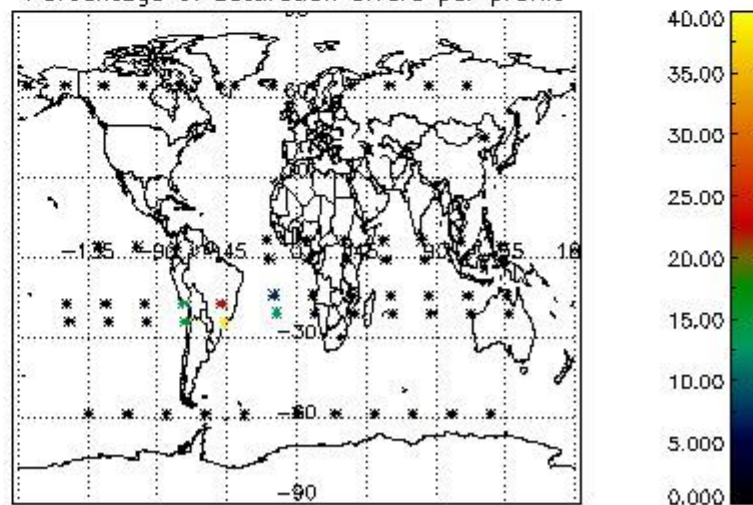
Percentage of datation errors per profile



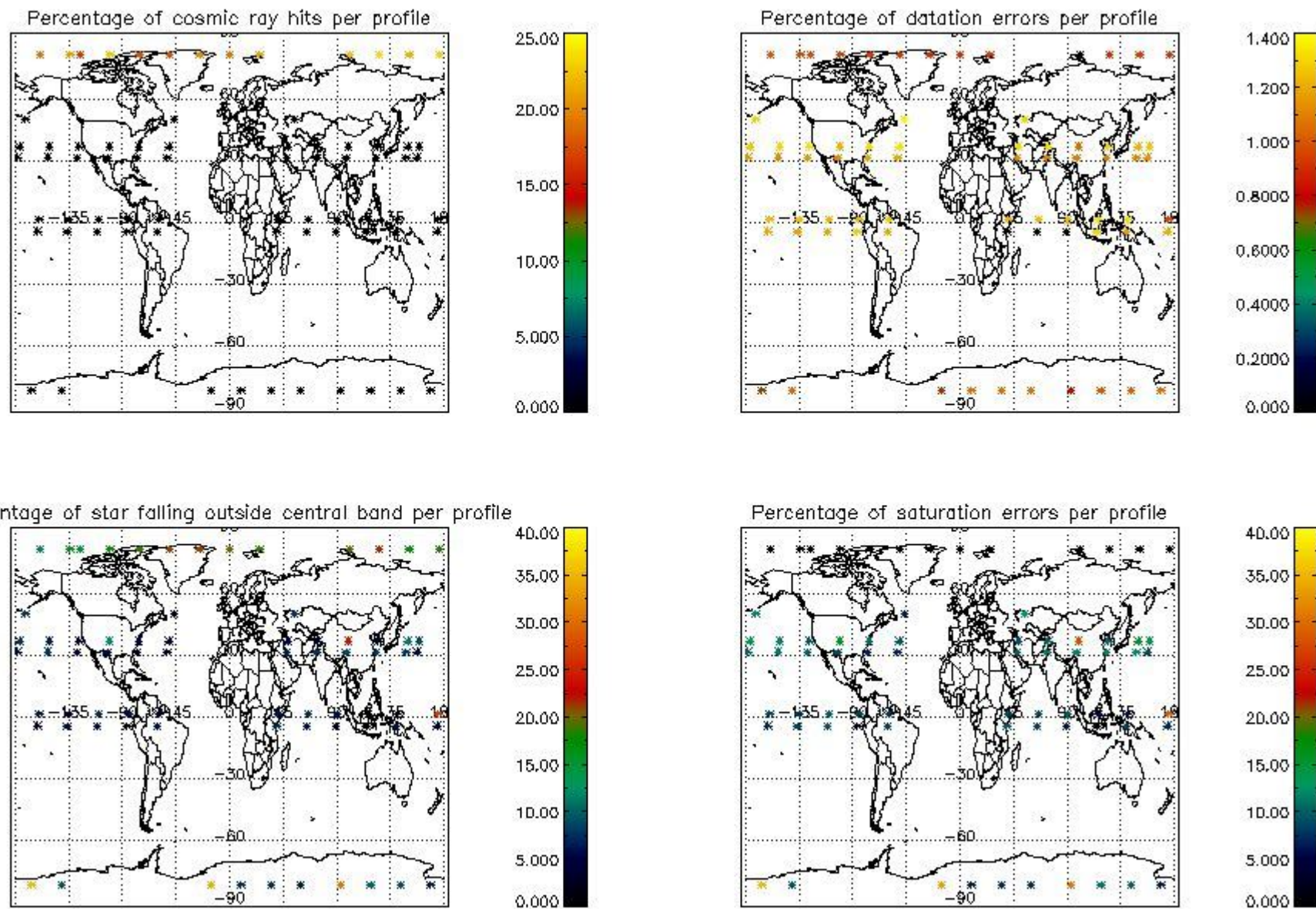
Percentage of star falling outside central band per profile



Percentage of saturation errors per profile



4.2.2 Plot level 1 quality information per product (world map): ENVISAT DESCENDING passes



## 5. Trace gas profiles

### 5.1 Ozone statistics based on quality of products

The final quality of the products can be "measured" using the STD (Standard Deviation) attached to every point profile. This information is written to the parameter GOM\_NL\_\_2P/NL\_LOCAL\_SPECIES\_DENSITY/o3\_std of the level 2 products. The table below shows the statistics for given STD ranges.

The statistics are given with respect to the overall valid production:

- Products without fatal errors: GOM\_NL\_\_2P/MPH/PRODUCT\_ERR=0
- Valid point profile: GOM\_NL\_\_2P/NL\_LOCAL\_SPECIES\_DENSITY/pcd(0)=0

The 'Criteria' is applied to valid points of dark limb products:

- Products in dark limb illumination condition: GOM\_NL\_\_2P/NL\_SUMMARY\_QUALITY/obs\_ill\_cond=0
- Products without fatal errors: GOM\_NL\_\_2P/MPH/PRODUCT\_ERR=0
- Valid point profile: GOM\_NL\_\_2P/NL\_LOCAL\_SPECIES\_DENSITY/pcd(0)=0

So, the table below shows the percentage of dark limb and valid observations for each criteria with respect to the overall valid daily observations.

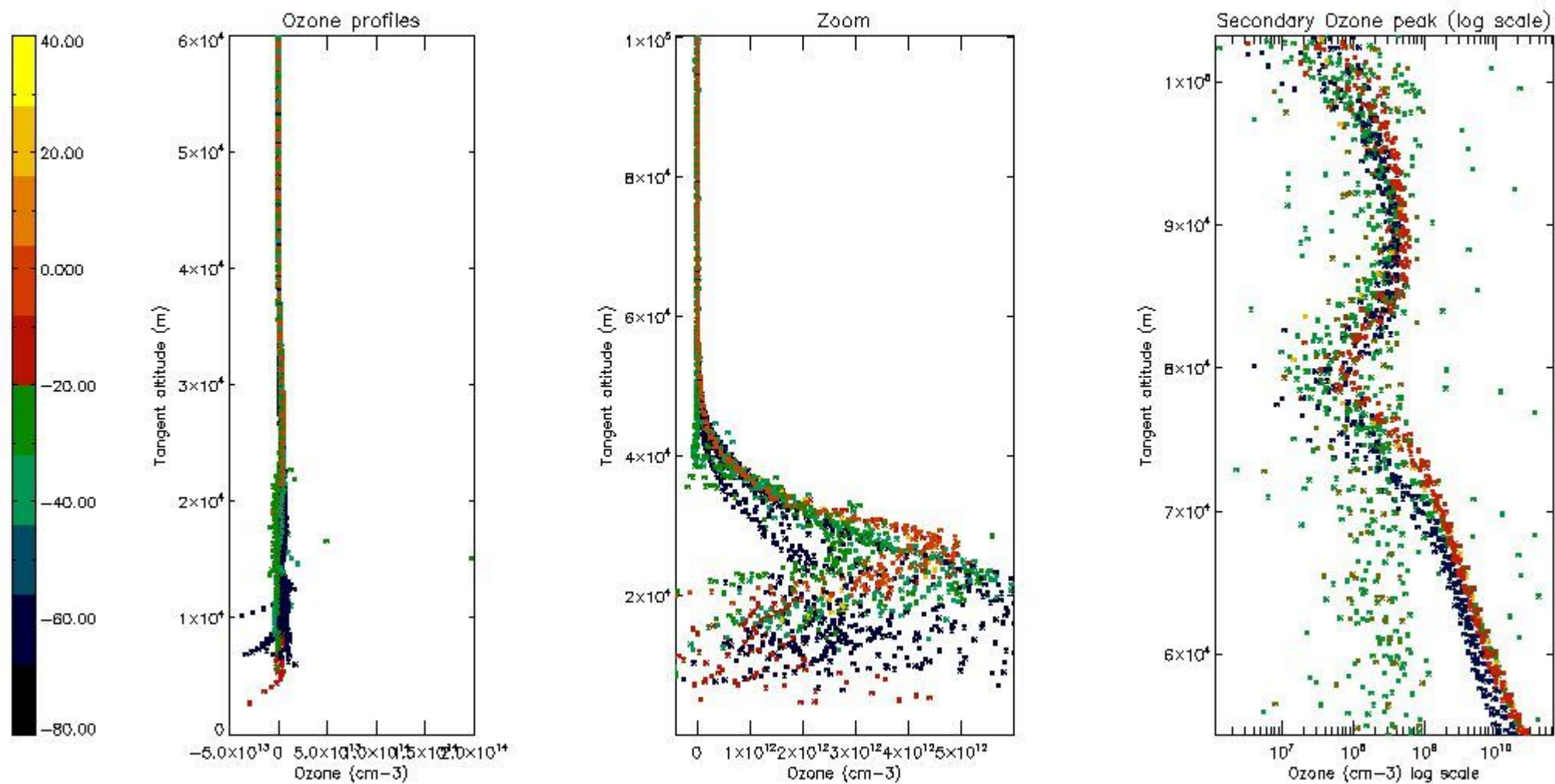
Criteria	% of total production
All STD	42
STD < 20	20



STD < 10	15
STD < 5	11

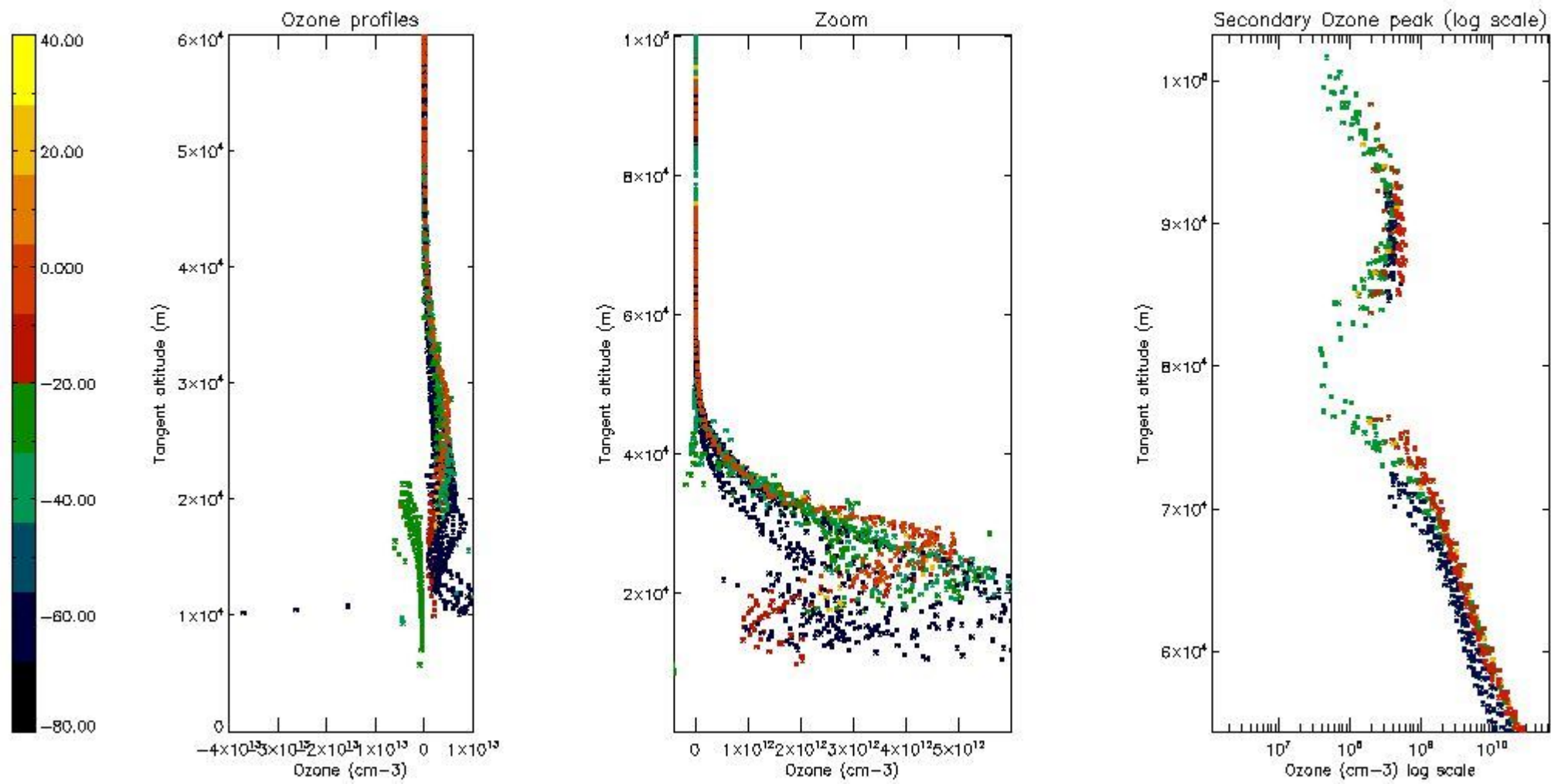
5.2 Plot ozone profiles for all STD (dark without errors)

The colorbar represents the latitude.



5.3 Plot ozone profiles where STD < 20% (dark without errors)

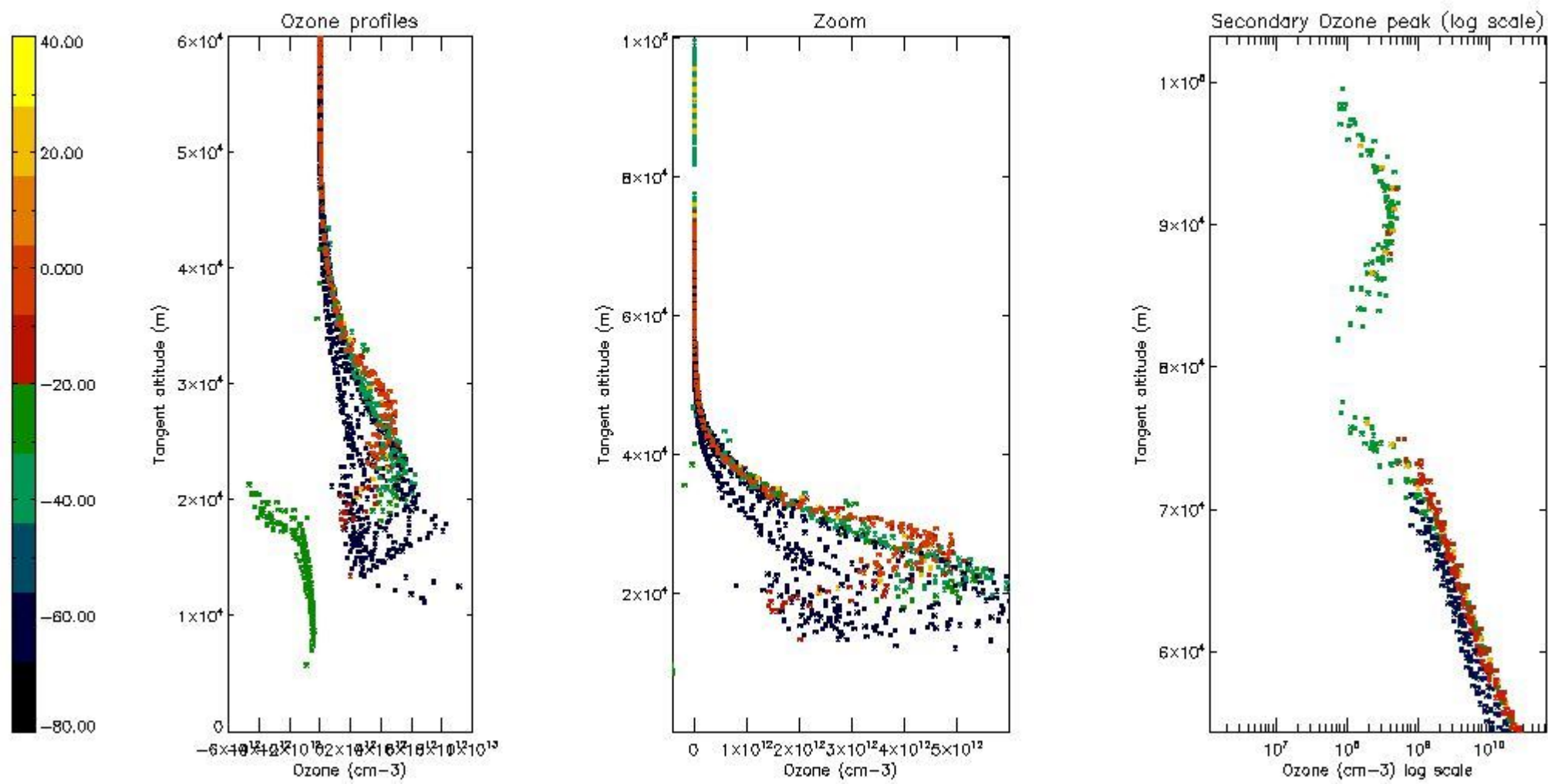
The colorbar represents the latitude.



*5.4 Plot ozone profiles where STD < 10% (dark without errors)*

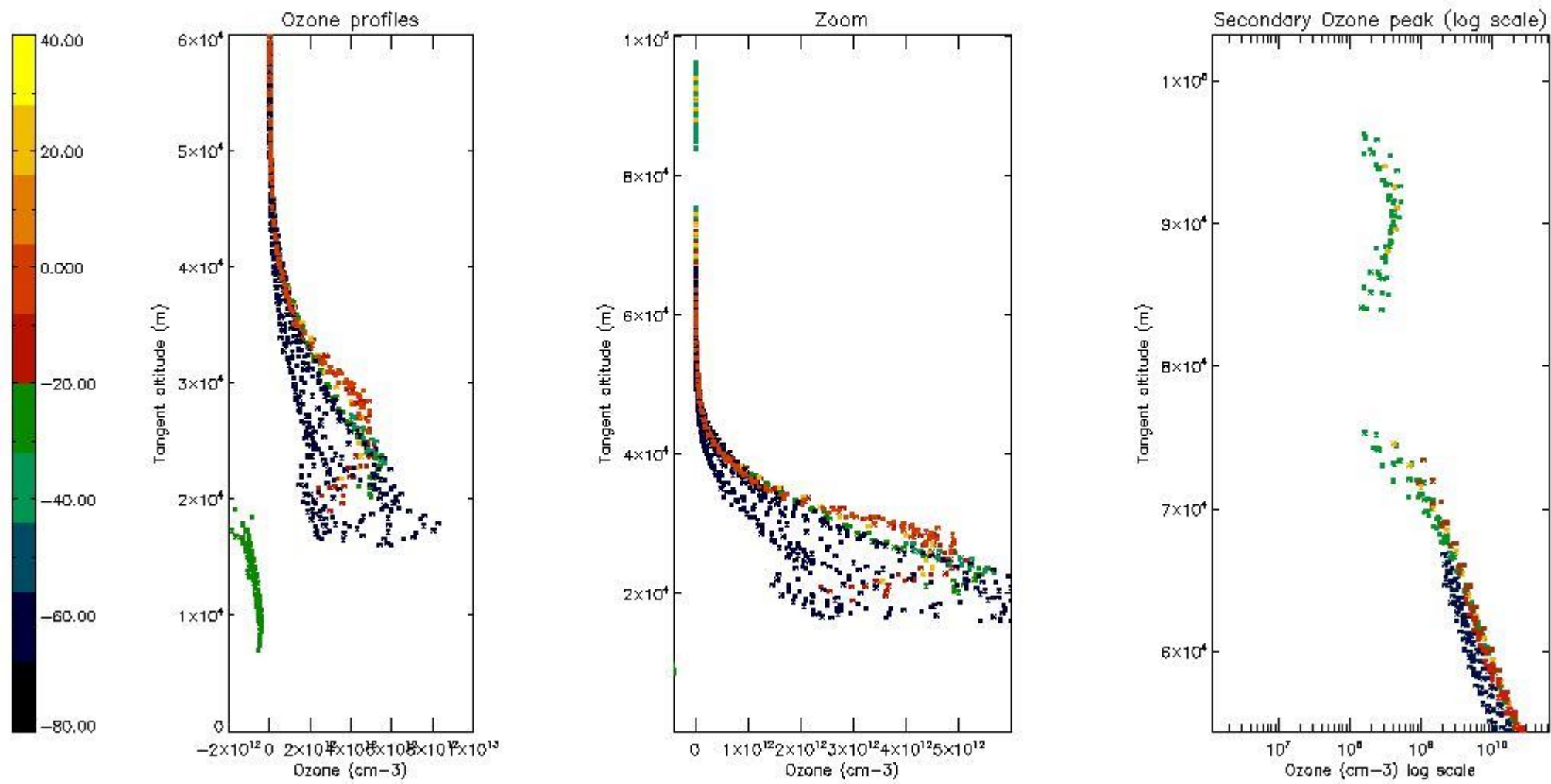
The colorbar represents the latitude.





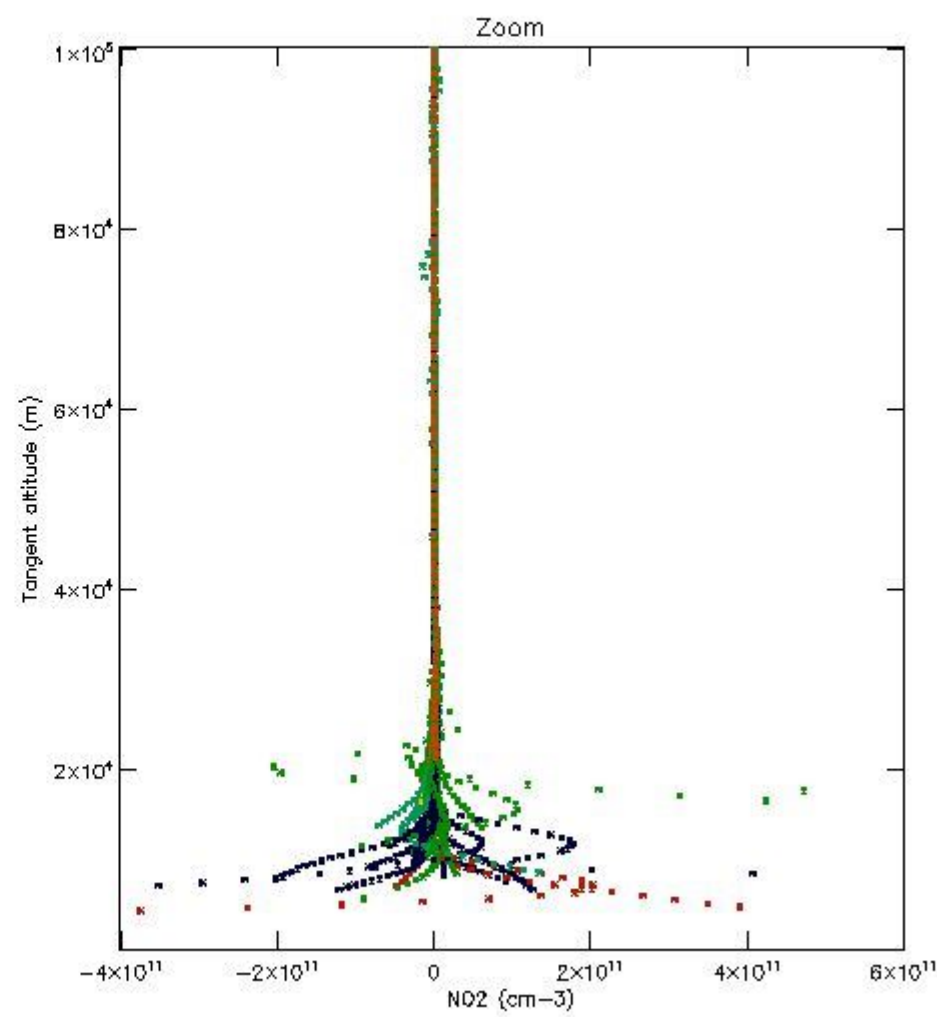
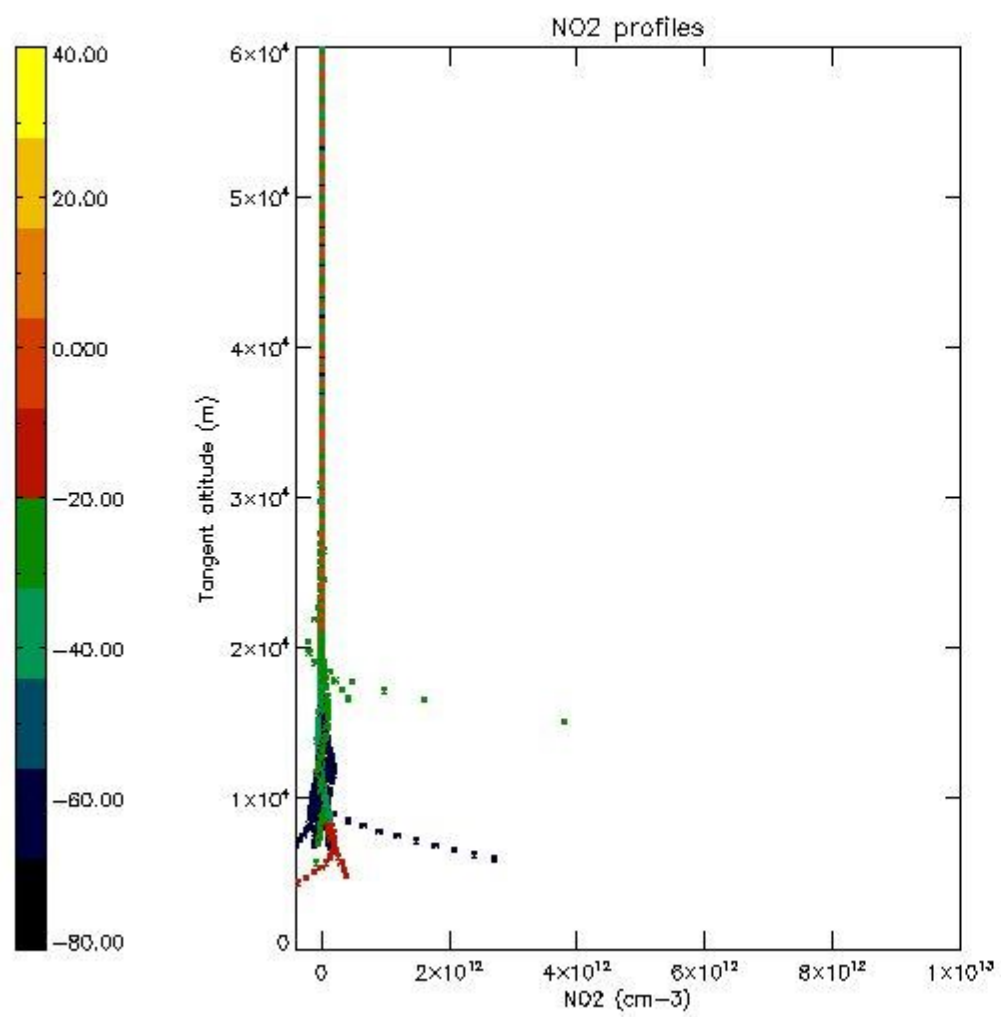
*5.5 Plot ozone profiles where STD < 5% (dark without errors)*

The colorbar represents the latitude.



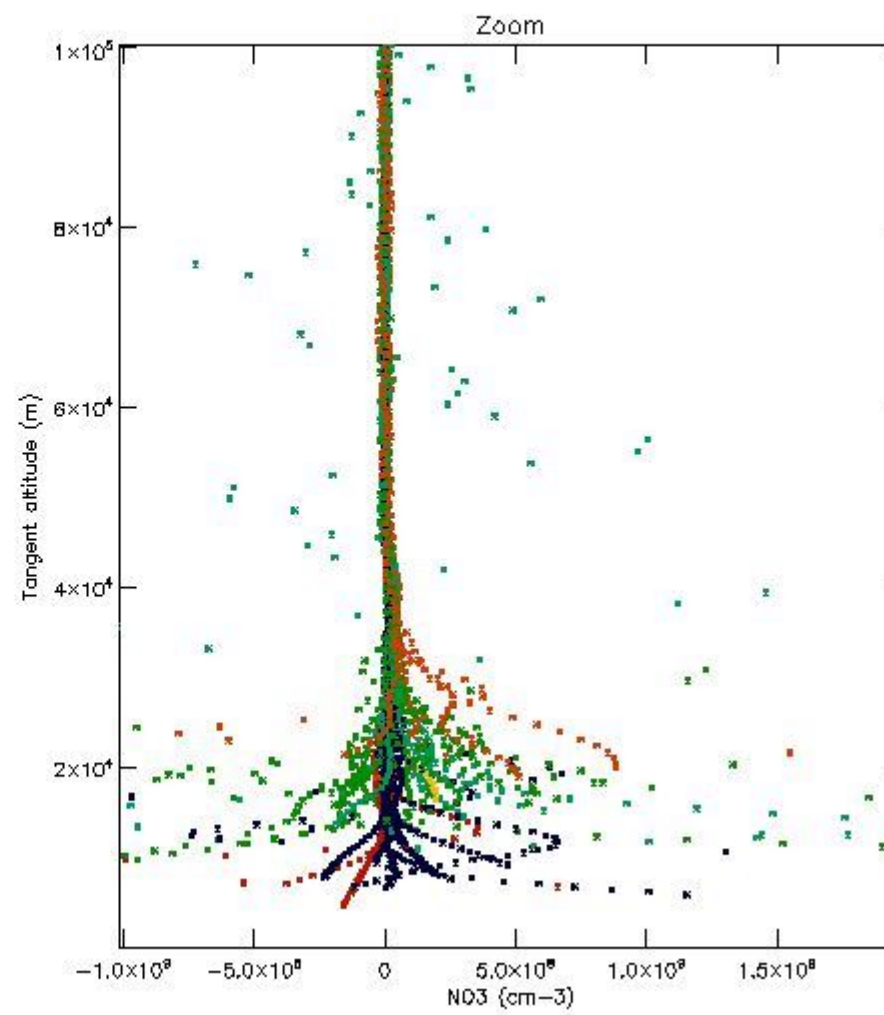
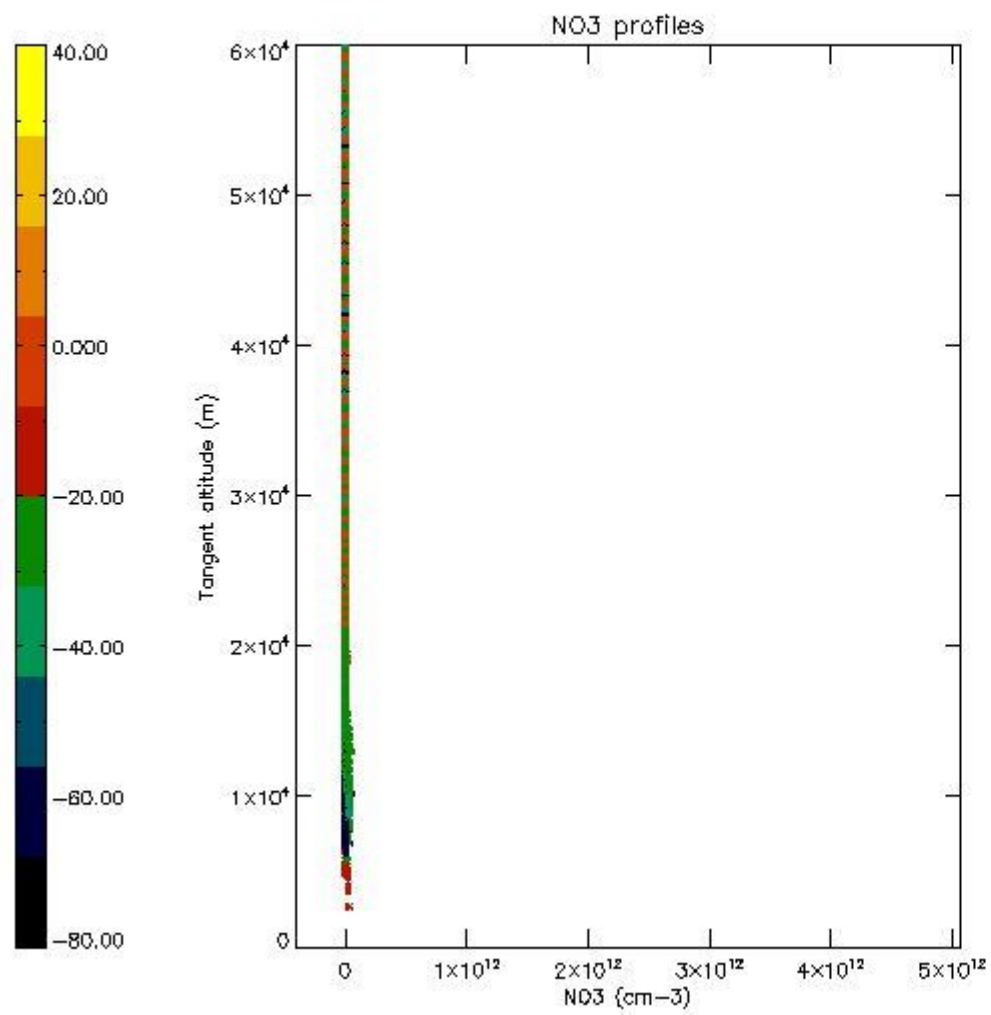
*5.6 Plot NO<sub>2</sub> profiles for all STD (dark without errors)*

The colorbar represents the latitude.



*5.7 Plot NO3 profiles for all STD (dark without errors)*

The colorbar represents the latitude.



## 6. Auxiliary Data Files used for the production reported in section 2

The number reported in the third column indicates since which file (see list in section 2) the corresponding auxiliary file has been used. The fourth column is the date of those product files.

Type	Auxiliary Filename	Used since product	Used since product date
INST_PHYS_CHARACTERISTICS	GOM_INS_AXVIEC20091111_143220_20030716_120000_20500101_000000	1	20-SEP-2011 00:12:04
LEVEL-2_PROC_CONFIG	GOM_PR2_AXVIEC20091111_152718_20020301_000000_20500101_000000	1	20-SEP-2011 00:12:04
CROSS_SECTIONS_FILE	GOM_CRS_AXVIEC20091111_154832_20020301_000000_20500101_000000	1	20-SEP-2011 00:12:04



# GOMOS Level 2 Daily Report

## SUMMARY

### [1. General Info](#)

### [2. Summary of processed GOM\\_NL\\_2P products](#)

### [3. Level 2 Quality information per product](#)

#### [3.1 Plot of level 2 quality information per product \(time dependant\)](#)

#### [3.2 Plot of level 2 quality information per product \(world map\)](#)

### [4. Level 1 Quality information per product \(stored on level 2 products\)](#)

#### [4.1 Plot of level 1 quality information per product \(time dependant\)](#)

##### [4.1.1 Plot of level 1 quality information per product \(time dependant\): ASCENDING](#)

##### [4.1.2 Plot of level 1 quality information per product \(time dependant\): DESCENDING](#)

#### [4.2 Plot of level 1 quality information per product \(world map\)](#)

##### [4.2.1 Plot of level 1 quality information per product \(world map\): ASCENDING](#)

##### [4.2.2 Plot of level 1 quality information per product \(world map\): DESCENDING](#)

### [5. Ozone profiles based on quality statistics and other trace gas profiles](#)

#### [5.1 Ozone statistics based on quality of products](#)

#### [5.2 Plot ozone profiles for all STD \(dark without errors\)](#)

#### [5.3 Plot ozone profiles where STD < 20% \(dark without errors\)](#)

#### [5.4. Plot ozone profiles where STD < 10% \(dark without errors\)](#)

#### [5.5. Plot ozone profiles where STD < 5% \(dark without errors\)](#)

#### [5.6 Plot NO2 profiles for all STD \(dark without errors\)](#)

#### [5.7 Plot NO3 profiles for all STD \(dark without errors\)](#)

#### [5.8 Plot H2O profiles \(only for occultations of stars 1,2,3,4,13,14,16,26,63 dark without errors\) for all STD](#)

### [6. Auxiliary Data Files used for the production reported in section 2](#)

This report presents the daily analysis on parameters extracted from GOMOS level 2 data (GOM\_NL\_\_2P). It is intended to monitor some important parameters that will impact the quality of these products. A list of level 2 products (and content) that have arrived during the reporting day to the PCF is also given.

Item	Value
Time of report generation	24APR2013 17:48:37
Data source version	GOMOS/6.01
Start time of products	20-09-2011 (20SEP2011 00:00:00)
Stop time of products	21-09-2011 (21SEP2011 00:00:00)
Store outputs in DB	Yes
Nb of level 2 prods	138
Nb of prods with errors	0

## 2. Summary of processed GOM\_NL\_\_2P products.

Nr	Filename	UTC Start time	Limb	Duration	Star Id	Star Name	Star Mag	Star Temp	Nb Meas	Orbit	Prod. error
1	GOM_NL__2PRFIN20110920_001204_000000453106_00390_49973_7301.N1	20-SEP-2011 00:12:04	Straylight	44.500	84	Alp Phe	2.3970	4500.0	89	49973	No
2	GOM_NL__2PRFIN20110920_001925_000000533106_00390_49973_7302.N1	20-SEP-2011 00:19:25	Twilight_stray	52.500	52	16Bet Cet	2.0370	4500.0	105	49973	No
3	GOM_NL__2PRFIN20110920_003341_000000413106_00390_49973_7303.N1	20-SEP-2011 00:33:41	Bright	41.000	93	53Bet Peg	2.5200	3100.0	82	49973	No
4	GOM_NL__2PRFIN20110920_003516_000000463106_00390_49973_7304.N1	20-SEP-2011 00:35:16	Bright	45.500	58	21Alp And	2.0730	11000.	91	49973	No
5	GOM_NL__2PRFIN20110920_004339_000000383106_00390_49973_7305.N1	20-SEP-2011 00:43:39	Bright	38.000	74	11Bet Cas	2.2680	6600.0	76	49973	No
6	GOM_NL__2PRFIN20110920_004517_000000433106_00390_49973_7306.N1	20-SEP-2011 00:45:17	Bright	42.500	76	27Gam Cas	2.3000	30000.	85	49973	No
7	GOM_NL__2PRFIN20110920_010826_000000473106_00390_49973_7307.N1	20-SEP-2011 01:08:26	Bright	47.000	24	66Alp Gem	1.5800	10200.	94	49973	No
8	GOM_NL__2PRFIN20110920_011739_000000623106_00390_49973_7308.N1	20-SEP-2011 01:17:39	Dark	61.500	8	10Alp CMi	0.40000	6500.0	123	49973	No
9	GOM_NL__2PRFIN20110920_012726_000000413106_00390_49973_7309.N1	20-SEP-2011 01:27:26	Dark	41.000	1	9Alp CMa	-1.4400	11000.	82	49973	No
10	GOM_NL__2PRFIN20110920_012920_000000523106_00390_49973_7310.N1	20-SEP-2011 01:29:20	Dark	51.500	23	21Eps CMa	1.5020	26000.	103	49973	No
11	GOM_NL__2PRFIN20110920_015219_000000443106_00391_49974_7309.N1	20-SEP-2011 01:52:19	Straylight	44.000	84	Alp Phe	2.3970	4500.0	88	49974	No
12	GOM_NL__2PRFIN20110920_015939_000000503106_00391_49974_7310.N1	20-SEP-2011 01:59:39	Twilight_stray	50.000	52	16Bet Cet	2.0370	4500.0	100	49974	No
13	GOM_NL__2PRFIN20110920_021355_000000393106_00391_49974_7311.N1	20-SEP-2011 02:13:55	Bright	38.500	93	53Bet Peg	2.5200	3100.0	77	49974	No
14	GOM_NL__2PRFIN20110920_021529_000000463106_00391_49974_7312.N1	20-SEP-2011 02:15:29	Bright	46.000	58	21Alp And	2.0730	11000.	92	49974	No
15	GOM_NL__2PRFIN20110920_022352_000000383106_00391_49974_7313.N1	20-SEP-2011 02:23:52	Bright	37.500	74	11Bet Cas	2.2680	6600.0	75	49974	No
16	GOM_NL__2PRFIN20110920_022530_000000393106_00391_49974_7314.N1	20-SEP-2011 02:25:30	Bright	38.500	76	27Gam Cas	2.3000	30000.	77	49974	No
17	GOM_NL__2PRFIN20110920_024840_000000483106_00391_49974_7315.N1	20-SEP-2011 02:48:40	Bright	47.500	24	66Alp Gem	1.5800	10200.	95	49974	No
18	GOM_NL__2PRFIN20110920_025753_000000643106_00391_49974_7316.N1	20-SEP-2011 02:57:53	Dark	63.500	8	10Alp CMi	0.40000	6500.0	127	49974	No
19	GOM_NL__2PRFIN20110920_030741_000000353106_00391_49974_7317.N1	20-SEP-2011 03:07:41	Dark	35.000	1	9Alp CMa	-1.4400	11000.	70	49974	No
20	GOM_NL__2PRFIN20110920_030935_000000523106_00391_49974_7318.N1	20-SEP-2011 03:09:35	Dark	52.000	23	21Eps CMa	1.5020	26000.	104	49974	No
21	GOM_NL__2PRFIN20110920_031531_000000523106_00392_49975_7322.N1	20-SEP-2011 03:15:31	Dark	52.000	2	Alp Car	-0.73600	7000.0	104	49975	No
22	GOM_NL__2PRFIN20110920_033233_000000453106_00392_49975_7323.N1	20-SEP-2011 03:32:33	Straylight	44.500	84	Alp Phe	2.3970	4500.0	89	49975	No
23	GOM_NL__2PRFIN20110920_033953_000000553106_00392_49975_7324.N1	20-SEP-2011 03:39:53	Twilight_stray	54.500	52	16Bet Cet	2.0370	4500.0	109	49975	No
24	GOM_NL__2PRFIN20110920_035409_000000483106_00392_49975_7325.N1	20-SEP-2011 03:54:09	Bright	48.000	93	53Bet Peg	2.5200	3100.0	96	49975	No
25	GOM_NL__2PRFIN20110920_035543_000000463106_00392_49975_7326.N1	20-SEP-2011 03:55:43	Bright	46.000	58	21Alp And	2.0730	11000.	92	49975	No
26	GOM_NL__2PRFIN20110920_040406_000000413106_00392_49975_7327.N1	20-SEP-2011 04:04:06	Bright	40.500	74	11Bet Cas	2.2680	6600.0	81	49975	No
27	GOM_NL__2PRFIN20110920_040544_000000413106_00392_49975_7328.N1	20-SEP-2011 04:05:44	Bright	40.500	76	27Gam Cas	2.3000	30000.	81	49975	No
28	GOM_NL__2PRFIN20110920_042854_000000483106_00392_49975_7329.N1	20-SEP-2011 04:28:54	Bright	47.500	24	66Alp Gem	1.5800	10200.	95	49975	No
29	GOM_NL__2PRFIN20110920_043808_000000613106_00392_49975_7330.N1	20-SEP-2011 04:38:08	Dark	60.500	8	10Alp CMi	0.40000	6500.0	121	49975	No
30	GOM_NL__2PRFIN20110920_044756_000000353106_00392_49975_7331.N1	20-SEP-2011 04:47:56	Dark	35.000	1	9Alp CMa	-1.4400	11000.	70	49975	No
31	GOM_NL__2PRFIN20110920_044950_000000533106_00392_49975_7332.N1	20-SEP-2011 04:49:50	Dark	52.500	23	21Eps CMa	1.5020	26000.	105	49975	No
32	GOM_NL__2PRFIN20110920_045546_000000583106_00393_49976_7325.N1	20-SEP-2011 04:55:46	Dark	58.000	2	Alp Car	-0.73600	7000.0	116	49976	No
33	GOM_NL__2PRFIN20110920_051248_000000443106_00393_49976_7326.N1	20-SEP-2011 05:12:48	Straylight	43.500	84	Alp Phe	2.3970	4500.0	87	49976	No
34	GOM_NL__2PRFIN20110920_052007_000000533106_00393_49976_7327.N1	20-SEP-2011 05:20:07	Twilight_stray	53.000	52	16Bet Cet	2.0370	4500.0	106	49976	No
35	GOM_NL__2PRFIN20110920_053422_000000383106_00393_49976_7328.N1	20-SEP-2011 05:34:22	Bright	38.000	93	53Bet Peg	2.5200	3100.0	76	49976	No
36	GOM_NL__2PRFIN20110920_053556_000000463106_00393_49976_7329.N1	20-SEP-2011 05:35:56	Bright	45.500	58	21Alp And	2.0730	11000.	91	49976	No
37	GOM_NL__2PRFIN20110920_054419_000000413106_00393_49976_7330.N1	20-SEP-2011 05:44:19	Bright	40.500	74	11Bet Cas	2.2680	6600.0	81	49976	No
38	GOM_NL__2PRFIN20110920_054557_000000423106_00393_49976_7331.N1	20-SEP-2011 05:45:57	Bright	42.000	76	27Gam Cas	2.3000	30000.	84	49976	No
39	GOM_NL__2PRFIN20110920_060909_000000673106_00393_49976_7332.N1	20-SEP-2011 06:09:09	Bright	67.000	24	66Alp Gem	1.5800	10200.	134	49976	No
40	GOM_NL__2PRFIN20110920_061823_000000623106_00393_49976_7333.N1	20-SEP-2011 06:18:23	Dark	62.000	8	10Alp CMi	0.40000	6500.0	124	49976	No
41	GOM_NL__2PRFIN20110920_062811_000000283106_00393_49976_7334.N1	20-SEP-2011 06:28:11	Dark	28.000	1	9Alp CMa	-1.4400	11000.	56	49976	No
42	GOM_NL__2PRFIN20110920_063005_000000493106_00393_49976_7335.N1	20-SEP-2011 06:30:05	Dark	49.000	23	21Eps CMa	1.5020	26000.	98	49976	No

43	GOM_NL__2PRFIN20110920_063600_000000553106_00394_49977_7333.N1	20-SEP-2011 06:36:00	Dark	55.000	2	Alp Car	-0.73600	7000.0	110	49977	No
44	GOM_NL__2PRFIN20110920_065302_000000423106_00394_49977_7334.N1	20-SEP-2011 06:53:02	Straylight	41.500	84	Alp Phe	2.3970	4500.0	83	49977	No
45	GOM_NL__2PRFIN20110920_070021_000000563106_00394_49977_7335.N1	20-SEP-2011 07:00:21	Tw_i_and_stray	55.500	52	16Bet Cet	2.0370	4500.0	111	49977	No
46	GOM_NL__2PRFIN20110920_071051_000000393106_00394_49977_7336.N1	20-SEP-2011 07:10:51	Bright	38.500	90	54Alp Peg	2.4870	11000.	77	49977	No
47	GOM_NL__2PRFIN20110920_071436_000000383106_00394_49977_7337.N1	20-SEP-2011 07:14:36	Bright	38.000	93	53Bet Peg	2.5200	3100.0	76	49977	No
48	GOM_NL__2PRFIN20110920_071610_000000453106_00394_49977_7338.N1	20-SEP-2011 07:16:10	Bright	45.000	58	21Alp And	2.0730	11000.	90	49977	No
49	GOM_NL__2PRFIN20110920_072433_000000413106_00394_49977_7339.N1	20-SEP-2011 07:24:33	Bright	40.500	74	11Bet Cas	2.2680	6600.0	81	49977	No
50	GOM_NL__2PRFIN20110920_072611_000000433106_00394_49977_7340.N1	20-SEP-2011 07:26:11	Bright	42.500	76	27Gam Cas	2.3000	30000.	85	49977	No
51	GOM_NL__2PRFIN20110920_075837_000000663106_00394_49977_7342.N1	20-SEP-2011 07:58:37	Dark	65.500	8	10Alp CMi	0.40000	6500.0	131	49977	No
52	GOM_NL__2PRFIN20110920_080827_000000283106_00394_49977_7343.N1	20-SEP-2011 08:08:27	Dark	28.000	1	9Alp CMa	-1.4400	11000.	56	49977	No
53	GOM_NL__2PRFIN20110920_081020_000000493106_00394_49977_7344.N1	20-SEP-2011 08:10:20	Dark	49.000	23	21Eps CMa	1.5020	26000.	98	49977	No
54	GOM_NL__2PRFIN20110920_083316_000000483106_00395_49978_7360.N1	20-SEP-2011 08:33:16	Straylight	47.500	84	Alp Phe	2.3970	4500.0	95	49978	No
55	GOM_NL__2PRFIN20110920_084035_000000543106_00395_49978_7361.N1	20-SEP-2011 08:40:35	Tw_i_and_stray	53.500	52	16Bet Cet	2.0370	4500.0	107	49978	No
56	GOM_NL__2PRFIN20110920_130956_000000513106_00397_49980_7483.N1	20-SEP-2011 13:09:56	Dark	50.500	37	25Del CMa	1.8300	5900.0	101	49980	No
57	GOM_NL__2PRFIN20110920_131151_000000503106_00397_49980_7484.N1	20-SEP-2011 13:11:51	Dark	50.000	117	Pi Pup	2.7060	3800.0	100	49980	No
58	GOM_NL__2PRFIN20110920_131537_000000503106_00397_49980_7485.N1	20-SEP-2011 13:15:37	Dark	50.000	161	Tau Pup	2.9310	4500.0	100	49980	No
59	GOM_NL__2PRFIN20110920_131659_000000453106_00398_49981_7532.N1	20-SEP-2011 13:16:59	Dark	44.500	2	Alp Car	-0.73600	7000.0	89	49981	No
60	GOM_NL__2PRFIN20110920_132824_000000433106_00398_49981_7533.N1	20-SEP-2011 13:28:24	Dark	43.000	9	Alp Eri	0.45300	24000.	86	49981	No
61	GOM_NL__2PRFIN20110920_133359_000000493106_00398_49981_7534.N1	20-SEP-2011 13:33:59	Straylight	48.500	84	Alp Phe	2.3970	4500.0	97	49981	No
62	GOM_NL__2PRFIN20110920_134117_000000543106_00398_49981_7535.N1	20-SEP-2011 13:41:17	Tw_i_and_stray	54.000	52	16Bet Cet	2.0370	4500.0	108	49981	No
63	GOM_NL__2PRFIN20110920_135146_000000373106_00398_49981_7536.N1	20-SEP-2011 13:51:46	Bright	36.500	90	54Alp Peg	2.4870	11000.	73	49981	No
64	GOM_NL__2PRFIN20110920_135531_000000383106_00398_49981_7537.N1	20-SEP-2011 13:55:31	Bright	37.500	93	53Bet Peg	2.5200	3100.0	75	49981	No
65	GOM_NL__2PRFIN20110920_135703_000000433106_00398_49981_7538.N1	20-SEP-2011 13:57:03	Bright	42.500	58	21Alp And	2.0730	11000.	85	49981	No
66	GOM_NL__2PRFIN20110920_140527_000000403106_00398_49981_7539.N1	20-SEP-2011 14:05:27	Bright	39.500	74	11Bet Cas	2.2680	6600.0	79	49981	No
67	GOM_NL__2PRFIN20110920_140705_000000423106_00398_49981_7540.N1	20-SEP-2011 14:07:05	Bright	42.000	76	27Gam Cas	2.3000	30000.	84	49981	No
68	GOM_NL__2PRFIN20110920_143019_000000493106_00398_49981_7541.N1	20-SEP-2011 14:30:19	Bright	48.500	24	66Alp Gem	1.5800	10200.	97	49981	No
69	GOM_NL__2PRFIN20110920_143936_000000563106_00398_49981_7542.N1	20-SEP-2011 14:39:36	Dark	56.000	8	10Alp CMi	0.40000	6500.0	112	49981	No
70	GOM_NL__2PRFIN20110920_145011_000000473106_00398_49981_7543.N1	20-SEP-2011 14:50:11	Dark	47.000	37	25Del CMa	1.8300	5900.0	94	49981	No
71	GOM_NL__2PRFIN20110920_145205_000000443106_00398_49981_7544.N1	20-SEP-2011 14:52:05	Dark	44.000	117	Pi Pup	2.7060	3800.0	88	49981	No
72	GOM_NL__2PRFIN20110920_145552_000000493106_00398_49981_7545.N1	20-SEP-2011 14:55:52	Dark	48.500	161	Tau Pup	2.9310	4500.0	97	49981	No
73	GOM_NL__2PRFIN20110920_145748_000000563106_00399_49982_7563.N1	20-SEP-2011 14:57:48	Dark	56.000	108	Alp Col	2.6520	15200.	112	49982	No
74	GOM_NL__2PRFIN20110920_151413_000000473106_00399_49982_7564.N1	20-SEP-2011 15:14:13	Straylight	46.500	84	Alp Phe	2.3970	4500.0	93	49982	No
75	GOM_NL__2PRFIN20110920_152132_000000553106_00399_49982_7565.N1	20-SEP-2011 15:21:32	Tw_i_and_stray	55.000	52	16Bet Cet	2.0370	4500.0	110	49982	No
76	GOM_NL__2PRFIN20110920_153545_000000383106_00399_49982_7566.N1	20-SEP-2011 15:35:45	Bright	38.000	93	53Bet Peg	2.5200	3100.0	76	49982	No
77	GOM_NL__2PRFIN20110920_153717_000000433106_00399_49982_7567.N1	20-SEP-2011 15:37:17	Bright	42.500	58	21Alp And	2.0730	11000.	85	49982	No
78	GOM_NL__2PRFIN20110920_154541_000000413106_00399_49982_7568.N1	20-SEP-2011 15:45:41	Bright	40.500	74	11Bet Cas	2.2680	6600.0	81	49982	No
79	GOM_NL__2PRFIN20110920_154718_000000393106_00399_49982_7569.N1	20-SEP-2011 15:47:18	Bright	39.000	76	27Gam Cas	2.3000	30000.	78	49982	No
80	GOM_NL__2PRFIN20110920_161033_000000683106_00399_49982_7570.N1	20-SEP-2011 16:10:33	Bright	68.000	24	66Alp Gem	1.5800	10200.	136	49982	No
81	GOM_NL__2PRFIN20110920_161951_000000583106_00399_49982_7571.N1	20-SEP-2011 16:19:51	Dark	58.000	8	10Alp CMi	0.40000	6500.0	116	49982	No
82	GOM_NL__2PRFIN20110920_163026_000000483106_00399_49982_7572.N1	20-SEP-2011 16:30:26	Dark	48.000	37	25Del CMa	1.8300	5900.0	96	49982	No
83	GOM_NL__2PRFIN20110920_163220_000000453106_00399_49982_7573.N1	20-SEP-2011 16:32:20	Dark	44.500	117	Pi Pup	2.7060	3800.0	89	49982	No
84	GOM_NL__2PRFIN20110920_163606_000000423106_00399_49982_7574.N1	20-SEP-2011 16:36:06	Dark	42.000	161	Tau Pup	2.9310	4500.0	84	49982	No
85	GOM_NL__2PRFIN20110920_163803_000000563106_00400_49983_7609.N1	20-SEP-2011 16:38:03	Dark	56.000	108	Alp Col	2.6520	15200.	112	49983	No
86	GOM_NL__2PRFIN20110920_165428_000000473106_00400_49983_7610.N1	20-SEP-2011 16:54:28	Straylight	46.500	84	Alp Phe	2.3970	4500.0	93	49983	No
87	GOM_NL__2PRFIN20110920_170146_000000553106_00400_49983_7611.N1	20-SEP-2011 17:01:46	Tw_i_and_stray	55.000	52	16Bet Cet	2.0370	4500.0	110	49983	No
88	GOM_NL__2PRFIN20110920_171559_000000413106_00400_49983_7612.N1	20-SEP-2011 17:15:59	Bright	41.000	93	53Bet Peg	2.5200	3100.0	82	49983	No
89	GOM_NL__2PRFIN20110920_171730_000000453106_00400_49983_7613.N1	20-SEP-2011 17:17:30	Bright	44.500	58	21Alp And	2.0730	11000.	89	49983	No
90	GOM_NL__2PRFIN20110920_172554_000000413106_00400_49983_7614.N1	20-SEP-2011 17:25:54	Bright	41.000	74	11Bet Cas	2.2680	6600.0	82	49983	No
91	GOM_NL__2PRFIN20110920_172732_000000433106_00400_49983_7615.N1	20-SEP-2011 17:27:32	Bright	42.500	76	27Gam Cas	2.3000	30000.	85	49983	No
92	GOM_NL__2PRFIN20110920_175047_000000483106_00400_49983_7616.N1	20-SEP-2011 17:50:47	Bright	47.500	24	66Alp Gem	1.5800	10200.	95	49983	No
93	GOM_NL__2PRFIN20110920_180005_000000653106_00400_49983_7617.N1	20-SEP-2011 18:00:05	Dark	64.500	8	10Alp CMi	0.40000	6500.0	129	49983	No
94	GOM_NL__2PRFIN20110920_181041_000000553106_00400_49983_7618.N1	20-SEP-2011 18:10:41	Dark	55.000	37	25Del CMa	1.8300	5900.0	110	49983	No
95	GOM_NL__2PRFIN20110920_181235_000000573106_00400_49983_7619.N1	20-SEP-2011 18:12:35	Dark	56.500	117	Pi Pup	2.7060	3800.0	113	49983	No
96	GOM_NL__2PRFIN20110920_181621_000000413106_00400_49983_7620.N1	20-SEP-2011 18:16:21	Dark	40.500	161	Tau Pup	2.9310	4500.0	81	49983	No
97	GOM_NL__2PRFIN20110920_181819_000000533106_00401_49984_7661.N1	20-SEP-2011 18:18:19	Dark	52.500	108	Alp Col	2.6520	15200.	105	49984	No
98	GOM_NL__2PRFIN20110920_183442_000000463106_00401_49984_7662.N1	20-SEP-2011 18:34:42	Straylight	46.000	84	Alp Phe	2.3970	4500.0	92	49984	No
99	GOM_NL__2PRFIN20110920_184200_000000553106_00401_49984_7663.N1	20-SEP-2011 18:42:00	Tw_i_and_stray	54.500	52	16Bet Cet	2.0370	4500.0	109	49984	No
100	GOM_NL__2PRFIN20110920_185613_000000383106_00401_49984_7664.N1	20-SEP-2011 18:56:13	Bright	37.500	93	53Bet Peg	2.5200	3100.0	75	49984	No
101	GOM_NL__2PRFIN20110920_185744_000000443106_00401_49984_7665.N1	20-SEP-2011 18:57:44	Bright	44.000	58	21Alp And	2.0730	11000.	88	49984	No

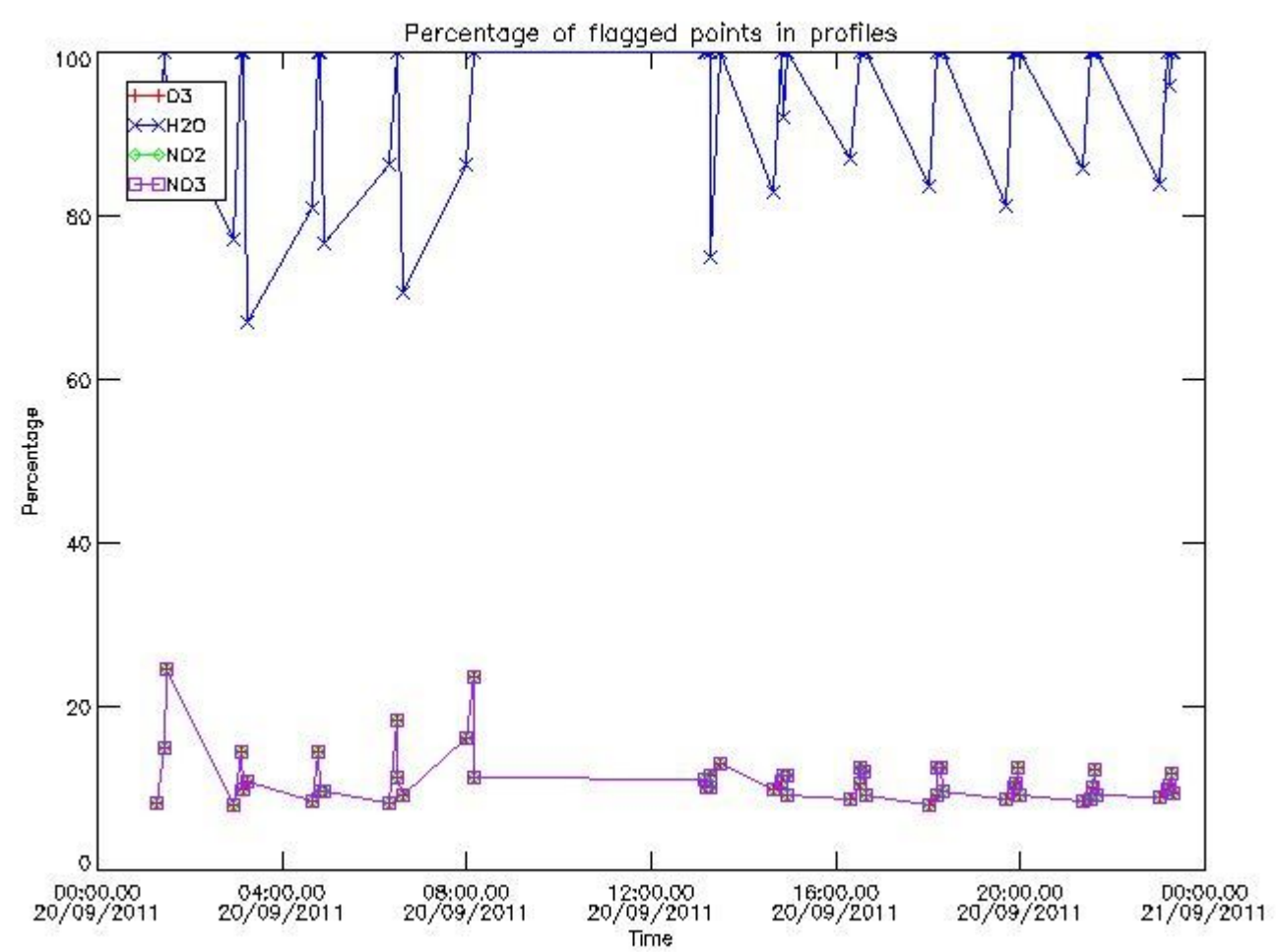
102	GOM_NL__2PRFIN20110920_190608_000000403106_00401_49984_7666.N1	20-SEP-2011 19:06:08	Bright	40.000	74	11Bet Cas	2.2680	6600.0	80	49984	No
103	GOM_NL__2PRFIN20110920_190745_000000433106_00401_49984_7667.N1	20-SEP-2011 19:07:45	Bright	42.500	76	27Gam Cas	2.3000	30000.	85	49984	No
104	GOM_NL__2PRFIN20110920_193101_000000493106_00401_49984_7668.N1	20-SEP-2011 19:31:01	Bright	49.000	24	66Alp Gem	1.5800	10200.	98	49984	No
105	GOM_NL__2PRFIN20110920_194020_000000653106_00401_49984_7669.N1	20-SEP-2011 19:40:20	Dark	64.500	8	10Alp CMi	0.40000	6500.0	129	49984	No
106	GOM_NL__2PRFIN20110920_195056_000000503106_00401_49984_7670.N1	20-SEP-2011 19:50:56	Dark	50.000	37	25Del CMa	1.8300	5900.0	100	49984	No
107	GOM_NL__2PRFIN20110920_195250_000000483106_00401_49984_7671.N1	20-SEP-2011 19:52:50	Dark	48.000	117	Pi Pup	2.7060	3800.0	96	49984	No
108	GOM_NL__2PRFIN20110920_195636_000000413106_00401_49984_7672.N1	20-SEP-2011 19:56:36	Dark	40.500	161	Tau Pup	2.9310	4500.0	81	49984	No
109	GOM_NL__2PRFIN20110920_195834_000000553106_00402_49985_7679.N1	20-SEP-2011 19:58:34	Dark	55.000	108	Alp Col	2.6520	15200.	110	49985	No
110	GOM_NL__2PRFIN20110920_201456_000000423106_00402_49985_7680.N1	20-SEP-2011 20:14:56	Straylight	42.000	84	Alp Phe	2.3970	4500.0	84	49985	No
111	GOM_NL__2PRFIN20110920_202214_000000543106_00402_49985_7681.N1	20-SEP-2011 20:22:14	Tw_i_and_stray	53.500	52	16Bet Cet	2.0370	4500.0	107	49985	No
112	GOM_NL__2PRFIN20110920_203627_000000393106_00402_49985_7682.N1	20-SEP-2011 20:36:27	Bright	38.500	93	53Bet Peg	2.5200	3100.0	77	49985	No
113	GOM_NL__2PRFIN20110920_203757_000000453106_00402_49985_7683.N1	20-SEP-2011 20:37:57	Bright	45.000	58	21Alp And	2.0730	11000.	90	49985	No
114	GOM_NL__2PRFIN20110920_204622_000000413106_00402_49985_7684.N1	20-SEP-2011 20:46:22	Bright	40.500	74	11Bet Cas	2.2680	6600.0	81	49985	No
115	GOM_NL__2PRFIN20110920_204759_000000423106_00402_49985_7685.N1	20-SEP-2011 20:47:59	Bright	41.500	76	27Gam Cas	2.3000	30000.	83	49985	No
116	GOM_NL__2PRFIN20110920_211115_000000503106_00402_49985_7686.N1	20-SEP-2011 21:11:15	Bright	49.500	24	66Alp Gem	1.5800	10200.	99	49985	No
117	GOM_NL__2PRFIN20110920_212034_000000603106_00402_49985_7687.N1	20-SEP-2011 21:20:34	Dark	59.500	8	10Alp CMi	0.40000	6500.0	119	49985	No
118	GOM_NL__2PRFIN20110920_213110_000000593106_00402_49985_7688.N1	20-SEP-2011 21:31:10	Dark	58.500	37	25Del CMa	1.8300	5900.0	117	49985	No
119	GOM_NL__2PRFIN20110920_213304_000000513106_00402_49985_7689.N1	20-SEP-2011 21:33:04	Dark	50.500	117	Pi Pup	2.7060	3800.0	101	49985	No
120	GOM_NL__2PRFIN20110920_213650_000000423106_00402_49985_7690.N1	20-SEP-2011 21:36:50	Dark	41.500	161	Tau Pup	2.9310	4500.0	83	49985	No
121	GOM_NL__2PRFIN20110920_213849_000000563106_00403_49986_7692.N1	20-SEP-2011 21:38:49	Dark	56.000	108	Alp Col	2.6520	15200.	112	49986	No
122	GOM_NL__2PRFIN20110920_215511_000000423106_00403_49986_7693.N1	20-SEP-2011 21:55:11	Straylight	41.500	84	Alp Phe	2.3970	4500.0	83	49986	No
123	GOM_NL__2PRFIN20110920_220228_000000533106_00403_49986_7694.N1	20-SEP-2011 22:02:28	Tw_i_and_stray	53.000	52	16Bet Cet	2.0370	4500.0	106	49986	No
124	GOM_NL__2PRFIN20110920_221256_000000393106_00403_49986_7695.N1	20-SEP-2011 22:12:56	Bright	38.500	90	54Alp Peg	2.4870	11000.	77	49986	No
125	GOM_NL__2PRFIN20110920_221641_000000403106_00403_49986_7696.N1	20-SEP-2011 22:16:41	Bright	39.500	93	53Bet Peg	2.5200	3100.0	79	49986	No
126	GOM_NL__2PRFIN20110920_221810_000000443106_00403_49986_7697.N1	20-SEP-2011 22:18:10	Bright	44.000	58	21Alp And	2.0730	11000.	88	49986	No
127	GOM_NL__2PRFIN20110920_222635_000000523106_00403_49986_7698.N1	20-SEP-2011 22:26:35	Bright	52.000	74	11Bet Cas	2.2680	6600.0	104	49986	No
128	GOM_NL__2PRFIN20110920_222812_000000423106_00403_49986_7699.N1	20-SEP-2011 22:28:12	Bright	41.500	76	27Gam Cas	2.3000	30000.	83	49986	No
129	GOM_NL__2PRFIN20110920_225130_000000643106_00403_49986_7700.N1	20-SEP-2011 22:51:30	Bright	63.500	24	66Alp Gem	1.5800	10200.	127	49986	No
130	GOM_NL__2PRFIN20110920_230049_000000563106_00403_49986_7701.N1	20-SEP-2011 23:00:49	Dark	56.000	8	10Alp CMi	0.40000	6500.0	112	49986	No
131	GOM_NL__2PRFIN20110920_231125_000000523106_00403_49986_7702.N1	20-SEP-2011 23:11:25	Dark	52.000	37	25Del CMa	1.8300	5900.0	104	49986	No
132	GOM_NL__2PRFIN20110920_231319_000000503106_00403_49986_7703.N1	20-SEP-2011 23:13:19	Dark	49.500	117	Pi Pup	2.7060	3800.0	99	49986	No
133	GOM_NL__2PRFIN20110920_231705_000000443106_00403_49986_7704.N1	20-SEP-2011 23:17:05	Dark	43.500	161	Tau Pup	2.9310	4500.0	87	49986	No
134	GOM_NL__2PRFIN20110920_231904_000000543106_00404_49987_7705.N1	20-SEP-2011 23:19:04	Dark	54.000	108	Alp Col	2.6520	15200.	108	49987	No
135	GOM_NL__2PRFIN20110920_233525_000000433106_00404_49987_7706.N1	20-SEP-2011 23:35:25	Straylight	43.000	84	Alp Phe	2.3970	4500.0	86	49987	No
136	GOM_NL__2PRFIN20110920_234242_000000523106_00404_49987_7707.N1	20-SEP-2011 23:42:42	Tw_i_and_stray	51.500	52	16Bet Cet	2.0370	4500.0	103	49987	No
137	GOM_NL__2PRFIN20110920_235654_000000403106_00404_49987_7708.N1	20-SEP-2011 23:56:54	Bright	39.500	93	53Bet Peg	2.5200	3100.0	79	49987	No
138	GOM_NL__2PRFIN20110920_235824_000000443106_00404_49987_7709.N1	20-SEP-2011 23:58:24	Bright	44.000	58	21Alp And	2.0730	11000.	88	49987	No

### 3. Quality information per product

In this section it is plotted some information contained in the Quality Summary data set of the level 2 products. Only products in dark limb conditions and without errors (error flag in the MPH set to "0") are used.

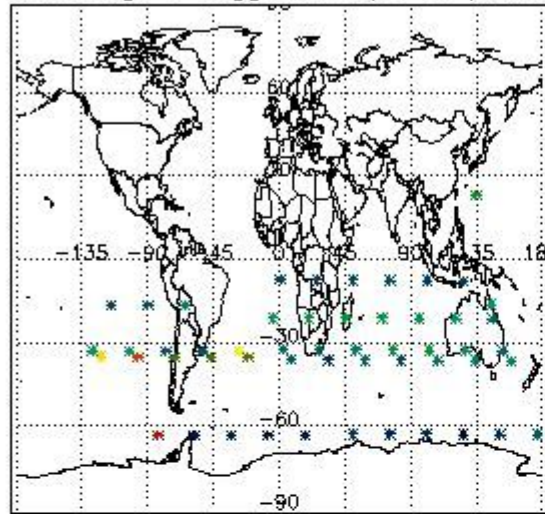
#### 3.1 Plot quality information per product (time dependant)



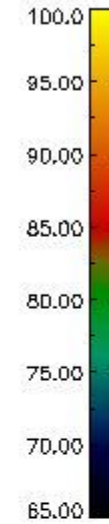
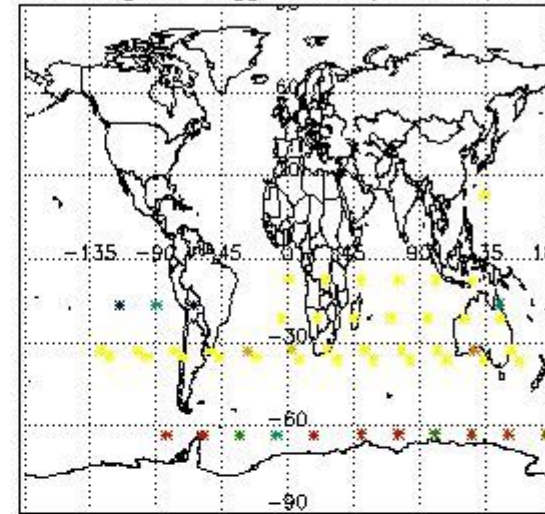


3.2 Plot quality information per product (world map)

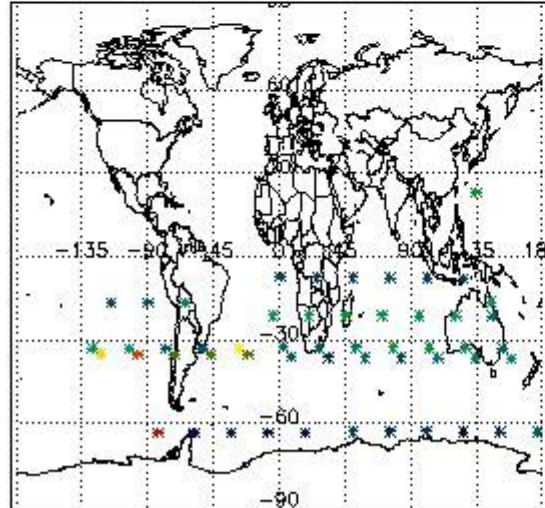
Percentage of flagged data per O3 profile



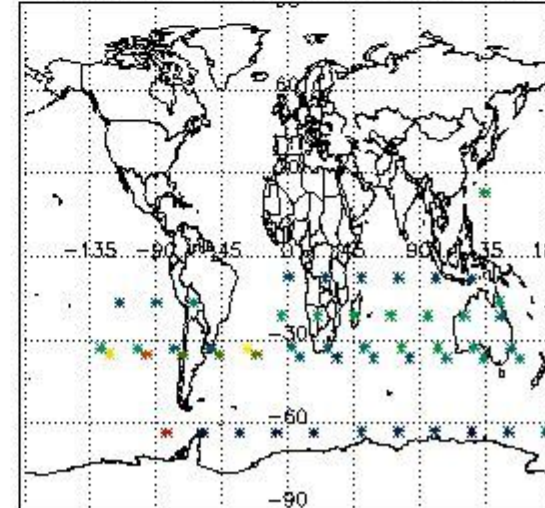
Percentage of flagged data per H2O profile



Percentage of flagged data per NO2 profile



Percentage of flagged data per NO3 profile

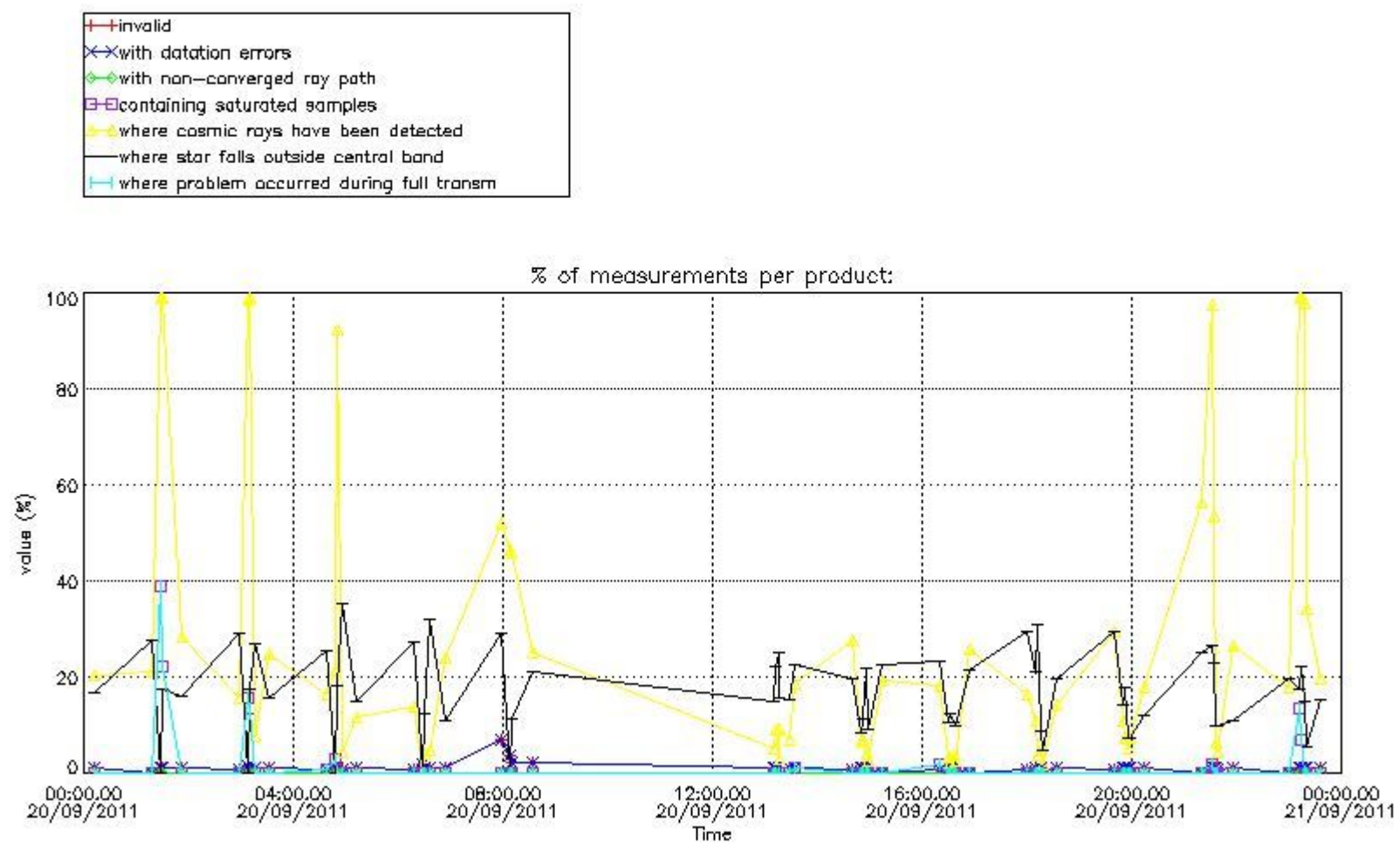


#### 4. Level 1 quality information per product

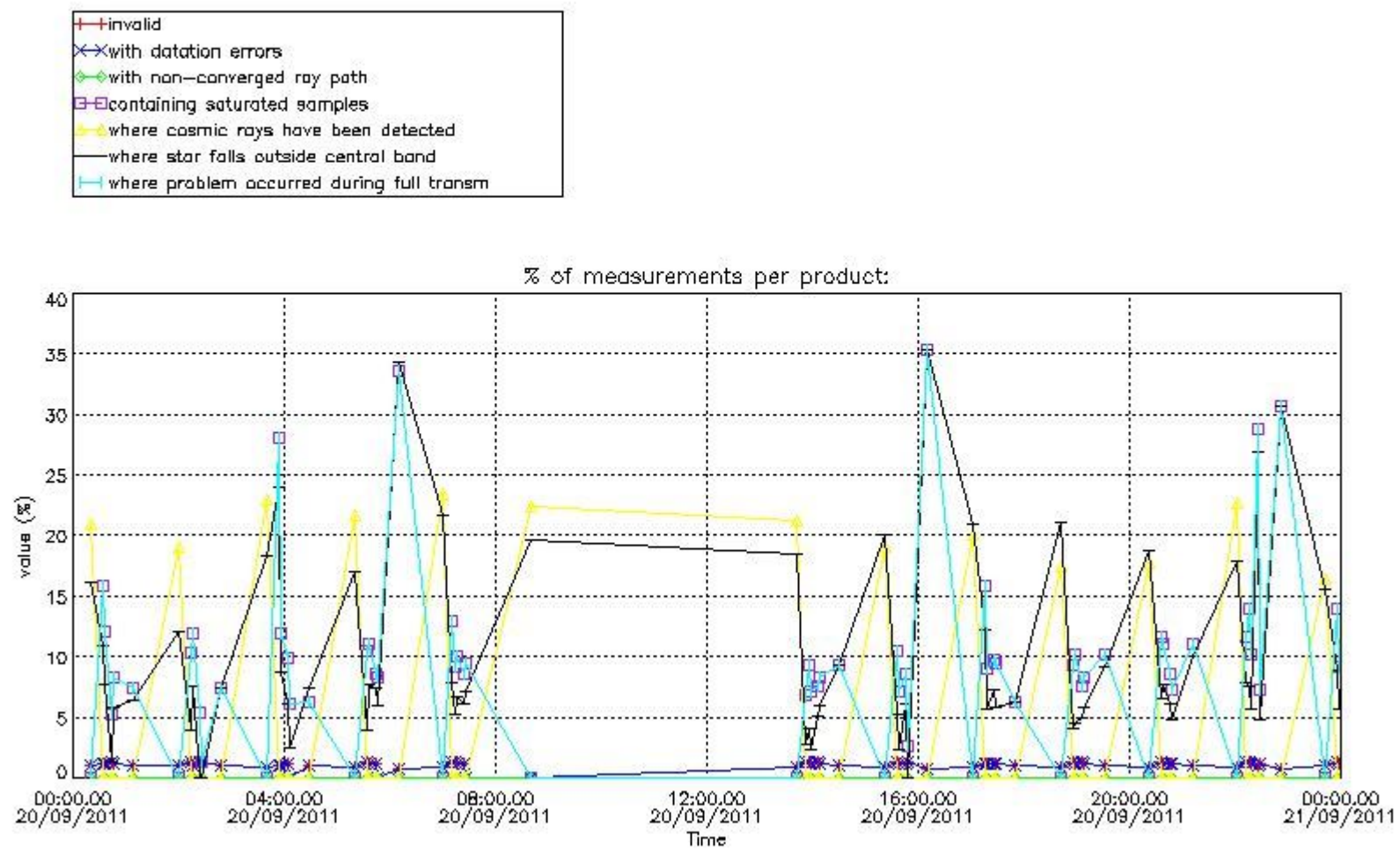
In this section it is plotted some information contained in the Quality Summary data set of the level 2 products that comes from the level 1b processing. Products without errors (error flag in the MPH set to "0") are used.

##### 4.1 Plot quality information per product (time dependant) coming from level 1b processing

###### 4.1.1 Plot level 1 quality information per product (time dependant): ENVISAT ASCENDING passes



4.1.2 Plot level 1 quality information per product (time dependant): ENVI SAT DESCENDING passes

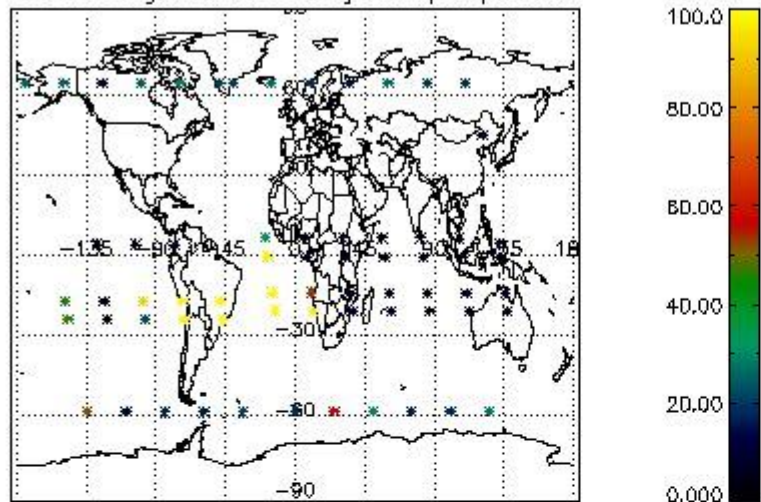


#### 4.2 Plot quality information per product coming from level 1b processing (world map)

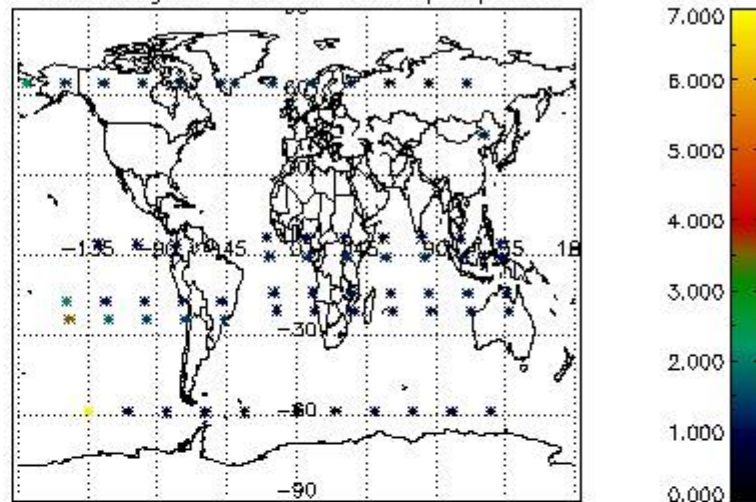
##### 4.2.1 Plot level 1 quality information per product (world map): ENVISAT ASCENDING passes



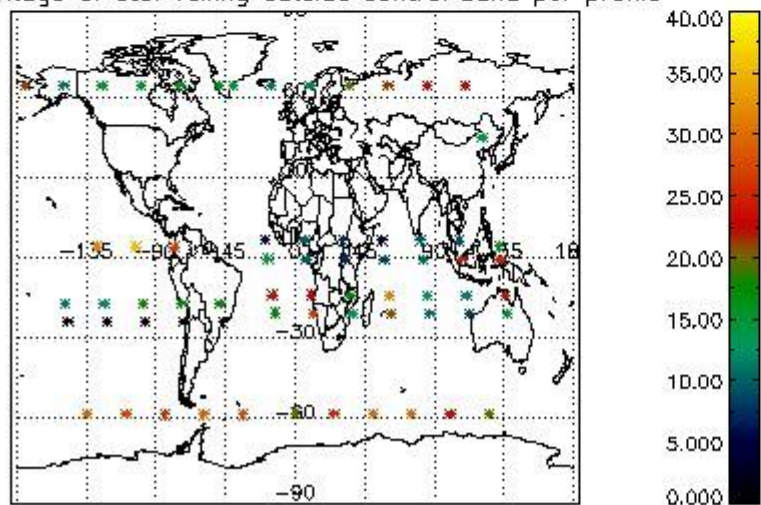
Percentage of cosmic ray hits per profile



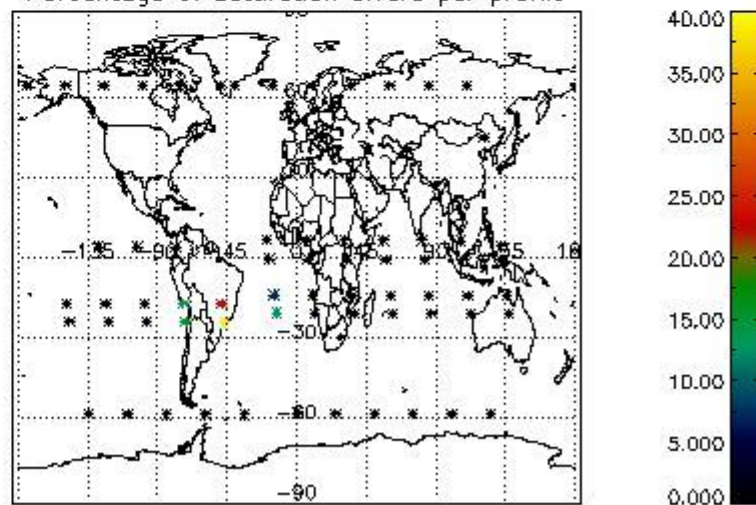
Percentage of datation errors per profile



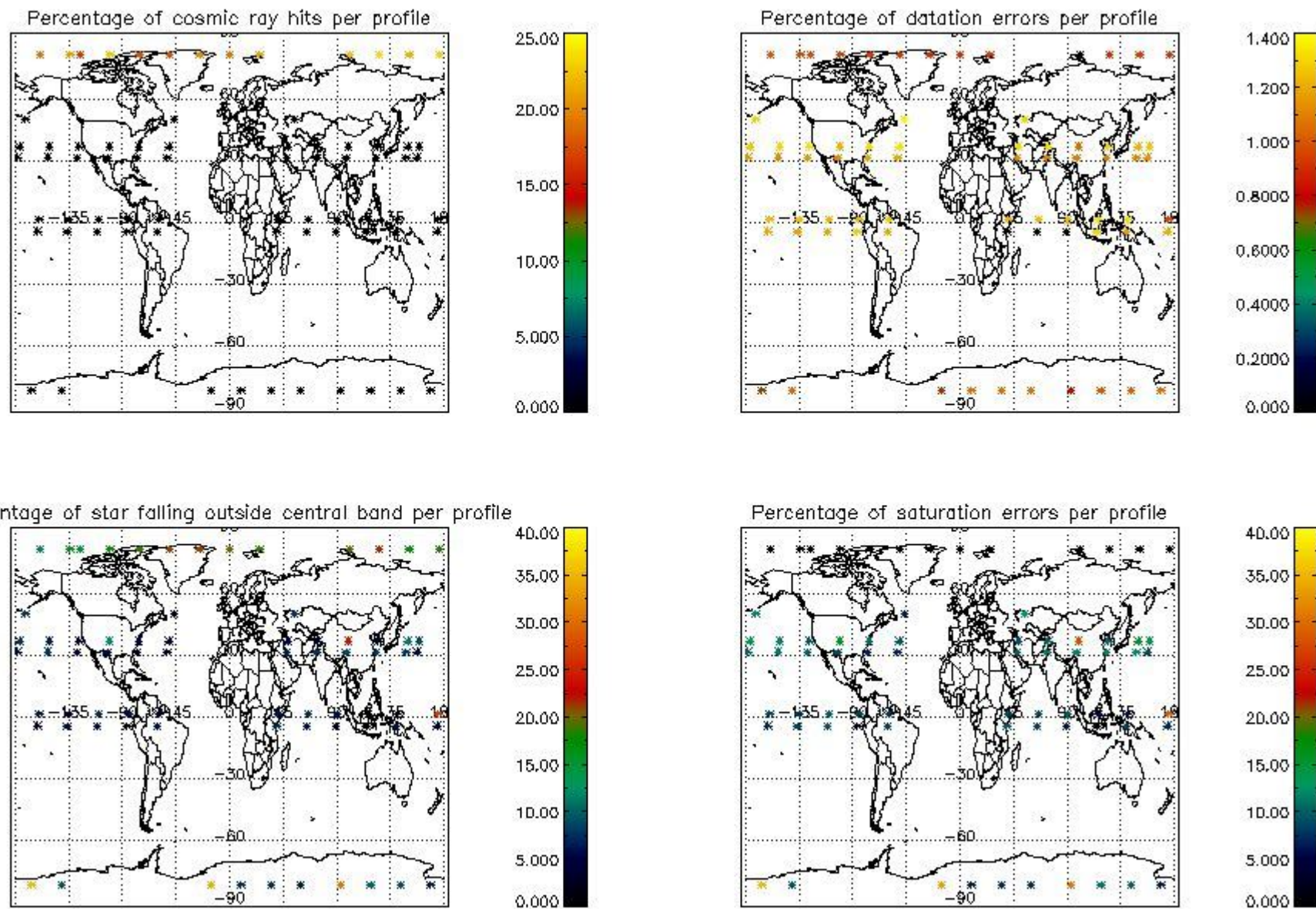
Percentage of star falling outside central band per profile



Percentage of saturation errors per profile



4.2.2 Plot level 1 quality information per product (world map): ENVISAT DESCENDING passes



## 5. Trace gas profiles

### 5.1 Ozone statistics based on quality of products

The final quality of the products can be "measured" using the STD (Standard Deviation) attached to every point profile. This information is written to the parameter GOM\_NL\_\_2P/NL\_LOCAL\_SPECIES\_DENSITY/o3\_std of the level 2 products. The table below shows the statistics for given STD ranges.

The statistics are given with respect to the overall valid production:

- Products without fatal errors: GOM\_NL\_\_2P/MPH/PRODUCT\_ERR=0
- Valid point profile: GOM\_NL\_\_2P/NL\_LOCAL\_SPECIES\_DENSITY/pcd(0)=0

The 'Criteria' is applied to valid points of dark limb products:

- Products in dark limb illumination condition: GOM\_NL\_\_2P/NL\_SUMMARY\_QUALITY/obs\_ill\_cond=0
- Products without fatal errors: GOM\_NL\_\_2P/MPH/PRODUCT\_ERR=0
- Valid point profile: GOM\_NL\_\_2P/NL\_LOCAL\_SPECIES\_DENSITY/pcd(0)=0

So, the table below shows the percentage of dark limb and valid observations for each criteria with respect to the overall valid daily observations.

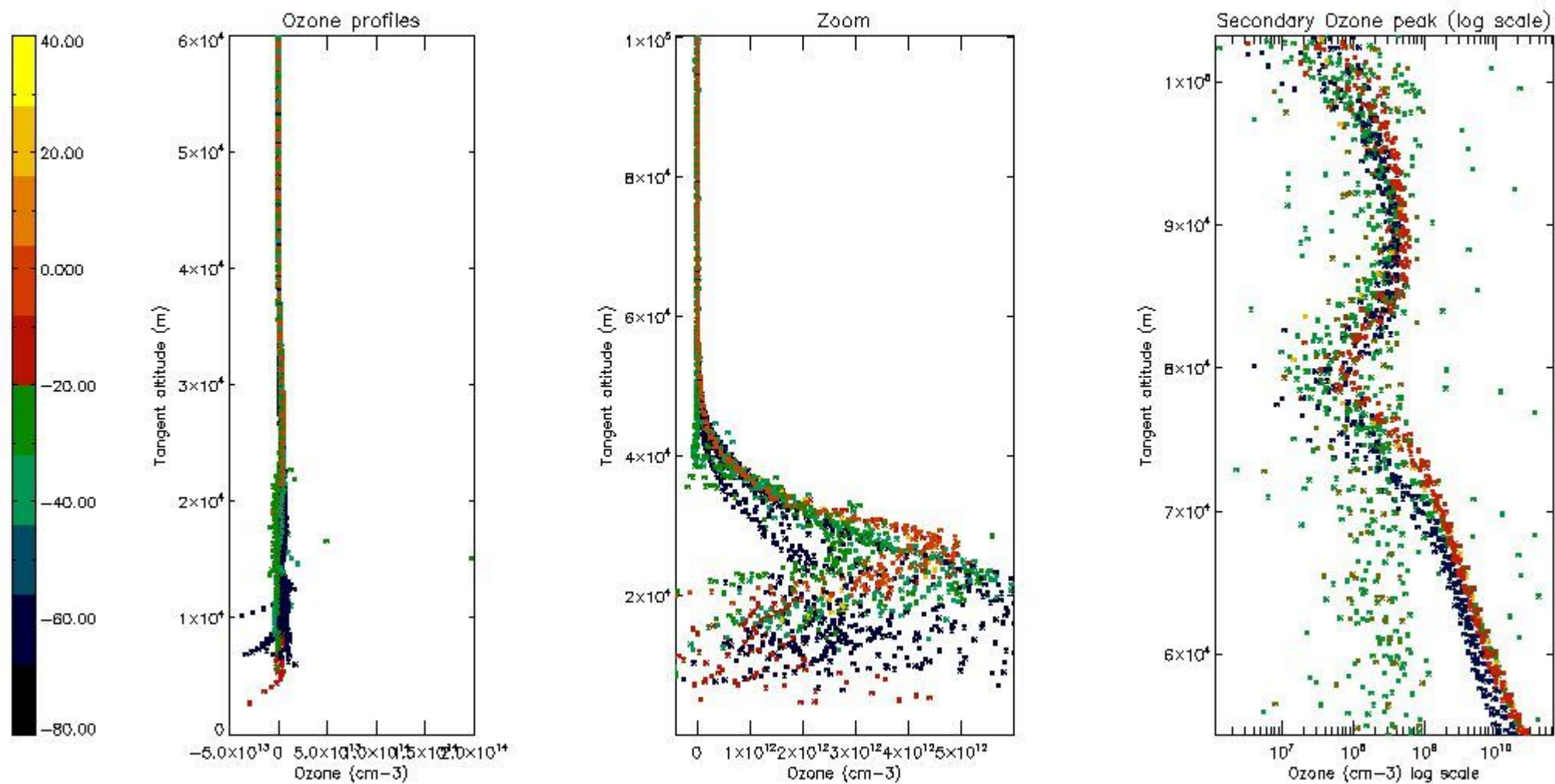
Criteria	% of total production
All STD	42
STD < 20	20



STD < 10	15
STD < 5	11

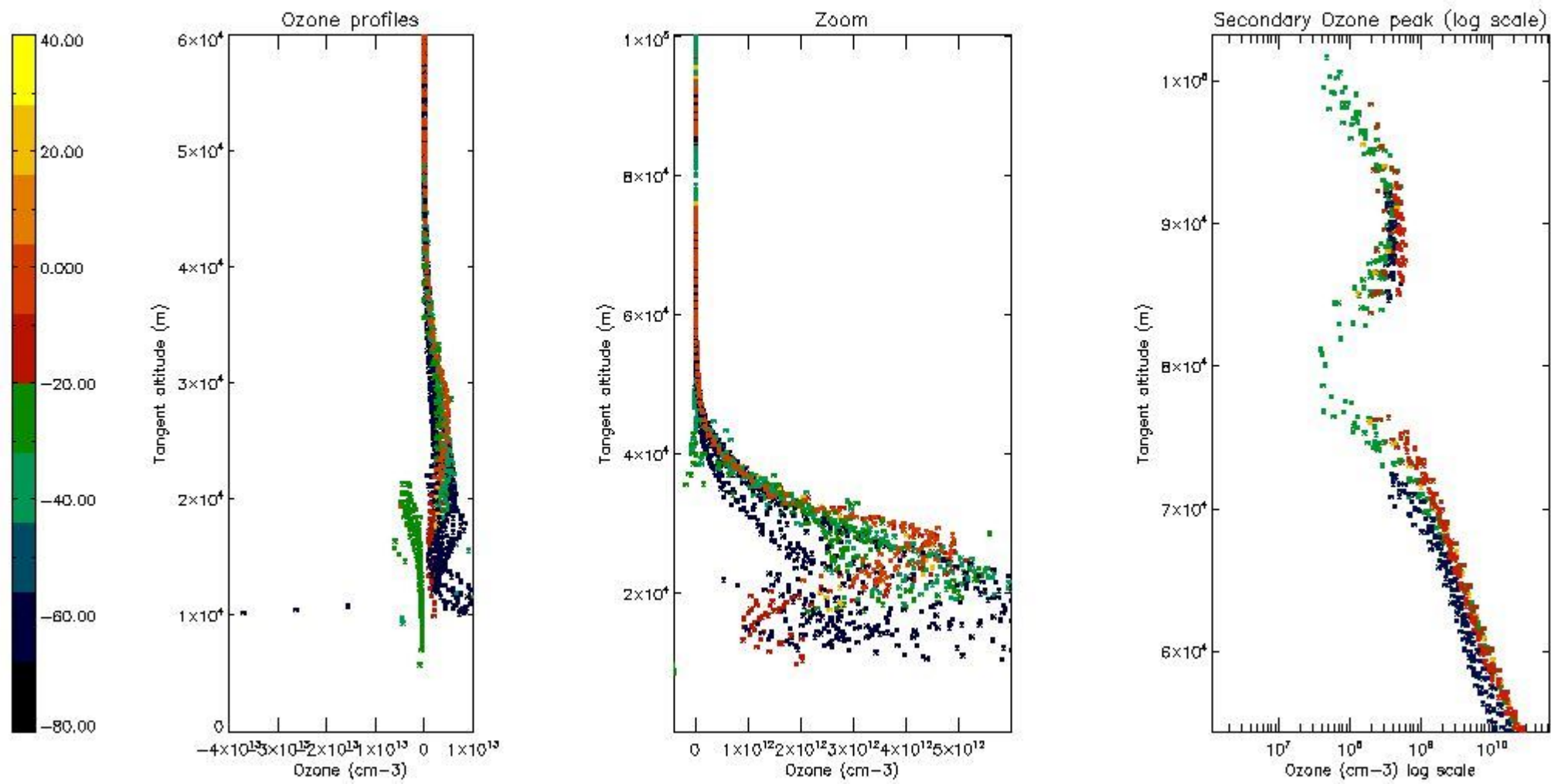
5.2 Plot ozone profiles for all STD (dark without errors)

The colorbar represents the latitude.



5.3 Plot ozone profiles where STD < 20% (dark without errors)

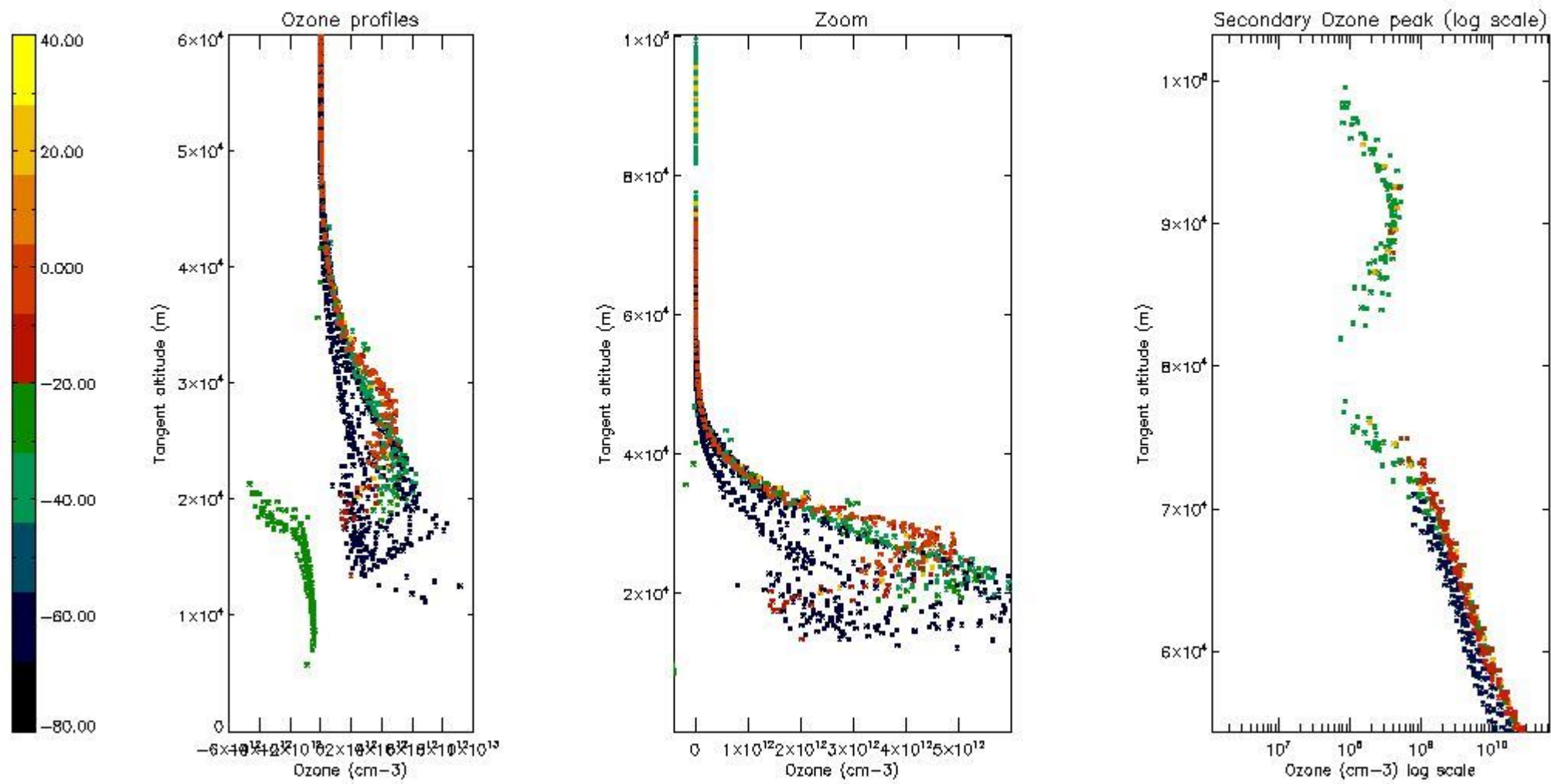
The colorbar represents the latitude.



*5.4 Plot ozone profiles where STD < 10% (dark without errors)*

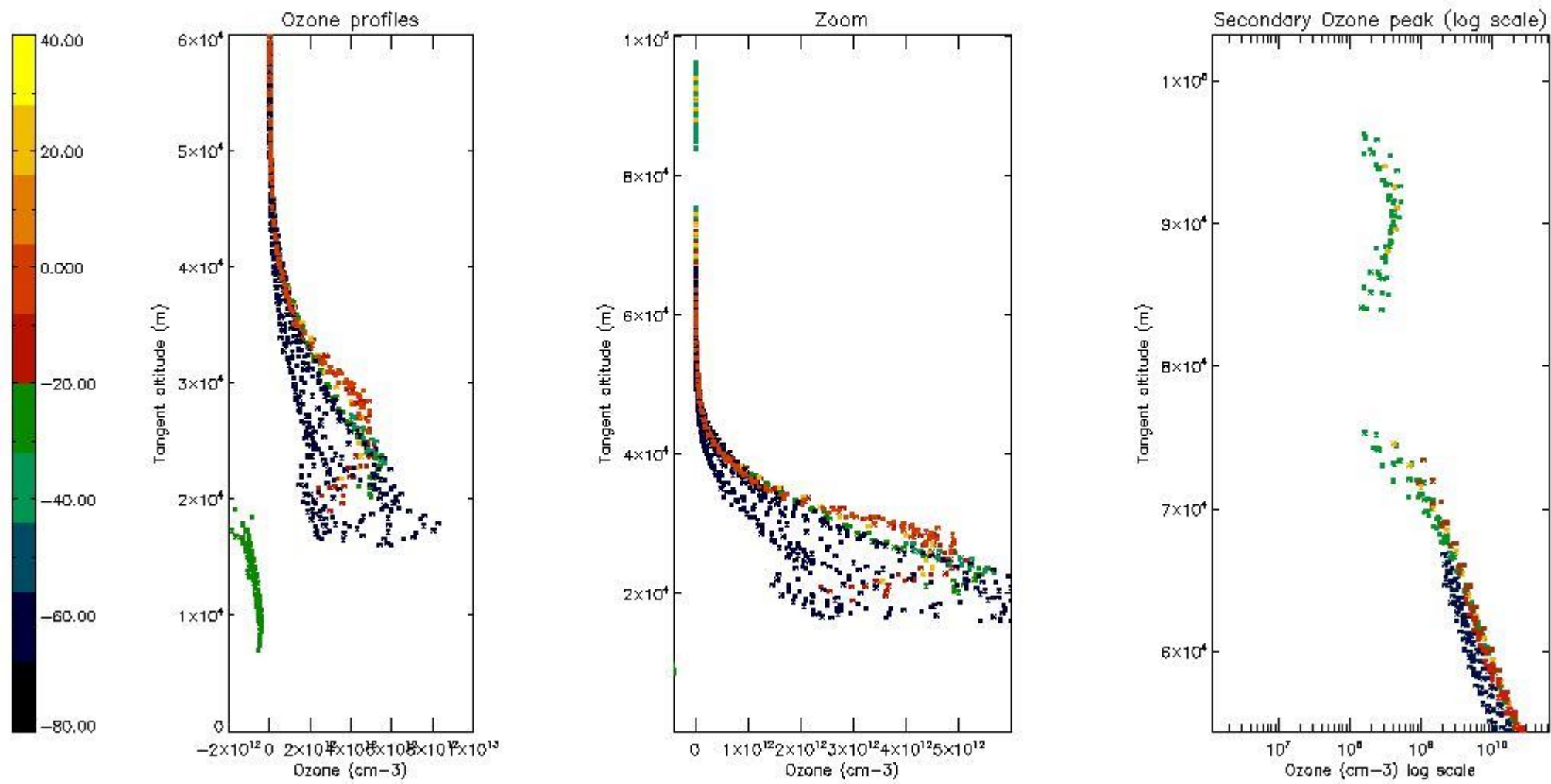
The colorbar represents the latitude.





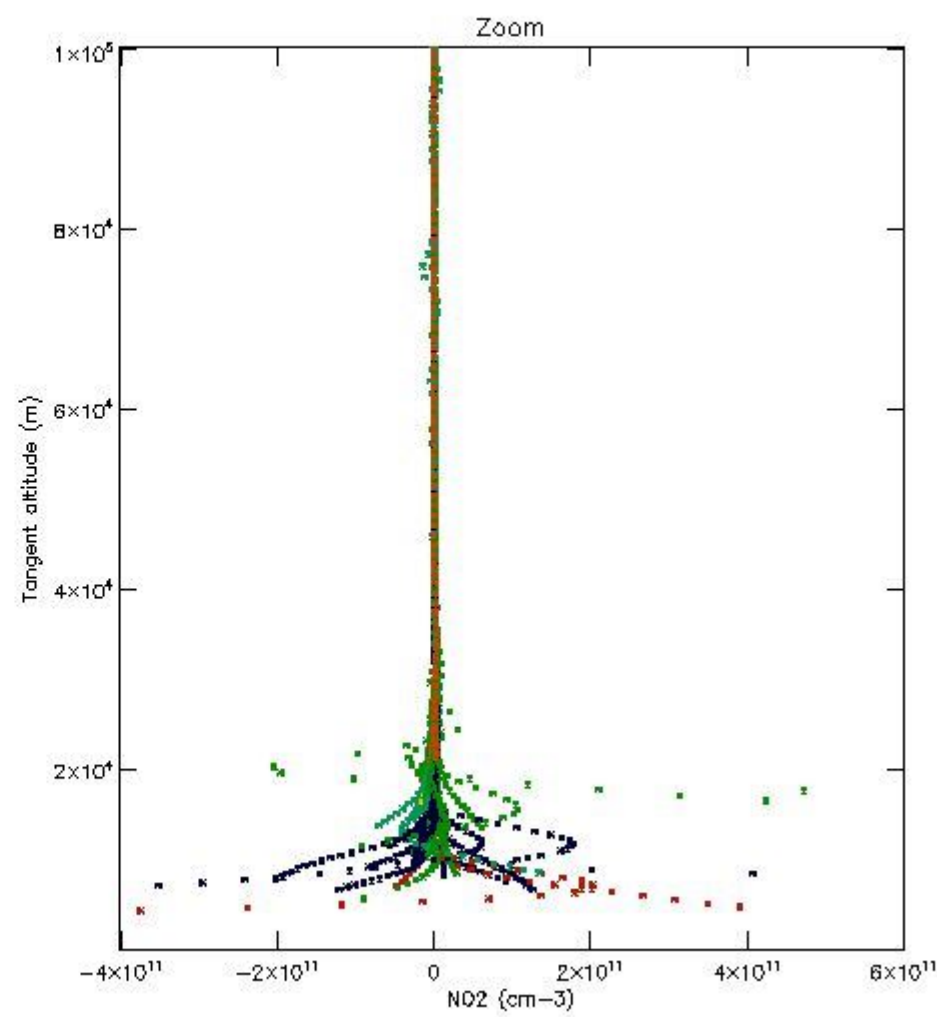
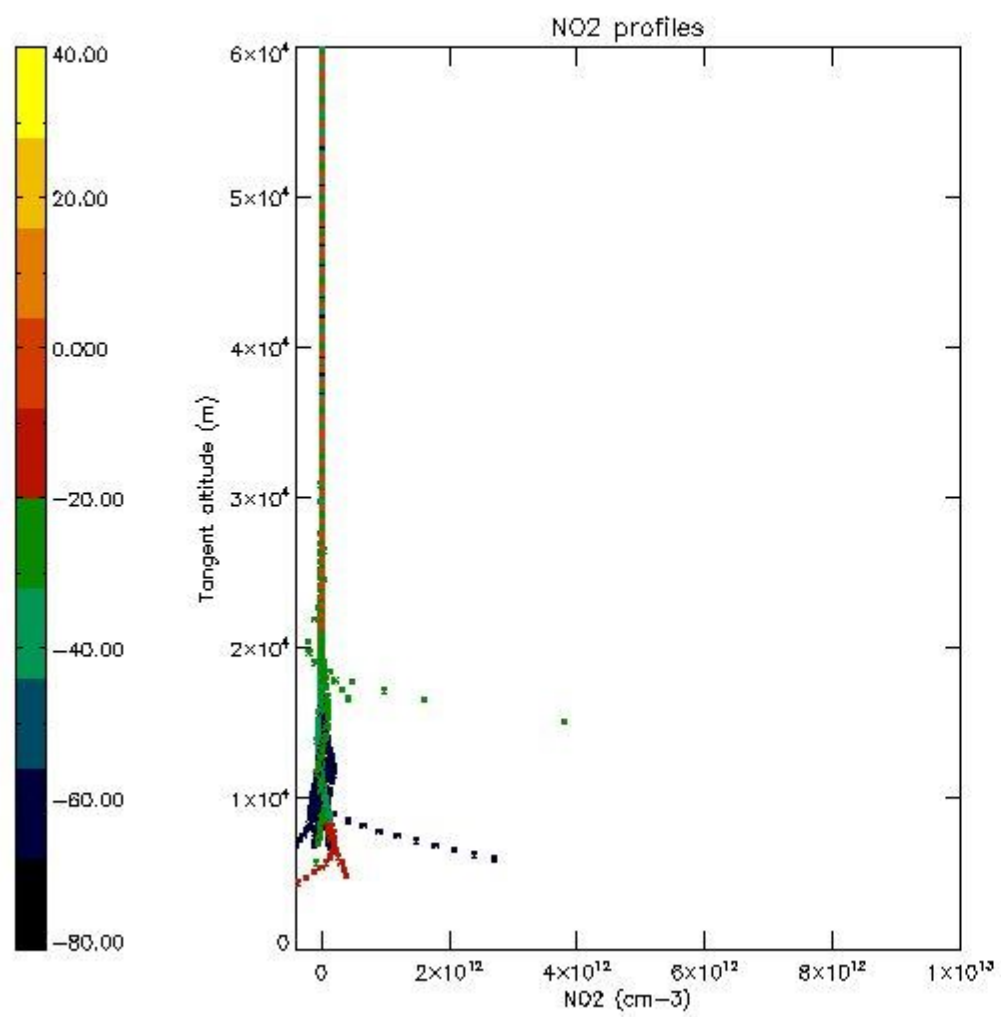
*5.5 Plot ozone profiles where STD < 5% (dark without errors)*

The colorbar represents the latitude.



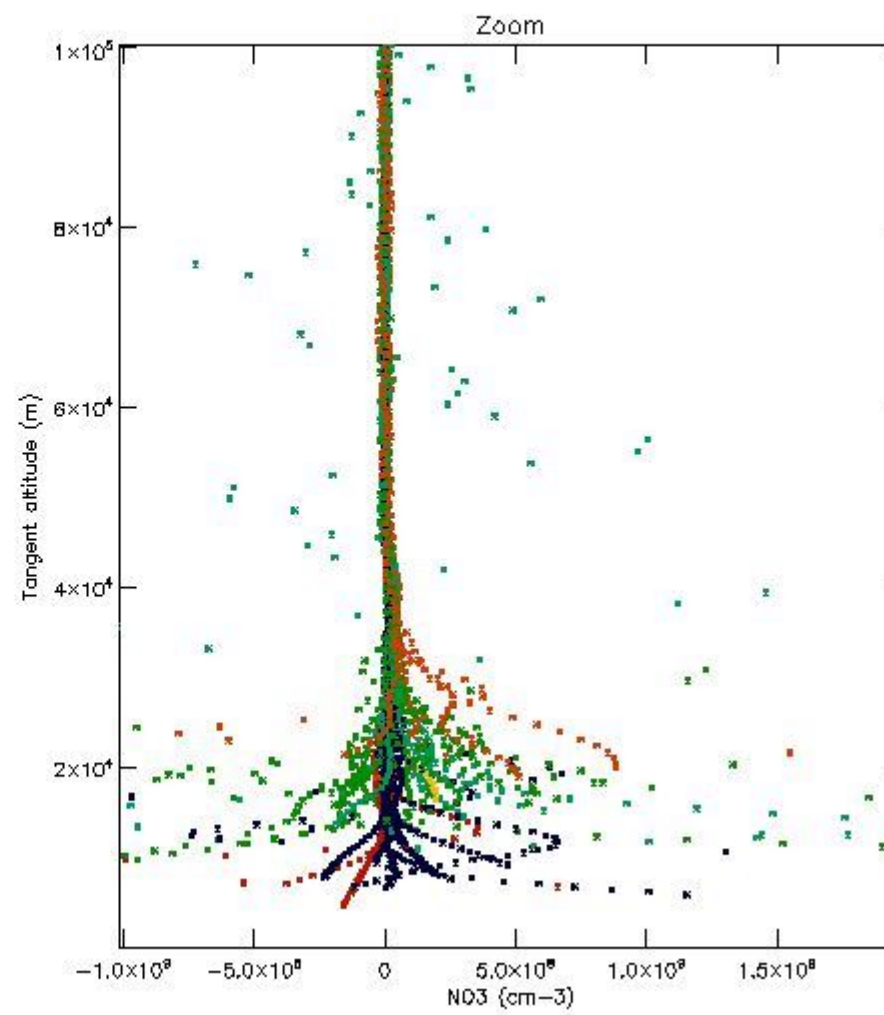
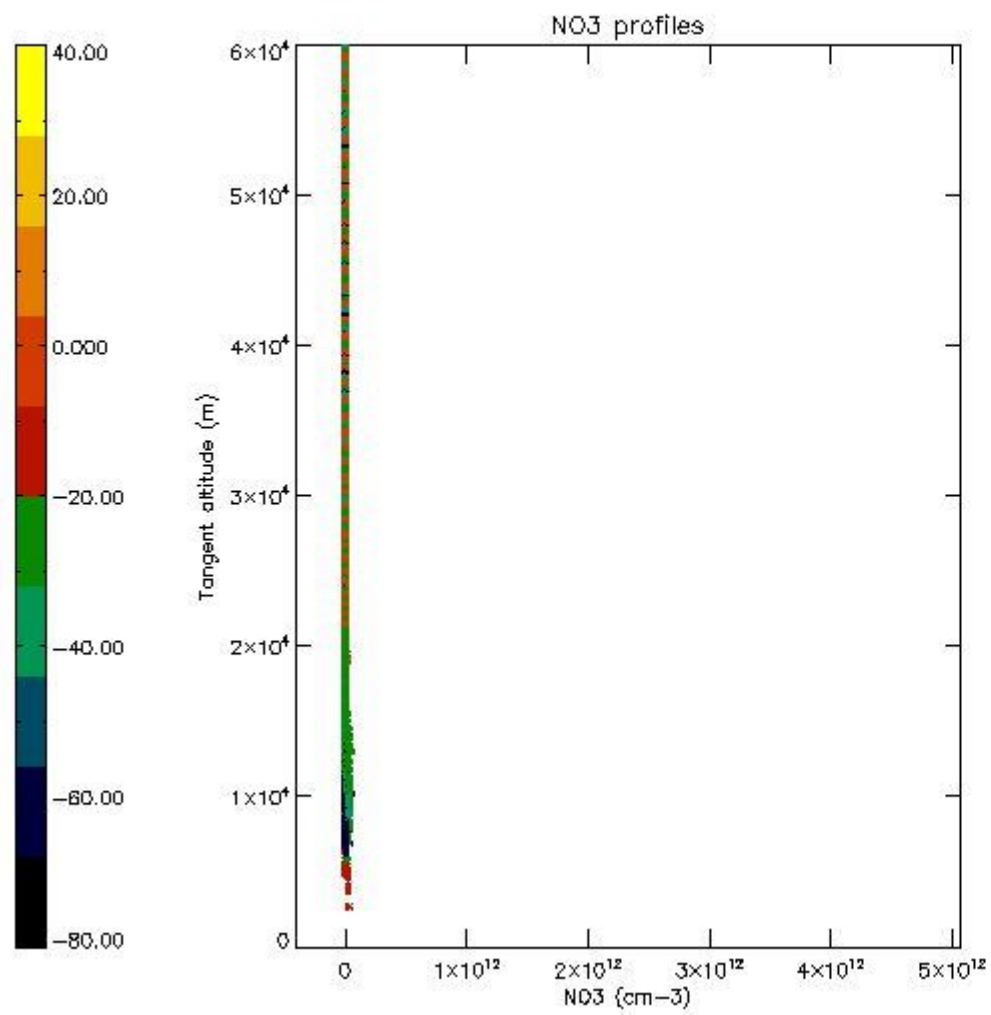
*5.6 Plot NO<sub>2</sub> profiles for all STD (dark without errors)*

The colorbar represents the latitude.



*5.7 Plot NO<sub>3</sub> profiles for all STD (dark without errors)*

The colorbar represents the latitude.

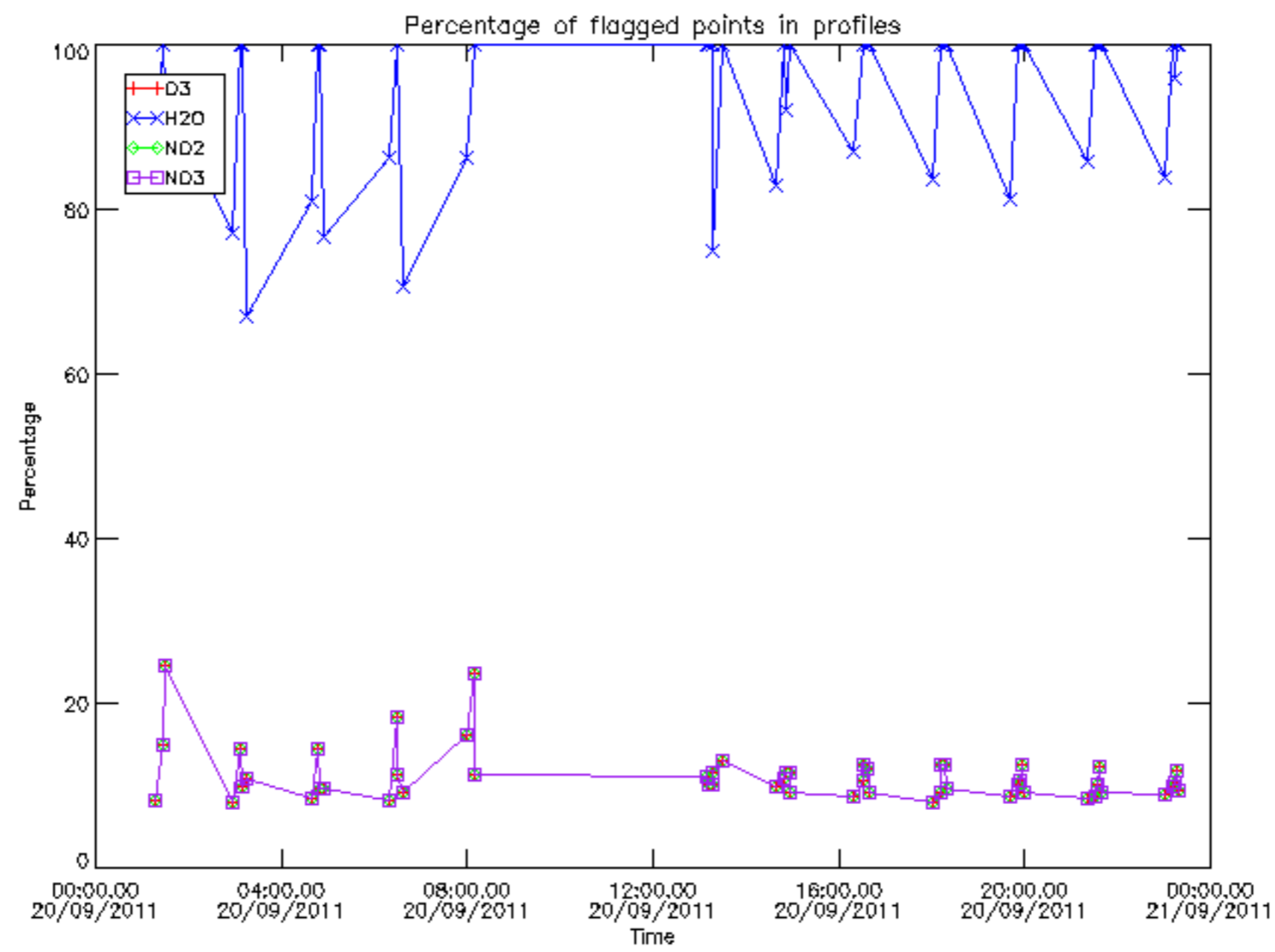


## 6. Auxiliary Data Files used for the production reported in section 2

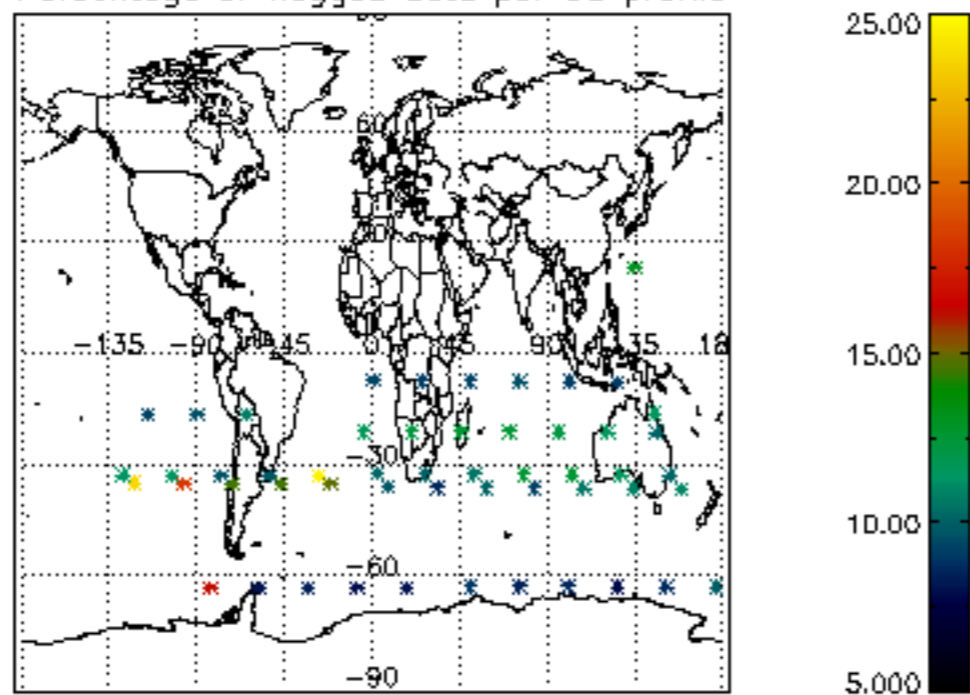
The number reported in the third column indicates since which file (see list in section 2) the corresponding auxiliary file has been used. The fourth column is the date of those product files.

Type	Auxiliary Filename	Used since product	Used since product date
INST_PHYS_CHARACTERISTICS	GOM_INS_AXVIEC20091111_143220_20030716_120000_20500101_000000	1	20-SEP-2011 00:12:04
LEVEL-2_PROC_CONFIG	GOM_PR2_AXVIEC20091111_152718_20020301_000000_20500101_000000	1	20-SEP-2011 00:12:04
CROSS_SECTIONS_FILE	GOM_CRS_AXVIEC20091111_154832_20020301_000000_20500101_000000	1	20-SEP-2011 00:12:04

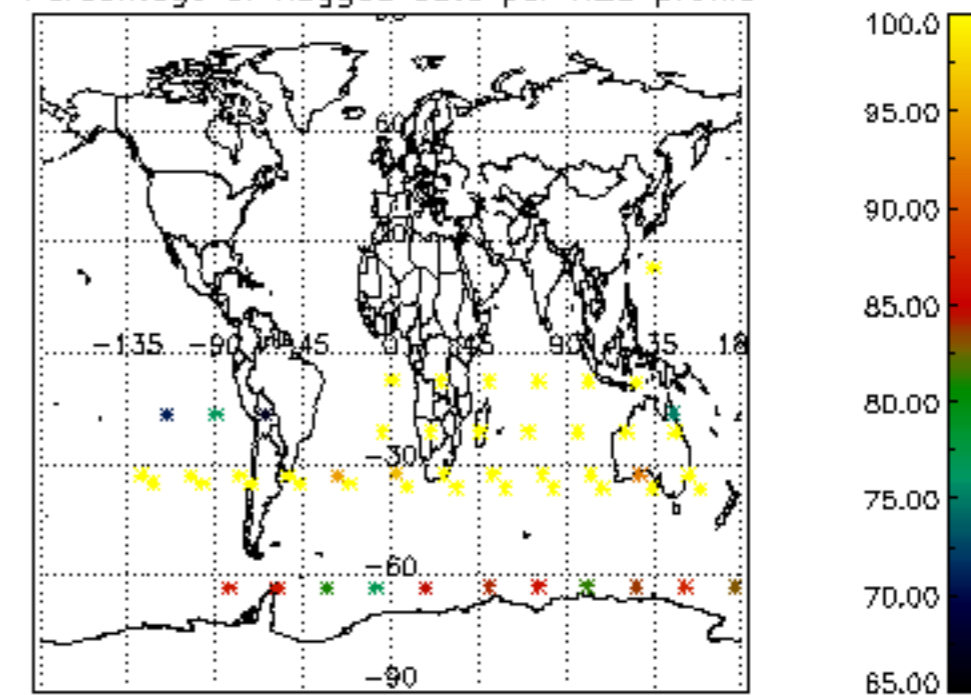




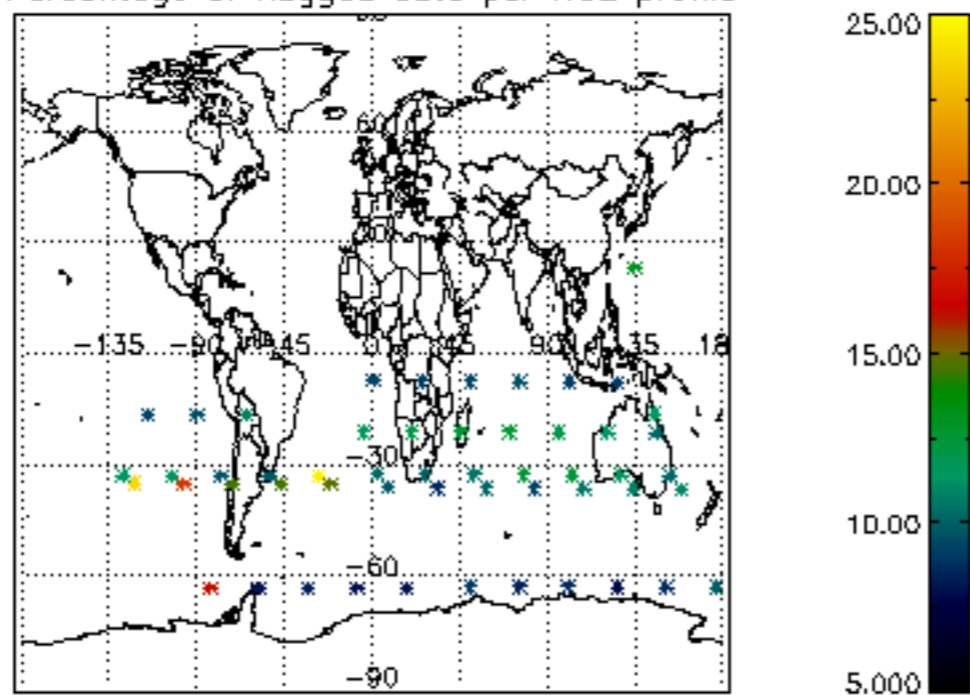
Percentage of flagged data per D3 profile



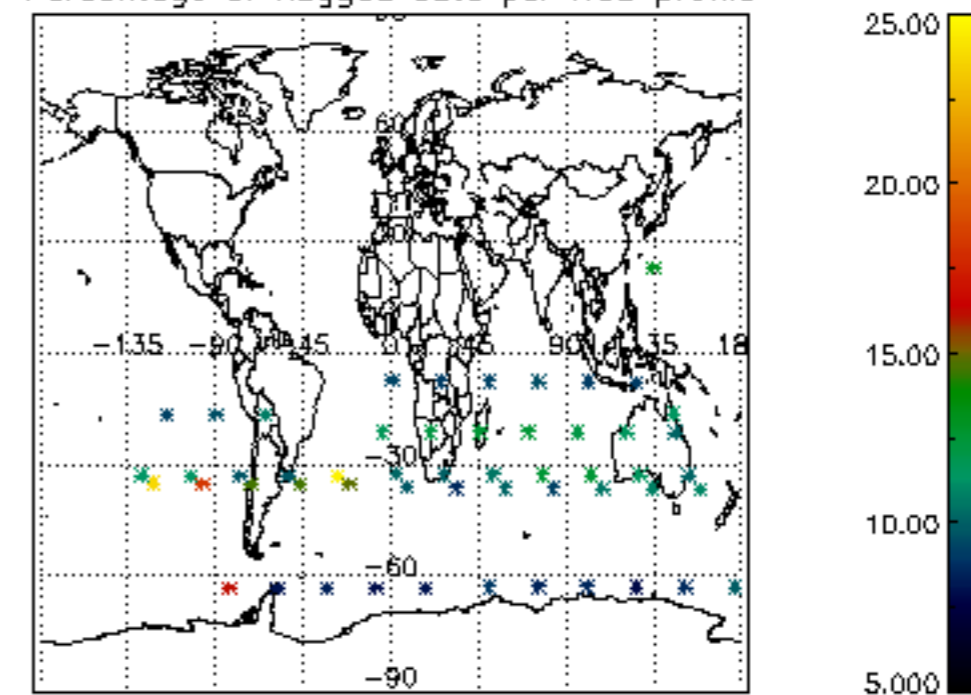
Percentage of flagged data per H2O profile

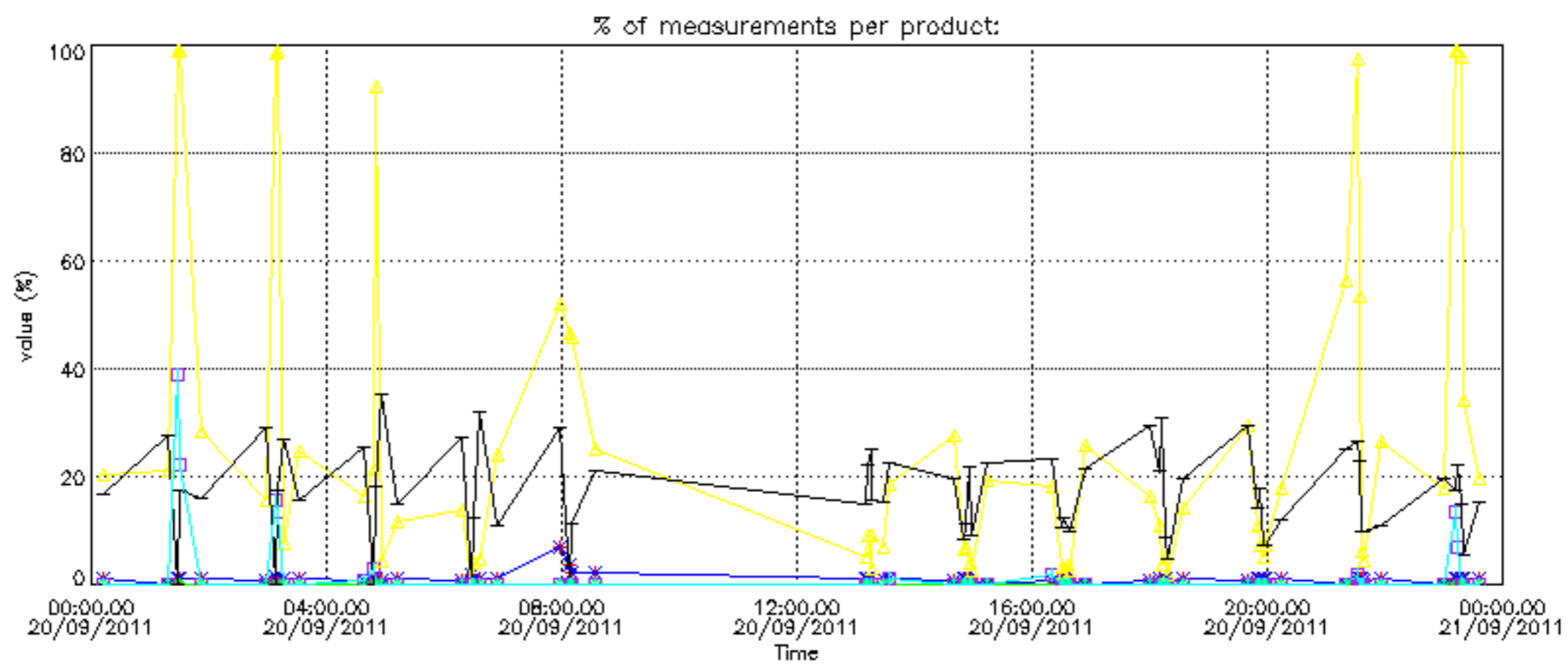
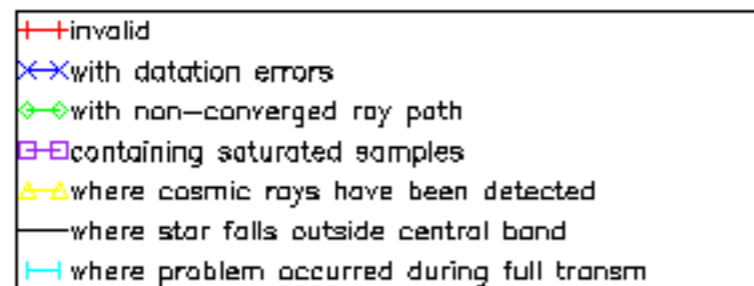


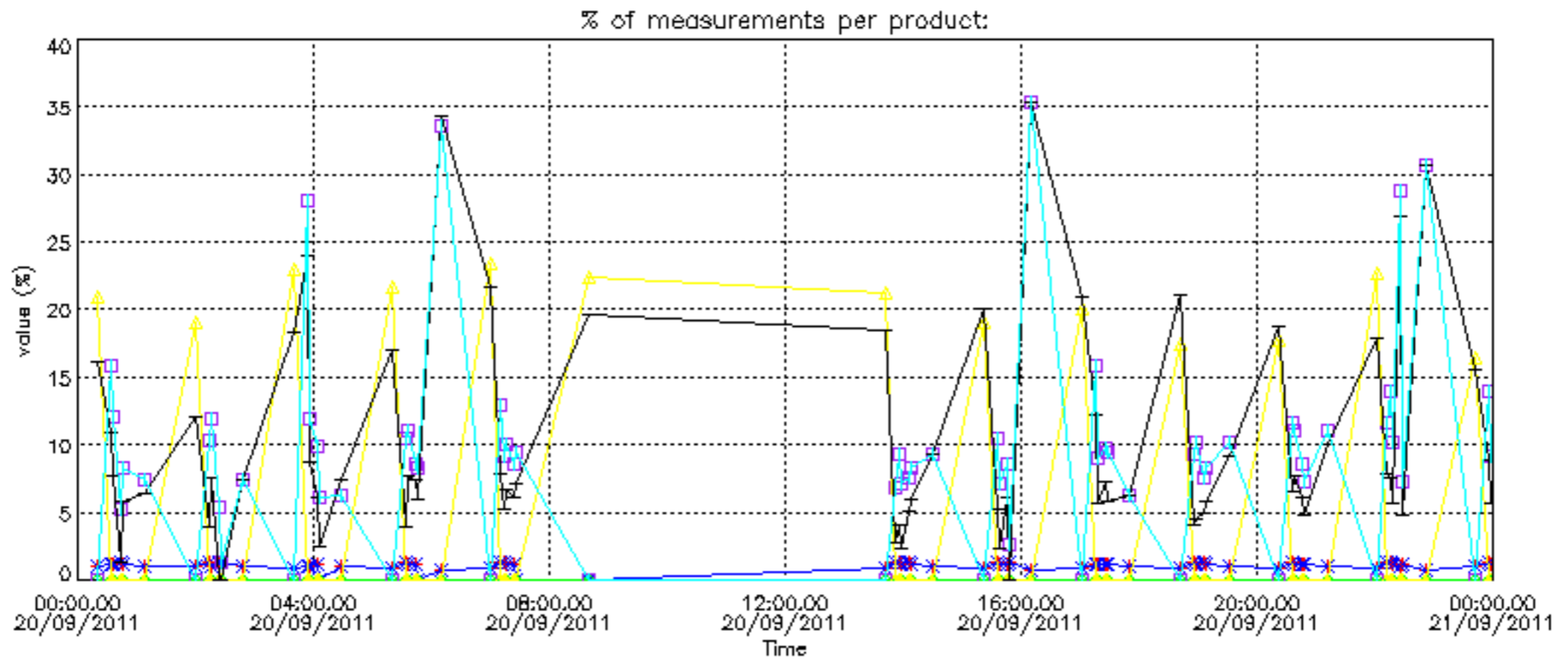
Percentage of flagged data per NO2 profile



Percentage of flagged data per NO3 profile

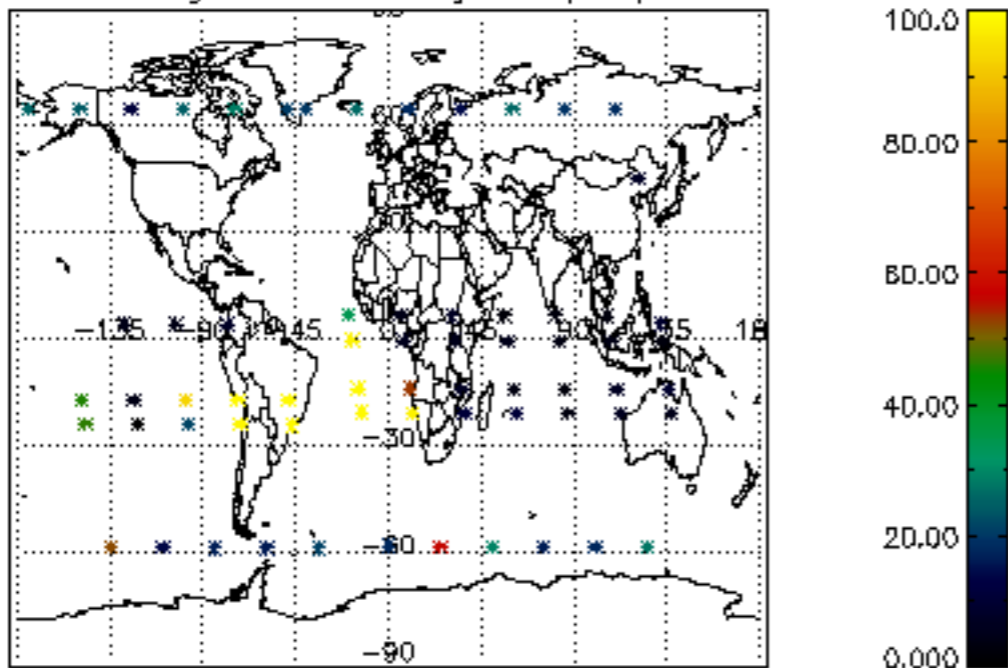




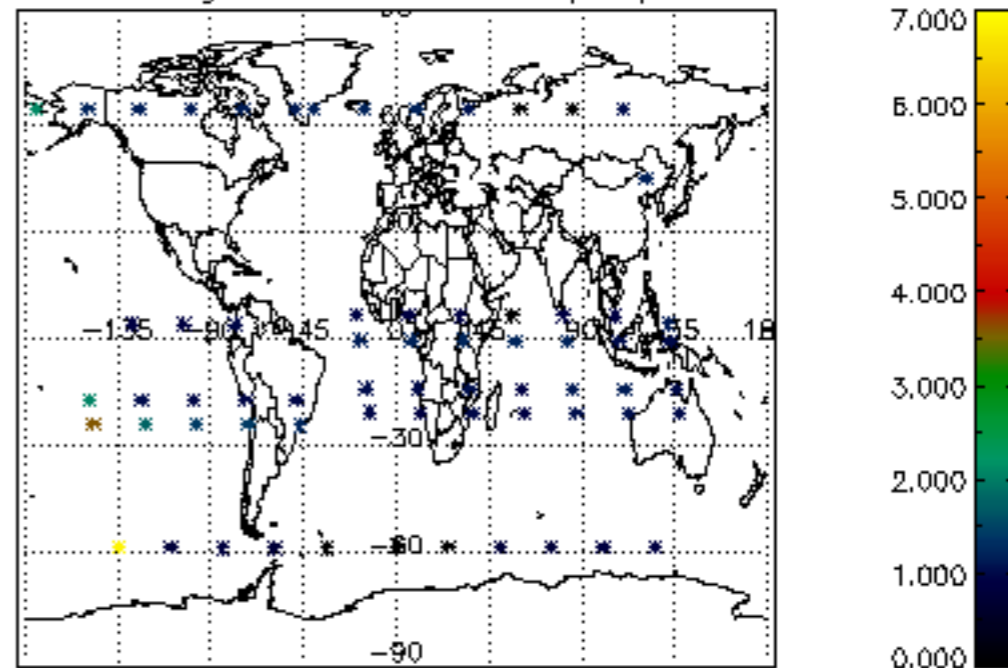




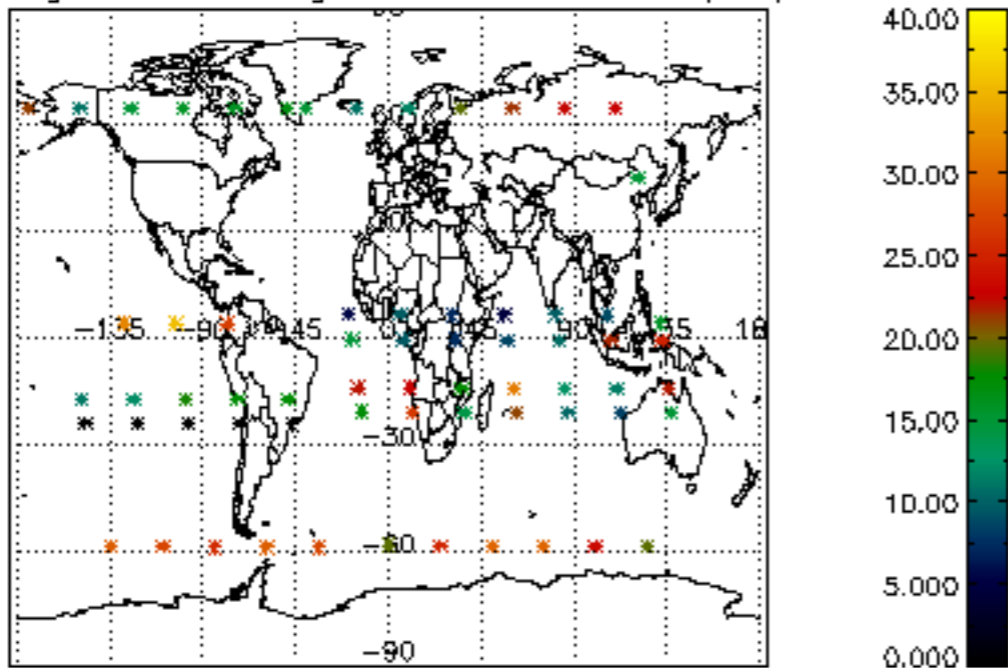
Percentage of cosmic ray hits per profile



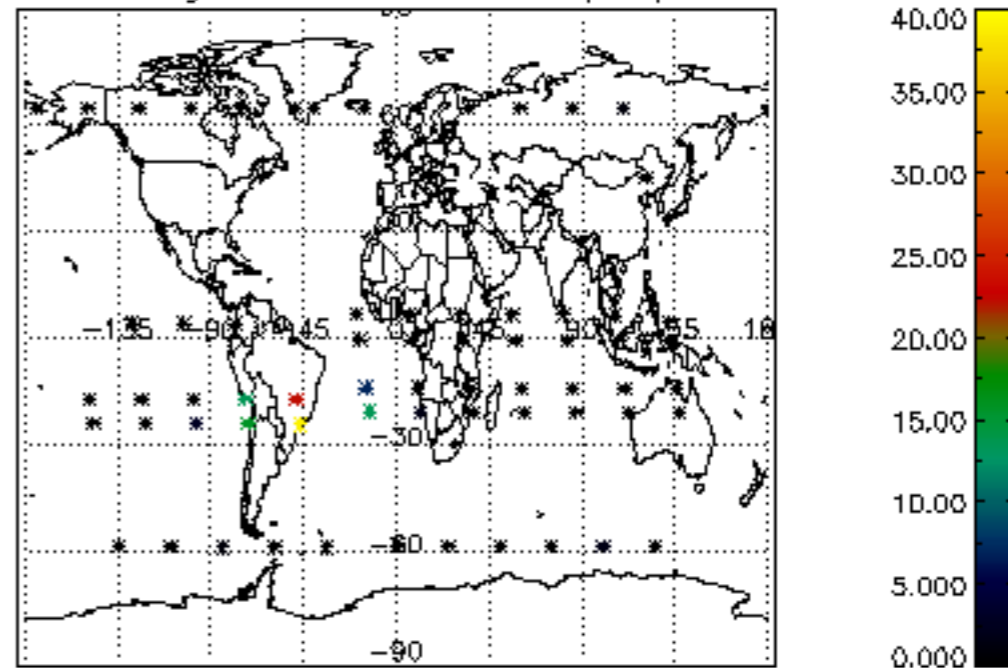
Percentage of datation errors per profile



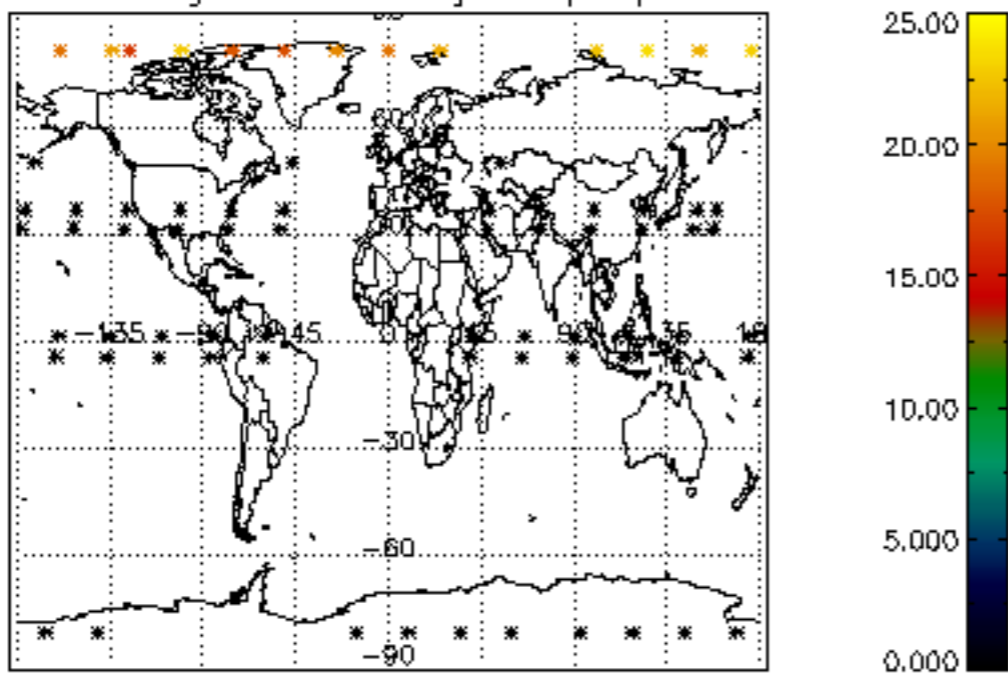
Percentage of star falling outside central band per profile



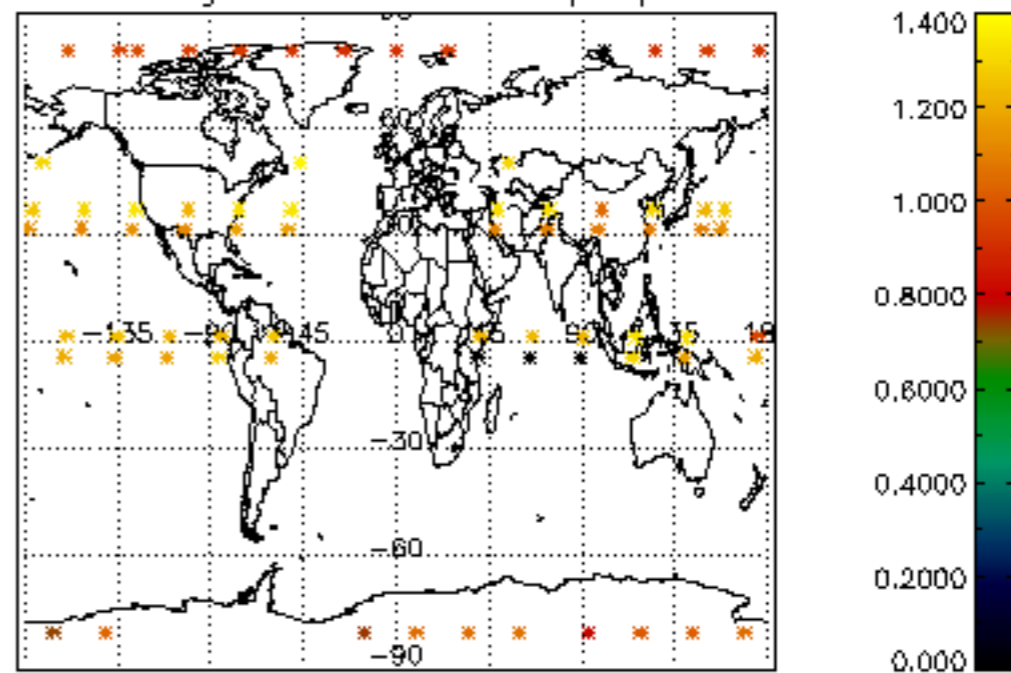
Percentage of saturation errors per profile



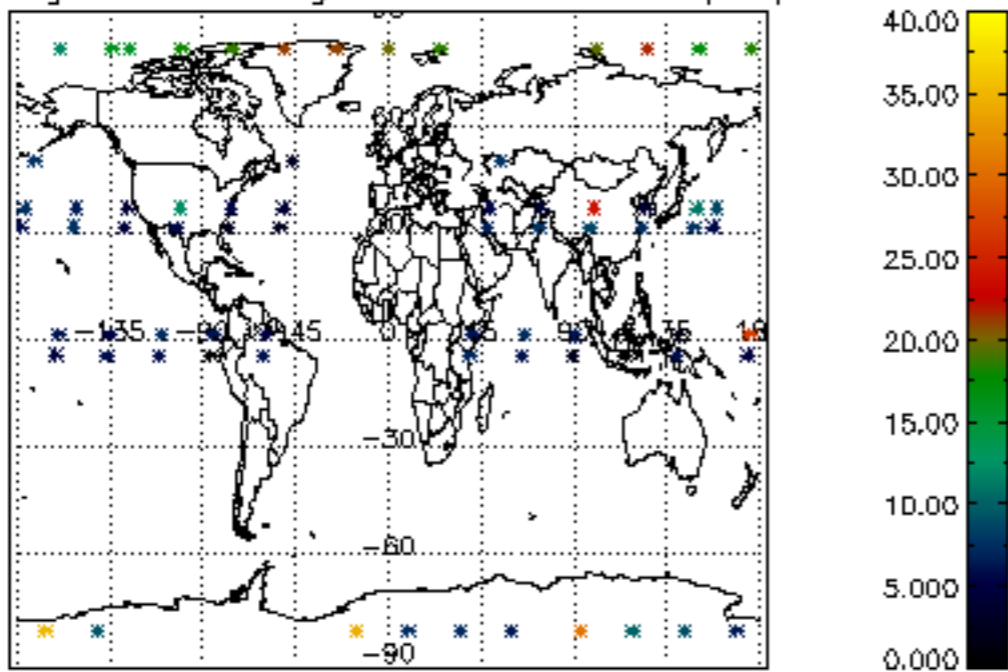
Percentage of cosmic ray hits per profile



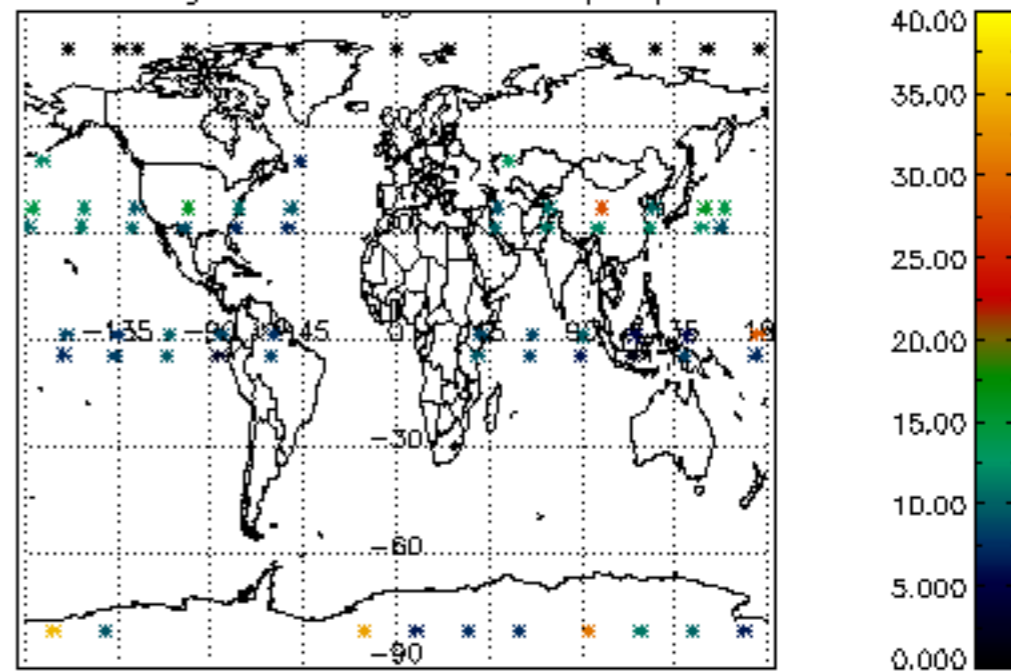
Percentage of datation errors per profile

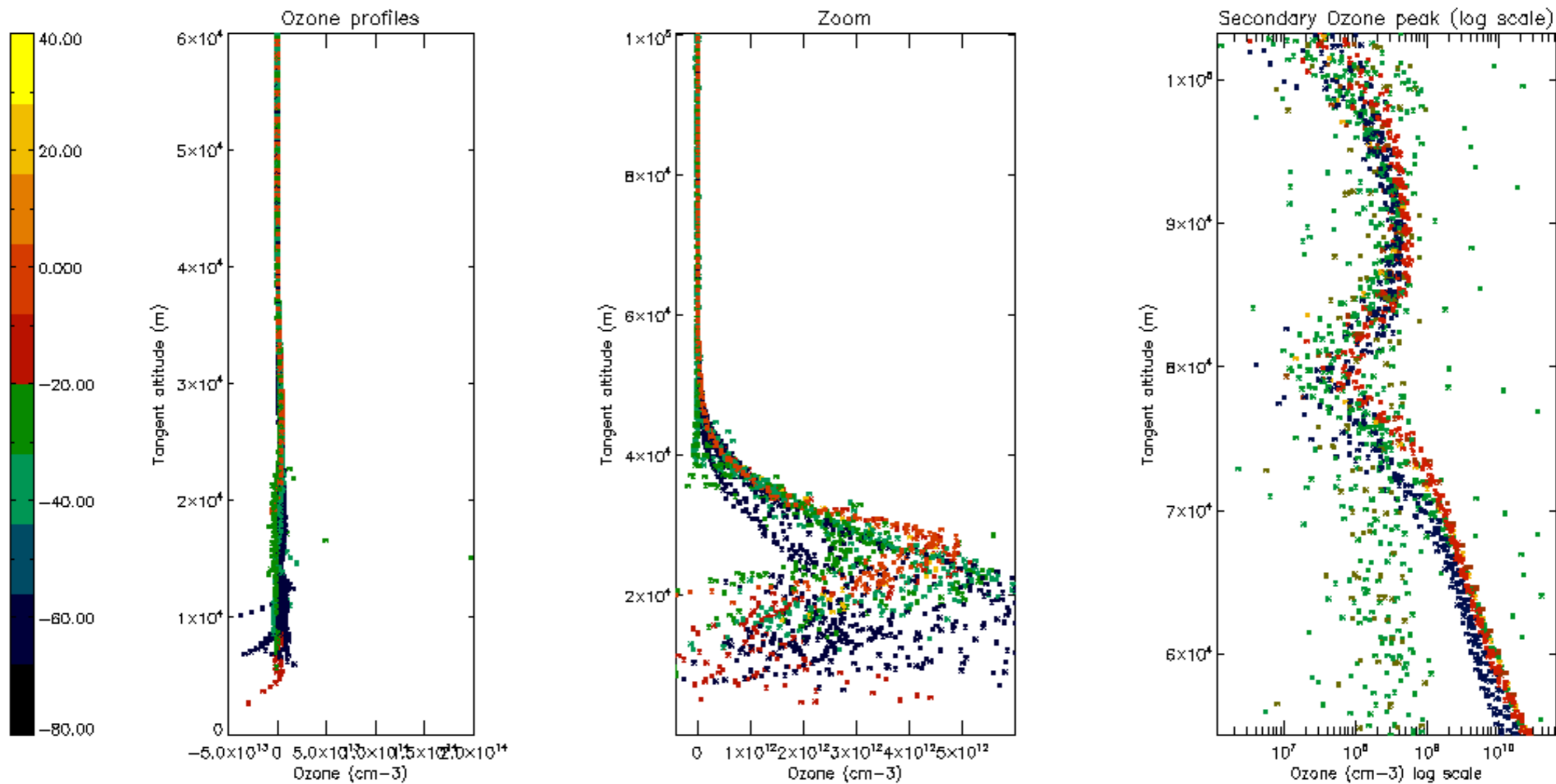


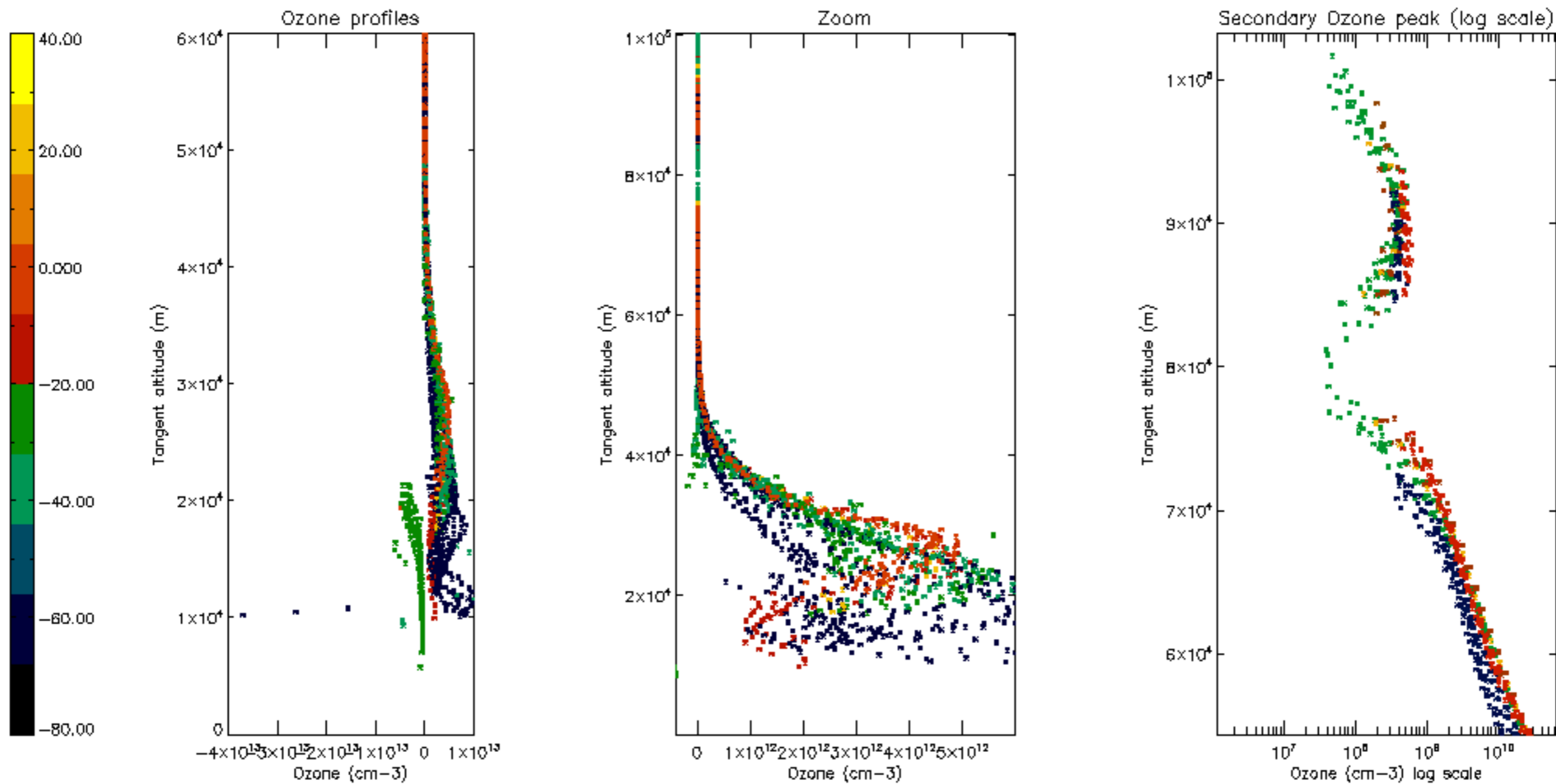
Percentage of star falling outside central band per profile



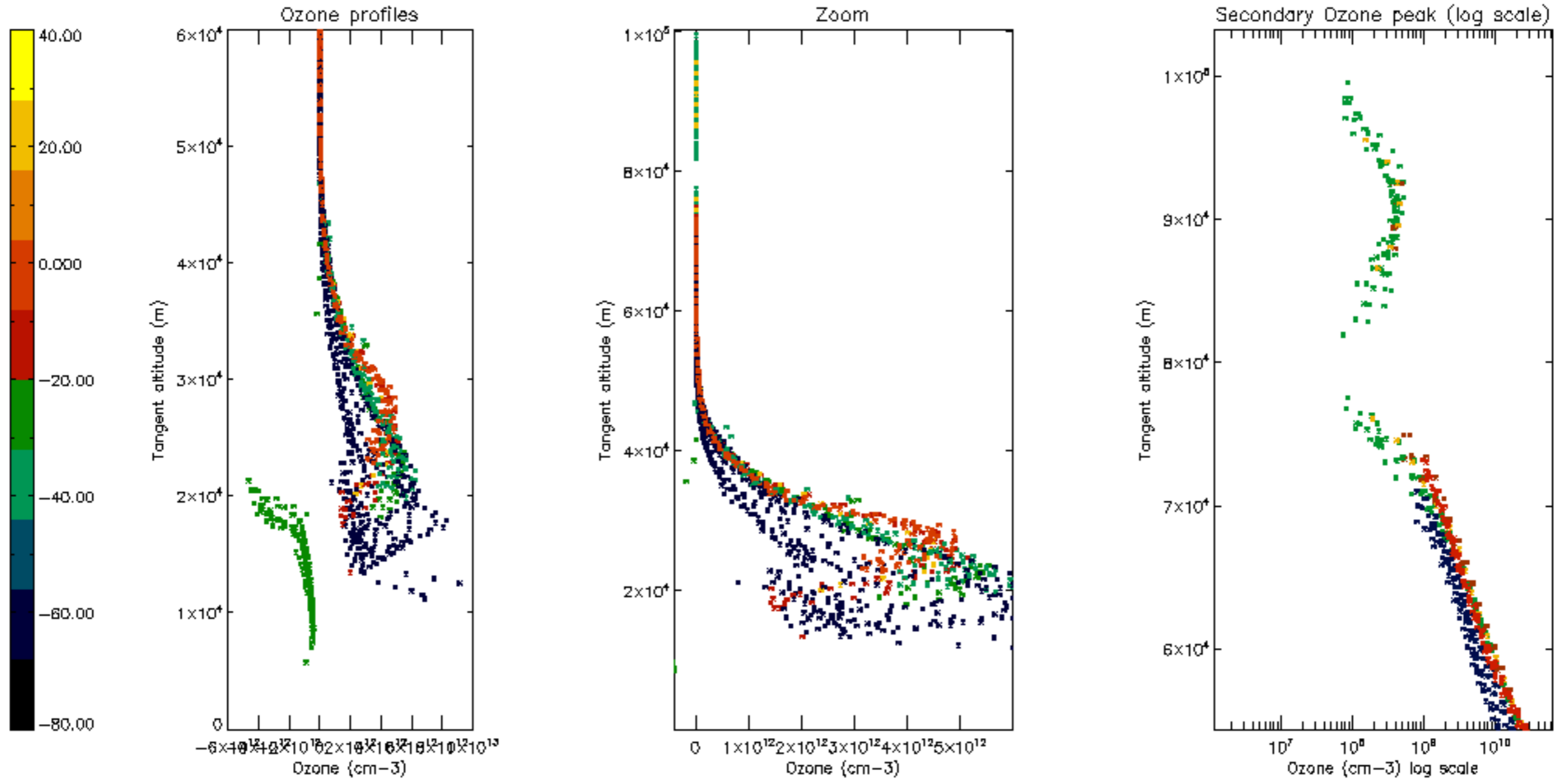
Percentage of saturation errors per profile

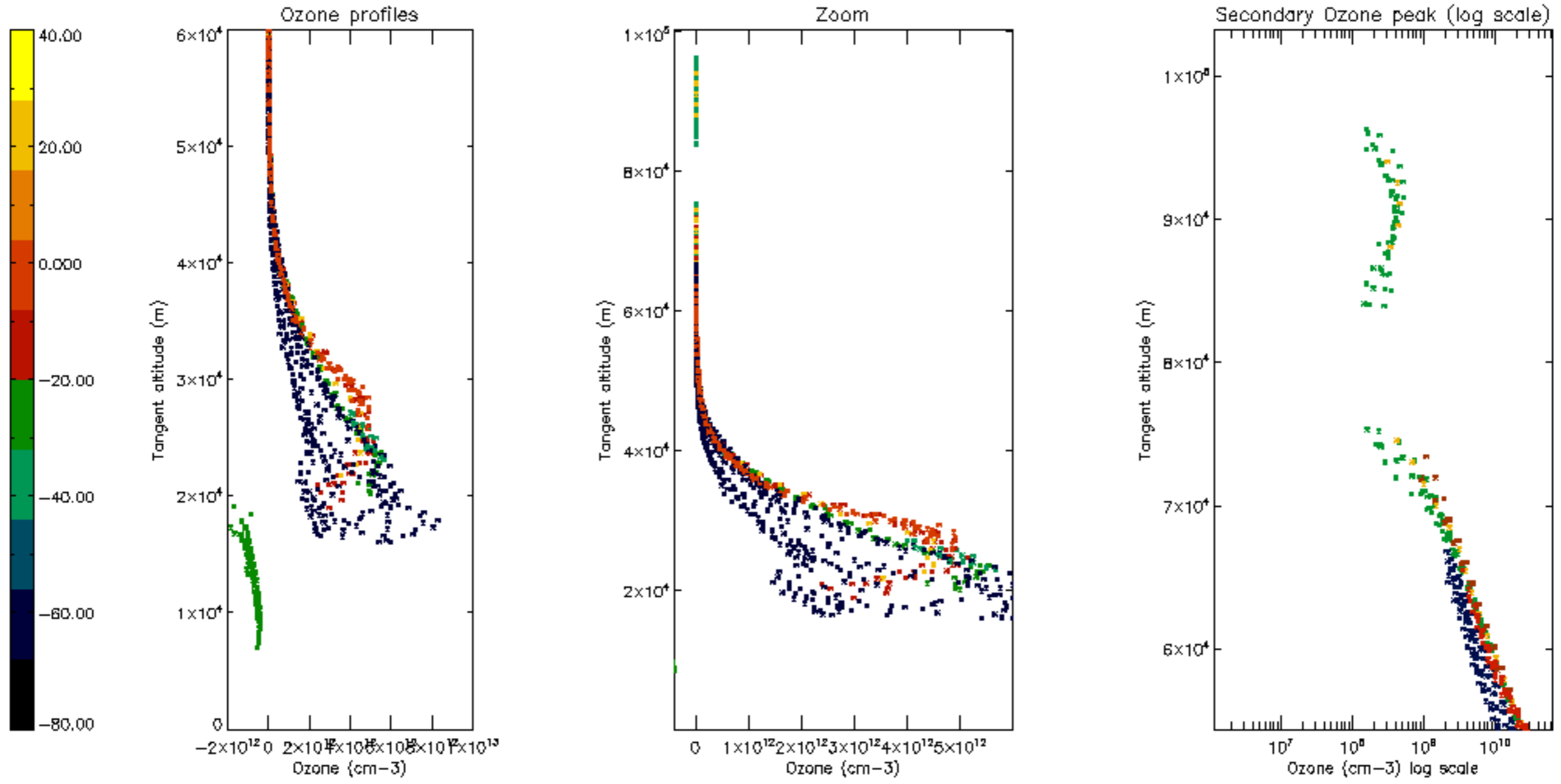


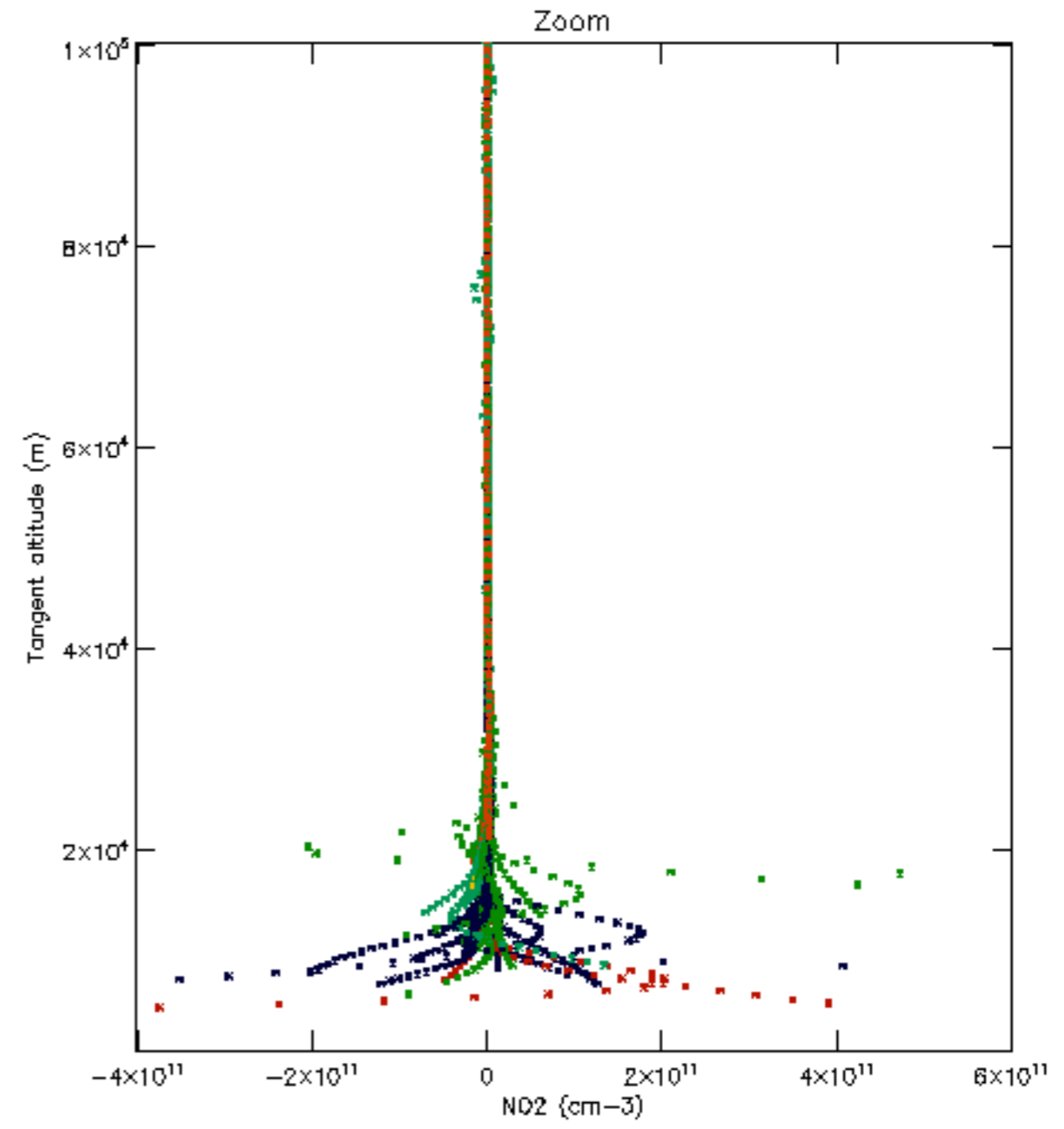
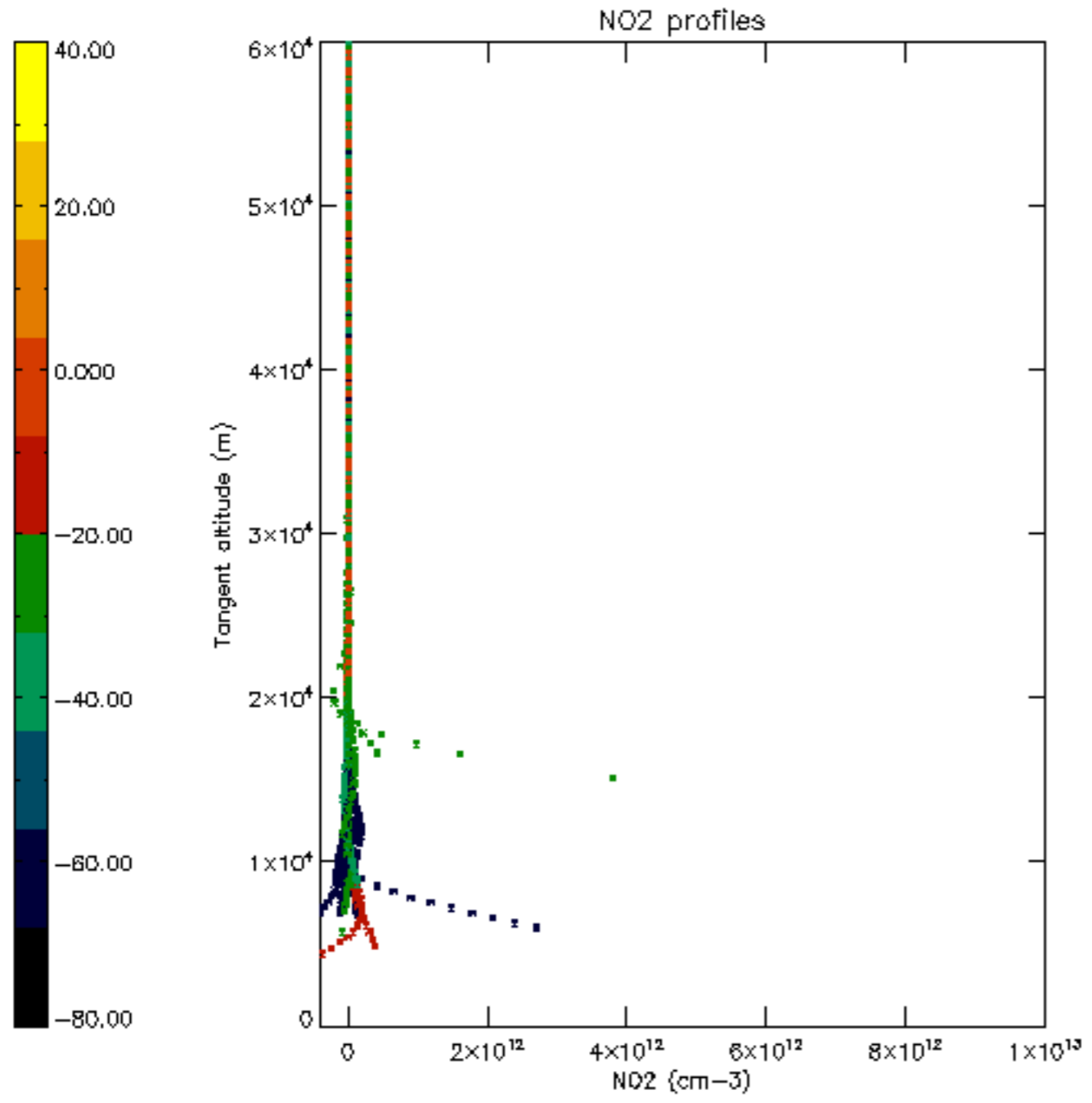


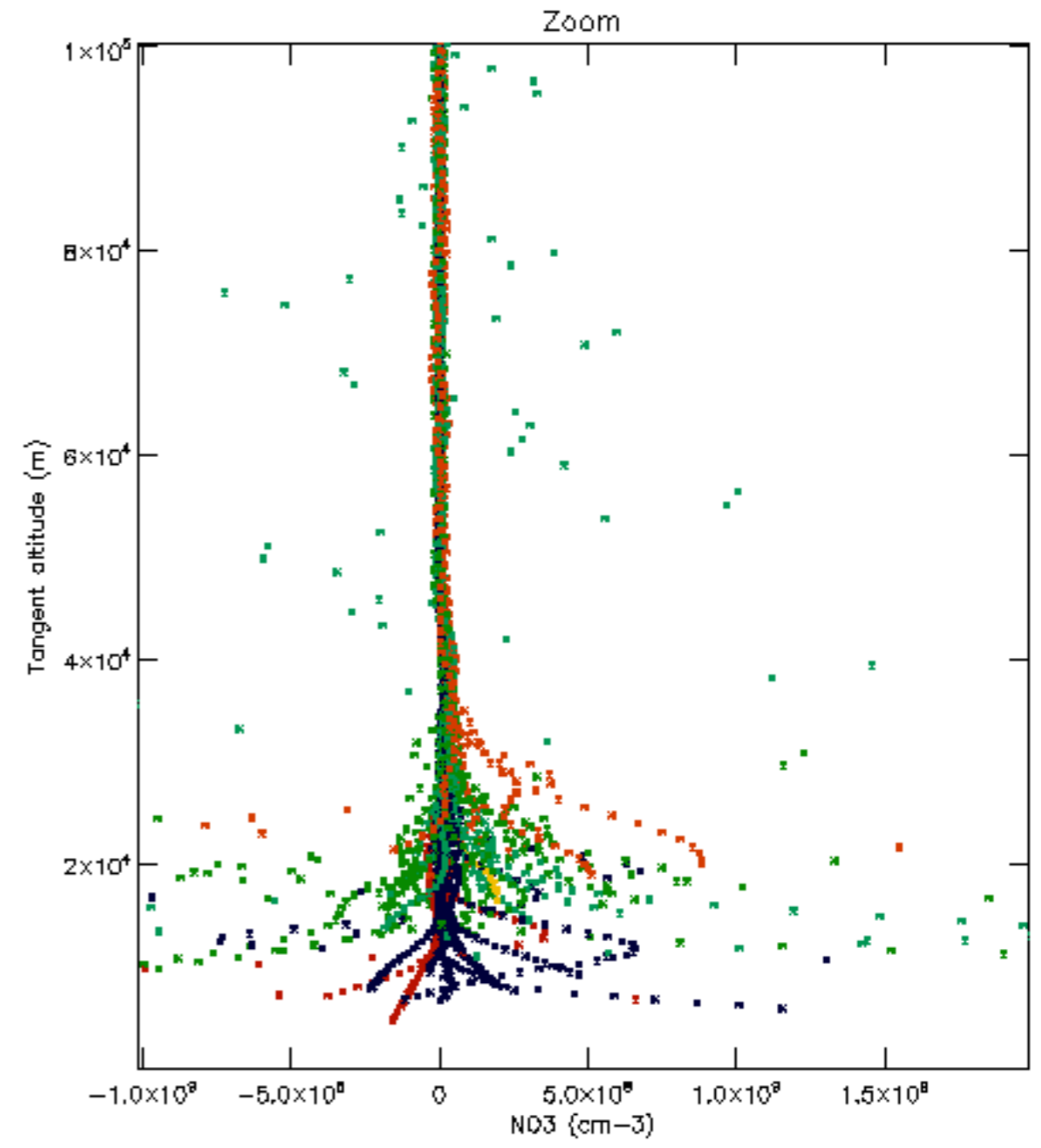
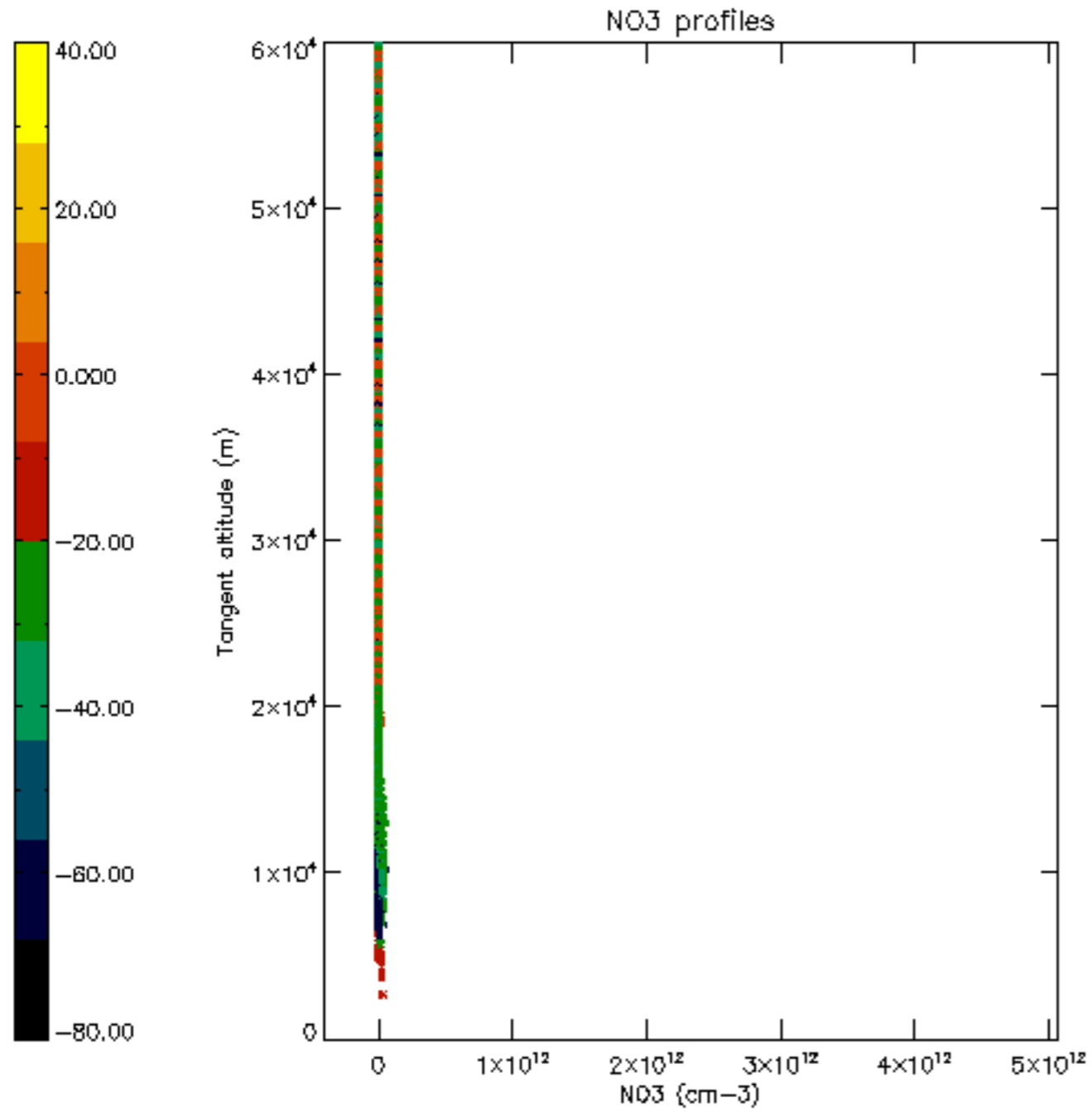




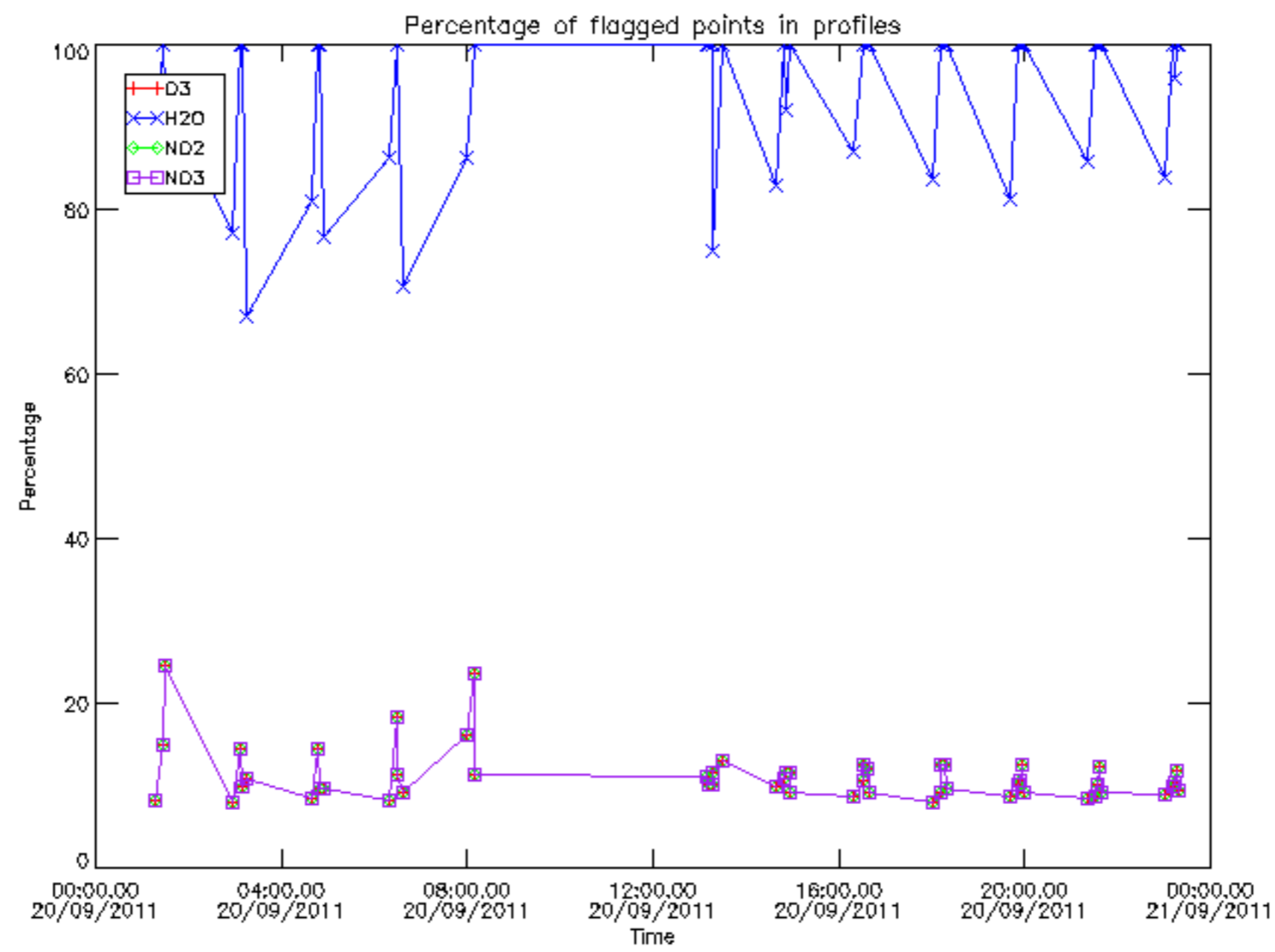




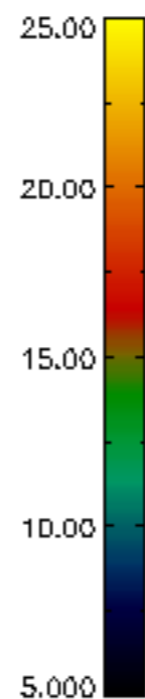
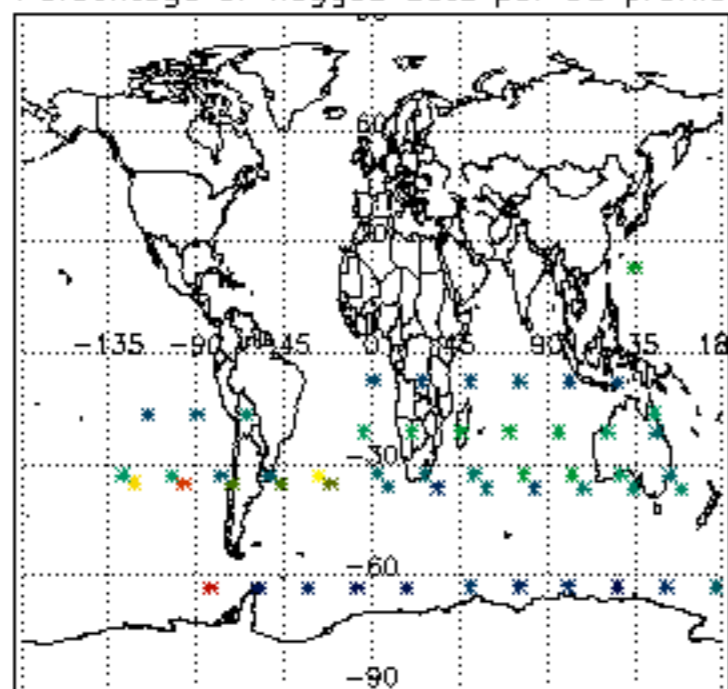




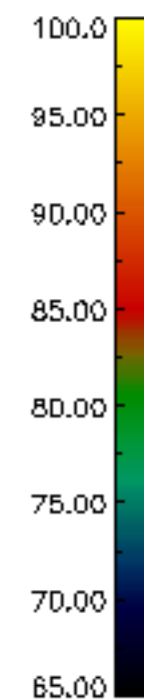
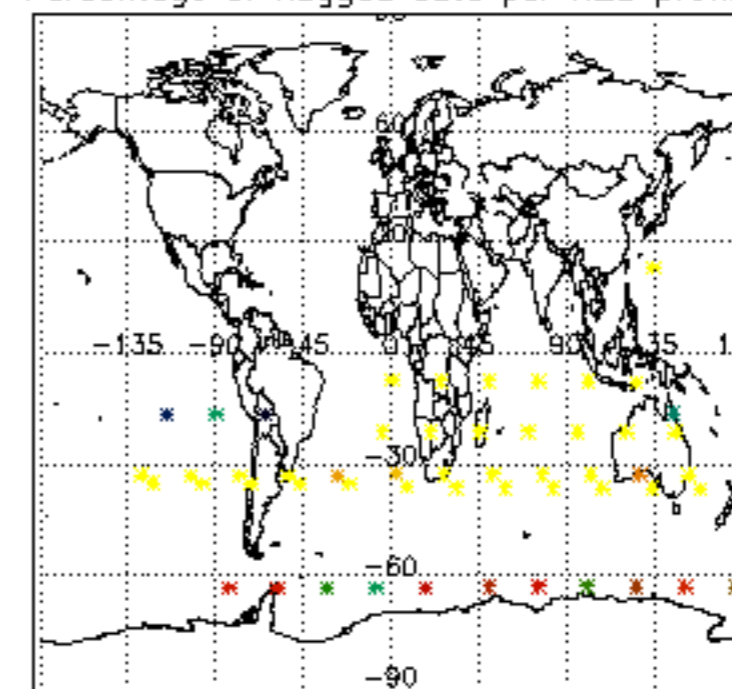




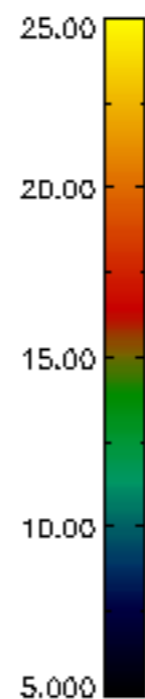
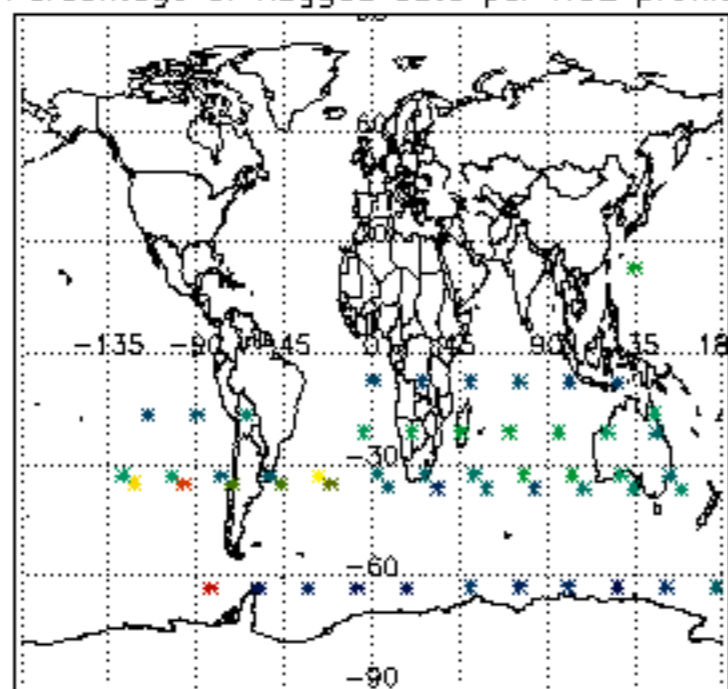
Percentage of flagged data per D3 profile



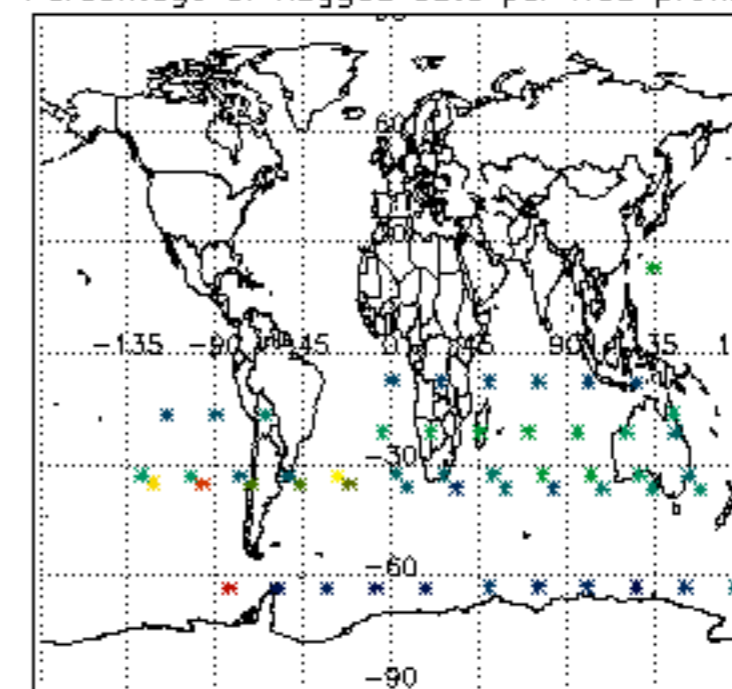
Percentage of flagged data per H2O profile

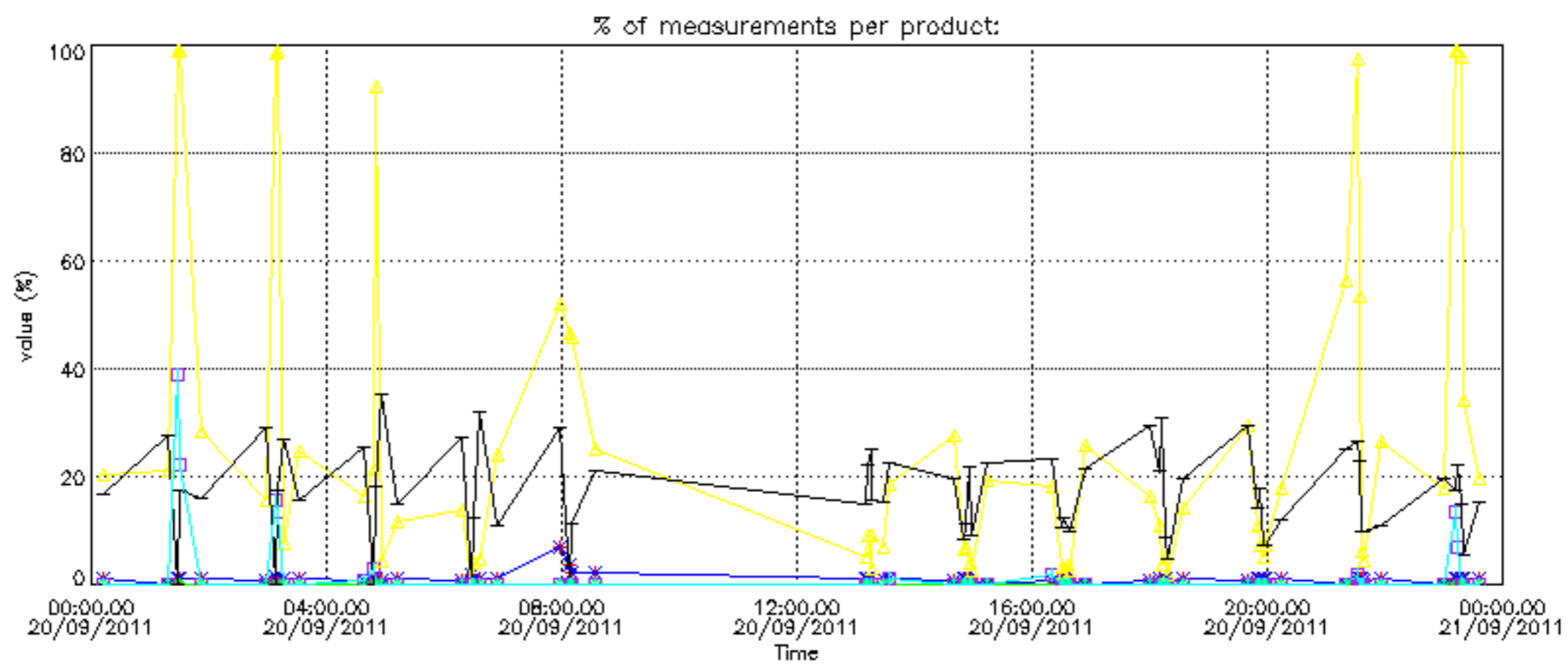
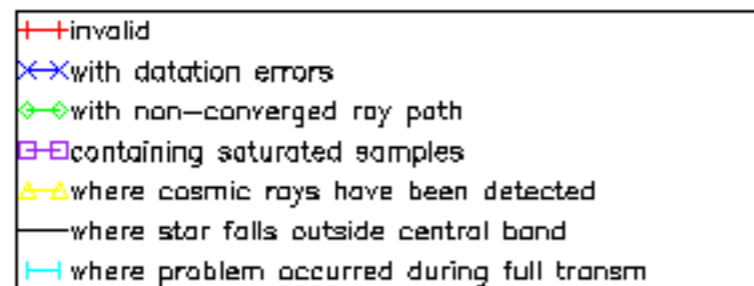


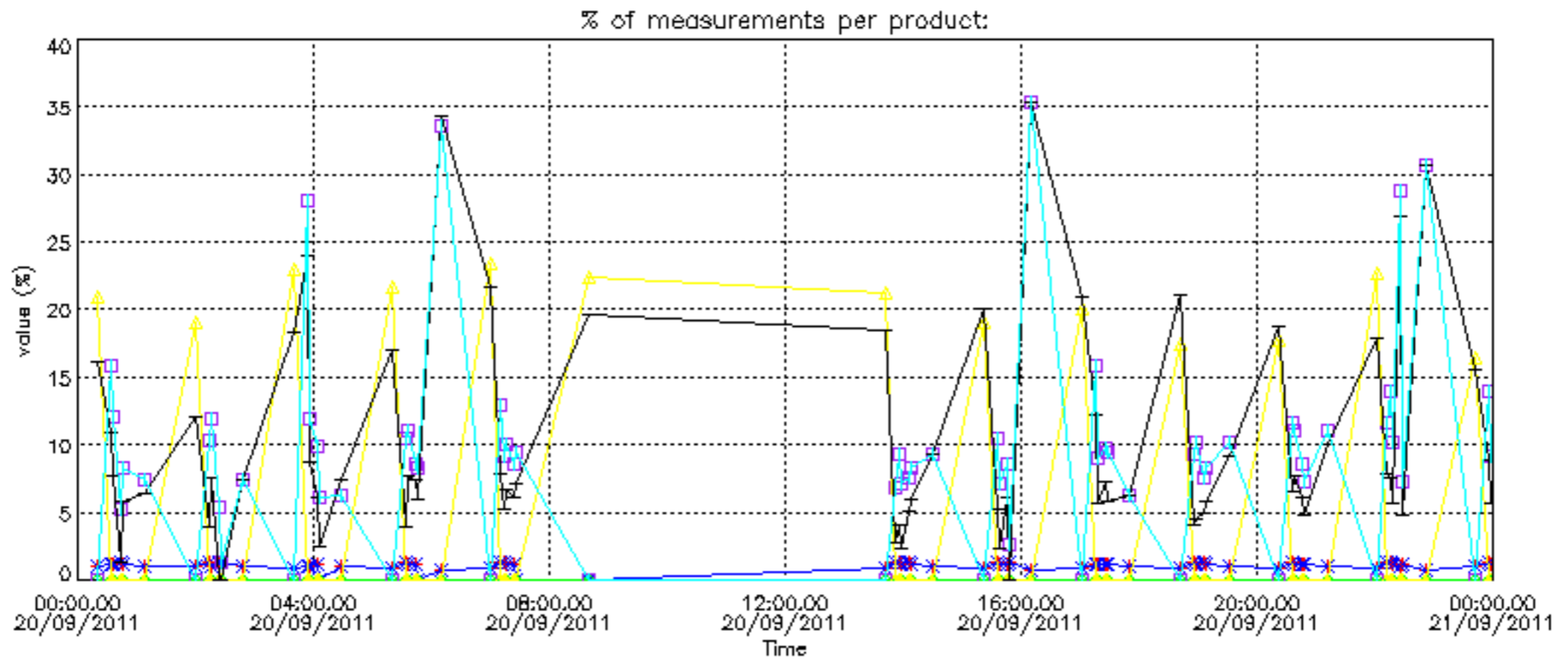
Percentage of flagged data per NO2 profile



Percentage of flagged data per NO3 profile

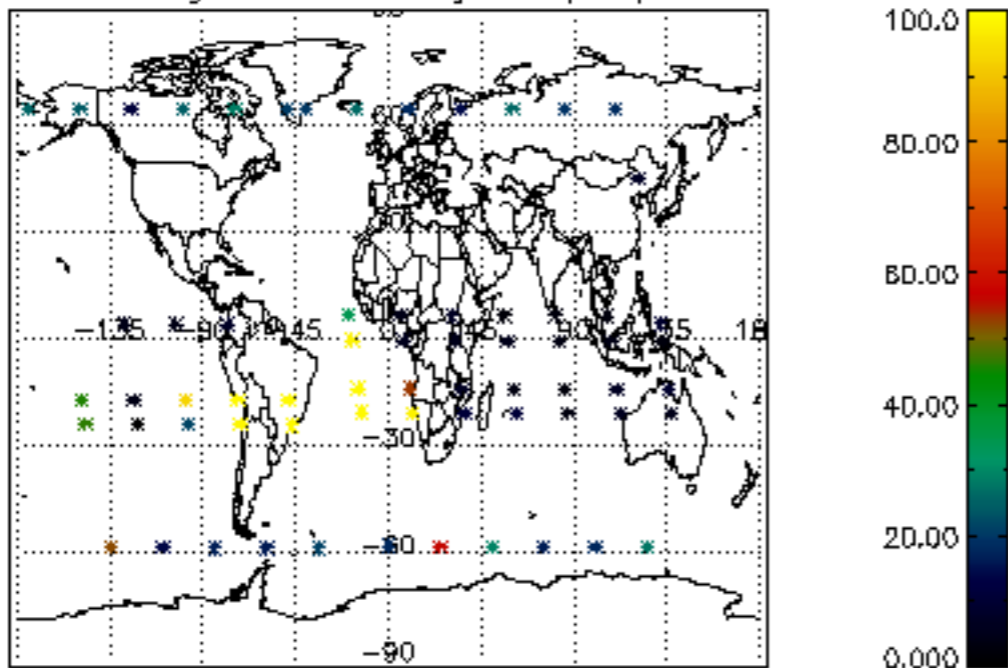




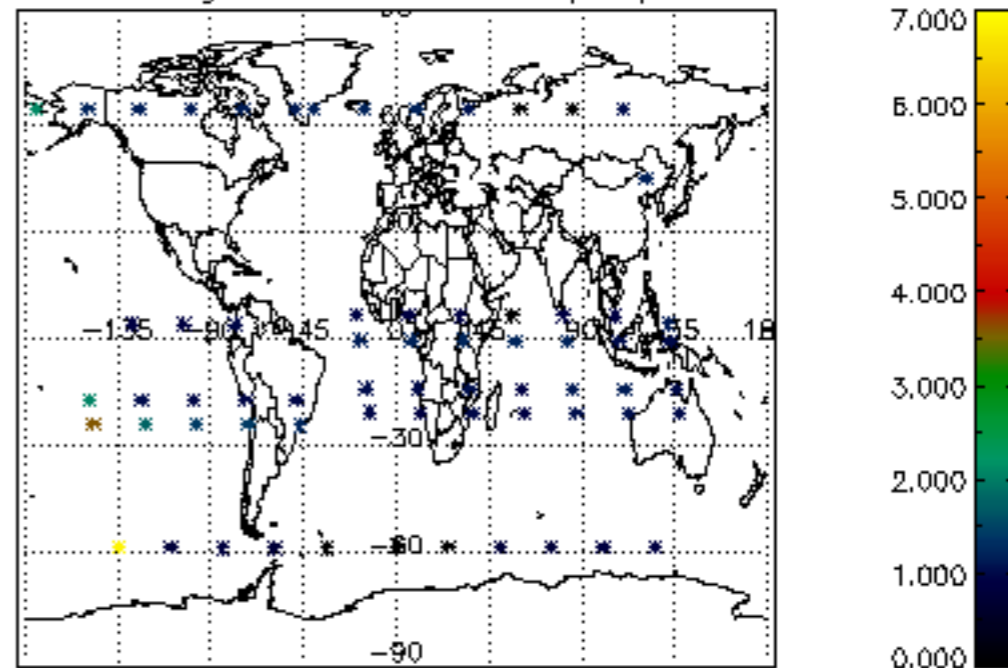




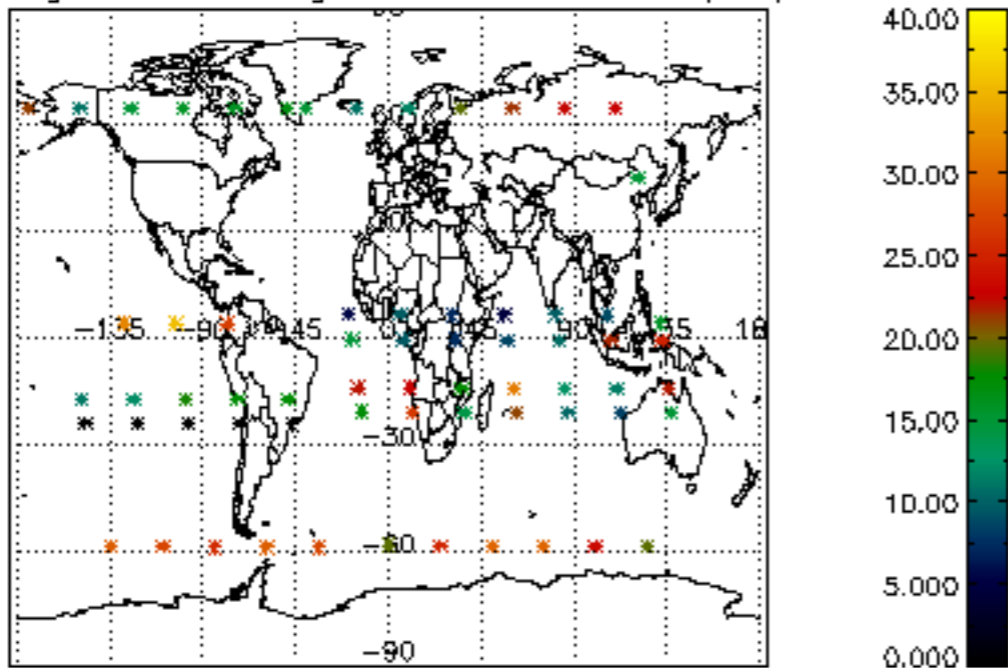
Percentage of cosmic ray hits per profile



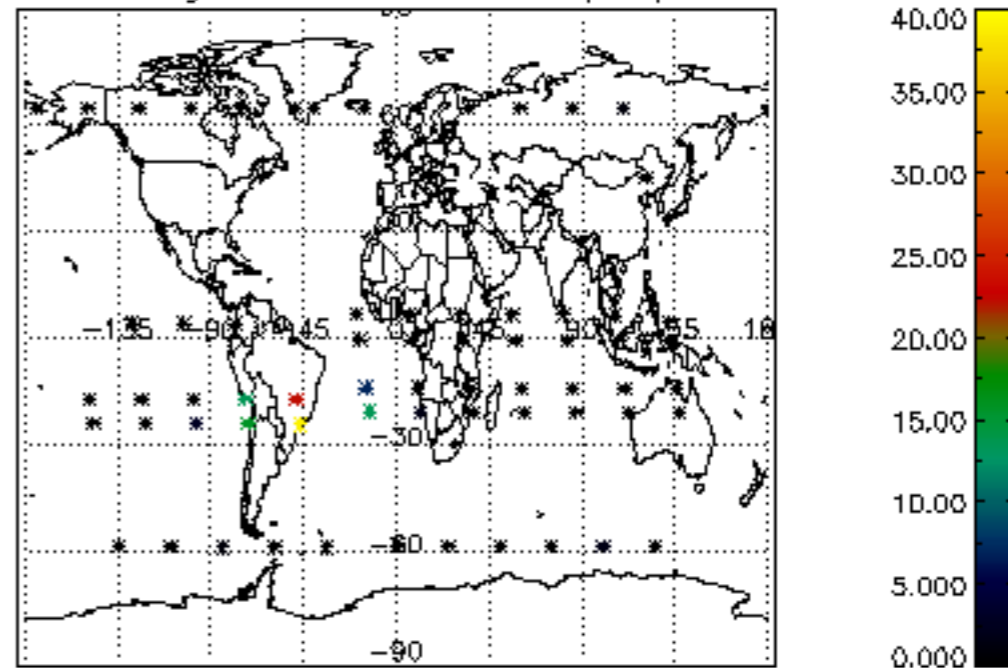
Percentage of datation errors per profile



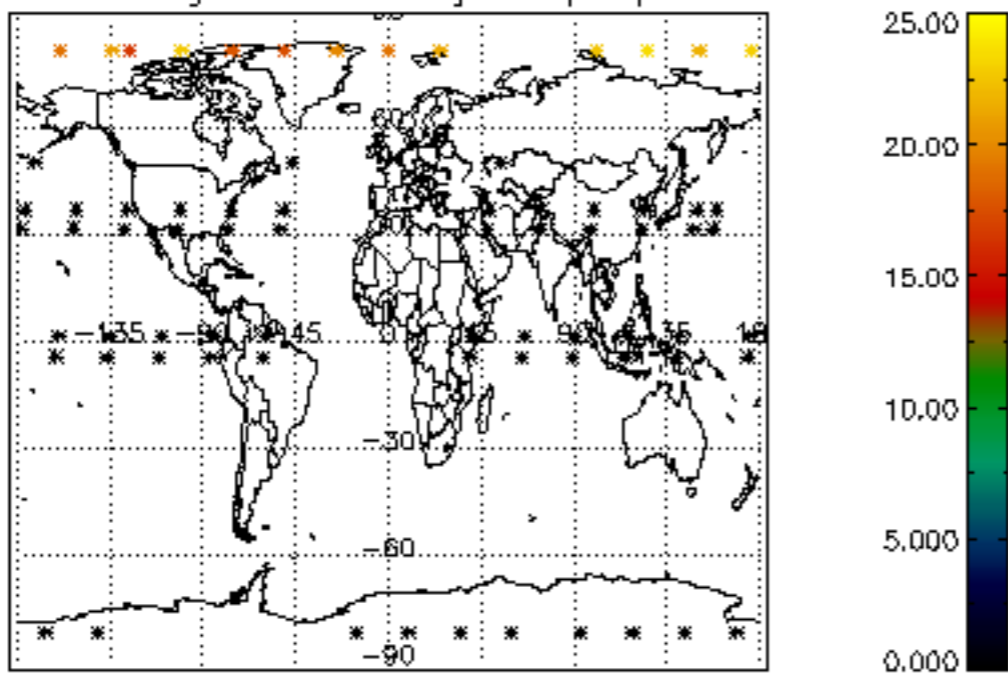
Percentage of star falling outside central band per profile



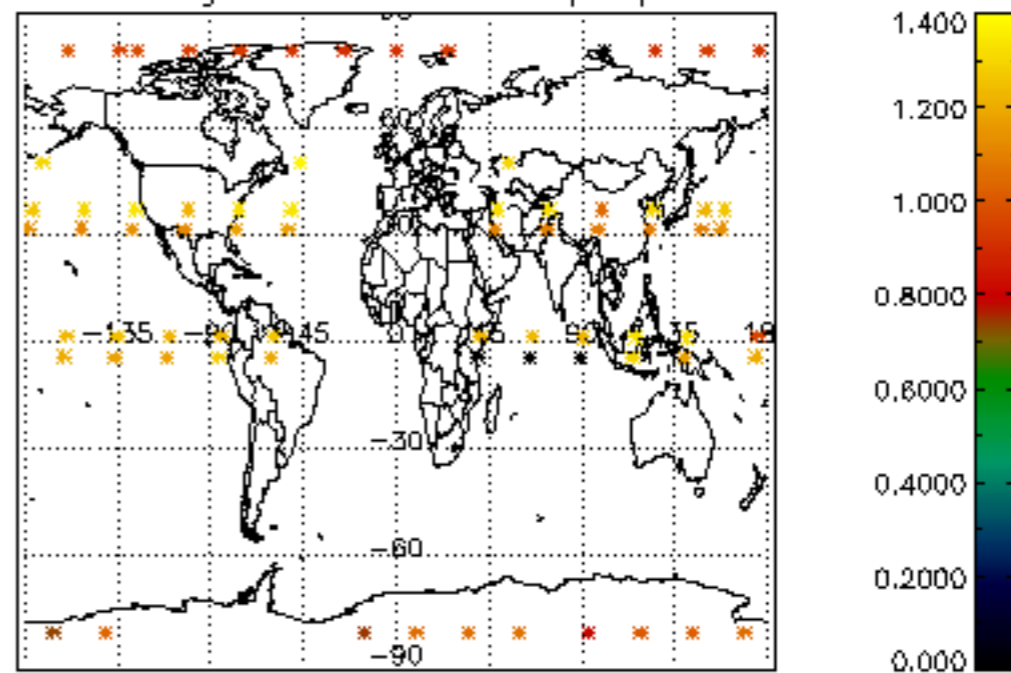
Percentage of saturation errors per profile



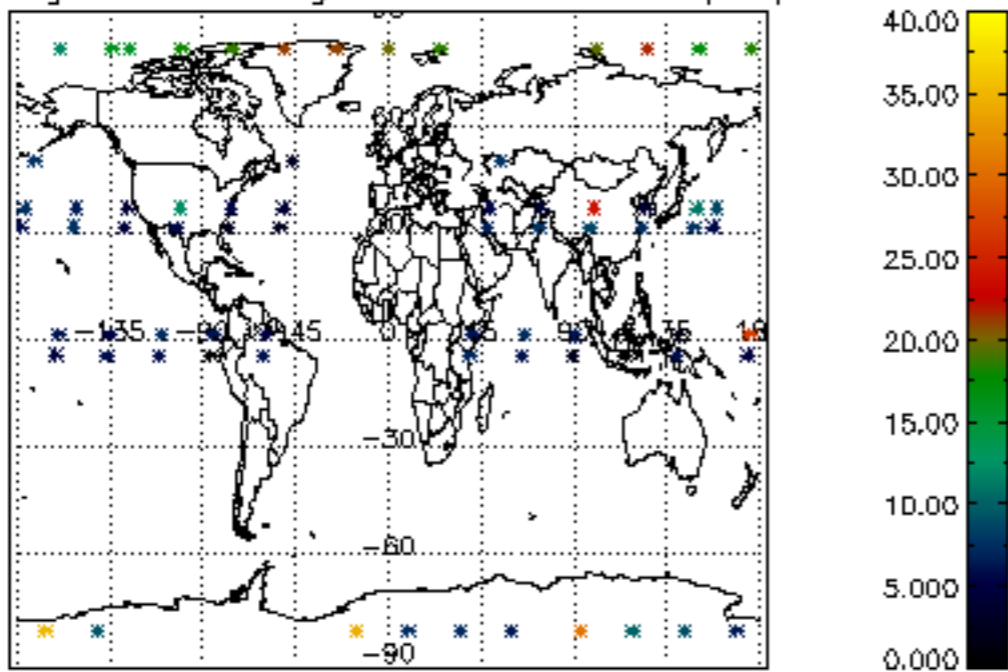
Percentage of cosmic ray hits per profile



Percentage of datation errors per profile



Percentage of star falling outside central band per profile



Percentage of saturation errors per profile

