

GOMOS Level 2 Daily Report

SUMMARY

[1. General Info](#)

[2. Summary of processed GOM_NL_2P products](#)

[3. Level 2 Quality information per product](#)

[3.1 Plot of level 2 quality information per product \(time dependant\)](#)

[3.2 Plot of level 2 quality information per product \(world map\)](#)

[4. Level 1 Quality information per product \(stored on level 2 products\)](#)

[4.1 Plot of level 1 quality information per product \(time dependant\)](#)

[4.1.1 Plot of level 1 quality information per product \(time dependant\): ASCENDING](#)

[4.1.2 Plot of level 1 quality information per product \(time dependant\): DESCENDING](#)

[4.2 Plot of level 1 quality information per product \(world map\)](#)

[4.2.1 Plot of level 1 quality information per product \(world map\): ASCENDING](#)

[4.2.2 Plot of level 1 quality information per product \(world map\): DESCENDING](#)

[5. Ozone profiles based on quality statistics and other trace gas profiles](#)

[5.1 Ozone statistics based on quality of products](#)

[5.2 Plot ozone profiles for all STD \(dark without errors\)](#)

[5.3 Plot ozone profiles where STD < 20% \(dark without errors\)](#)

[5.4. Plot ozone profiles where STD < 10% \(dark without errors\)](#)

[5.5. Plot ozone profiles where STD < 5% \(dark without errors\)](#)

[5.6 Plot NO2 profiles for all STD \(dark without errors\)](#)

[5.7 Plot NO3 profiles for all STD \(dark without errors\)](#)

[5.8 Plot H2O profiles \(only for occultations of stars 1,2,3,4,13,14,16,26,63 dark without errors\) for all STD](#)

[6. Auxiliary Data Files used for the production reported in section 2](#)

This report presents the daily analysis on parameters extracted from GOMOS level 2 data (GOM_NL__2P). It is intended to monitor some important parameters that will impact the quality of these products. A list of level 2 products (and content) that have arrived during the reporting day to the PCF is also given.

Item	Value
Time of report generation	24APR2013 17:47:26
Data source version	GOMOS/6.01
Start time of products	19-09-2011 (19SEP2011 00:00:00)
Stop time of products	20-09-2011 (20SEP2011 00:00:00)
Store outputs in DB	Yes
Nb of level 2 prods	135
Nb of prods with errors	0

2. Summary of processed GOM_NL__2P products.

Nr	Filename	UTC Start time	Limb	Duration	Star Id	Star Name	Star Mag	Star Temp	Nb Meas	Orbit	Prod. error
1	GOM_NL__2PRFIN20110919_000455_000000593106_00375_49958_6952.N1	19-SEP-2011 00:04:55	Bright	58.500	24	66Alp Gem	1.5800	10200.	117	49958	No
2	GOM_NL__2PRFIN20110919_001400_000000593106_00375_49958_6953.N1	19-SEP-2011 00:14:00	Dark	59.000	8	10Alp CMi	0.40000	6500.0	118	49958	No
3	GOM_NL__2PRFIN20110919_002338_000000613106_00375_49958_6954.N1	19-SEP-2011 00:23:38	Dark	61.000	1	9Alp CMa	-1.4400	11000.	122	49958	No
4	GOM_NL__2PRFIN20110919_002536_000000503106_00375_49958_6955.N1	19-SEP-2011 00:25:36	Dark	49.500	23	21Eps CMa	1.5020	26000.	99	49958	No
5	GOM_NL__2PRFIN20110919_004844_000000443106_00376_49959_6957.N1	19-SEP-2011 00:48:44	Straylight	43.500	84	Alp Phe	2.3970	4500.0	87	49959	No
6	GOM_NL__2PRFIN20110919_005607_000000523106_00376_49959_6958.N1	19-SEP-2011 00:56:07	Twi_and_stray	51.500	52	16Bet Cet	2.0370	4500.0	103	49959	No
7	GOM_NL__2PRFIN20110919_010641_000000393106_00376_49959_6959.N1	19-SEP-2011 01:06:41	Bright	39.000	90	54Alp Peg	2.4870	11000.	78	49959	No
8	GOM_NL__2PRFIN20110919_011028_000000393106_00376_49959_6960.N1	19-SEP-2011 01:10:28	Bright	39.000	93	53Bet Peg	2.5200	3100.0	78	49959	No
9	GOM_NL__2PRFIN20110919_011208_000000473106_00376_49959_6961.N1	19-SEP-2011 01:12:08	Bright	46.500	58	21Alp And	2.0730	11000.	93	49959	No
10	GOM_NL__2PRFIN20110919_012029_000000413106_00376_49959_6962.N1	19-SEP-2011 01:20:29	Bright	40.500	74	11Bet Cas	2.2680	6600.0	81	49959	No
11	GOM_NL__2PRFIN20110919_012209_000000433106_00376_49959_6963.N1	19-SEP-2011 01:22:09	Bright	42.500	76	27Gam Cas	2.3000	30000.	85	49959	No
12	GOM_NL__2PRFIN20110919_014509_000000493106_00376_49959_6964.N1	19-SEP-2011 01:45:09	Bright	49.000	24	66Alp Gem	1.5800	10200.	98	49959	No
13	GOM_NL__2PRFIN20110919_015415_000000583106_00376_49959_6965.N1	19-SEP-2011 01:54:15	Dark	58.000	8	10Alp CMi	0.40000	6500.0	116	49959	No
14	GOM_NL__2PRFIN20110919_020353_000000603106_00376_49959_6966.N1	19-SEP-2011 02:03:53	Dark	60.000	1	9Alp CMa	-1.4400	11000.	120	49959	No
15	GOM_NL__2PRFIN20110919_020551_000000483106_00376_49959_6967.N1	19-SEP-2011 02:05:51	Dark	48.000	23	21Eps CMa	1.5020	26000.	96	49959	No
16	GOM_NL__2PRFIN20110919_022858_000000443106_00377_49960_6976.N1	19-SEP-2011 02:28:58	Straylight	44.000	84	Alp Phe	2.3970	4500.0	88	49960	No
17	GOM_NL__2PRFIN20110919_023621_000000553106_00377_49960_6977.N1	19-SEP-2011 02:36:21	Twi_and_stray	55.000	52	16Bet Cet	2.0370	4500.0	110	49960	No
18	GOM_NL__2PRFIN20110919_024655_000000393106_00377_49960_6978.N1	19-SEP-2011 02:46:55	Bright	39.000	90	54Alp Peg	2.4870	11000.	78	49960	No
19	GOM_NL__2PRFIN20110919_025042_000000563106_00377_49960_6979.N1	19-SEP-2011 02:50:42	Bright	56.000	93	53Bet Peg	2.5200	3100.0	112	49960	No
20	GOM_NL__2PRFIN20110919_025221_000000463106_00377_49960_6980.N1	19-SEP-2011 02:52:21	Bright	46.000	58	21Alp And	2.0730	11000.	92	49960	No
21	GOM_NL__2PRFIN20110919_030042_000000403106_00377_49960_6981.N1	19-SEP-2011 03:00:42	Bright	39.500	74	11Bet Cas	2.2680	6600.0	79	49960	No
22	GOM_NL__2PRFIN20110919_030222_000000383106_00377_49960_6982.N1	19-SEP-2011 03:02:22	Bright	37.500	76	27Gam Cas	2.3000	30000.	75	49960	No
23	GOM_NL__2PRFIN20110919_032523_000000473106_00377_49960_6983.N1	19-SEP-2011 03:25:23	Bright	47.000	24	66Alp Gem	1.5800	10200.	94	49960	No
24	GOM_NL__2PRFIN20110919_033429_000000613106_00377_49960_6984.N1	19-SEP-2011 03:34:29	Dark	61.000	8	10Alp CMi	0.40000	6500.0	122	49960	No
25	GOM_NL__2PRFIN20110919_034151_000000443106_00377_49960_6985.N1	19-SEP-2011 03:41:51	Dark	43.500	132	15Rho Pup	2.8030	6900.0	87	49960	No
26	GOM_NL__2PRFIN20110919_034408_000000703106_00377_49960_6986.N1	19-SEP-2011 03:44:08	Dark	70.000	1	9Alp CMa	-1.4400	11000.	140	49960	No
27	GOM_NL__2PRFIN20110919_040913_000000433106_00378_49961_6982.N1	19-SEP-2011 04:09:13	Straylight	43.000	84	Alp Phe	2.3970	4500.0	86	49961	No
28	GOM_NL__2PRFIN20110919_041635_000000553106_00378_49961_6983.N1	19-SEP-2011 04:16:35	Twi_and_stray	54.500	52	16Bet Cet	2.0370	4500.0	109	49961	No
29	GOM_NL__2PRFIN20110919_042709_000000393106_00378_49961_6984.N1	19-SEP-2011 04:27:09	Bright	39.000	90	54Alp Peg	2.4870	11000.	78	49961	No
30	GOM_NL__2PRFIN20110919_043056_000000403106_00378_49961_6985.N1	19-SEP-2011 04:30:56	Bright	40.000	93	53Bet Peg	2.5200	3100.0	80	49961	No
31	GOM_NL__2PRFIN20110919_043235_000000463106_00378_49961_6986.N1	19-SEP-2011 04:32:35	Bright	46.000	58	21Alp And	2.0730	11000.	92	49961	No
32	GOM_NL__2PRFIN20110919_044056_000000413106_00378_49961_6987.N1	19-SEP-2011 04:40:56	Bright	41.000	74	11Bet Cas	2.2680	6600.0	82	49961	No
33	GOM_NL__2PRFIN20110919_044236_000000423106_00378_49961_6988.N1	19-SEP-2011 04:42:36	Bright	42.000	76	27Gam Cas	2.3000	30000.	84	49961	No
34	GOM_NL__2PRFIN20110919_050537_000000463106_00378_49961_6989.N1	19-SEP-2011 05:05:37	Bright	46.000	24	66Alp Gem	1.5800	10200.	92	49961	No
35	GOM_NL__2PRFIN20110919_051444_000000583106_00378_49961_6990.N1	19-SEP-2011 05:14:44	Dark	58.000	8	10Alp CMi	0.40000	6500.0	116	49961	No
36	GOM_NL__2PRFIN20110919_052423_000000773106_00378_49961_6991.N1	19-SEP-2011 05:24:23	Dark	76.500	1	9Alp CMa	-1.4400	11000.	153	49961	No
37	GOM_NL__2PRFIN20110919_052621_000000513106_00378_49961_6992.N1	19-SEP-2011 05:26:21	Dark	50.500	23	21Eps CMa	1.5020	26000.	101	49961	No
38	GOM_NL__2PRFIN20110919_054927_000000453106_00379_49962_6992.N1	19-SEP-2011 05:49:27	Straylight	44.500	84	Alp Phe	2.3970	4500.0	89	49962	No
39	GOM_NL__2PRFIN20110919_055650_000000573106_00379_49962_6993.N1	19-SEP-2011 05:56:50	Twi_and_stray	57.000	52	16Bet Cet	2.0370	4500.0	114	49962	No
40	GOM_NL__2PRFIN20110919_060723_000000393106_00379_49962_6994.N1	19-SEP-2011 06:07:23	Bright	39.000	90	54Alp Peg	2.4870	11000.	78	49962	No
41	GOM_NL__2PRFIN20110919_061109_000000393106_00379_49962_6995.N1	19-SEP-2011 06:11:09	Bright	38.500	93	53Bet Peg	2.5200	3100.0	77	49962	No
42	GOM_NL__2PRFIN20110919_061248_000000473106_00379_49962_6996.N1	19-SEP-2011 06:12:48	Bright	46.500	58	21Alp And	2.0730	11000.	93	49962	No

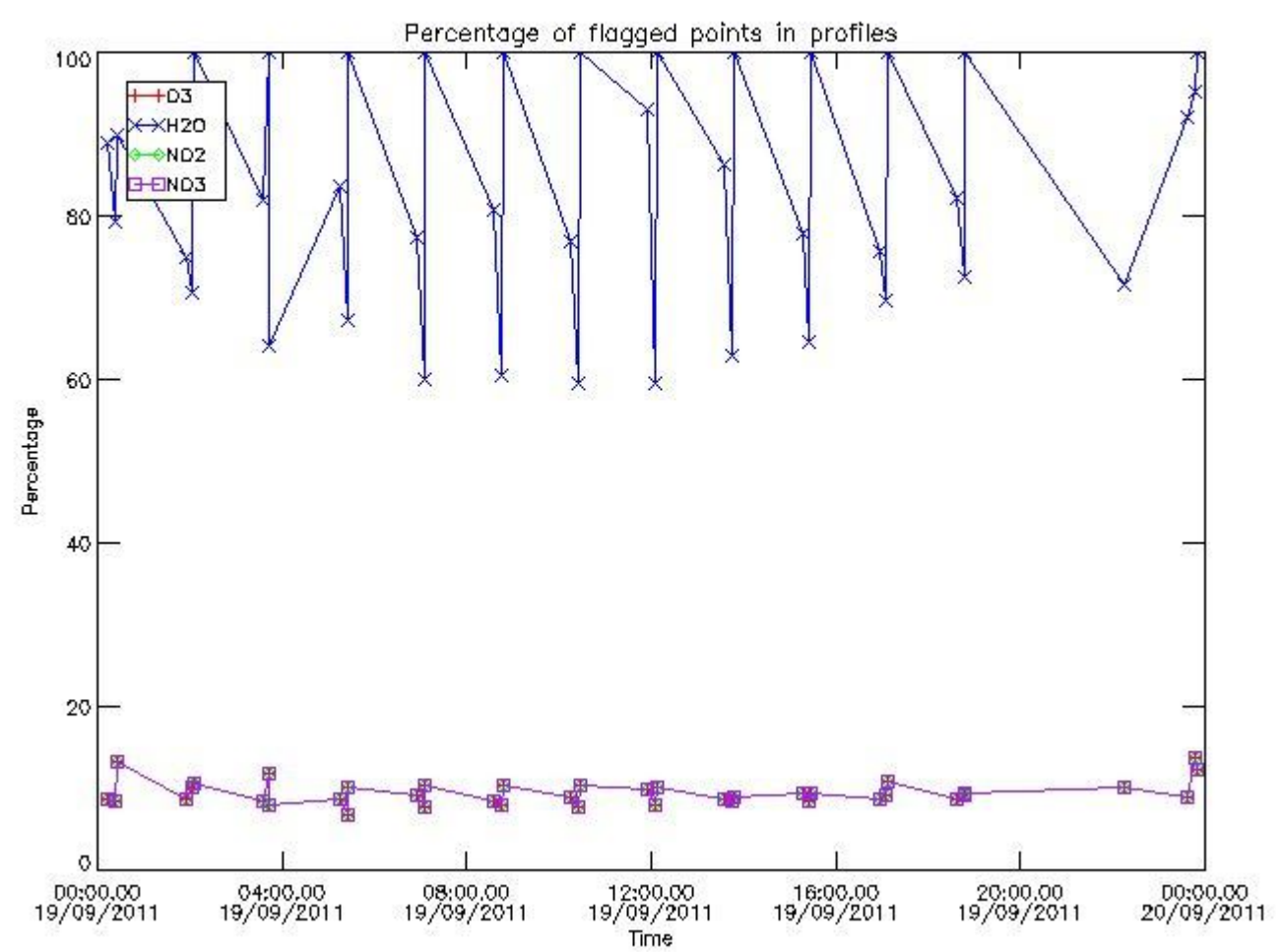
43	GOM_NL__2PRFIN20110919_062109_000000413106_00379_49962_6997.N1	19-SEP-2011 06:21:09	Bright	40.500	74	11Bet Cas	2.2680	6600.0	81	49962	No
44	GOM_NL__2PRFIN20110919_062249_000000423106_00379_49962_6998.N1	19-SEP-2011 06:22:49	Bright	42.000	76	27Gam Cas	2.3000	30000.	84	49962	No
45	GOM_NL__2PRFIN20110919_064551_000000483106_00379_49962_6999.N1	19-SEP-2011 06:45:51	Bright	47.500	24	66Alp Gem	1.5800	10200.	95	49962	No
46	GOM_NL__2PRFIN20110919_065459_000000563106_00379_49962_7000.N1	19-SEP-2011 06:54:59	Dark	55.500	8	10Alp CMi	0.40000	6500.0	111	49962	No
47	GOM_NL__2PRFIN20110919_070439_000000673106_00379_49962_7001.N1	19-SEP-2011 07:04:39	Dark	66.500	1	9Alp CMa	-1.4400	11000.	133	49962	No
48	GOM_NL__2PRFIN20110919_070636_000000493106_00379_49962_7002.N1	19-SEP-2011 07:06:36	Dark	49.000	23	21Eps CMa	1.5020	26000.	98	49962	No
49	GOM_NL__2PRFIN20110919_072941_000000433106_00380_49963_7005.N1	19-SEP-2011 07:29:41	Straylight	43.000	84	Alp Phe	2.3970	4500.0	86	49963	No
50	GOM_NL__2PRFIN20110919_073704_000000553106_00380_49963_7006.N1	19-SEP-2011 07:37:04	Tw_i_and_stray	55.000	52	16Bet Cet	2.0370	4500.0	110	49963	No
51	GOM_NL__2PRFIN20110919_074737_000000393106_00380_49963_7007.N1	19-SEP-2011 07:47:37	Bright	38.500	90	54Alp Peg	2.4870	11000.	77	49963	No
52	GOM_NL__2PRFIN20110919_075123_000000383106_00380_49963_7008.N1	19-SEP-2011 07:51:23	Bright	38.000	93	53Bet Peg	2.5200	3100.0	76	49963	No
53	GOM_NL__2PRFIN20110919_075302_000000453106_00380_49963_7009.N1	19-SEP-2011 07:53:02	Bright	44.500	58	21Alp And	2.0730	11000.	89	49963	No
54	GOM_NL__2PRFIN20110919_080123_000000403106_00380_49963_7010.N1	19-SEP-2011 08:01:23	Bright	40.000	74	11Bet Cas	2.2680	6600.0	80	49963	No
55	GOM_NL__2PRFIN20110919_080303_000000413106_00380_49963_7011.N1	19-SEP-2011 08:03:03	Bright	41.000	76	27Gam Cas	2.3000	30000.	82	49963	No
56	GOM_NL__2PRFIN20110919_082606_000000473106_00380_49963_7012.N1	19-SEP-2011 08:26:06	Bright	46.500	24	66Alp Gem	1.5800	10200.	93	49963	No
57	GOM_NL__2PRFIN20110919_083513_000000663106_00380_49963_7013.N1	19-SEP-2011 08:35:13	Dark	65.500	8	10Alp CMi	0.40000	6500.0	131	49963	No
58	GOM_NL__2PRFIN20110919_084454_000000653106_00380_49963_7014.N1	19-SEP-2011 08:44:54	Dark	65.000	1	9Alp CMa	-1.4400	11000.	130	49963	No
59	GOM_NL__2PRFIN20110919_084651_000000493106_00380_49963_7015.N1	19-SEP-2011 08:46:51	Dark	49.000	23	21Eps CMa	1.5020	26000.	98	49963	No
60	GOM_NL__2PRFIN20110919_090956_000000443106_00381_49964_7027.N1	19-SEP-2011 09:09:56	Straylight	44.000	84	Alp Phe	2.3970	4500.0	88	49964	No
61	GOM_NL__2PRFIN20110919_091718_000000543106_00381_49964_7028.N1	19-SEP-2011 09:17:18	Tw_i_and_stray	54.000	52	16Bet Cet	2.0370	4500.0	108	49964	No
62	GOM_NL__2PRFIN20110919_092751_000000383106_00381_49964_7029.N1	19-SEP-2011 09:27:51	Bright	38.000	90	54Alp Peg	2.4870	11000.	76	49964	No
63	GOM_NL__2PRFIN20110919_093137_000000383106_00381_49964_7030.N1	19-SEP-2011 09:31:37	Bright	38.000	93	53Bet Peg	2.5200	3100.0	76	49964	No
64	GOM_NL__2PRFIN20110919_093315_000000453106_00381_49964_7031.N1	19-SEP-2011 09:33:15	Bright	44.500	58	21Alp And	2.0730	11000.	89	49964	No
65	GOM_NL__2PRFIN20110919_094137_000000403106_00381_49964_7032.N1	19-SEP-2011 09:41:37	Bright	39.500	74	11Bet Cas	2.2680	6600.0	79	49964	No
66	GOM_NL__2PRFIN20110919_094316_000000433106_00381_49964_7033.N1	19-SEP-2011 09:43:16	Bright	42.500	76	27Gam Cas	2.3000	30000.	85	49964	No
67	GOM_NL__2PRFIN20110919_100620_000000463106_00381_49964_7034.N1	19-SEP-2011 10:06:20	Bright	46.000	24	66Alp Gem	1.5800	10200.	92	49964	No
68	GOM_NL__2PRFIN20110919_101528_000000573106_00381_49964_7035.N1	19-SEP-2011 10:15:28	Dark	56.500	8	10Alp CMi	0.40000	6500.0	113	49964	No
69	GOM_NL__2PRFIN20110919_102509_000000673106_00381_49964_7036.N1	19-SEP-2011 10:25:09	Dark	67.000	1	9Alp CMa	-1.4400	11000.	134	49964	No
70	GOM_NL__2PRFIN20110919_102706_000000503106_00381_49964_7037.N1	19-SEP-2011 10:27:06	Dark	49.500	23	21Eps CMa	1.5020	26000.	99	49964	No
71	GOM_NL__2PRFIN20110919_105010_000000453106_00382_49965_7066.N1	19-SEP-2011 10:50:10	Straylight	45.000	84	Alp Phe	2.3970	4500.0	90	49965	No
72	GOM_NL__2PRFIN20110919_105732_000000553106_00382_49965_7067.N1	19-SEP-2011 10:57:32	Tw_i_and_stray	55.000	52	16Bet Cet	2.0370	4500.0	110	49965	No
73	GOM_NL__2PRFIN20110919_110805_000000383106_00382_49965_7068.N1	19-SEP-2011 11:08:05	Bright	37.500	90	54Alp Peg	2.4870	11000.	75	49965	No
74	GOM_NL__2PRFIN20110919_111151_000000403106_00382_49965_7069.N1	19-SEP-2011 11:11:51	Bright	39.500	93	53Bet Peg	2.5200	3100.0	79	49965	No
75	GOM_NL__2PRFIN20110919_111328_000000463106_00382_49965_7070.N1	19-SEP-2011 11:13:28	Bright	45.500	58	21Alp And	2.0730	11000.	91	49965	No
76	GOM_NL__2PRFIN20110919_112150_000000413106_00382_49965_7071.N1	19-SEP-2011 11:21:50	Bright	40.500	74	11Bet Cas	2.2680	6600.0	81	49965	No
77	GOM_NL__2PRFIN20110919_112329_000000423106_00382_49965_7072.N1	19-SEP-2011 11:23:29	Bright	42.000	76	27Gam Cas	2.3000	30000.	84	49965	No
78	GOM_NL__2PRFIN20110919_114634_000000493106_00382_49965_7073.N1	19-SEP-2011 11:46:34	Bright	48.500	24	66Alp Gem	1.5800	10200.	97	49965	No
79	GOM_NL__2PRFIN20110919_115542_000000573106_00382_49965_7074.N1	19-SEP-2011 11:55:42	Dark	57.000	8	10Alp CMi	0.40000	6500.0	114	49965	No
80	GOM_NL__2PRFIN20110919_120524_000000643106_00382_49965_7075.N1	19-SEP-2011 12:05:24	Dark	63.500	1	9Alp CMa	-1.4400	11000.	127	49965	No
81	GOM_NL__2PRFIN20110919_120720_000000503106_00382_49965_7076.N1	19-SEP-2011 12:07:20	Dark	50.000	23	21Eps CMa	1.5020	26000.	100	49965	No
82	GOM_NL__2PRFIN20110919_123024_000000443106_00383_49966_7101.N1	19-SEP-2011 12:30:24	Straylight	43.500	84	Alp Phe	2.3970	4500.0	87	49966	No
83	GOM_NL__2PRFIN20110919_123746_000000543106_00383_49966_7102.N1	19-SEP-2011 12:37:46	Tw_i_and_stray	54.000	52	16Bet Cet	2.0370	4500.0	108	49966	No
84	GOM_NL__2PRFIN20110919_125204_000000413106_00383_49966_7103.N1	19-SEP-2011 12:52:04	Bright	40.500	93	53Bet Peg	2.5200	3100.0	81	49966	No
85	GOM_NL__2PRFIN20110919_125342_000000453106_00383_49966_7104.N1	19-SEP-2011 12:53:42	Bright	45.000	58	21Alp And	2.0730	11000.	90	49966	No
86	GOM_NL__2PRFIN20110919_130204_000000413106_00383_49966_7105.N1	19-SEP-2011 13:02:04	Bright	41.000	74	11Bet Cas	2.2680	6600.0	82	49966	No
87	GOM_NL__2PRFIN20110919_130343_000000433106_00383_49966_7106.N1	19-SEP-2011 13:03:43	Bright	43.000	76	27Gam Cas	2.3000	30000.	86	49966	No
88	GOM_NL__2PRFIN20110919_132648_000000453106_00383_49966_7107.N1	19-SEP-2011 13:26:48	Bright	45.000	24	66Alp Gem	1.5800	10200.	90	49966	No
89	GOM_NL__2PRFIN20110919_133557_000000593106_00383_49966_7108.N1	19-SEP-2011 13:35:57	Dark	59.000	8	10Alp CMi	0.40000	6500.0	118	49966	No
90	GOM_NL__2PRFIN20110919_134539_000000613106_00383_49966_7109.N1	19-SEP-2011 13:45:39	Dark	61.000	1	9Alp CMa	-1.4400	11000.	122	49966	No
91	GOM_NL__2PRFIN20110919_134735_000000573106_00383_49966_7110.N1	19-SEP-2011 13:47:35	Dark	57.000	23	21Eps CMa	1.5020	26000.	114	49966	No
92	GOM_NL__2PRFIN20110919_141039_000000423106_00384_49967_7153.N1	19-SEP-2011 14:10:39	Straylight	41.500	84	Alp Phe	2.3970	4500.0	83	49967	No
93	GOM_NL__2PRFIN20110919_141800_000000543106_00384_49967_7154.N1	19-SEP-2011 14:18:00	Tw_i_and_stray	54.000	52	16Bet Cet	2.0370	4500.0	108	49967	No
94	GOM_NL__2PRFIN20110919_143218_000000373106_00384_49967_7155.N1	19-SEP-2011 14:32:18	Bright	37.000	93	53Bet Peg	2.5200	3100.0	74	49967	No
95	GOM_NL__2PRFIN20110919_143355_000000453106_00384_49967_7156.N1	19-SEP-2011 14:33:55	Bright	44.500	58	21Alp And	2.0730	11000.	89	49967	No
96	GOM_NL__2PRFIN20110919_144217_000000413106_00384_49967_7157.N1	19-SEP-2011 14:42:17	Bright	41.000	74	11Bet Cas	2.2680	6600.0	82	49967	No
97	GOM_NL__2PRFIN20110919_144356_000000433106_00384_49967_7158.N1	19-SEP-2011 14:43:56	Bright	42.500	76	27Gam Cas	2.3000	30000.	85	49967	No
98	GOM_NL__2PRFIN20110919_150702_000000473106_00384_49967_7159.N1	19-SEP-2011 15:07:02	Bright	46.500	24	66Alp Gem	1.5800	10200.	93	49967	No
99	GOM_NL__2PRFIN20110919_151611_000000553106_00384_49967_7160.N1	19-SEP-2011 15:16:11	Dark	54.500	8	10Alp CMi	0.40000	6500.0	109	49967	No
100	GOM_NL__2PRFIN20110919_152554_000000613106_00384_49967_7161.N1	19-SEP-2011 15:25:54	Dark	61.000	1	9Alp CMa	-1.4400	11000.	122	49967	No
101	GOM_NL__2PRFIN20110919_152750_000000553106_00384_49967_7162.N1	19-SEP-2011 15:27:50	Dark	54.500	23	21Eps CMa	1.5020	26000.	109	49967	No

102	GOM_NL__2PRFIN20110919_155053_000000453106_00385_49968_7184.N1	19-SEP-2011 15:50:53	Straylight	44.500	84	Alp Phe	2.3970	4500.0	89	49968	No
103	GOM_NL__2PRFIN20110919_155814_000000553106_00385_49968_7185.N1	19-SEP-2011 15:58:14	Twl_and_stray	55.000	52	16Bet Cet	2.0370	4500.0	110	49968	No
104	GOM_NL__2PRFIN20110919_160846_000000393106_00385_49968_7186.N1	19-SEP-2011 16:08:46	Bright	38.500	90	54Alp Peg	2.4870	11000.	77	49968	No
105	GOM_NL__2PRFIN20110919_161232_000000383106_00385_49968_7187.N1	19-SEP-2011 16:12:32	Bright	37.500	93	53Bet Peg	2.5200	3100.0	75	49968	No
106	GOM_NL__2PRFIN20110919_161408_000000453106_00385_49968_7188.N1	19-SEP-2011 16:14:08	Bright	45.000	58	21Alp And	2.0730	11000.	90	49968	No
107	GOM_NL__2PRFIN20110919_162231_000000413106_00385_49968_7189.N1	19-SEP-2011 16:22:31	Bright	40.500	74	11Bet Cas	2.2680	6600.0	81	49968	No
108	GOM_NL__2PRFIN20110919_162410_000000433106_00385_49968_7190.N1	19-SEP-2011 16:24:10	Bright	42.500	76	27Gam Cas	2.3000	30000.	85	49968	No
109	GOM_NL__2PRFIN20110919_164716_000000473106_00385_49968_7191.N1	19-SEP-2011 16:47:16	Bright	46.500	24	66Alp Gem	1.5800	10200.	93	49968	No
110	GOM_NL__2PRFIN20110919_165626_000000583106_00385_49968_7192.N1	19-SEP-2011 16:56:26	Dark	58.000	8	10Alp CMi	0.40000	6500.0	116	49968	No
111	GOM_NL__2PRFIN20110919_170610_000000553106_00385_49968_7193.N1	19-SEP-2011 17:06:10	Dark	55.000	1	9Alp CMa	-1.4400	11000.	110	49968	No
112	GOM_NL__2PRFIN20110919_170805_000000473106_00385_49968_7194.N1	19-SEP-2011 17:08:05	Dark	47.000	23	21Eps CMa	1.5020	26000.	94	49968	No
113	GOM_NL__2PRFIN20110919_173107_000000473106_00386_49969_7212.N1	19-SEP-2011 17:31:07	Straylight	47.000	84	Alp Phe	2.3970	4500.0	94	49969	No
114	GOM_NL__2PRFIN20110919_173828_000000573106_00386_49969_7213.N1	19-SEP-2011 17:38:28	Twl_and_stray	56.500	52	16Bet Cet	2.0370	4500.0	113	49969	No
115	GOM_NL__2PRFIN20110919_174900_000000403106_00386_49969_7214.N1	19-SEP-2011 17:49:00	Bright	39.500	90	54Alp Peg	2.4870	11000.	79	49969	No
116	GOM_NL__2PRFIN20110919_175246_000000423106_00386_49969_7215.N1	19-SEP-2011 17:52:46	Bright	41.500	93	53Bet Peg	2.5200	3100.0	83	49969	No
117	GOM_NL__2PRFIN20110919_175422_000000473106_00386_49969_7216.N1	19-SEP-2011 17:54:22	Bright	46.500	58	21Alp And	2.0730	11000.	93	49969	No
118	GOM_NL__2PRFIN20110919_180244_000000403106_00386_49969_7217.N1	19-SEP-2011 18:02:44	Bright	39.500	74	11Bet Cas	2.2680	6600.0	79	49969	No
119	GOM_NL__2PRFIN20110919_180423_000000423106_00386_49969_7218.N1	19-SEP-2011 18:04:23	Bright	41.500	76	27Gam Cas	2.3000	30000.	83	49969	No
120	GOM_NL__2PRFIN20110919_182730_000000483106_00386_49969_7219.N1	19-SEP-2011 18:27:30	Bright	47.500	24	66Alp Gem	1.5800	10200.	95	49969	No
121	GOM_NL__2PRFIN20110919_183641_000000603106_00386_49969_7220.N1	19-SEP-2011 18:36:41	Dark	59.500	8	10Alp CMi	0.40000	6500.0	119	49969	No
122	GOM_NL__2PRFIN20110919_184625_000000553106_00386_49969_7221.N1	19-SEP-2011 18:46:25	Dark	55.000	1	9Alp CMa	-1.4400	11000.	110	49969	No
123	GOM_NL__2PRFIN20110919_184820_000000543106_00386_49969_7222.N1	19-SEP-2011 18:48:20	Dark	54.000	23	21Eps CMa	1.5020	26000.	108	49969	No
124	GOM_NL__2PRFIN20110919_221447_000000553106_00389_49972_7287.N1	19-SEP-2011 22:14:47	Dark	55.000	2	Alp Car	-0.73600	7000.0	110	49972	No
125	GOM_NL__2PRFIN20110919_223150_000000453106_00389_49972_7288.N1	19-SEP-2011 22:31:50	Straylight	44.500	84	Alp Phe	2.3970	4500.0	89	49972	No
126	GOM_NL__2PRFIN20110919_223911_000000553106_00389_49972_7289.N1	19-SEP-2011 22:39:11	Twl_and_stray	54.500	52	16Bet Cet	2.0370	4500.0	109	49972	No
127	GOM_NL__2PRFIN20110919_224941_000000393106_00389_49972_7290.N1	19-SEP-2011 22:49:41	Bright	38.500	90	54Alp Peg	2.4870	11000.	77	49972	No
128	GOM_NL__2PRFIN20110919_225327_000000413106_00389_49972_7291.N1	19-SEP-2011 22:53:27	Bright	41.000	93	53Bet Peg	2.5200	3100.0	82	49972	No
129	GOM_NL__2PRFIN20110919_225502_000000453106_00389_49972_7292.N1	19-SEP-2011 22:55:02	Bright	45.000	58	21Alp And	2.0730	11000.	90	49972	No
130	GOM_NL__2PRFIN20110919_230325_000000413106_00389_49972_7293.N1	19-SEP-2011 23:03:25	Bright	40.500	74	11Bet Cas	2.2680	6600.0	81	49972	No
131	GOM_NL__2PRFIN20110919_230503_000000423106_00389_49972_7294.N1	19-SEP-2011 23:05:03	Bright	41.500	76	27Gam Cas	2.3000	30000.	83	49972	No
132	GOM_NL__2PRFIN20110919_232812_000000473106_00389_49972_7295.N1	19-SEP-2011 23:28:12	Bright	46.500	24	66Alp Gem	1.5800	10200.	93	49972	No
133	GOM_NL__2PRFIN20110919_233724_000000573106_00389_49972_7296.N1	19-SEP-2011 23:37:24	Dark	56.500	8	10Alp CMi	0.40000	6500.0	113	49972	No
134	GOM_NL__2PRFIN20110919_234711_000000413106_00389_49972_7297.N1	19-SEP-2011 23:47:11	Dark	41.000	1	9Alp CMa	-1.4400	11000.	82	49972	No
135	GOM_NL__2PRFIN20110919_234905_000000503106_00389_49972_7298.N1	19-SEP-2011 23:49:05	Dark	49.500	23	21Eps CMa	1.5020	26000.	99	49972	No

3. Quality information per product

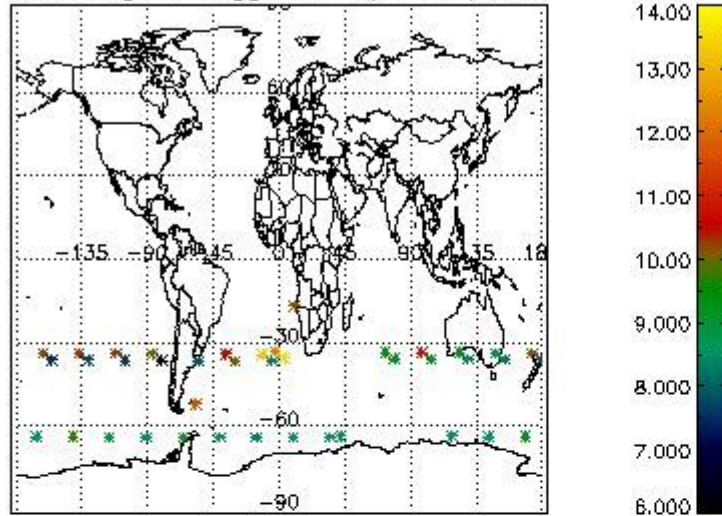
In this section it is plotted some information contained in the Quality Summary data set of the level 2 products. Only products in dark limb conditions and without errors (error flag in the MPH set to "0") are used.

3.1 Plot quality information per product (time dependant)

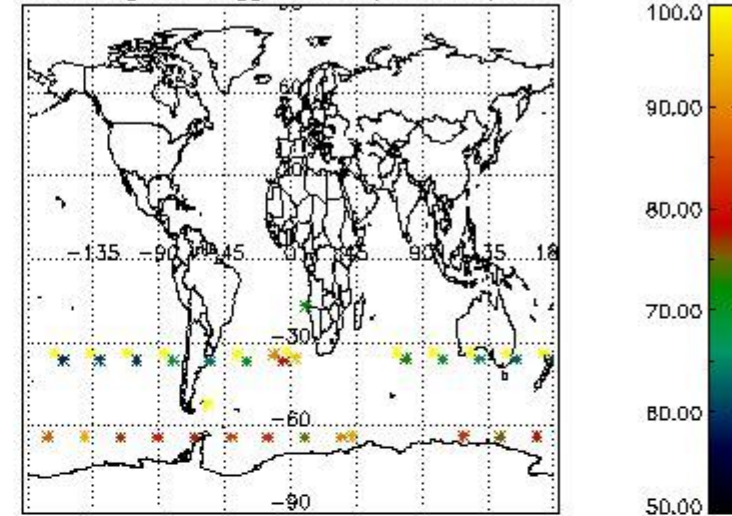


3.2 Plot quality information per product (world map)

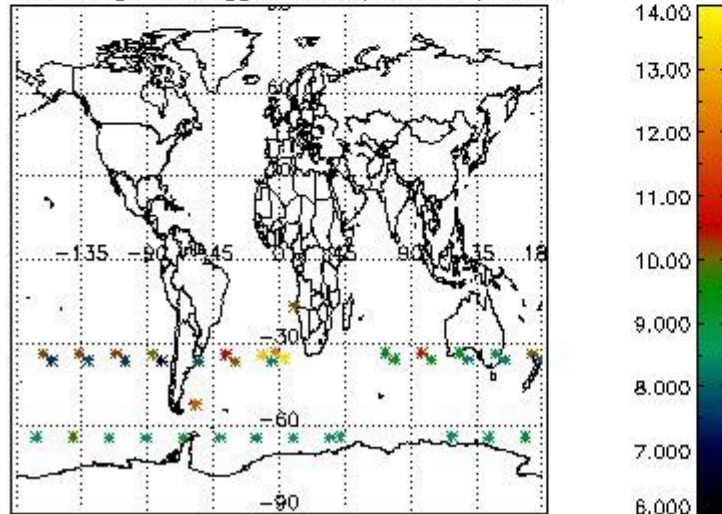
Percentage of flagged data per O3 profile



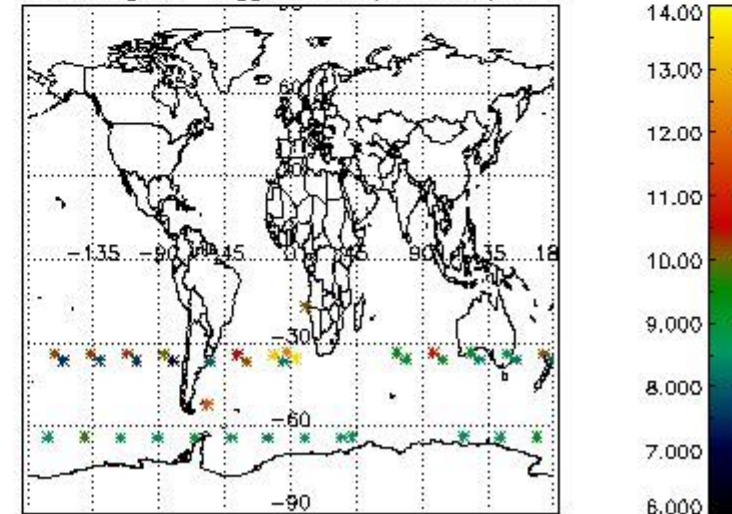
Percentage of flagged data per H2O profile



Percentage of flagged data per NO2 profile



Percentage of flagged data per NO3 profile

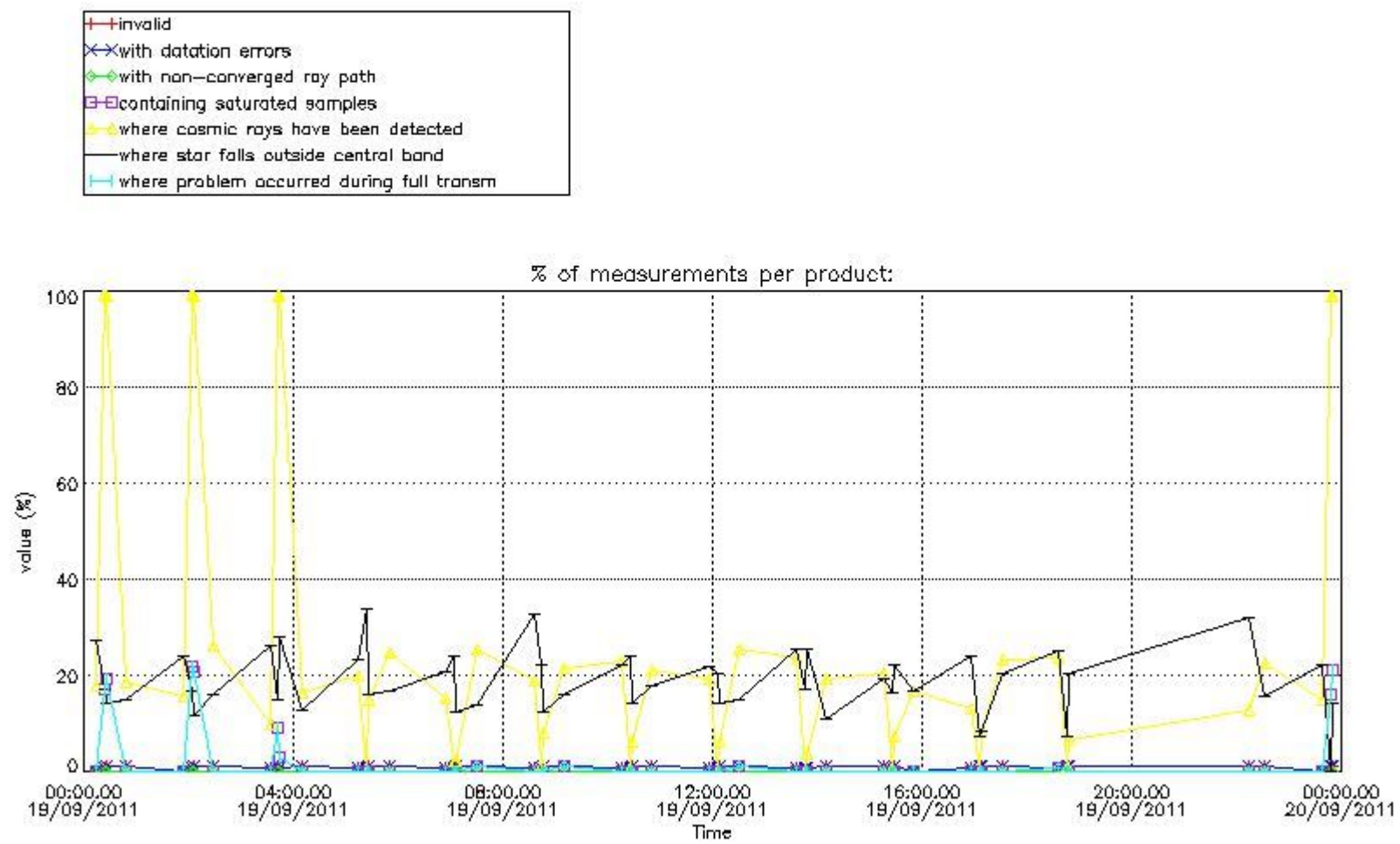


4. Level 1 quality information per product

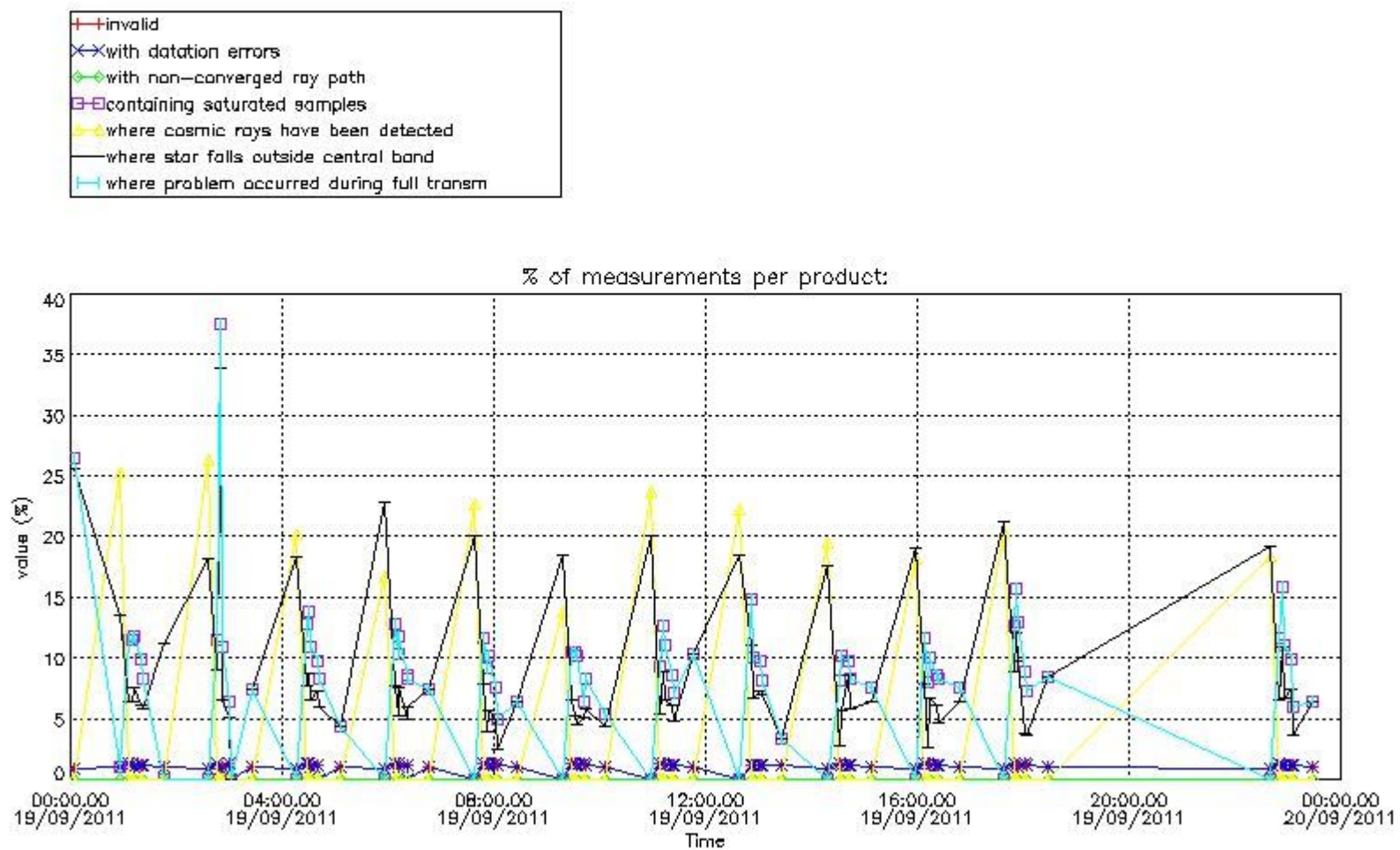
In this section it is plotted some information contained in the Quality Summary data set of the level 2 products that comes from the level 1b processing. Products without errors (error flag in the MPH set to "0") are used.

4.1 Plot quality information per product (time dependant) coming from level 1b processing

4.1.1 Plot level 1 quality information per product (time dependant): ENVISAT ASCENDING passes

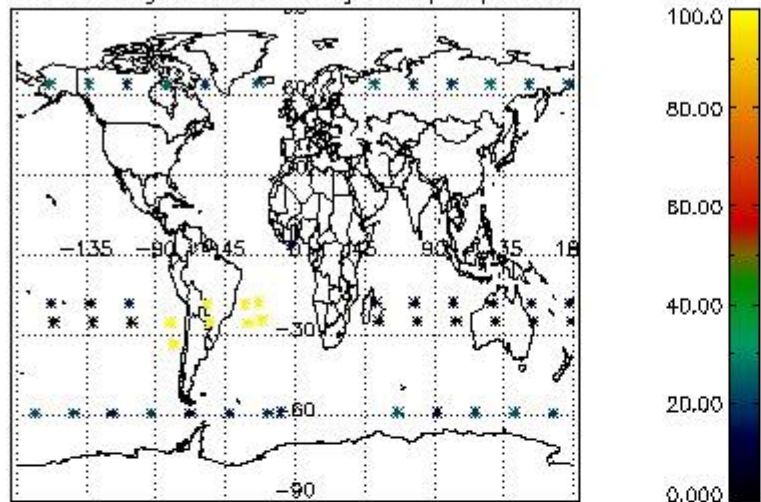


4.1.2 Plot level 1 quality information per product (time dependant): ENVI SAT DESCENDING passes

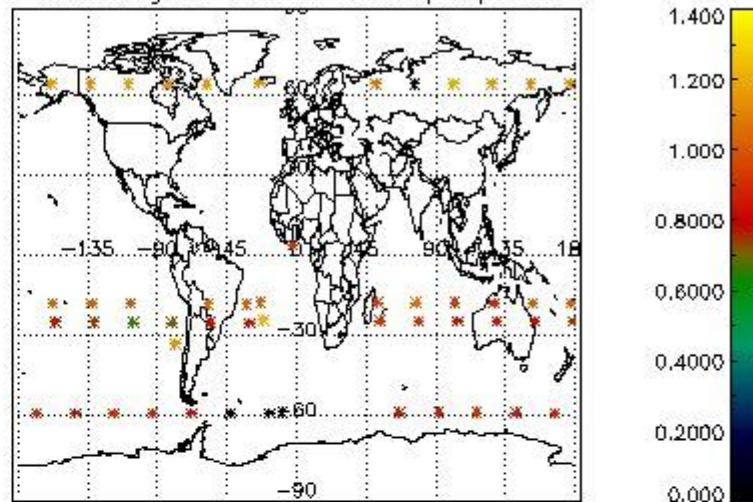


4.2 Plot quality information per product coming from level 1b processing (world map)
 4.2.1 Plot level 1 quality information per product (world map): ENVISAT ASCENDING passes

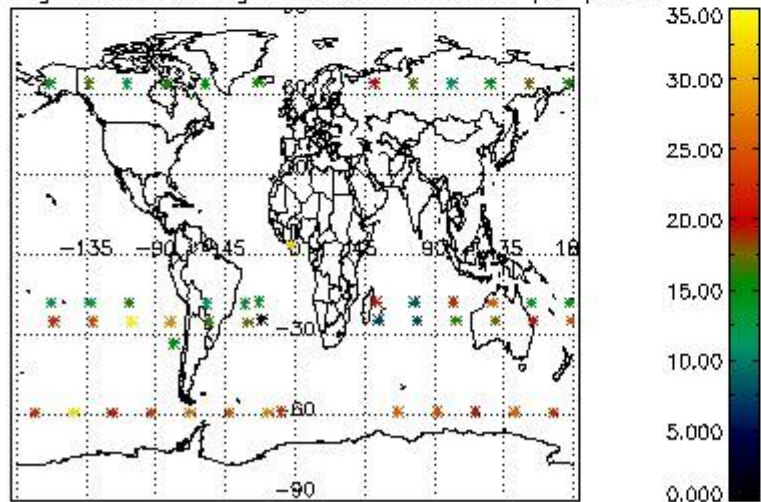
Percentage of cosmic ray hits per profile



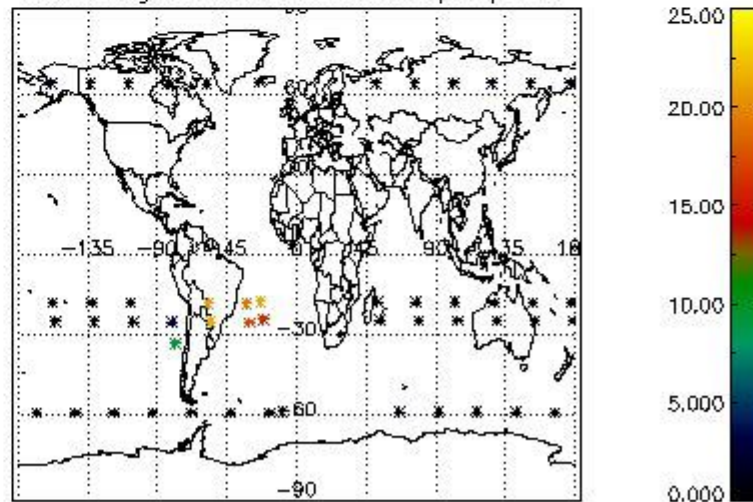
Percentage of datation errors per profile



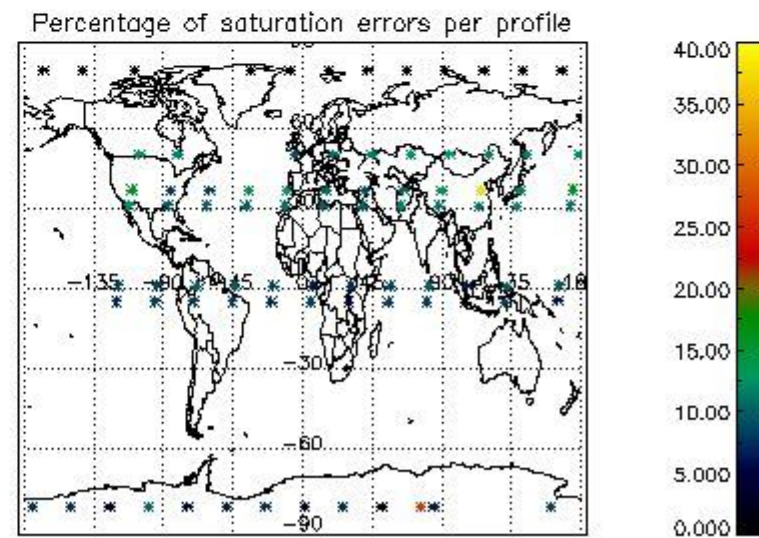
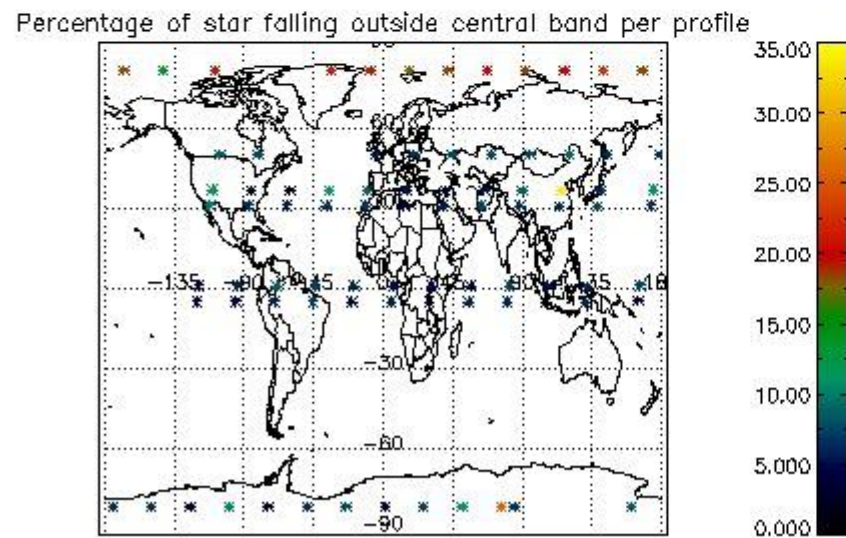
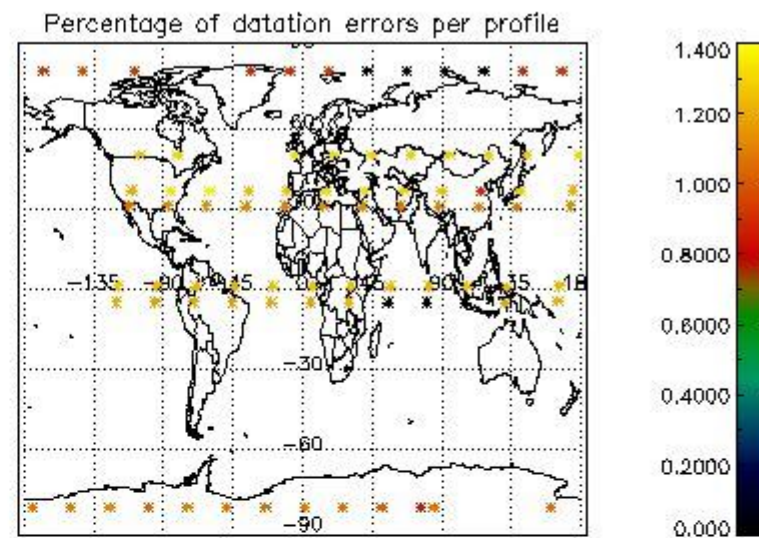
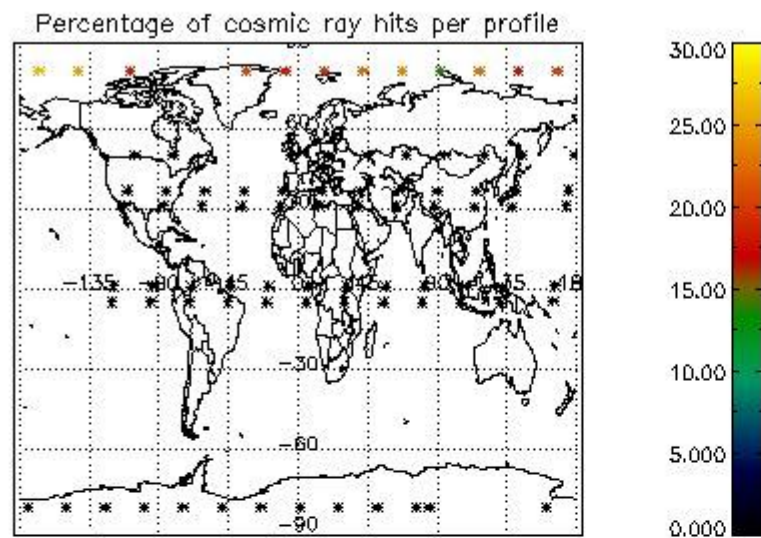
Percentage of star falling outside central band per profile



Percentage of saturation errors per profile



4.2.2 Plot level 1 quality information per product (world map): ENVISAT DESCENDING passes



5. Trace gas profiles

5.1 Ozone statistics based on quality of products

The final quality of the products can be "measured" using the STD (Standard Deviation) attached to every point profile. This information is written to the parameter GOM_NL__2P/NL_LOCAL_SPECIES_DENSITY/o3_std of the level 2 products. The table below shows the statistics for given STD ranges.

The statistics are given with respect to the overall valid production:

- Products without fatal errors: GOM_NL__2P/MPH/PRODUCT_ERR=0
- Valid point profile: GOM_NL__2P/NL_LOCAL_SPECIES_DENSITY/pcd(0)=0

The 'Criteria' is applied to valid points of dark limb products:

- Products in dark limb illumination condition: GOM_NL__2P/NL_SUMMARY_QUALITY/obs_ill_cond=0
- Products without fatal errors: GOM_NL__2P/MPH/PRODUCT_ERR=0
- Valid point profile: GOM_NL__2P/NL_LOCAL_SPECIES_DENSITY/pcd(0)=0

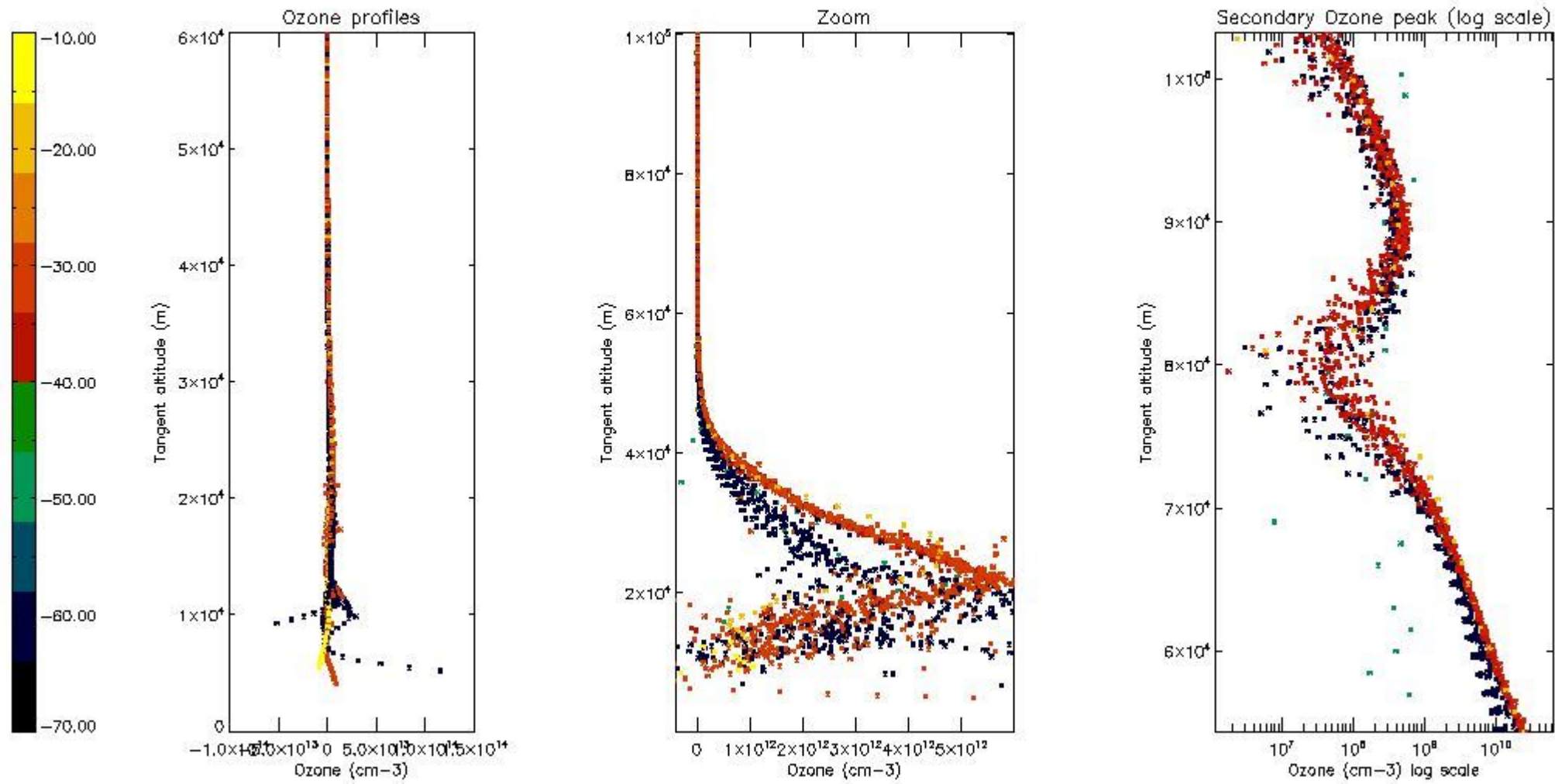
So, the table below shows the percentage of dark limb and valid observations for each criteria with respect to the overall valid daily observations.

Criteria	% of total production
All STD	36
STD < 20	24

STD < 10	21
STD < 5	18

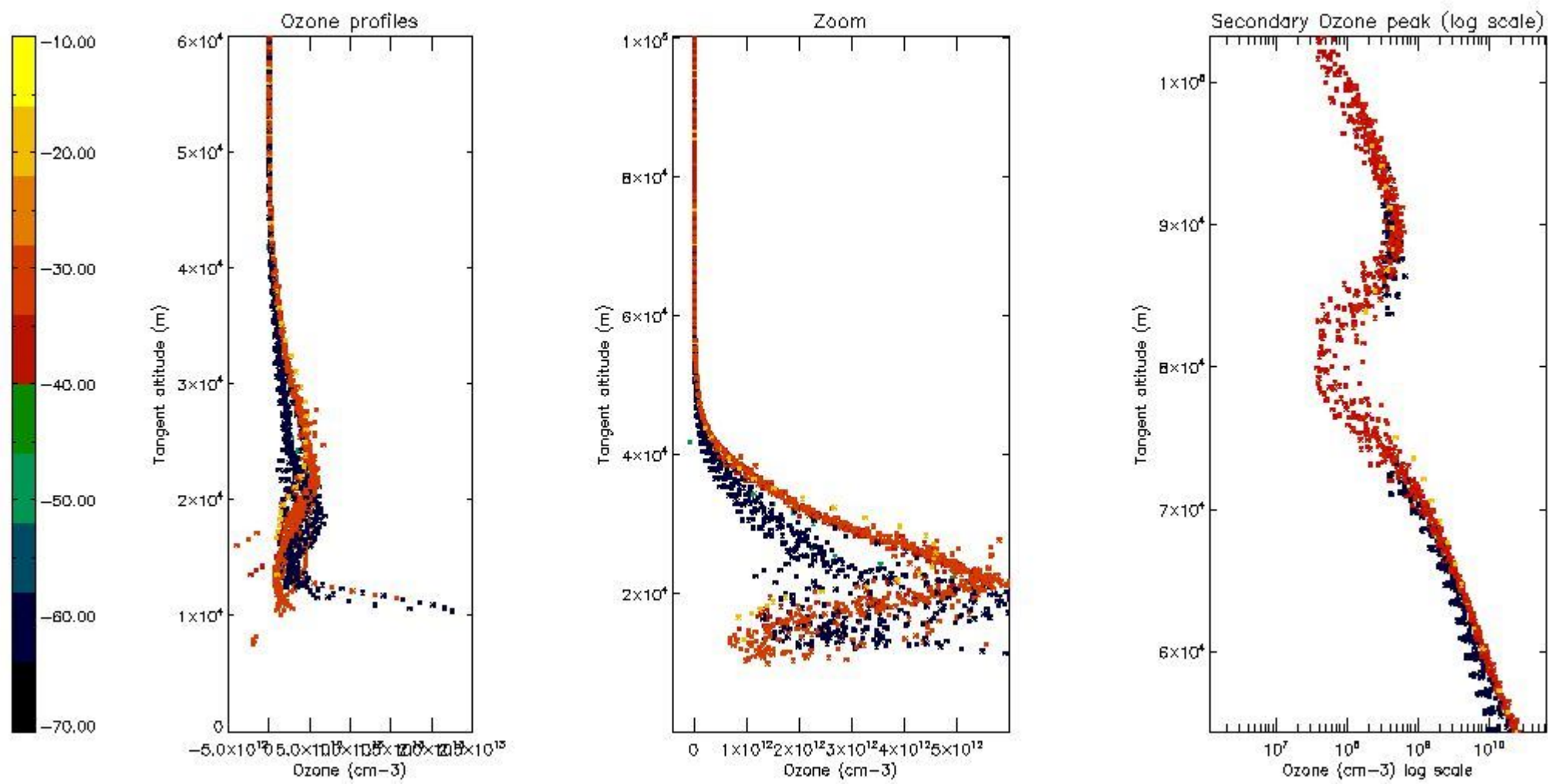
5.2 Plot ozone profiles for all STD (dark without errors)

The colorbar represents the latitude.



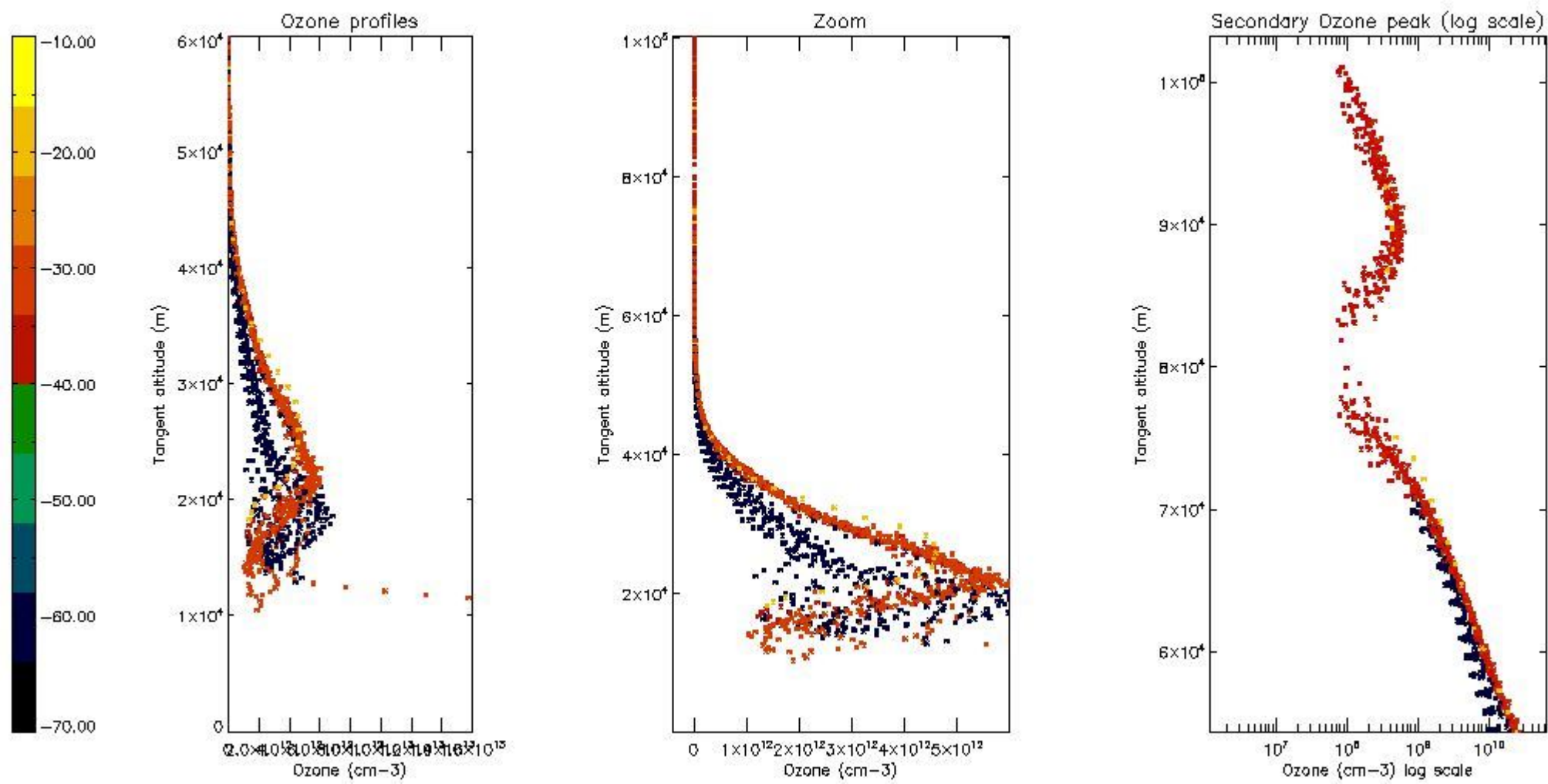
5.3 Plot ozone profiles where STD < 20% (dark without errors)

The colorbar represents the latitude.



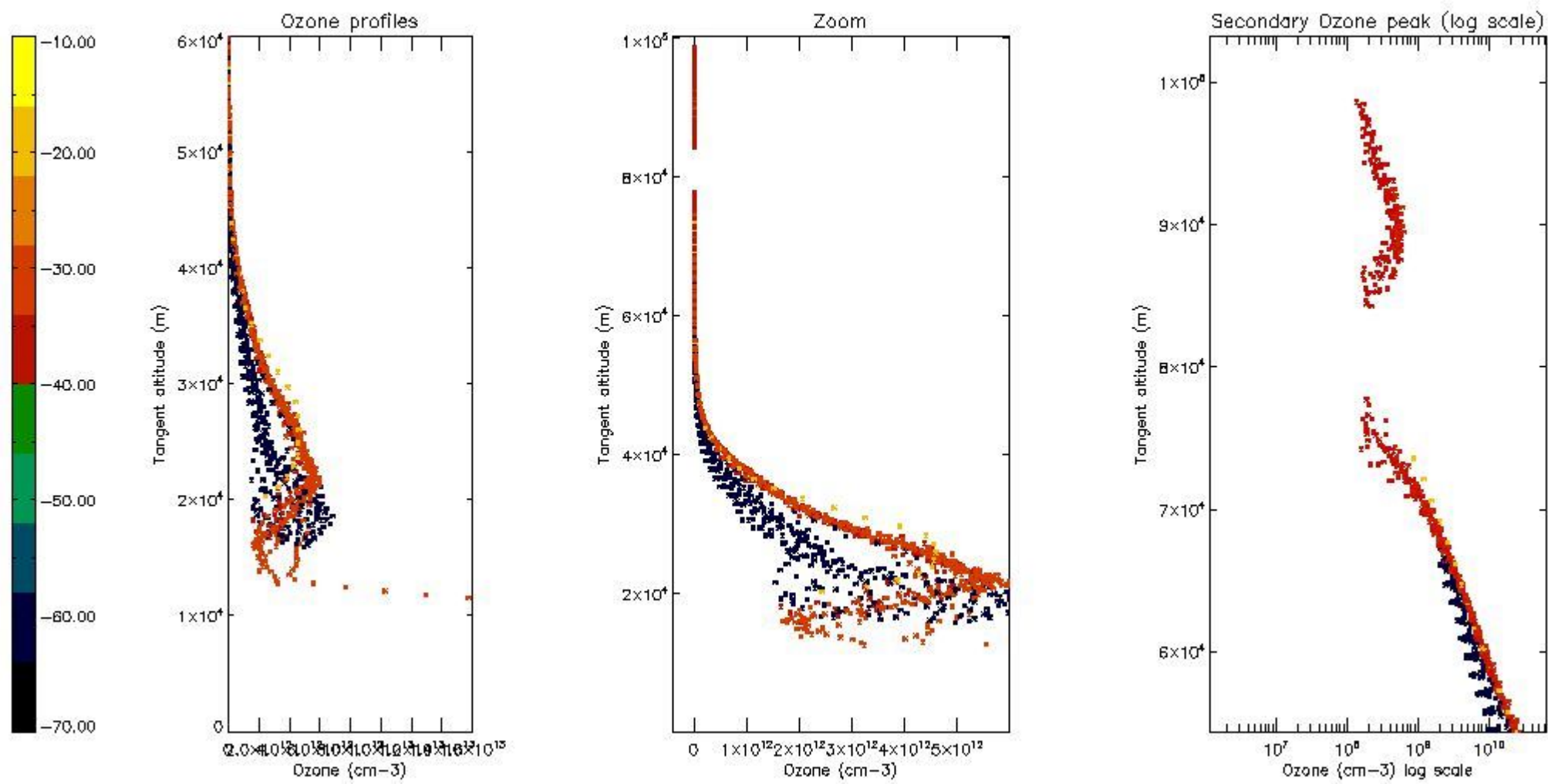
5.4 Plot ozone profiles where STD < 10% (dark without errors)

The colorbar represents the latitude.



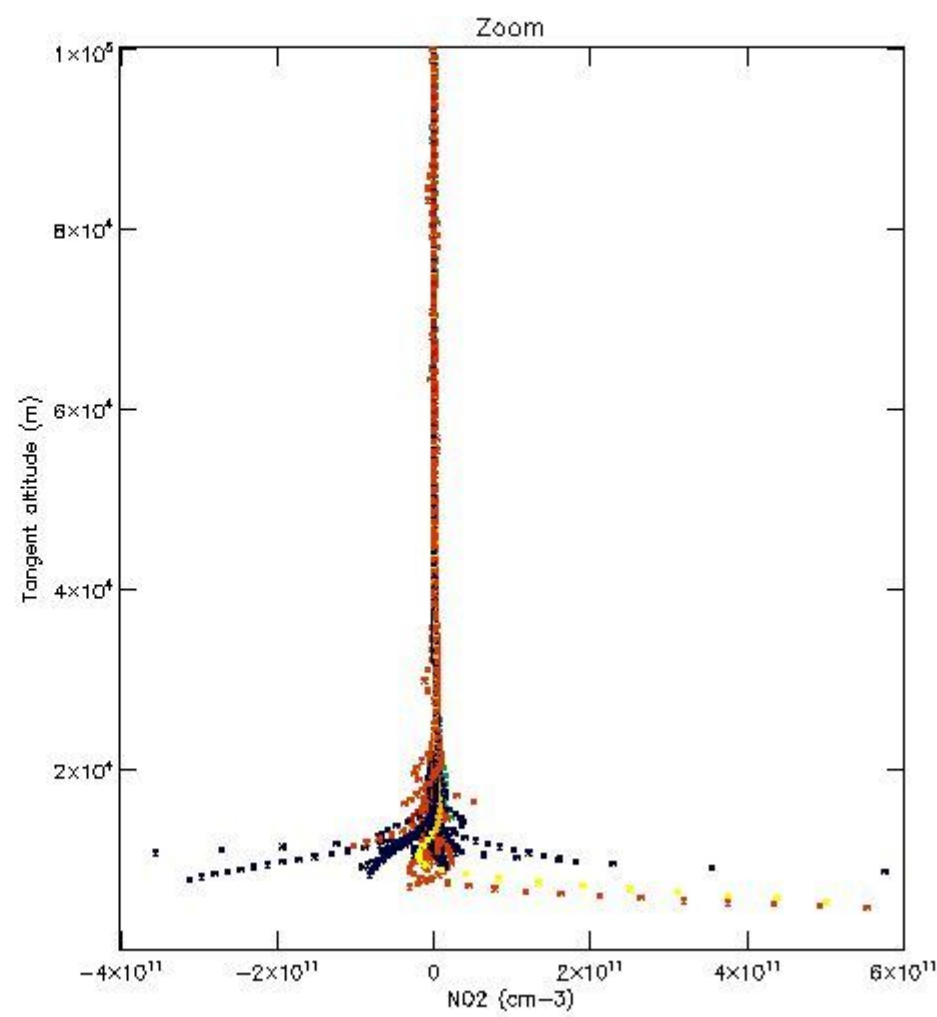
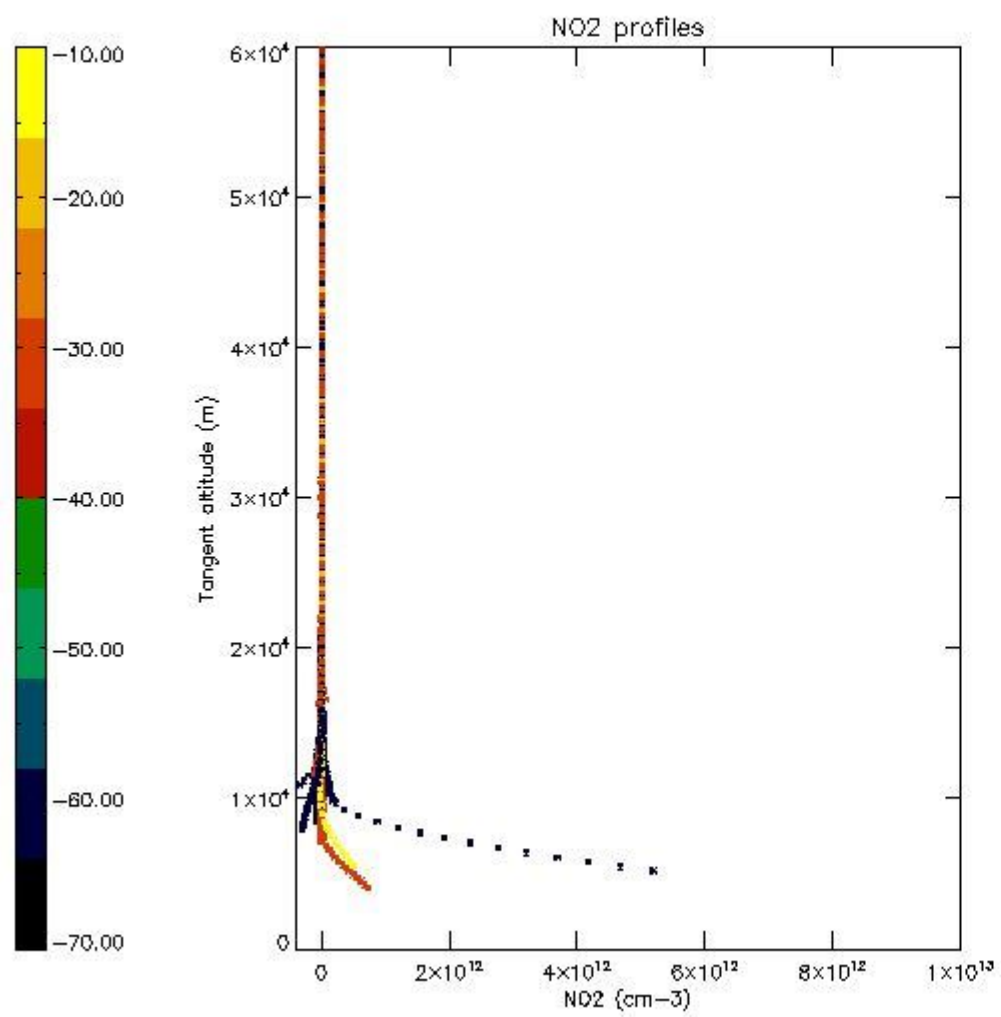
5.5 Plot ozone profiles where STD < 5% (dark without errors)

The colorbar represents the latitude.



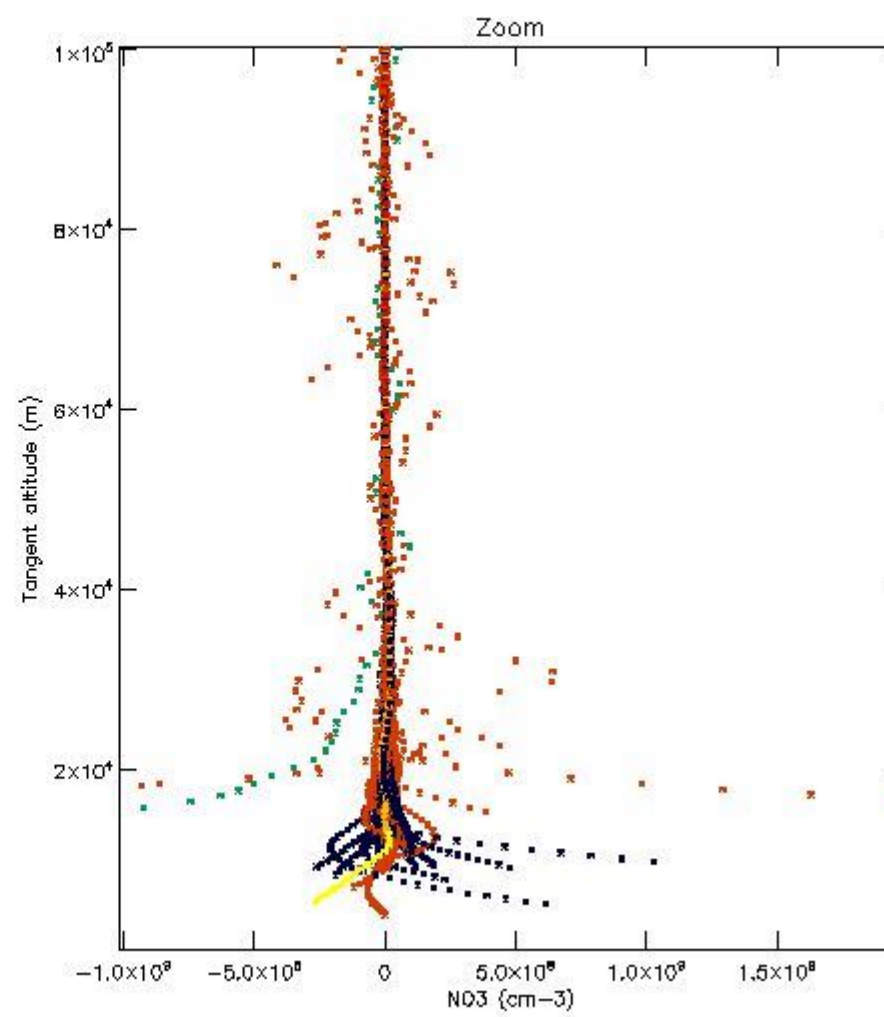
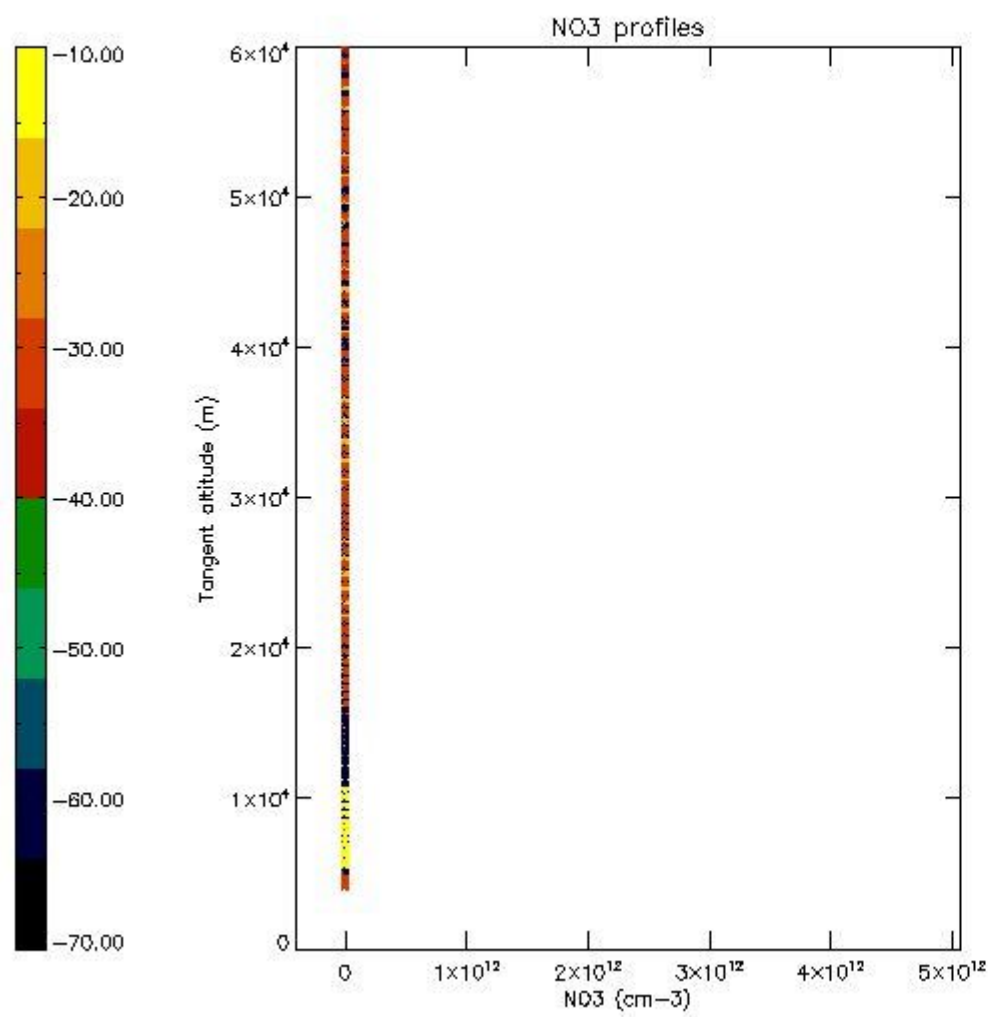
5.6 Plot NO₂ profiles for all STD (dark without errors)

The colorbar represents the latitude.



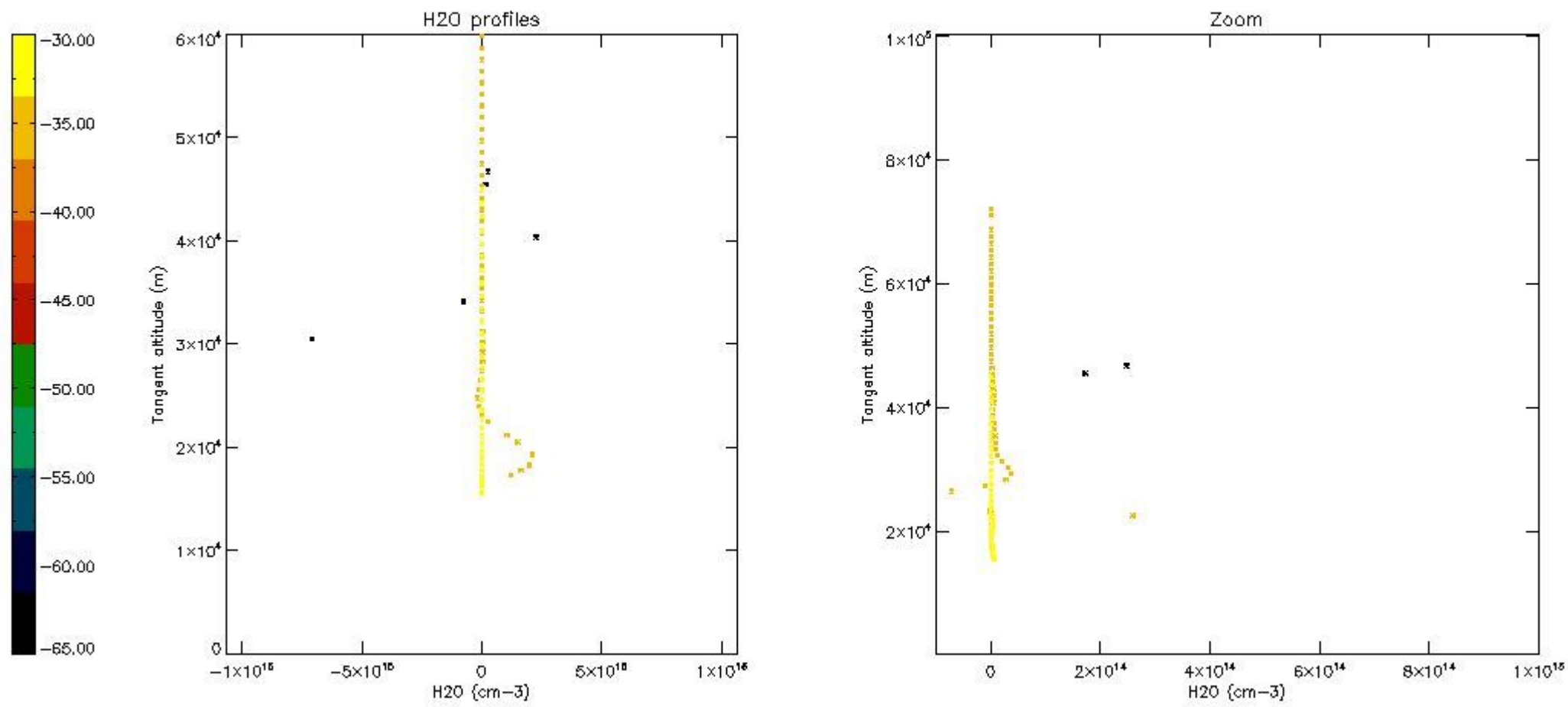
5.7 Plot NO3 profiles for all STD (dark without errors)

The colorbar represents the latitude.



5.8 Plot H₂O profiles for all STD (only for occultations of stars 1,2,3,4,13,14,16,26,63 dark without errors)

The colorbar represents the latitude.



6. Auxiliary Data Files used for the production reported in section 2

The number reported in the third column indicates since which file (see list in section 2) the corresponding auxiliary file has been used. The fourth column is the date of those product files.

Type	Auxiliary Filename	Used since product	Used since product date
INST_PHYS_CHARACTERISTICS	GOM_INS_AXVIEC20091111_143220_20030716_120000_20500101_000000	1	19-SEP-2011 00:04:55
LEVEL-2_PROC_CONFIG	GOM_PR2_AXVIEC20091111_152718_20020301_000000_20500101_000000	1	19-SEP-2011 00:04:55
CROSS_SECTIONS_FILE	GOM_CRS_AXVIEC20091111_154832_20020301_000000_20500101_000000	1	19-SEP-2011 00:04:55

GOMOS Level 2 Daily Report

SUMMARY

[1. General Info](#)

[2. Summary of processed GOM_NL_2P products](#)

[3. Level 2 Quality information per product](#)

[3.1 Plot of level 2 quality information per product \(time dependant\)](#)

[3.2 Plot of level 2 quality information per product \(world map\)](#)

[4. Level 1 Quality information per product \(stored on level 2 products\)](#)

[4.1 Plot of level 1 quality information per product \(time dependant\)](#)

[4.1.1 Plot of level 1 quality information per product \(time dependant\): ASCENDING](#)

[4.1.2 Plot of level 1 quality information per product \(time dependant\): DESCENDING](#)

[4.2 Plot of level 1 quality information per product \(world map\)](#)

[4.2.1 Plot of level 1 quality information per product \(world map\): ASCENDING](#)

[4.2.2 Plot of level 1 quality information per product \(world map\): DESCENDING](#)

[5. Ozone profiles based on quality statistics and other trace gas profiles](#)

[5.1 Ozone statistics based on quality of products](#)

[5.2 Plot ozone profiles for all STD \(dark without errors\)](#)

[5.3 Plot ozone profiles where STD < 20% \(dark without errors\)](#)

[5.4. Plot ozone profiles where STD < 10% \(dark without errors\)](#)

[5.5. Plot ozone profiles where STD < 5% \(dark without errors\)](#)

[5.6 Plot NO2 profiles for all STD \(dark without errors\)](#)

[5.7 Plot NO3 profiles for all STD \(dark without errors\)](#)

[5.8 Plot H2O profiles \(only for occultations of stars 1,2,3,4,13,14,16,26,63 dark without errors\) for all STD](#)

[6. Auxiliary Data Files used for the production reported in section 2](#)

This report presents the daily analysis on parameters extracted from GOMOS level 2 data (GOM_NL__2P). It is intended to monitor some important parameters that will impact the quality of these products. A list of level 2 products (and content) that have arrived during the reporting day to the PCF is also given.

Item	Value
Time of report generation	24APR2013 17:47:26
Data source version	GOMOS/6.01
Start time of products	19-09-2011 (19SEP2011 00:00:00)
Stop time of products	20-09-2011 (20SEP2011 00:00:00)
Store outputs in DB	Yes
Nb of level 2 prods	135
Nb of prods with errors	0

2. Summary of processed GOM_NL__2P products.

Nr	Filename	UTC Start time	Limb	Duration	Star Id	Star Name	Star Mag	Star Temp	Nb Meas	Orbit	Prod. error
1	GOM_NL__2PRFIN20110919_000455_000000593106_00375_49958_6952.N1	19-SEP-2011 00:04:55	Bright	58.500	24	66Alp Gem	1.5800	10200.	117	49958	No
2	GOM_NL__2PRFIN20110919_001400_000000593106_00375_49958_6953.N1	19-SEP-2011 00:14:00	Dark	59.000	8	10Alp CMi	0.40000	6500.0	118	49958	No
3	GOM_NL__2PRFIN20110919_002338_000000613106_00375_49958_6954.N1	19-SEP-2011 00:23:38	Dark	61.000	1	9Alp CMa	-1.4400	11000.	122	49958	No
4	GOM_NL__2PRFIN20110919_002536_000000503106_00375_49958_6955.N1	19-SEP-2011 00:25:36	Dark	49.500	23	21Eps CMa	1.5020	26000.	99	49958	No
5	GOM_NL__2PRFIN20110919_004844_000000443106_00376_49959_6957.N1	19-SEP-2011 00:48:44	Straylight	43.500	84	Alp Phe	2.3970	4500.0	87	49959	No
6	GOM_NL__2PRFIN20110919_005607_000000523106_00376_49959_6958.N1	19-SEP-2011 00:56:07	Twi_and_stray	51.500	52	16Bet Cet	2.0370	4500.0	103	49959	No
7	GOM_NL__2PRFIN20110919_010641_000000393106_00376_49959_6959.N1	19-SEP-2011 01:06:41	Bright	39.000	90	54Alp Peg	2.4870	11000.	78	49959	No
8	GOM_NL__2PRFIN20110919_011028_000000393106_00376_49959_6960.N1	19-SEP-2011 01:10:28	Bright	39.000	93	53Bet Peg	2.5200	3100.0	78	49959	No
9	GOM_NL__2PRFIN20110919_011208_000000473106_00376_49959_6961.N1	19-SEP-2011 01:12:08	Bright	46.500	58	21Alp And	2.0730	11000.	93	49959	No
10	GOM_NL__2PRFIN20110919_012029_000000413106_00376_49959_6962.N1	19-SEP-2011 01:20:29	Bright	40.500	74	11Bet Cas	2.2680	6600.0	81	49959	No
11	GOM_NL__2PRFIN20110919_012209_000000433106_00376_49959_6963.N1	19-SEP-2011 01:22:09	Bright	42.500	76	27Gam Cas	2.3000	30000.	85	49959	No
12	GOM_NL__2PRFIN20110919_014509_000000493106_00376_49959_6964.N1	19-SEP-2011 01:45:09	Bright	49.000	24	66Alp Gem	1.5800	10200.	98	49959	No
13	GOM_NL__2PRFIN20110919_015415_000000583106_00376_49959_6965.N1	19-SEP-2011 01:54:15	Dark	58.000	8	10Alp CMi	0.40000	6500.0	116	49959	No
14	GOM_NL__2PRFIN20110919_020353_000000603106_00376_49959_6966.N1	19-SEP-2011 02:03:53	Dark	60.000	1	9Alp CMa	-1.4400	11000.	120	49959	No
15	GOM_NL__2PRFIN20110919_020551_000000483106_00376_49959_6967.N1	19-SEP-2011 02:05:51	Dark	48.000	23	21Eps CMa	1.5020	26000.	96	49959	No
16	GOM_NL__2PRFIN20110919_022858_000000443106_00377_49960_6976.N1	19-SEP-2011 02:28:58	Straylight	44.000	84	Alp Phe	2.3970	4500.0	88	49960	No
17	GOM_NL__2PRFIN20110919_023621_000000553106_00377_49960_6977.N1	19-SEP-2011 02:36:21	Twi_and_stray	55.000	52	16Bet Cet	2.0370	4500.0	110	49960	No
18	GOM_NL__2PRFIN20110919_024655_000000393106_00377_49960_6978.N1	19-SEP-2011 02:46:55	Bright	39.000	90	54Alp Peg	2.4870	11000.	78	49960	No
19	GOM_NL__2PRFIN20110919_025042_000000563106_00377_49960_6979.N1	19-SEP-2011 02:50:42	Bright	56.000	93	53Bet Peg	2.5200	3100.0	112	49960	No
20	GOM_NL__2PRFIN20110919_025221_000000463106_00377_49960_6980.N1	19-SEP-2011 02:52:21	Bright	46.000	58	21Alp And	2.0730	11000.	92	49960	No
21	GOM_NL__2PRFIN20110919_030042_000000403106_00377_49960_6981.N1	19-SEP-2011 03:00:42	Bright	39.500	74	11Bet Cas	2.2680	6600.0	79	49960	No
22	GOM_NL__2PRFIN20110919_030222_000000383106_00377_49960_6982.N1	19-SEP-2011 03:02:22	Bright	37.500	76	27Gam Cas	2.3000	30000.	75	49960	No
23	GOM_NL__2PRFIN20110919_032523_000000473106_00377_49960_6983.N1	19-SEP-2011 03:25:23	Bright	47.000	24	66Alp Gem	1.5800	10200.	94	49960	No
24	GOM_NL__2PRFIN20110919_033429_000000613106_00377_49960_6984.N1	19-SEP-2011 03:34:29	Dark	61.000	8	10Alp CMi	0.40000	6500.0	122	49960	No
25	GOM_NL__2PRFIN20110919_034151_000000443106_00377_49960_6985.N1	19-SEP-2011 03:41:51	Dark	43.500	132	15Rho Pup	2.8030	6900.0	87	49960	No
26	GOM_NL__2PRFIN20110919_034408_000000703106_00377_49960_6986.N1	19-SEP-2011 03:44:08	Dark	70.000	1	9Alp CMa	-1.4400	11000.	140	49960	No
27	GOM_NL__2PRFIN20110919_040913_000000433106_00378_49961_6982.N1	19-SEP-2011 04:09:13	Straylight	43.000	84	Alp Phe	2.3970	4500.0	86	49961	No
28	GOM_NL__2PRFIN20110919_041635_000000553106_00378_49961_6983.N1	19-SEP-2011 04:16:35	Twi_and_stray	54.500	52	16Bet Cet	2.0370	4500.0	109	49961	No
29	GOM_NL__2PRFIN20110919_042709_000000393106_00378_49961_6984.N1	19-SEP-2011 04:27:09	Bright	39.000	90	54Alp Peg	2.4870	11000.	78	49961	No
30	GOM_NL__2PRFIN20110919_043056_000000403106_00378_49961_6985.N1	19-SEP-2011 04:30:56	Bright	40.000	93	53Bet Peg	2.5200	3100.0	80	49961	No
31	GOM_NL__2PRFIN20110919_043235_000000463106_00378_49961_6986.N1	19-SEP-2011 04:32:35	Bright	46.000	58	21Alp And	2.0730	11000.	92	49961	No
32	GOM_NL__2PRFIN20110919_044056_000000413106_00378_49961_6987.N1	19-SEP-2011 04:40:56	Bright	41.000	74	11Bet Cas	2.2680	6600.0	82	49961	No
33	GOM_NL__2PRFIN20110919_044236_000000423106_00378_49961_6988.N1	19-SEP-2011 04:42:36	Bright	42.000	76	27Gam Cas	2.3000	30000.	84	49961	No
34	GOM_NL__2PRFIN20110919_050537_000000463106_00378_49961_6989.N1	19-SEP-2011 05:05:37	Bright	46.000	24	66Alp Gem	1.5800	10200.	92	49961	No
35	GOM_NL__2PRFIN20110919_051444_000000583106_00378_49961_6990.N1	19-SEP-2011 05:14:44	Dark	58.000	8	10Alp CMi	0.40000	6500.0	116	49961	No
36	GOM_NL__2PRFIN20110919_052423_000000773106_00378_49961_6991.N1	19-SEP-2011 05:24:23	Dark	76.500	1	9Alp CMa	-1.4400	11000.	153	49961	No
37	GOM_NL__2PRFIN20110919_052621_000000513106_00378_49961_6992.N1	19-SEP-2011 05:26:21	Dark	50.500	23	21Eps CMa	1.5020	26000.	101	49961	No
38	GOM_NL__2PRFIN20110919_054927_000000453106_00379_49962_6992.N1	19-SEP-2011 05:49:27	Straylight	44.500	84	Alp Phe	2.3970	4500.0	89	49962	No
39	GOM_NL__2PRFIN20110919_055650_000000573106_00379_49962_6993.N1	19-SEP-2011 05:56:50	Twi_and_stray	57.000	52	16Bet Cet	2.0370	4500.0	114	49962	No
40	GOM_NL__2PRFIN20110919_060723_000000393106_00379_49962_6994.N1	19-SEP-2011 06:07:23	Bright	39.000	90	54Alp Peg	2.4870	11000.	78	49962	No
41	GOM_NL__2PRFIN20110919_061109_000000393106_00379_49962_6995.N1	19-SEP-2011 06:11:09	Bright	38.500	93	53Bet Peg	2.5200	3100.0	77	49962	No
42	GOM_NL__2PRFIN20110919_061248_000000473106_00379_49962_6996.N1	19-SEP-2011 06:12:48	Bright	46.500	58	21Alp And	2.0730	11000.	93	49962	No

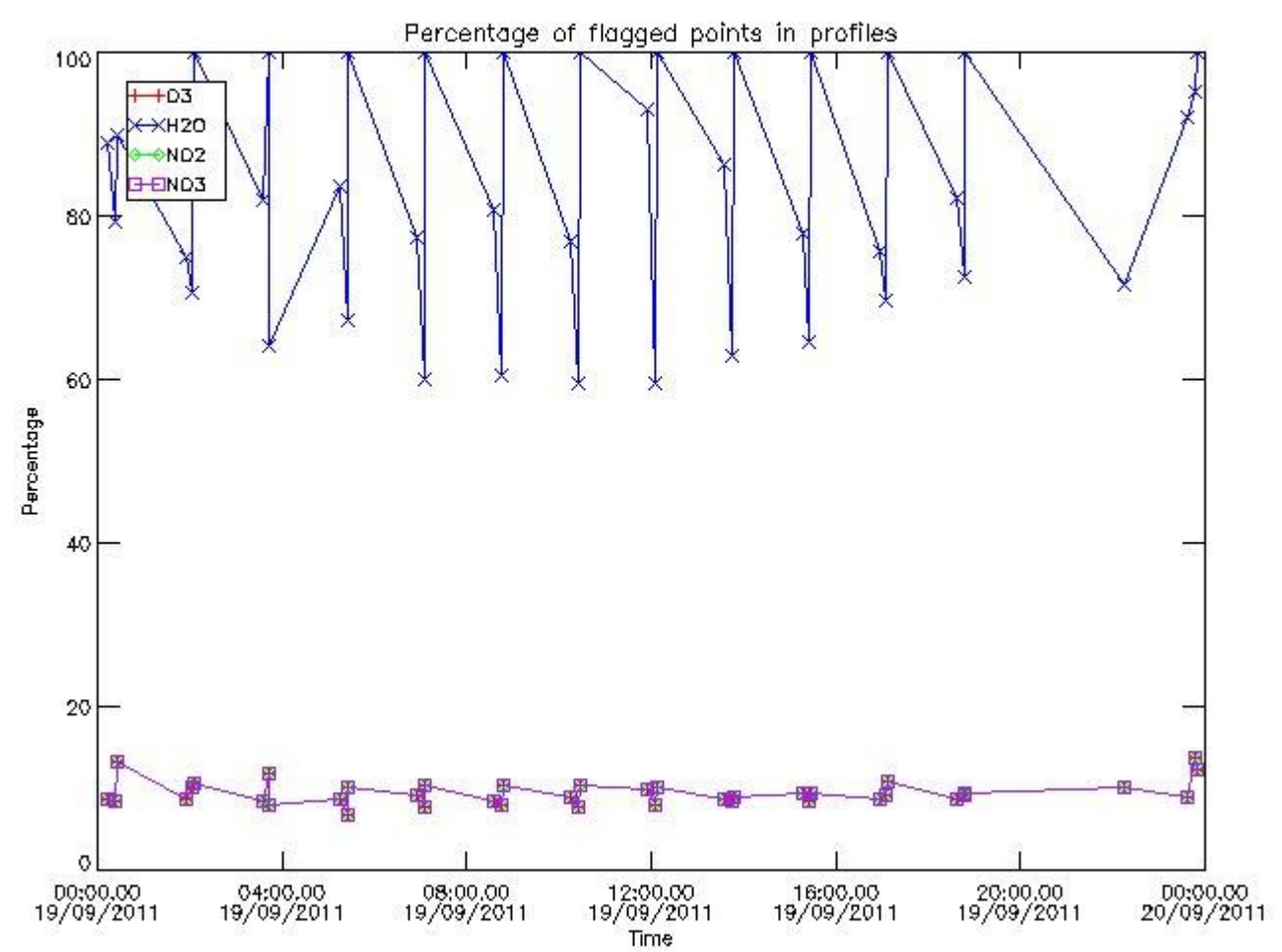
43	GOM_NL__2PRFIN20110919_062109_000000413106_00379_49962_6997.N1	19-SEP-2011 06:21:09	Bright	40.500	74	11Bet Cas	2.2680	6600.0	81	49962	No
44	GOM_NL__2PRFIN20110919_062249_000000423106_00379_49962_6998.N1	19-SEP-2011 06:22:49	Bright	42.000	76	27Gam Cas	2.3000	30000.	84	49962	No
45	GOM_NL__2PRFIN20110919_064551_000000483106_00379_49962_6999.N1	19-SEP-2011 06:45:51	Bright	47.500	24	66Alp Gem	1.5800	10200.	95	49962	No
46	GOM_NL__2PRFIN20110919_065459_000000563106_00379_49962_7000.N1	19-SEP-2011 06:54:59	Dark	55.500	8	10Alp CMi	0.40000	6500.0	111	49962	No
47	GOM_NL__2PRFIN20110919_070439_000000673106_00379_49962_7001.N1	19-SEP-2011 07:04:39	Dark	66.500	1	9Alp CMA	-1.4400	11000.	133	49962	No
48	GOM_NL__2PRFIN20110919_070636_000000493106_00379_49962_7002.N1	19-SEP-2011 07:06:36	Dark	49.000	23	21Eps CMA	1.5020	26000.	98	49962	No
49	GOM_NL__2PRFIN20110919_072941_000000433106_00380_49963_7005.N1	19-SEP-2011 07:29:41	Straylight	43.000	84	Alp Phe	2.3970	4500.0	86	49963	No
50	GOM_NL__2PRFIN20110919_073704_000000553106_00380_49963_7006.N1	19-SEP-2011 07:37:04	Tw_i_and_stray	55.000	52	16Bet Cet	2.0370	4500.0	110	49963	No
51	GOM_NL__2PRFIN20110919_074737_000000393106_00380_49963_7007.N1	19-SEP-2011 07:47:37	Bright	38.500	90	54Alp Peg	2.4870	11000.	77	49963	No
52	GOM_NL__2PRFIN20110919_075123_000000383106_00380_49963_7008.N1	19-SEP-2011 07:51:23	Bright	38.000	93	53Bet Peg	2.5200	3100.0	76	49963	No
53	GOM_NL__2PRFIN20110919_075302_000000453106_00380_49963_7009.N1	19-SEP-2011 07:53:02	Bright	44.500	58	21Alp And	2.0730	11000.	89	49963	No
54	GOM_NL__2PRFIN20110919_080123_000000403106_00380_49963_7010.N1	19-SEP-2011 08:01:23	Bright	40.000	74	11Bet Cas	2.2680	6600.0	80	49963	No
55	GOM_NL__2PRFIN20110919_080303_000000413106_00380_49963_7011.N1	19-SEP-2011 08:03:03	Bright	41.000	76	27Gam Cas	2.3000	30000.	82	49963	No
56	GOM_NL__2PRFIN20110919_082606_000000473106_00380_49963_7012.N1	19-SEP-2011 08:26:06	Bright	46.500	24	66Alp Gem	1.5800	10200.	93	49963	No
57	GOM_NL__2PRFIN20110919_083513_000000663106_00380_49963_7013.N1	19-SEP-2011 08:35:13	Dark	65.500	8	10Alp CMi	0.40000	6500.0	131	49963	No
58	GOM_NL__2PRFIN20110919_084454_000000653106_00380_49963_7014.N1	19-SEP-2011 08:44:54	Dark	65.000	1	9Alp CMA	-1.4400	11000.	130	49963	No
59	GOM_NL__2PRFIN20110919_084651_000000493106_00380_49963_7015.N1	19-SEP-2011 08:46:51	Dark	49.000	23	21Eps CMA	1.5020	26000.	98	49963	No
60	GOM_NL__2PRFIN20110919_090956_000000443106_00381_49964_7027.N1	19-SEP-2011 09:09:56	Straylight	44.000	84	Alp Phe	2.3970	4500.0	88	49964	No
61	GOM_NL__2PRFIN20110919_091718_000000543106_00381_49964_7028.N1	19-SEP-2011 09:17:18	Tw_i_and_stray	54.000	52	16Bet Cet	2.0370	4500.0	108	49964	No
62	GOM_NL__2PRFIN20110919_092751_000000383106_00381_49964_7029.N1	19-SEP-2011 09:27:51	Bright	38.000	90	54Alp Peg	2.4870	11000.	76	49964	No
63	GOM_NL__2PRFIN20110919_093137_000000383106_00381_49964_7030.N1	19-SEP-2011 09:31:37	Bright	38.000	93	53Bet Peg	2.5200	3100.0	76	49964	No
64	GOM_NL__2PRFIN20110919_093315_000000453106_00381_49964_7031.N1	19-SEP-2011 09:33:15	Bright	44.500	58	21Alp And	2.0730	11000.	89	49964	No
65	GOM_NL__2PRFIN20110919_094137_000000403106_00381_49964_7032.N1	19-SEP-2011 09:41:37	Bright	39.500	74	11Bet Cas	2.2680	6600.0	79	49964	No
66	GOM_NL__2PRFIN20110919_094316_000000433106_00381_49964_7033.N1	19-SEP-2011 09:43:16	Bright	42.500	76	27Gam Cas	2.3000	30000.	85	49964	No
67	GOM_NL__2PRFIN20110919_100620_000000463106_00381_49964_7034.N1	19-SEP-2011 10:06:20	Bright	46.000	24	66Alp Gem	1.5800	10200.	92	49964	No
68	GOM_NL__2PRFIN20110919_101528_000000573106_00381_49964_7035.N1	19-SEP-2011 10:15:28	Dark	56.500	8	10Alp CMi	0.40000	6500.0	113	49964	No
69	GOM_NL__2PRFIN20110919_102509_000000673106_00381_49964_7036.N1	19-SEP-2011 10:25:09	Dark	67.000	1	9Alp CMA	-1.4400	11000.	134	49964	No
70	GOM_NL__2PRFIN20110919_102706_000000503106_00381_49964_7037.N1	19-SEP-2011 10:27:06	Dark	49.500	23	21Eps CMA	1.5020	26000.	99	49964	No
71	GOM_NL__2PRFIN20110919_105010_000000453106_00382_49965_7066.N1	19-SEP-2011 10:50:10	Straylight	45.000	84	Alp Phe	2.3970	4500.0	90	49965	No
72	GOM_NL__2PRFIN20110919_105732_000000553106_00382_49965_7067.N1	19-SEP-2011 10:57:32	Tw_i_and_stray	55.000	52	16Bet Cet	2.0370	4500.0	110	49965	No
73	GOM_NL__2PRFIN20110919_110805_000000383106_00382_49965_7068.N1	19-SEP-2011 11:08:05	Bright	37.500	90	54Alp Peg	2.4870	11000.	75	49965	No
74	GOM_NL__2PRFIN20110919_111151_000000403106_00382_49965_7069.N1	19-SEP-2011 11:11:51	Bright	39.500	93	53Bet Peg	2.5200	3100.0	79	49965	No
75	GOM_NL__2PRFIN20110919_111328_000000463106_00382_49965_7070.N1	19-SEP-2011 11:13:28	Bright	45.500	58	21Alp And	2.0730	11000.	91	49965	No
76	GOM_NL__2PRFIN20110919_112150_000000413106_00382_49965_7071.N1	19-SEP-2011 11:21:50	Bright	40.500	74	11Bet Cas	2.2680	6600.0	81	49965	No
77	GOM_NL__2PRFIN20110919_112329_000000423106_00382_49965_7072.N1	19-SEP-2011 11:23:29	Bright	42.000	76	27Gam Cas	2.3000	30000.	84	49965	No
78	GOM_NL__2PRFIN20110919_114634_000000493106_00382_49965_7073.N1	19-SEP-2011 11:46:34	Bright	48.500	24	66Alp Gem	1.5800	10200.	97	49965	No
79	GOM_NL__2PRFIN20110919_115542_000000573106_00382_49965_7074.N1	19-SEP-2011 11:55:42	Dark	57.000	8	10Alp CMi	0.40000	6500.0	114	49965	No
80	GOM_NL__2PRFIN20110919_120524_000000643106_00382_49965_7075.N1	19-SEP-2011 12:05:24	Dark	63.500	1	9Alp CMA	-1.4400	11000.	127	49965	No
81	GOM_NL__2PRFIN20110919_120720_000000503106_00382_49965_7076.N1	19-SEP-2011 12:07:20	Dark	50.000	23	21Eps CMA	1.5020	26000.	100	49965	No
82	GOM_NL__2PRFIN20110919_123024_000000443106_00383_49966_7101.N1	19-SEP-2011 12:30:24	Straylight	43.500	84	Alp Phe	2.3970	4500.0	87	49966	No
83	GOM_NL__2PRFIN20110919_123746_000000543106_00383_49966_7102.N1	19-SEP-2011 12:37:46	Tw_i_and_stray	54.000	52	16Bet Cet	2.0370	4500.0	108	49966	No
84	GOM_NL__2PRFIN20110919_125204_000000413106_00383_49966_7103.N1	19-SEP-2011 12:52:04	Bright	40.500	93	53Bet Peg	2.5200	3100.0	81	49966	No
85	GOM_NL__2PRFIN20110919_125342_000000453106_00383_49966_7104.N1	19-SEP-2011 12:53:42	Bright	45.000	58	21Alp And	2.0730	11000.	90	49966	No
86	GOM_NL__2PRFIN20110919_130204_000000413106_00383_49966_7105.N1	19-SEP-2011 13:02:04	Bright	41.000	74	11Bet Cas	2.2680	6600.0	82	49966	No
87	GOM_NL__2PRFIN20110919_130343_000000433106_00383_49966_7106.N1	19-SEP-2011 13:03:43	Bright	43.000	76	27Gam Cas	2.3000	30000.	86	49966	No
88	GOM_NL__2PRFIN20110919_132648_000000453106_00383_49966_7107.N1	19-SEP-2011 13:26:48	Bright	45.000	24	66Alp Gem	1.5800	10200.	90	49966	No
89	GOM_NL__2PRFIN20110919_133557_000000593106_00383_49966_7108.N1	19-SEP-2011 13:35:57	Dark	59.000	8	10Alp CMi	0.40000	6500.0	118	49966	No
90	GOM_NL__2PRFIN20110919_134539_000000613106_00383_49966_7109.N1	19-SEP-2011 13:45:39	Dark	61.000	1	9Alp CMA	-1.4400	11000.	122	49966	No
91	GOM_NL__2PRFIN20110919_134735_000000573106_00383_49966_7110.N1	19-SEP-2011 13:47:35	Dark	57.000	23	21Eps CMA	1.5020	26000.	114	49966	No
92	GOM_NL__2PRFIN20110919_141039_000000423106_00384_49967_7153.N1	19-SEP-2011 14:10:39	Straylight	41.500	84	Alp Phe	2.3970	4500.0	83	49967	No
93	GOM_NL__2PRFIN20110919_141800_000000543106_00384_49967_7154.N1	19-SEP-2011 14:18:00	Tw_i_and_stray	54.000	52	16Bet Cet	2.0370	4500.0	108	49967	No
94	GOM_NL__2PRFIN20110919_143218_000000373106_00384_49967_7155.N1	19-SEP-2011 14:32:18	Bright	37.000	93	53Bet Peg	2.5200	3100.0	74	49967	No
95	GOM_NL__2PRFIN20110919_143355_000000453106_00384_49967_7156.N1	19-SEP-2011 14:33:55	Bright	44.500	58	21Alp And	2.0730	11000.	89	49967	No
96	GOM_NL__2PRFIN20110919_144217_000000413106_00384_49967_7157.N1	19-SEP-2011 14:42:17	Bright	41.000	74	11Bet Cas	2.2680	6600.0	82	49967	No
97	GOM_NL__2PRFIN20110919_144356_000000433106_00384_49967_7158.N1	19-SEP-2011 14:43:56	Bright	42.500	76	27Gam Cas	2.3000	30000.	85	49967	No
98	GOM_NL__2PRFIN20110919_150702_000000473106_00384_49967_7159.N1	19-SEP-2011 15:07:02	Bright	46.500	24	66Alp Gem	1.5800	10200.	93	49967	No
99	GOM_NL__2PRFIN20110919_151611_000000553106_00384_49967_7160.N1	19-SEP-2011 15:16:11	Dark	54.500	8	10Alp CMi	0.40000	6500.0	109	49967	No
100	GOM_NL__2PRFIN20110919_152554_000000613106_00384_49967_7161.N1	19-SEP-2011 15:25:54	Dark	61.000	1	9Alp CMA	-1.4400	11000.	122	49967	No
101	GOM_NL__2PRFIN20110919_152750_000000553106_00384_49967_7162.N1	19-SEP-2011 15:27:50	Dark	54.500	23	21Eps CMA	1.5020	26000.	109	49967	No

102	GOM_NL__2PRFIN20110919_155053_000000453106_00385_49968_7184.N1	19-SEP-2011 15:50:53	Straylight	44.500	84	Alp Phe	2.3970	4500.0	89	49968	No
103	GOM_NL__2PRFIN20110919_155814_000000553106_00385_49968_7185.N1	19-SEP-2011 15:58:14	Twl_and_stray	55.000	52	16Bet Cet	2.0370	4500.0	110	49968	No
104	GOM_NL__2PRFIN20110919_160846_000000393106_00385_49968_7186.N1	19-SEP-2011 16:08:46	Bright	38.500	90	54Alp Peg	2.4870	11000.	77	49968	No
105	GOM_NL__2PRFIN20110919_161232_000000383106_00385_49968_7187.N1	19-SEP-2011 16:12:32	Bright	37.500	93	53Bet Peg	2.5200	3100.0	75	49968	No
106	GOM_NL__2PRFIN20110919_161408_000000453106_00385_49968_7188.N1	19-SEP-2011 16:14:08	Bright	45.000	58	21Alp And	2.0730	11000.	90	49968	No
107	GOM_NL__2PRFIN20110919_162231_000000413106_00385_49968_7189.N1	19-SEP-2011 16:22:31	Bright	40.500	74	11Bet Cas	2.2680	6600.0	81	49968	No
108	GOM_NL__2PRFIN20110919_162410_000000433106_00385_49968_7190.N1	19-SEP-2011 16:24:10	Bright	42.500	76	27Gam Cas	2.3000	30000.	85	49968	No
109	GOM_NL__2PRFIN20110919_164716_000000473106_00385_49968_7191.N1	19-SEP-2011 16:47:16	Bright	46.500	24	66Alp Gem	1.5800	10200.	93	49968	No
110	GOM_NL__2PRFIN20110919_165626_000000583106_00385_49968_7192.N1	19-SEP-2011 16:56:26	Dark	58.000	8	10Alp CMi	0.40000	6500.0	116	49968	No
111	GOM_NL__2PRFIN20110919_170610_000000553106_00385_49968_7193.N1	19-SEP-2011 17:06:10	Dark	55.000	1	9Alp CMa	-1.4400	11000.	110	49968	No
112	GOM_NL__2PRFIN20110919_170805_000000473106_00385_49968_7194.N1	19-SEP-2011 17:08:05	Dark	47.000	23	21Eps CMa	1.5020	26000.	94	49968	No
113	GOM_NL__2PRFIN20110919_173107_000000473106_00386_49969_7212.N1	19-SEP-2011 17:31:07	Straylight	47.000	84	Alp Phe	2.3970	4500.0	94	49969	No
114	GOM_NL__2PRFIN20110919_173828_000000573106_00386_49969_7213.N1	19-SEP-2011 17:38:28	Twl_and_stray	56.500	52	16Bet Cet	2.0370	4500.0	113	49969	No
115	GOM_NL__2PRFIN20110919_174900_000000403106_00386_49969_7214.N1	19-SEP-2011 17:49:00	Bright	39.500	90	54Alp Peg	2.4870	11000.	79	49969	No
116	GOM_NL__2PRFIN20110919_175246_000000423106_00386_49969_7215.N1	19-SEP-2011 17:52:46	Bright	41.500	93	53Bet Peg	2.5200	3100.0	83	49969	No
117	GOM_NL__2PRFIN20110919_175422_000000473106_00386_49969_7216.N1	19-SEP-2011 17:54:22	Bright	46.500	58	21Alp And	2.0730	11000.	93	49969	No
118	GOM_NL__2PRFIN20110919_180244_000000403106_00386_49969_7217.N1	19-SEP-2011 18:02:44	Bright	39.500	74	11Bet Cas	2.2680	6600.0	79	49969	No
119	GOM_NL__2PRFIN20110919_180423_000000423106_00386_49969_7218.N1	19-SEP-2011 18:04:23	Bright	41.500	76	27Gam Cas	2.3000	30000.	83	49969	No
120	GOM_NL__2PRFIN20110919_182730_000000483106_00386_49969_7219.N1	19-SEP-2011 18:27:30	Bright	47.500	24	66Alp Gem	1.5800	10200.	95	49969	No
121	GOM_NL__2PRFIN20110919_183641_000000603106_00386_49969_7220.N1	19-SEP-2011 18:36:41	Dark	59.500	8	10Alp CMi	0.40000	6500.0	119	49969	No
122	GOM_NL__2PRFIN20110919_184625_000000553106_00386_49969_7221.N1	19-SEP-2011 18:46:25	Dark	55.000	1	9Alp CMa	-1.4400	11000.	110	49969	No
123	GOM_NL__2PRFIN20110919_184820_000000543106_00386_49969_7222.N1	19-SEP-2011 18:48:20	Dark	54.000	23	21Eps CMa	1.5020	26000.	108	49969	No
124	GOM_NL__2PRFIN20110919_221447_000000553106_00389_49972_7287.N1	19-SEP-2011 22:14:47	Dark	55.000	2	Alp Car	-0.73600	7000.0	110	49972	No
125	GOM_NL__2PRFIN20110919_223150_000000453106_00389_49972_7288.N1	19-SEP-2011 22:31:50	Straylight	44.500	84	Alp Phe	2.3970	4500.0	89	49972	No
126	GOM_NL__2PRFIN20110919_223911_000000553106_00389_49972_7289.N1	19-SEP-2011 22:39:11	Twl_and_stray	54.500	52	16Bet Cet	2.0370	4500.0	109	49972	No
127	GOM_NL__2PRFIN20110919_224941_000000393106_00389_49972_7290.N1	19-SEP-2011 22:49:41	Bright	38.500	90	54Alp Peg	2.4870	11000.	77	49972	No
128	GOM_NL__2PRFIN20110919_225327_000000413106_00389_49972_7291.N1	19-SEP-2011 22:53:27	Bright	41.000	93	53Bet Peg	2.5200	3100.0	82	49972	No
129	GOM_NL__2PRFIN20110919_225502_000000453106_00389_49972_7292.N1	19-SEP-2011 22:55:02	Bright	45.000	58	21Alp And	2.0730	11000.	90	49972	No
130	GOM_NL__2PRFIN20110919_230325_000000413106_00389_49972_7293.N1	19-SEP-2011 23:03:25	Bright	40.500	74	11Bet Cas	2.2680	6600.0	81	49972	No
131	GOM_NL__2PRFIN20110919_230503_000000423106_00389_49972_7294.N1	19-SEP-2011 23:05:03	Bright	41.500	76	27Gam Cas	2.3000	30000.	83	49972	No
132	GOM_NL__2PRFIN20110919_232812_000000473106_00389_49972_7295.N1	19-SEP-2011 23:28:12	Bright	46.500	24	66Alp Gem	1.5800	10200.	93	49972	No
133	GOM_NL__2PRFIN20110919_233724_000000573106_00389_49972_7296.N1	19-SEP-2011 23:37:24	Dark	56.500	8	10Alp CMi	0.40000	6500.0	113	49972	No
134	GOM_NL__2PRFIN20110919_234711_000000413106_00389_49972_7297.N1	19-SEP-2011 23:47:11	Dark	41.000	1	9Alp CMa	-1.4400	11000.	82	49972	No
135	GOM_NL__2PRFIN20110919_234905_000000503106_00389_49972_7298.N1	19-SEP-2011 23:49:05	Dark	49.500	23	21Eps CMa	1.5020	26000.	99	49972	No

3. Quality information per product

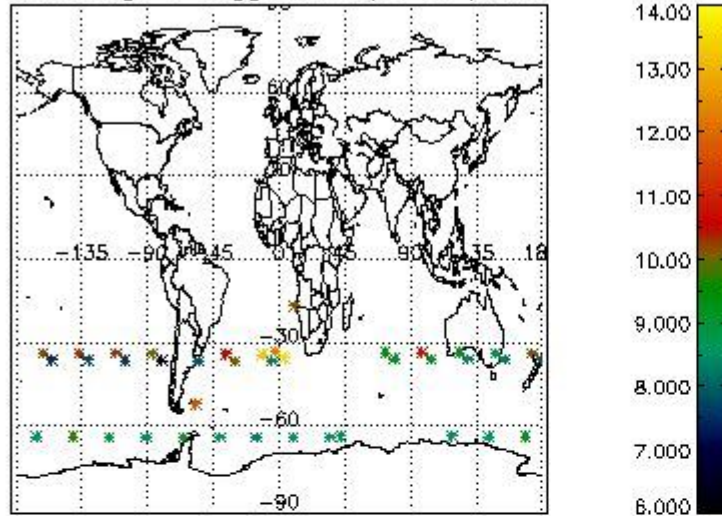
In this section it is plotted some information contained in the Quality Summary data set of the level 2 products. Only products in dark limb conditions and without errors (error flag in the MPH set to "0") are used.

3.1 Plot quality information per product (time dependant)

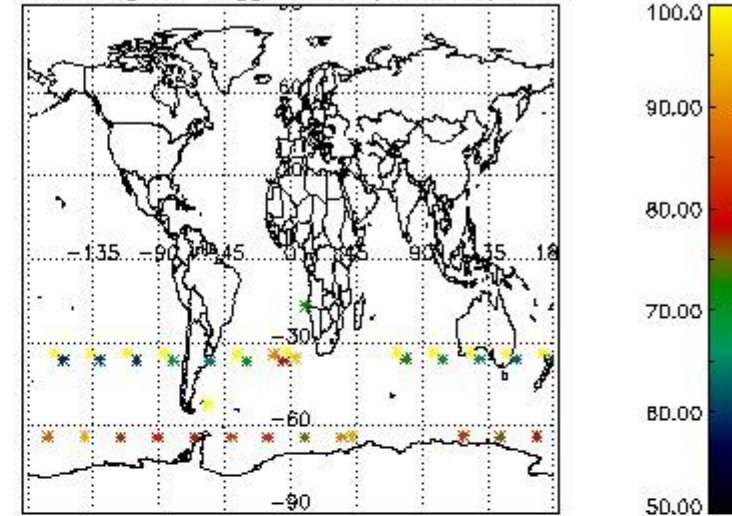


3.2 Plot quality information per product (world map)

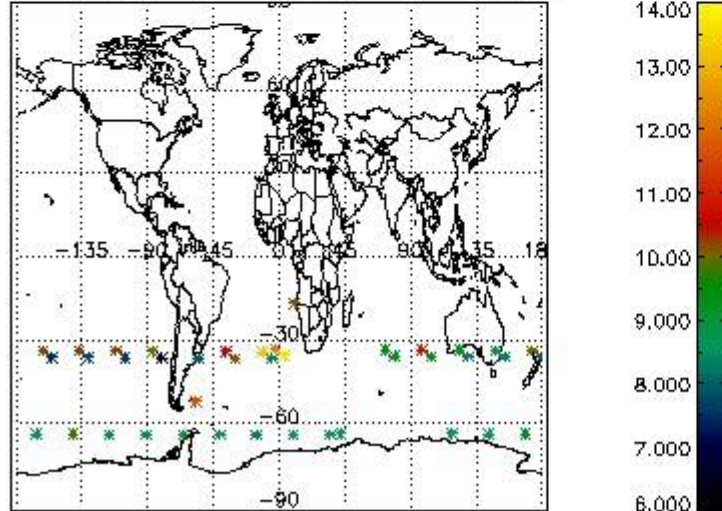
Percentage of flagged data per O3 profile



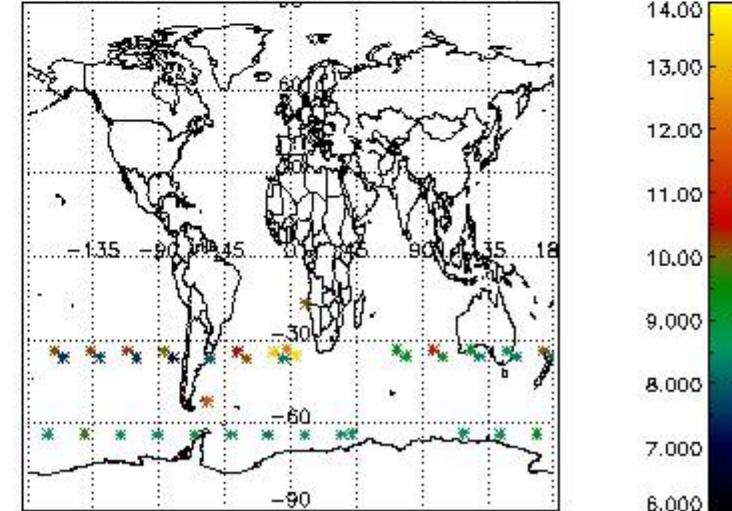
Percentage of flagged data per H2O profile



Percentage of flagged data per NO2 profile



Percentage of flagged data per NO3 profile

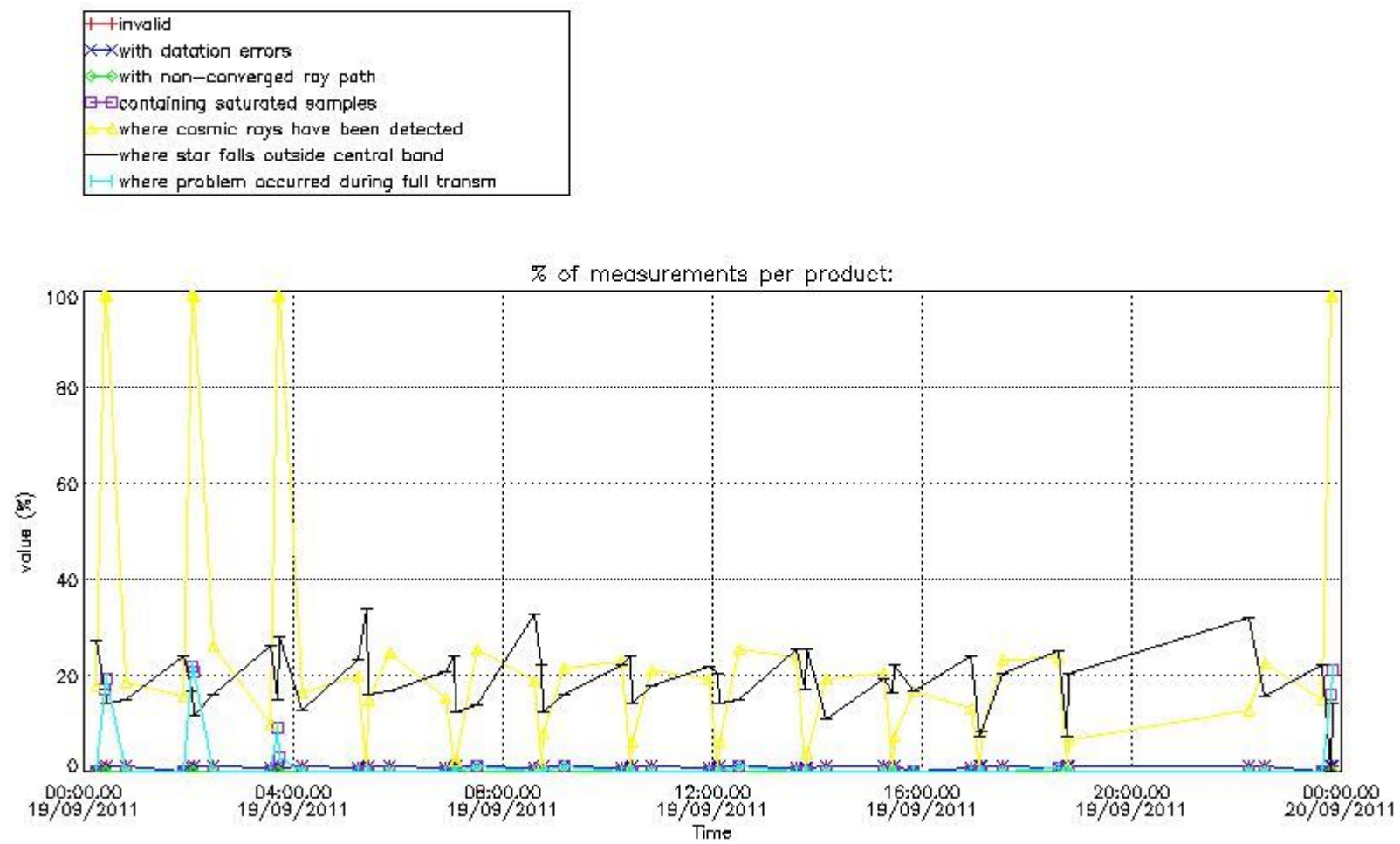


4. Level 1 quality information per product

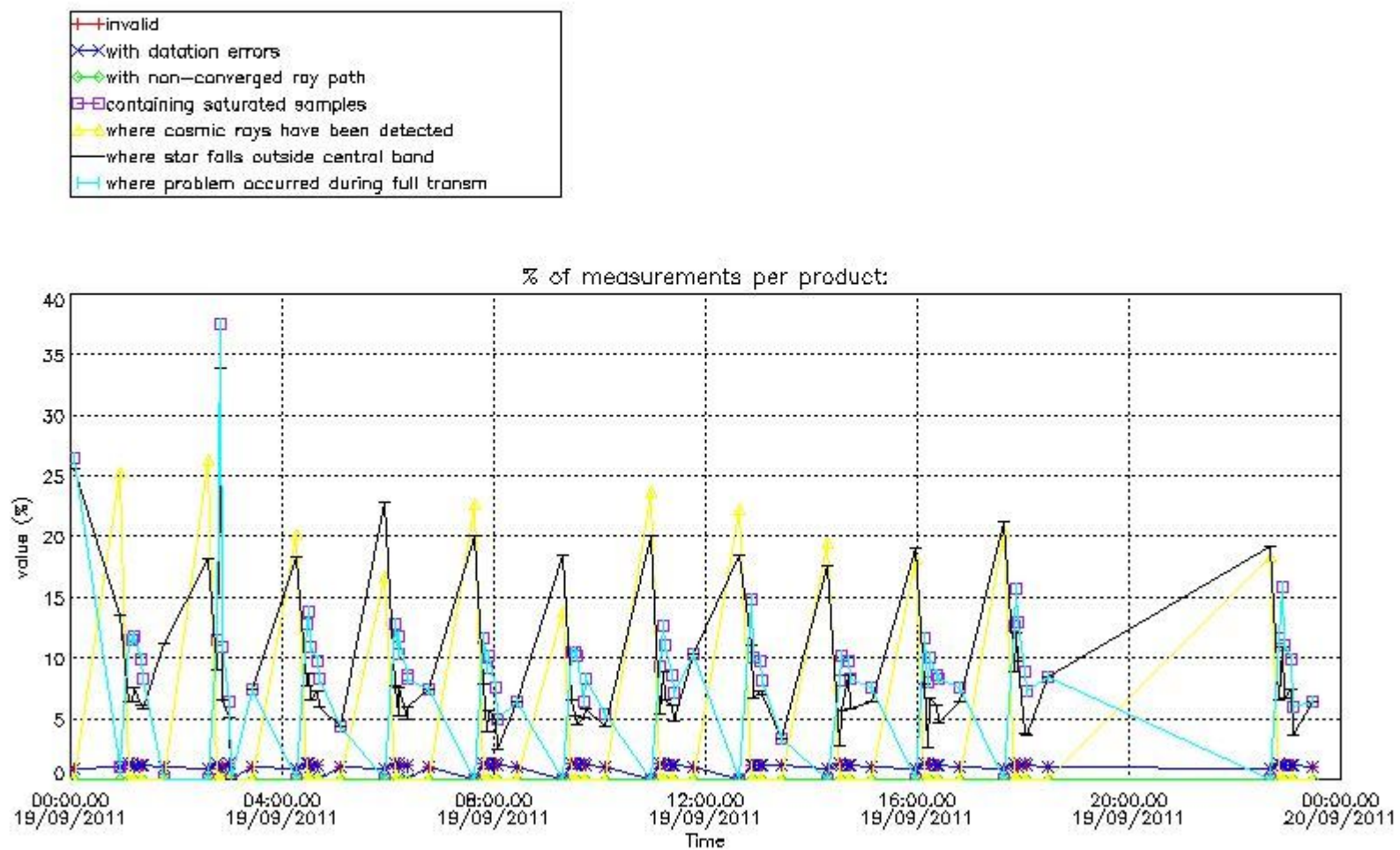
In this section it is plotted some information contained in the Quality Summary data set of the level 2 products that comes from the level 1b processing. Products without errors (error flag in the MPH set to "0") are used.

4.1 Plot quality information per product (time dependant) coming from level 1b processing

4.1.1 Plot level 1 quality information per product (time dependant): ENVISAT ASCENDING passes



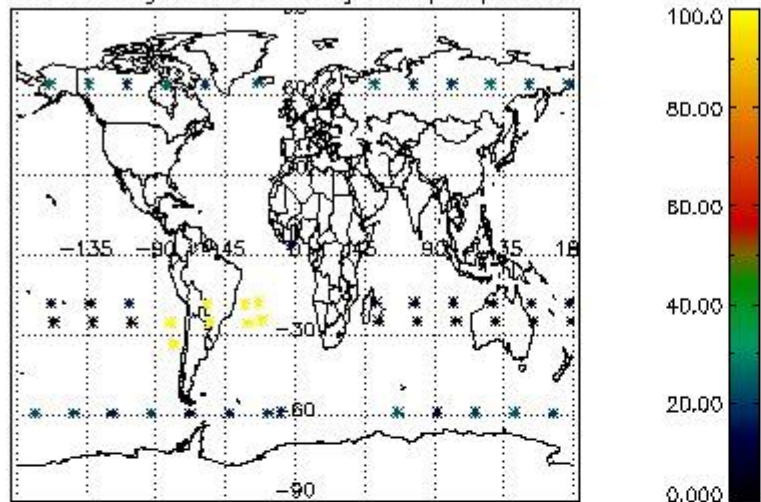
4.1.2 Plot level 1 quality information per product (time dependant): ENVI SAT DESCENDING passes



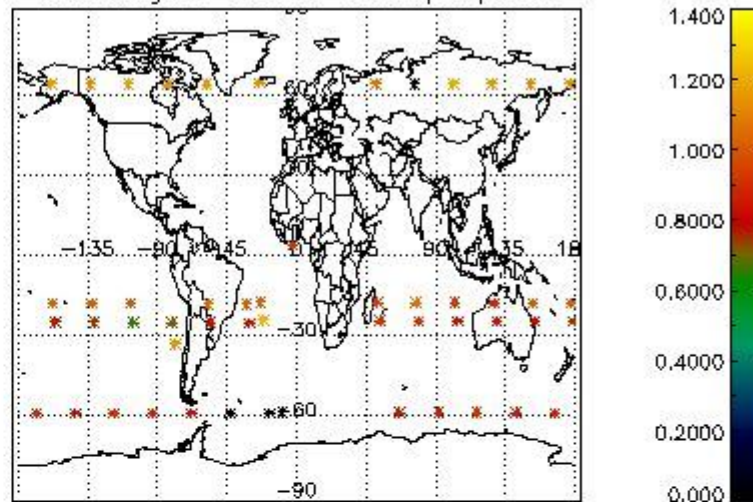
4.2 Plot quality information per product coming from level 1b processing (world map)

4.2.1 Plot level 1 quality information per product (world map): ENVISAT ASCENDING passes

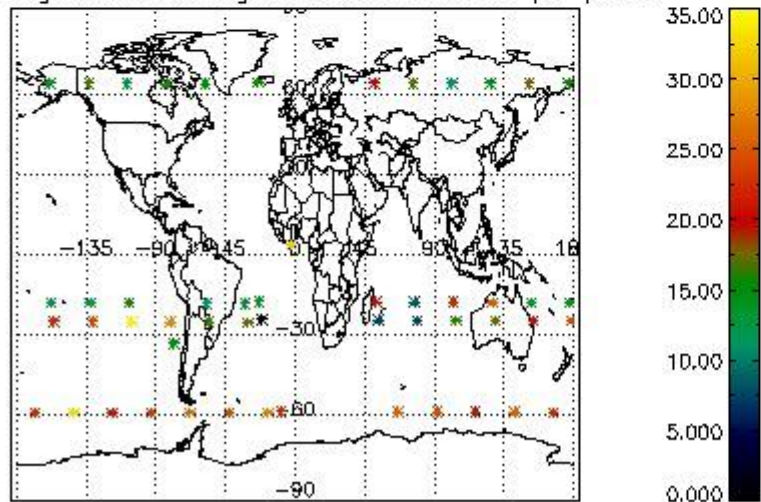
Percentage of cosmic ray hits per profile



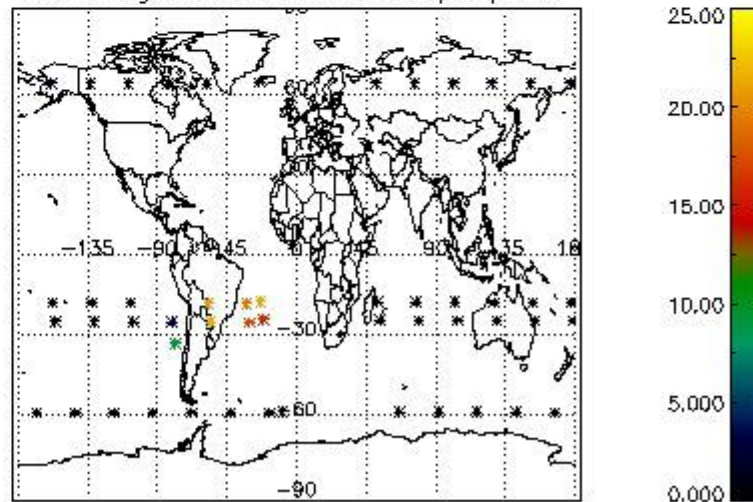
Percentage of datation errors per profile



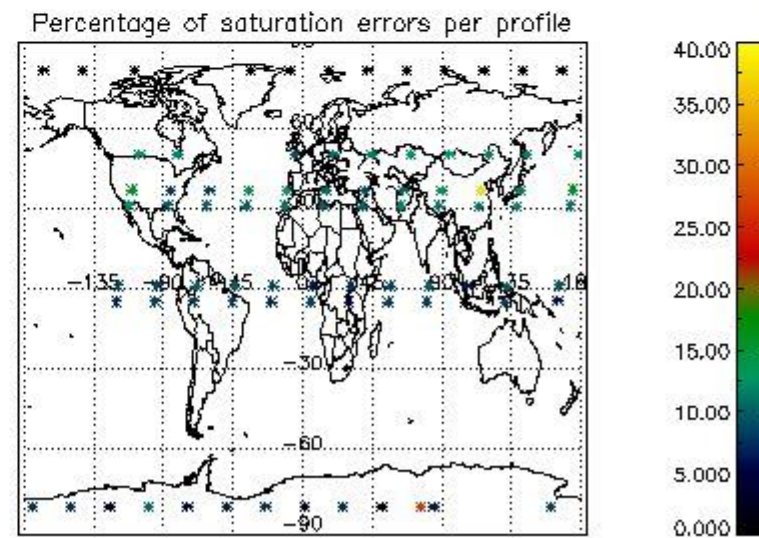
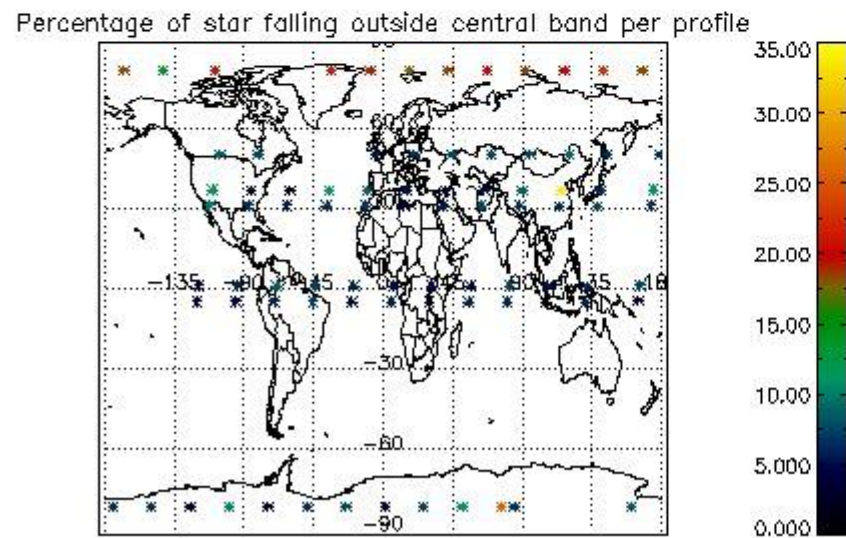
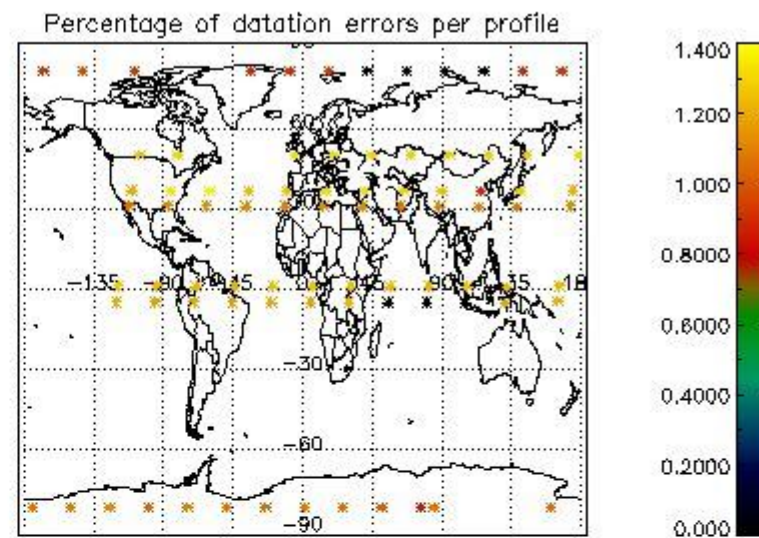
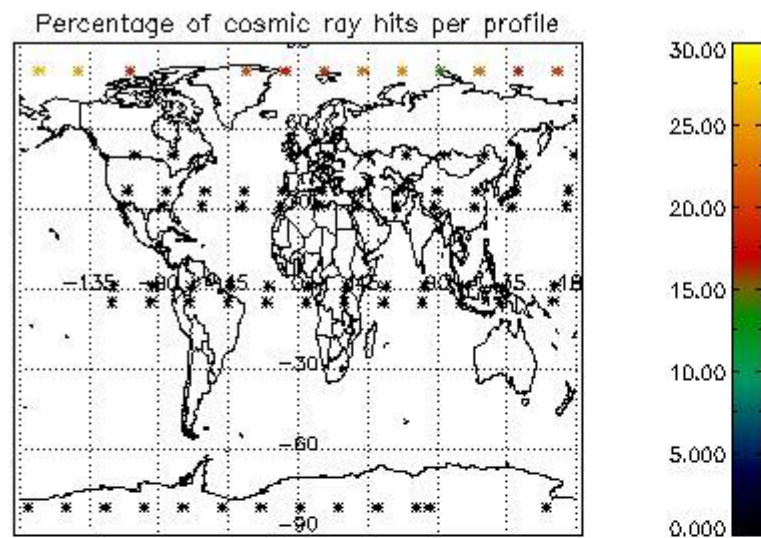
Percentage of star falling outside central band per profile



Percentage of saturation errors per profile



4.2.2 Plot level 1 quality information per product (world map): ENVISAT DESCENDING passes



5. Trace gas profiles

5.1 Ozone statistics based on quality of products

The final quality of the products can be "measured" using the STD (Standard Deviation) attached to every point profile. This information is written to the parameter GOM_NL__2P/NL_LOCAL_SPECIES_DENSITY/o3_std of the level 2 products. The table below shows the statistics for given STD ranges.

The statistics are given with respect to the overall valid production:

- Products without fatal errors: GOM_NL__2P/MPH/PRODUCT_ERR=0
- Valid point profile: GOM_NL__2P/NL_LOCAL_SPECIES_DENSITY/pcd(0)=0

The 'Criteria' is applied to valid points of dark limb products:

- Products in dark limb illumination condition: GOM_NL__2P/NL_SUMMARY_QUALITY/obs_ill_cond=0
- Products without fatal errors: GOM_NL__2P/MPH/PRODUCT_ERR=0
- Valid point profile: GOM_NL__2P/NL_LOCAL_SPECIES_DENSITY/pcd(0)=0

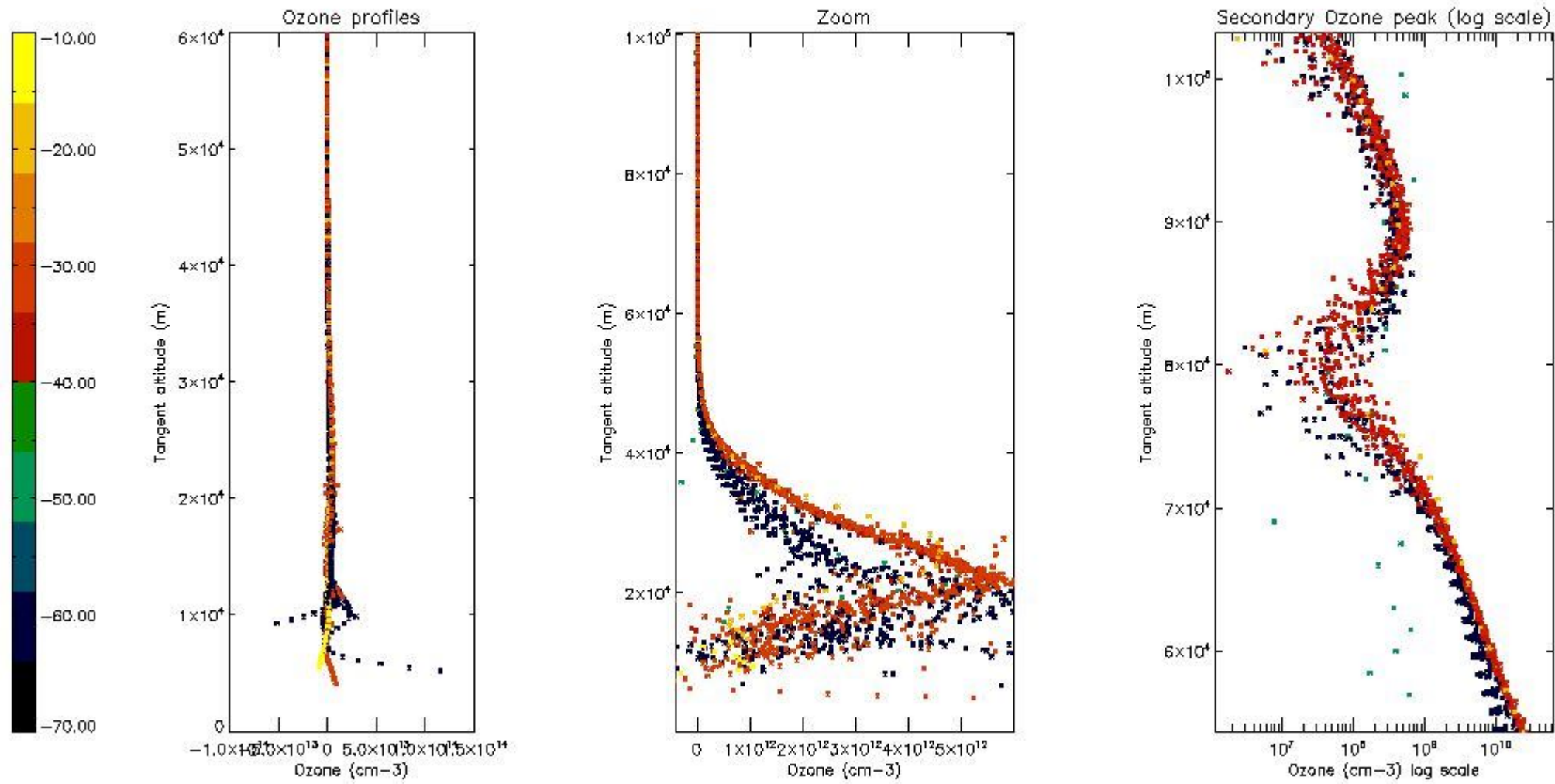
So, the table below shows the percentage of dark limb and valid observations for each criteria with respect to the overall valid daily observations.

Criteria	% of total production
All STD	36
STD < 20	24

STD < 10	21
STD < 5	18

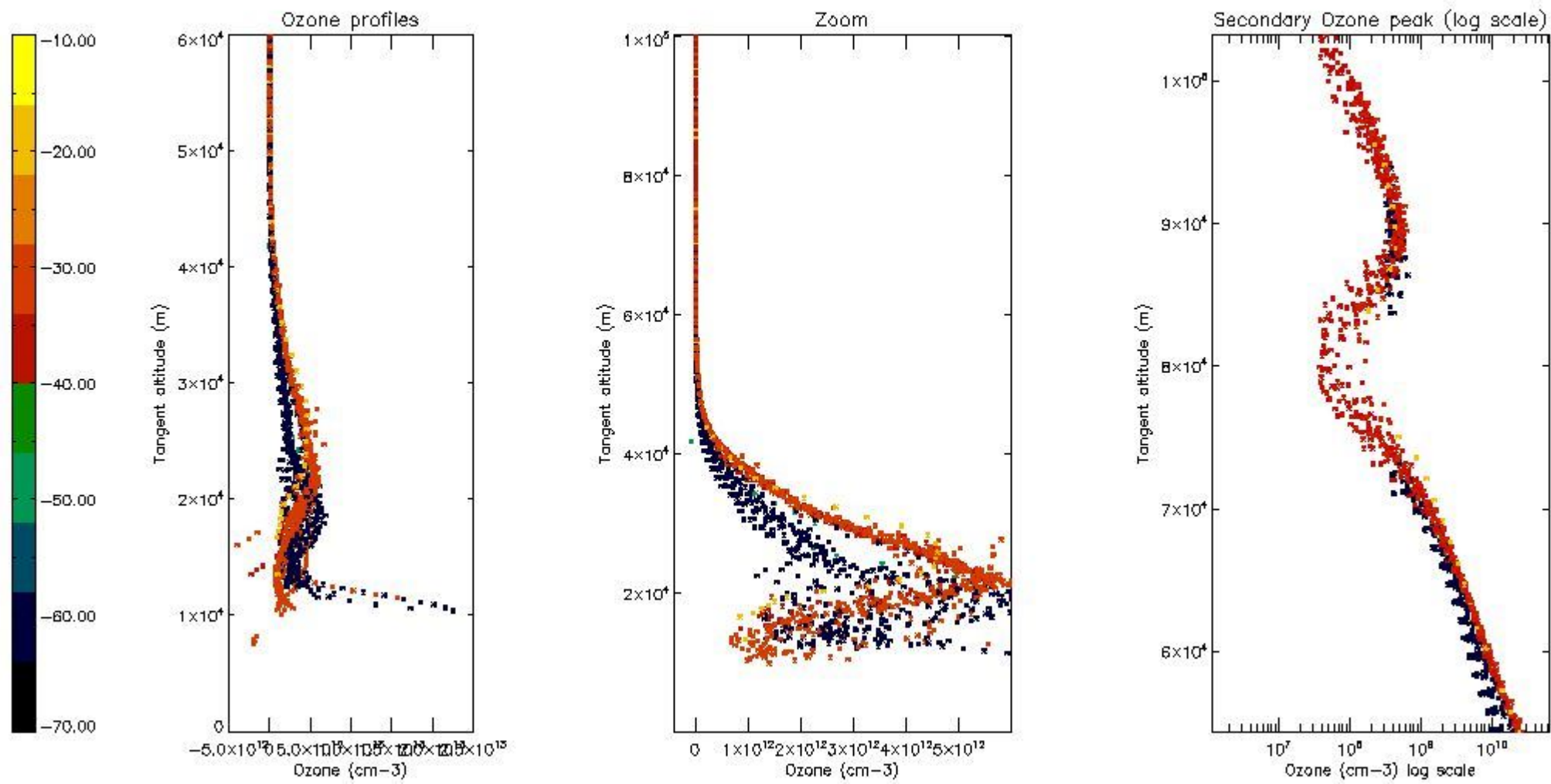
5.2 Plot ozone profiles for all STD (dark without errors)

The colorbar represents the latitude.



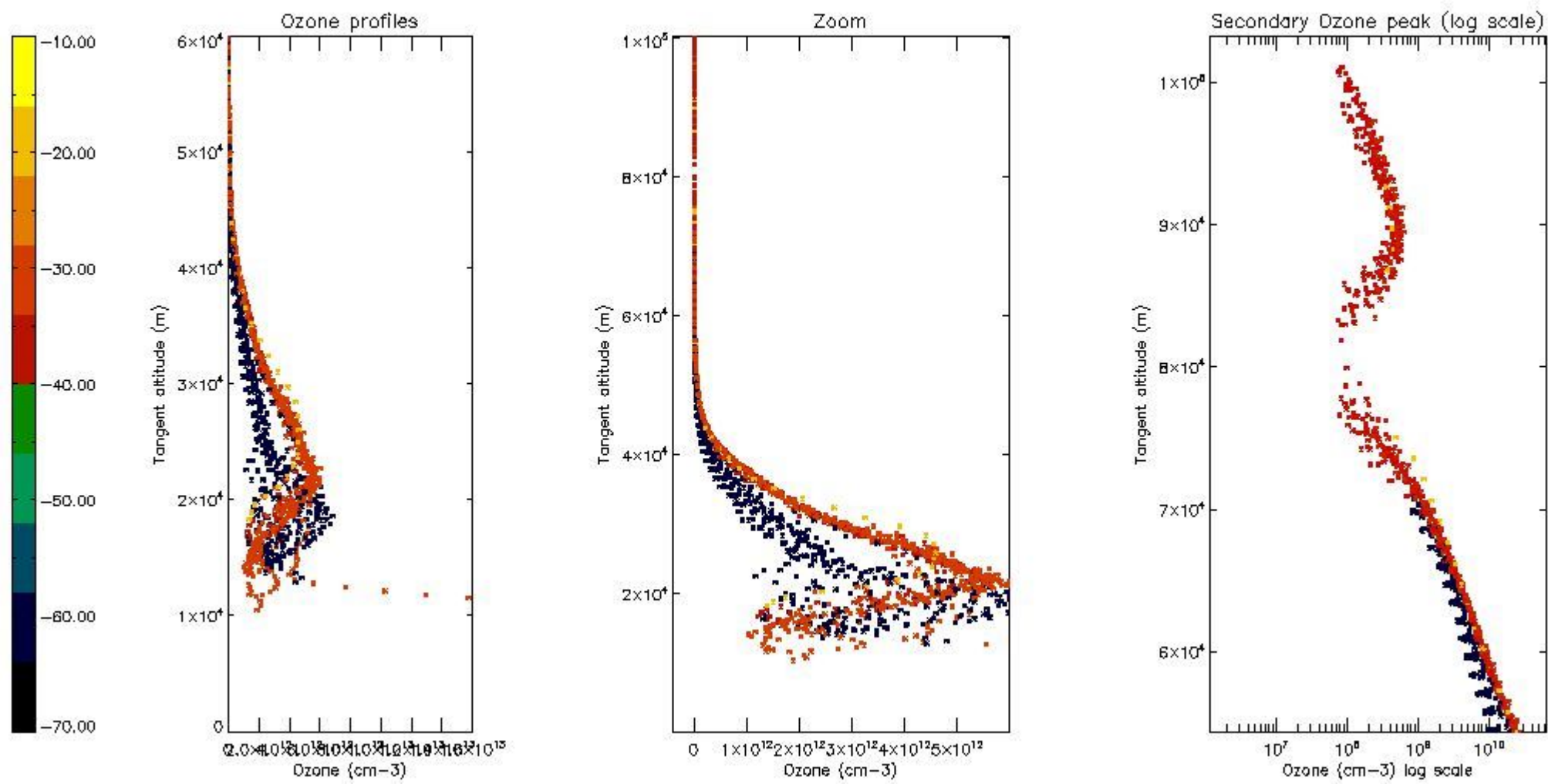
5.3 Plot ozone profiles where STD < 20% (dark without errors)

The colorbar represents the latitude.



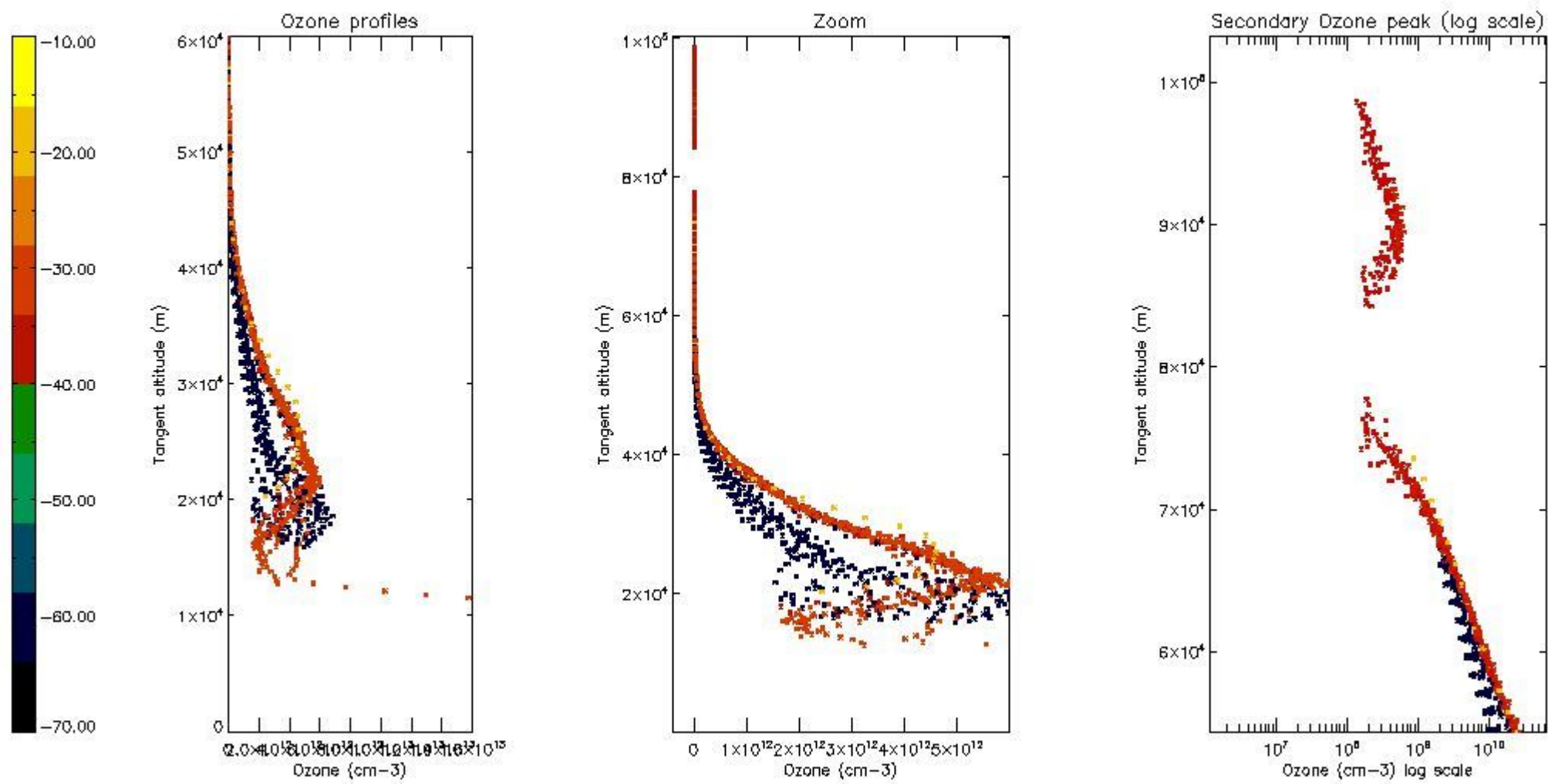
5.4 Plot ozone profiles where $STD < 10\%$ (dark without errors)

The colorbar represents the latitude.



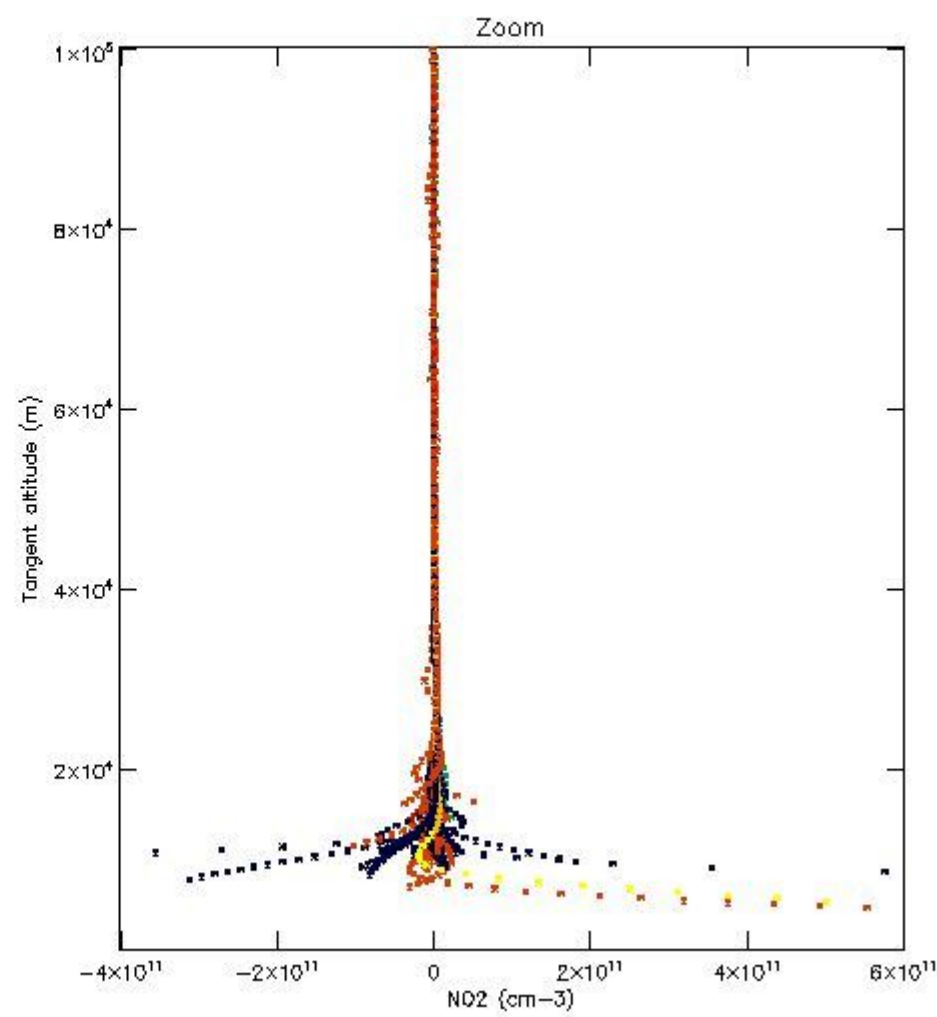
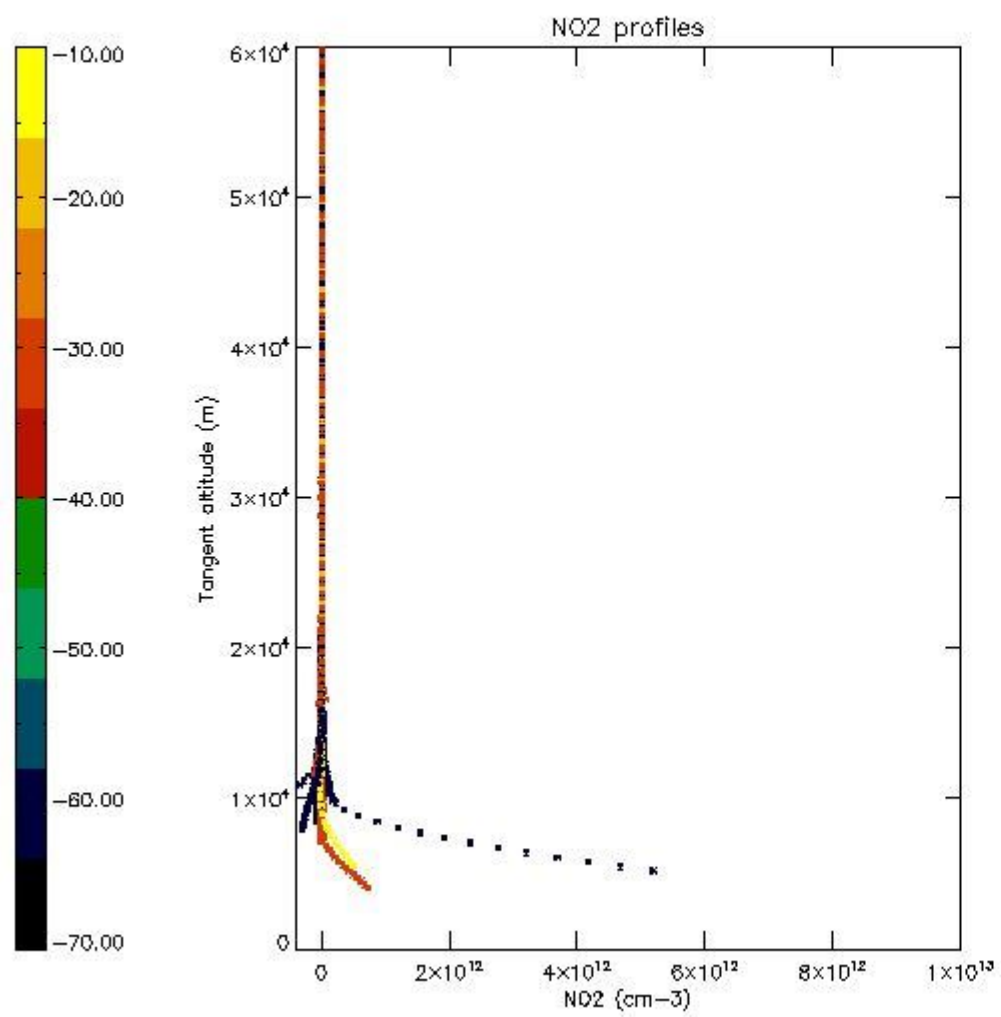
5.5 Plot ozone profiles where STD < 5% (dark without errors)

The colorbar represents the latitude.



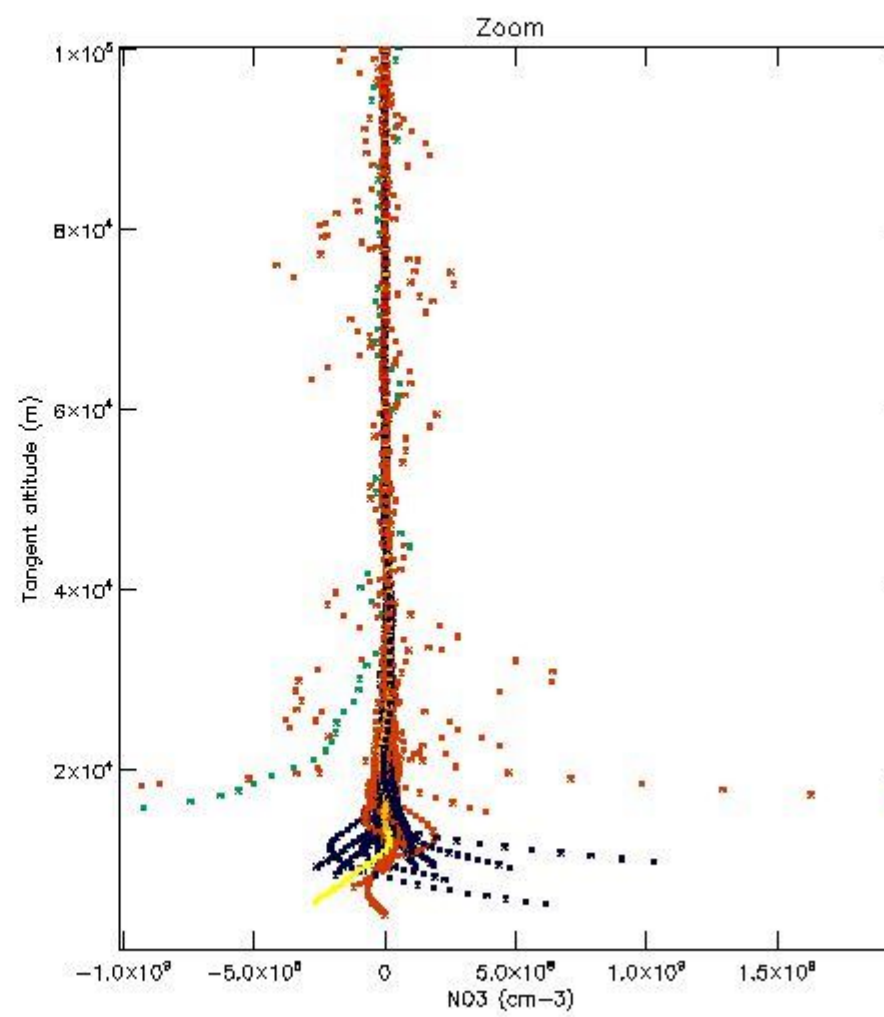
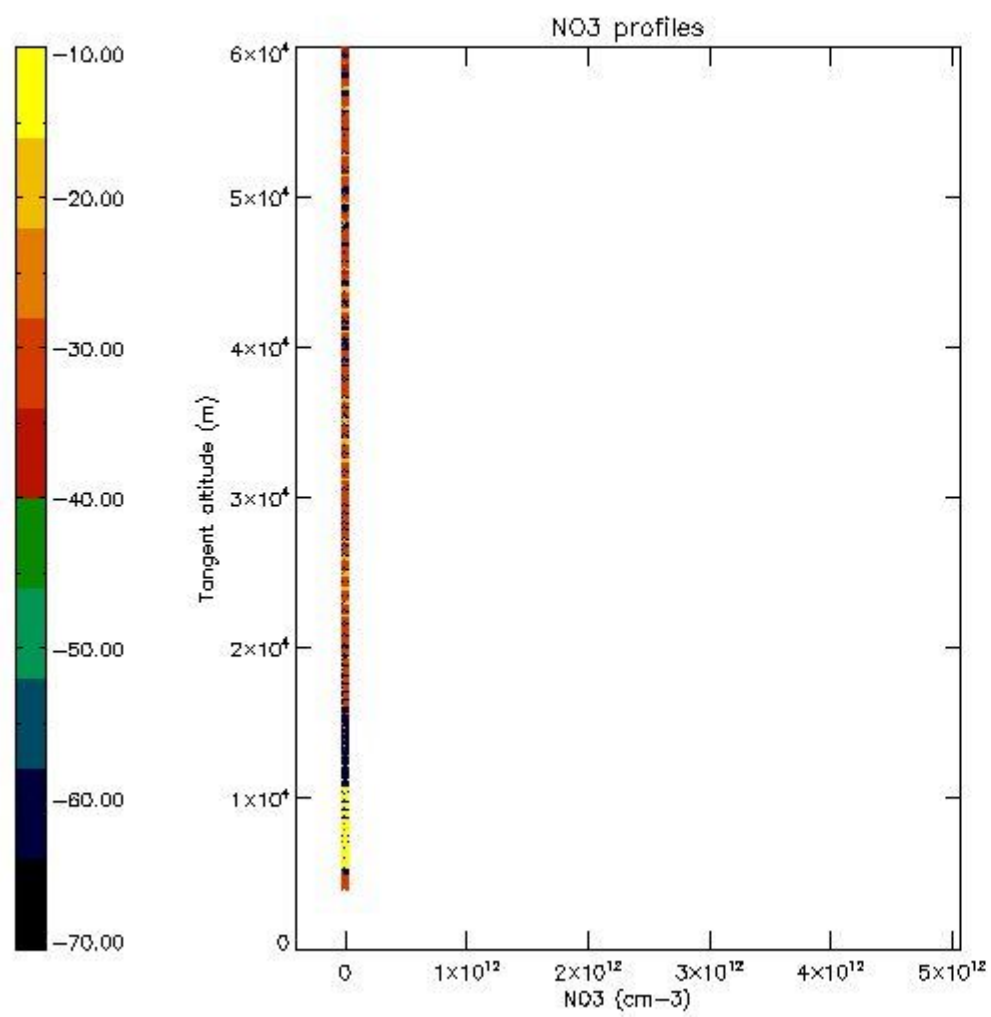
5.6 Plot NO₂ profiles for all STD (dark without errors)

The colorbar represents the latitude.



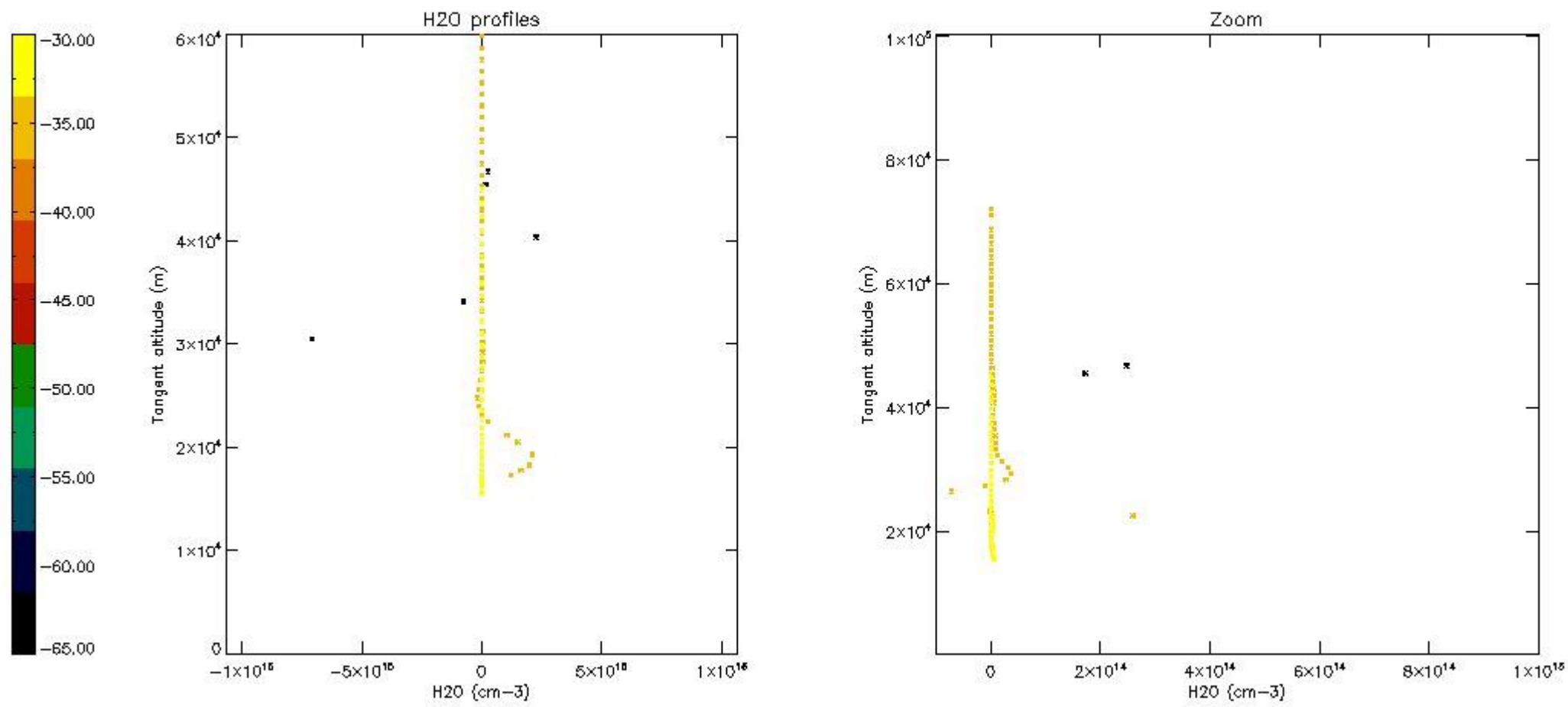
5.7 Plot NO3 profiles for all STD (dark without errors)

The colorbar represents the latitude.



5.8 Plot H₂O profiles for all STD (only for occultations of stars 1,2,3,4,13,14,16,26,63 dark without errors)

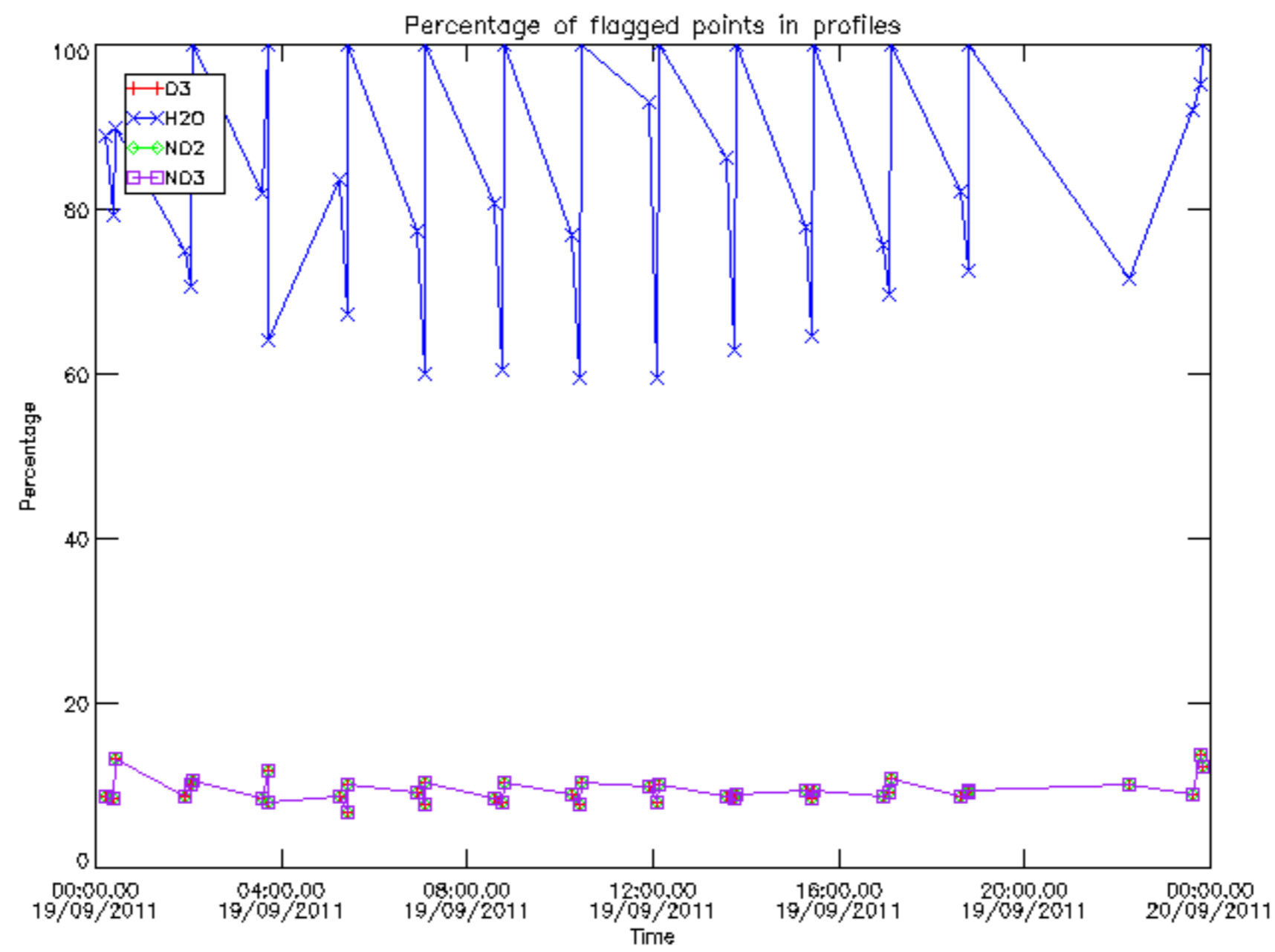
The colorbar represents the latitude.



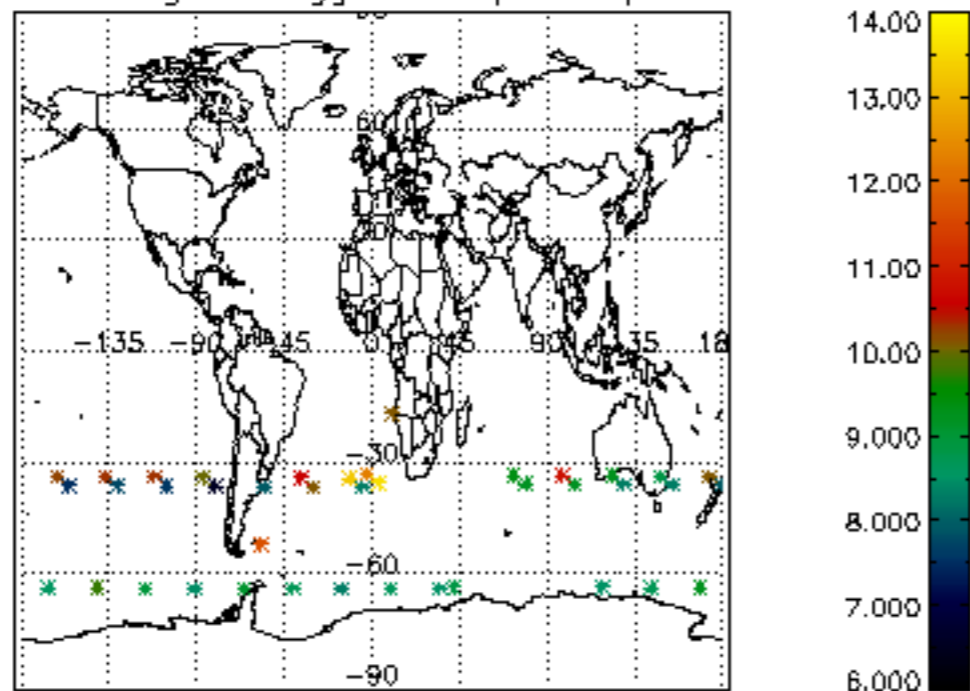
6. Auxiliary Data Files used for the production reported in section 2

The number reported in the third column indicates since which file (see list in section 2) the corresponding auxiliary file has been used. The fourth column is the date of those product files.

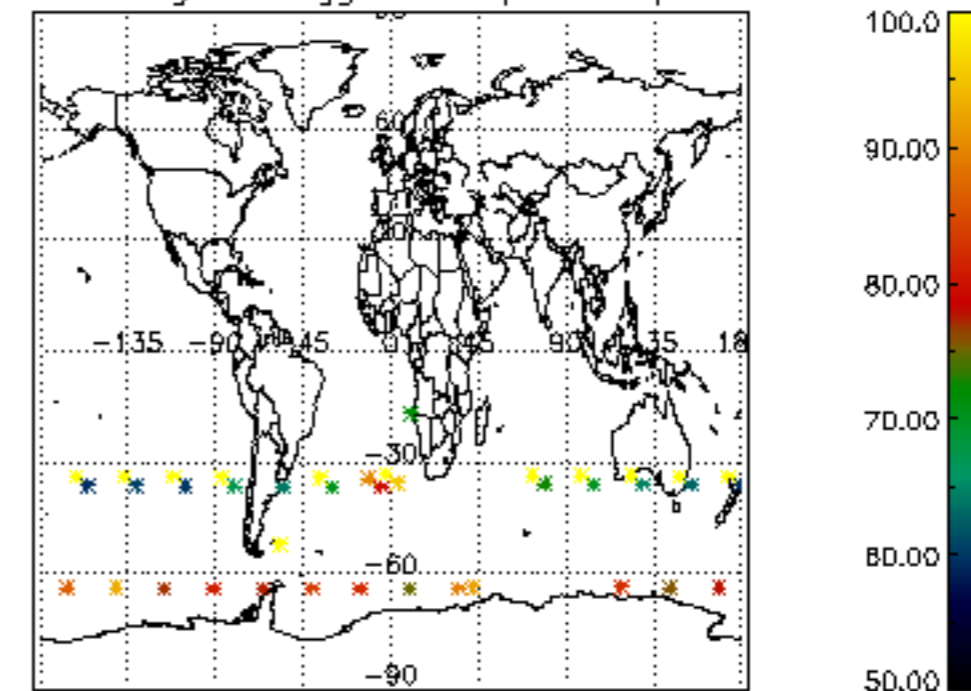
Type	Auxiliary Filename	Used since product	Used since product date
INST_PHYS_CHARACTERISTICS	GOM_INS_AXVIEC20091111_143220_20030716_120000_20500101_000000	1	19-SEP-2011 00:04:55
LEVEL-2_PROC_CONFIG	GOM_PR2_AXVIEC20091111_152718_20020301_000000_20500101_000000	1	19-SEP-2011 00:04:55
CROSS_SECTIONS_FILE	GOM_CRS_AXVIEC20091111_154832_20020301_000000_20500101_000000	1	19-SEP-2011 00:04:55



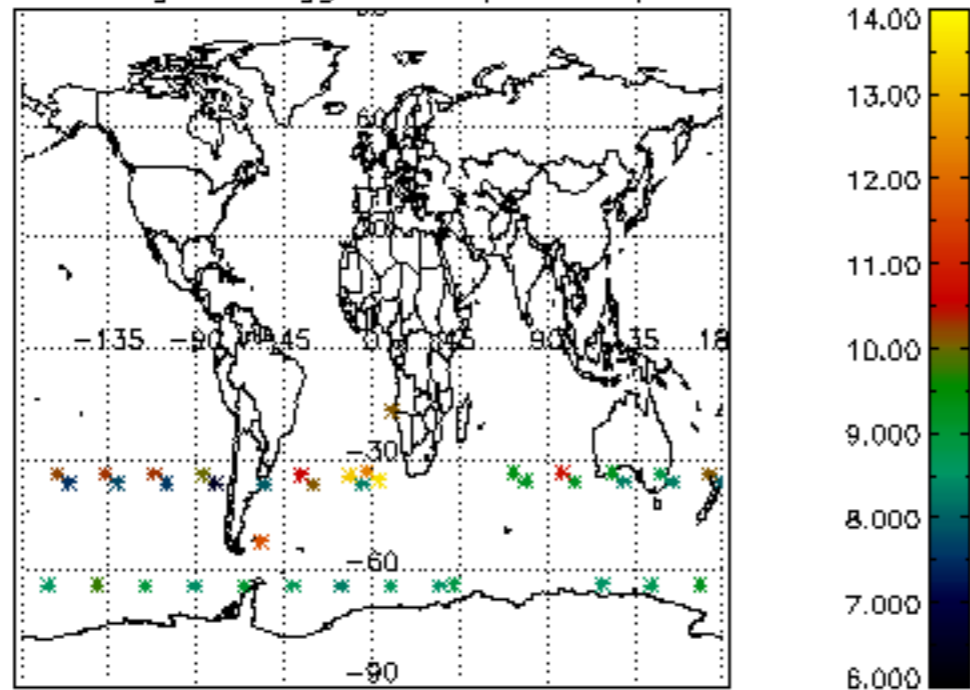
Percentage of flagged data per D3 profile



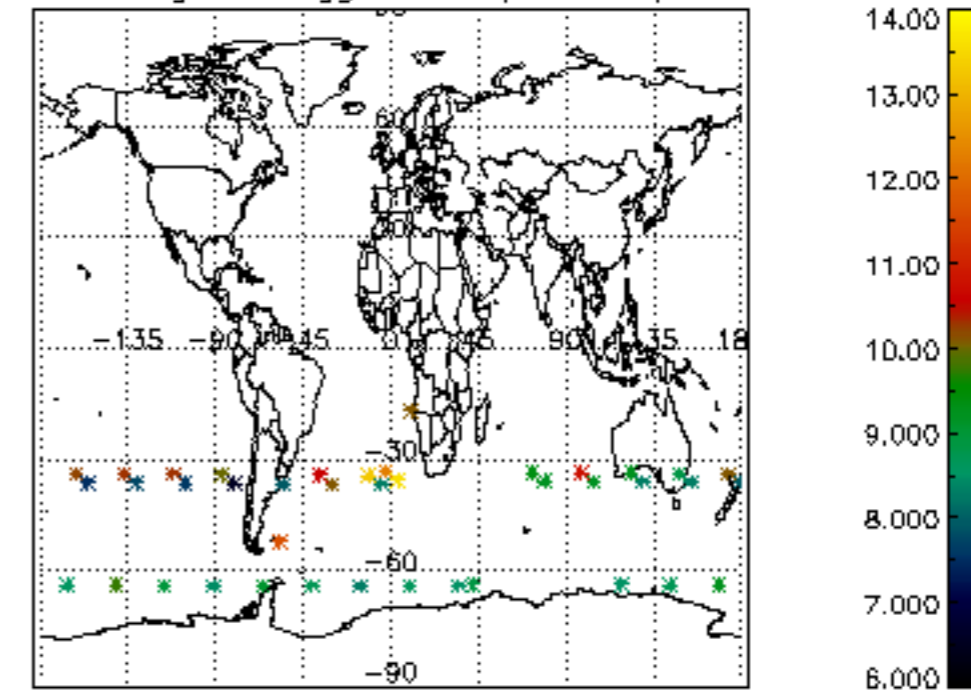
Percentage of flagged data per H2O profile

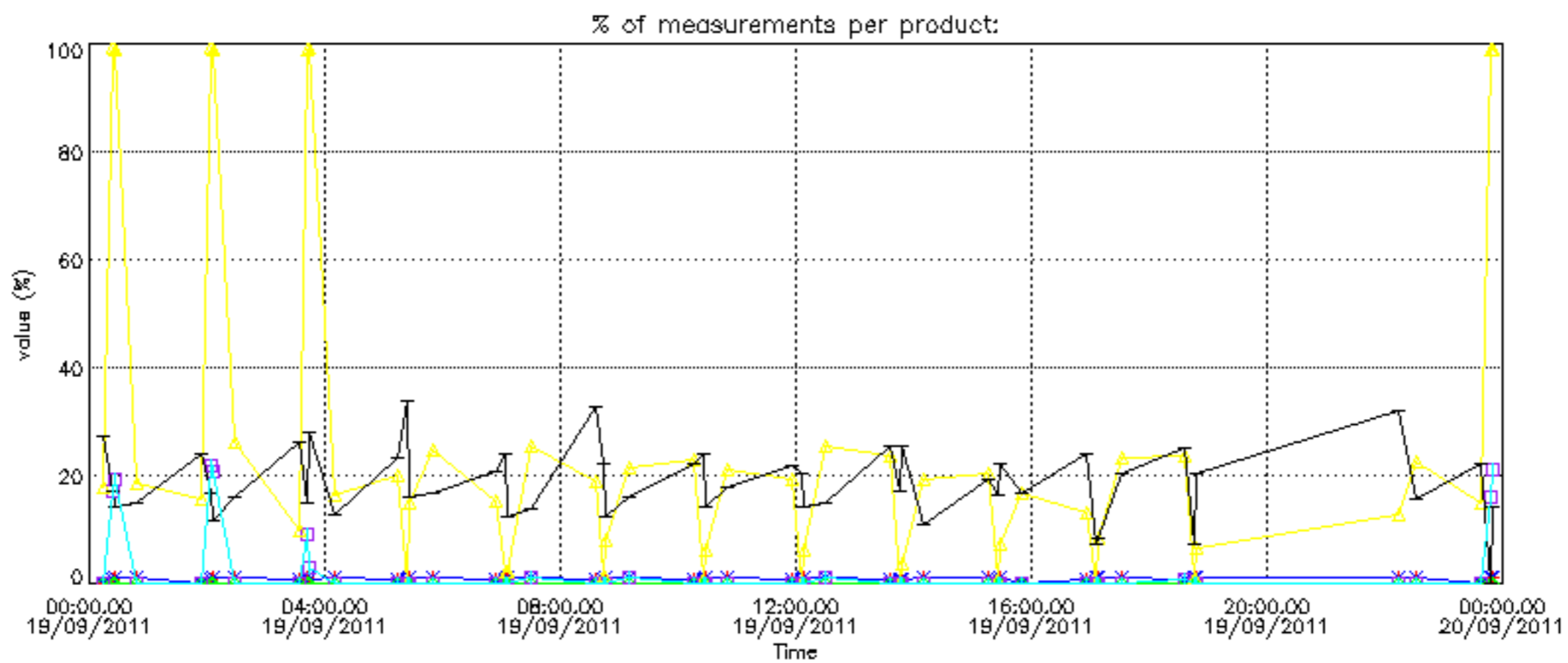


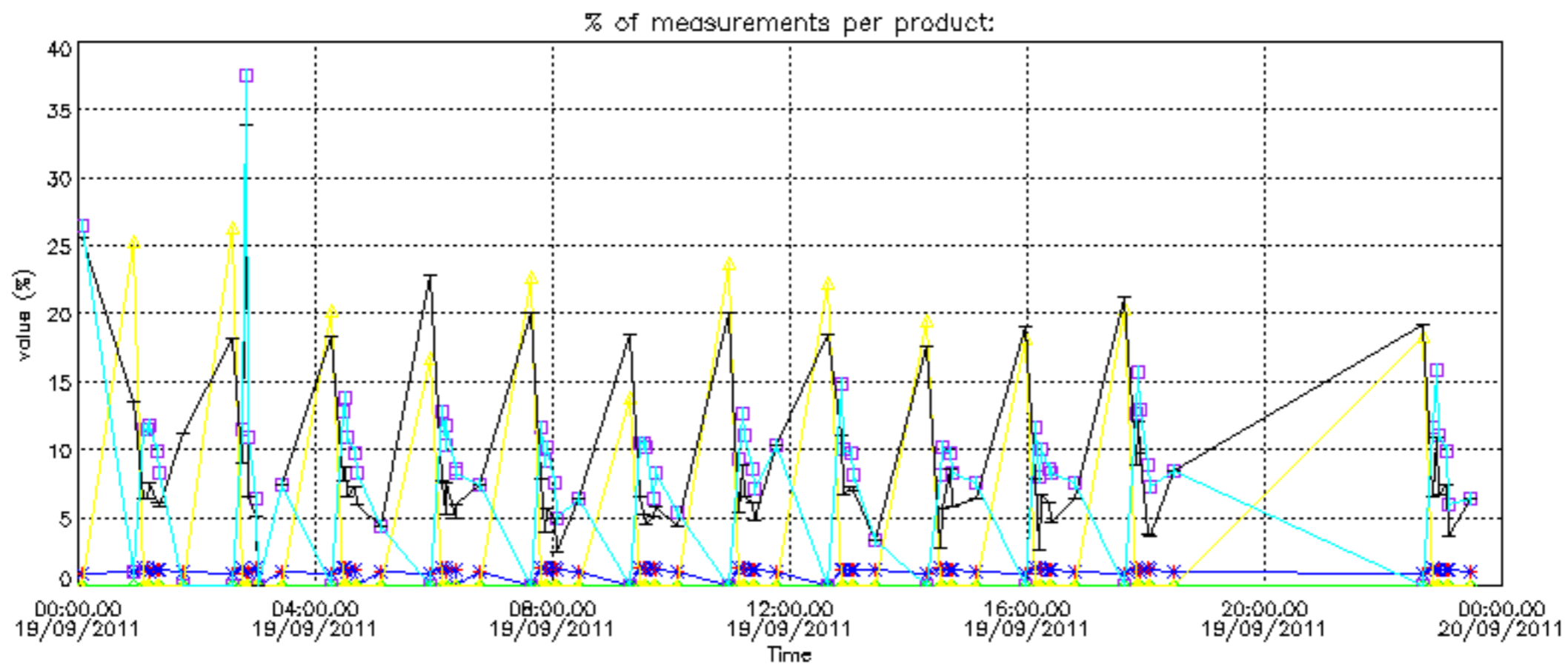
Percentage of flagged data per NO2 profile



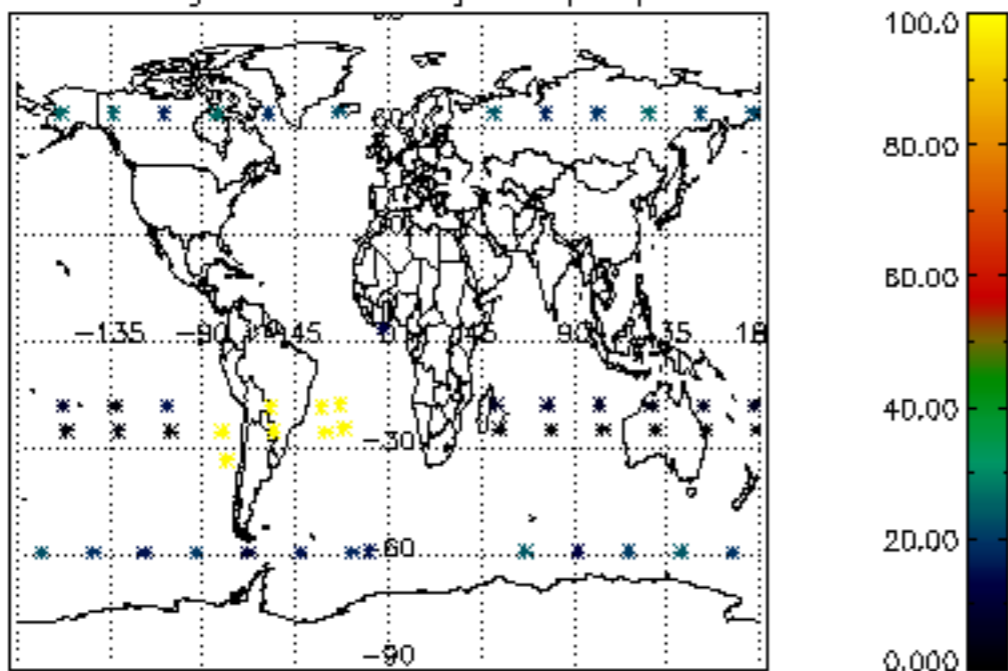
Percentage of flagged data per NO3 profile



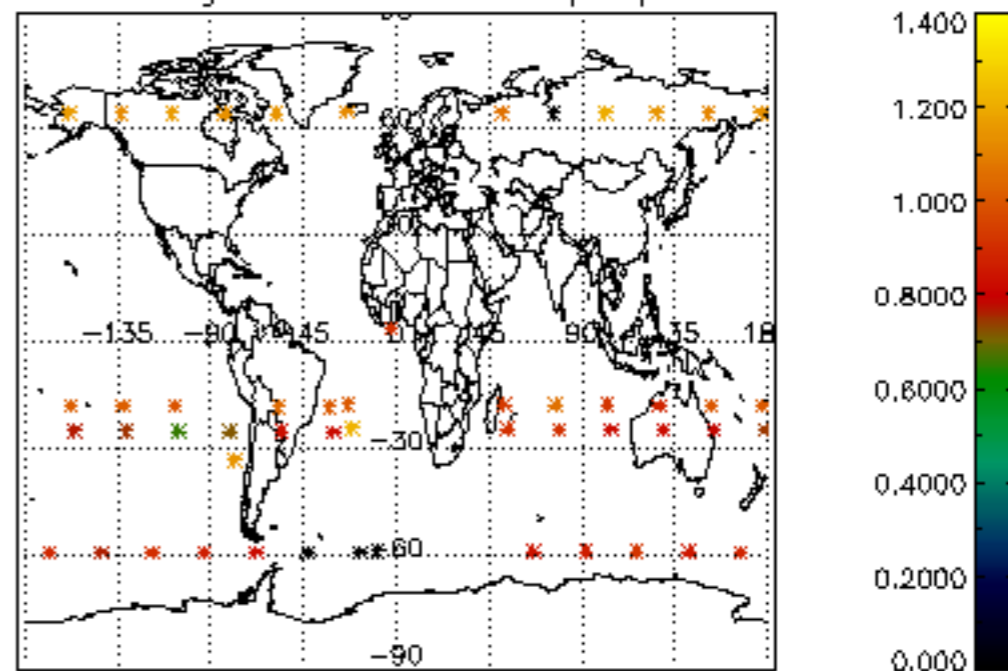




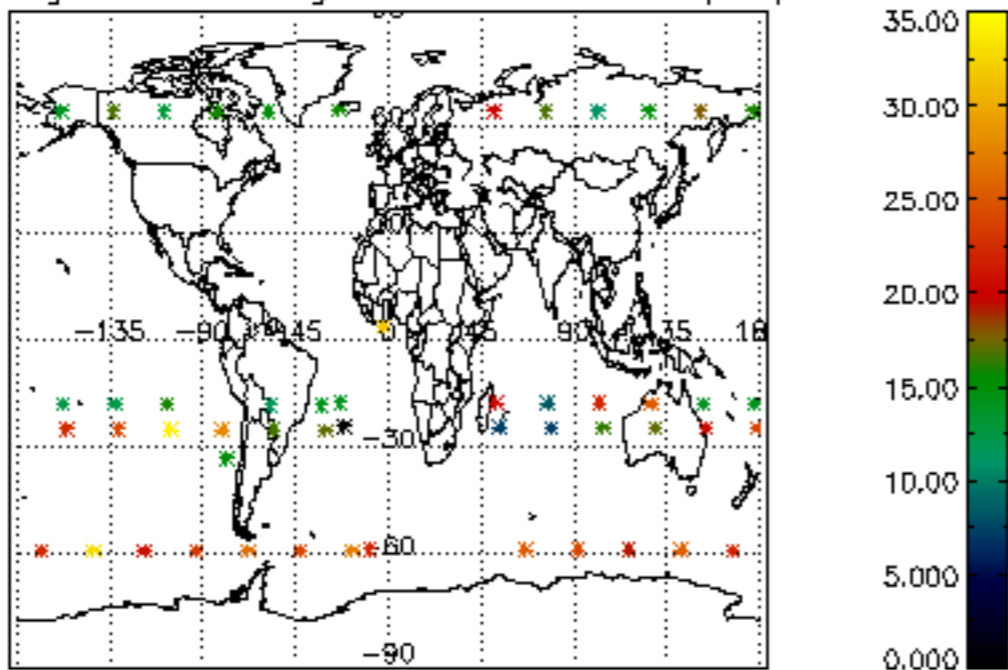
Percentage of cosmic ray hits per profile



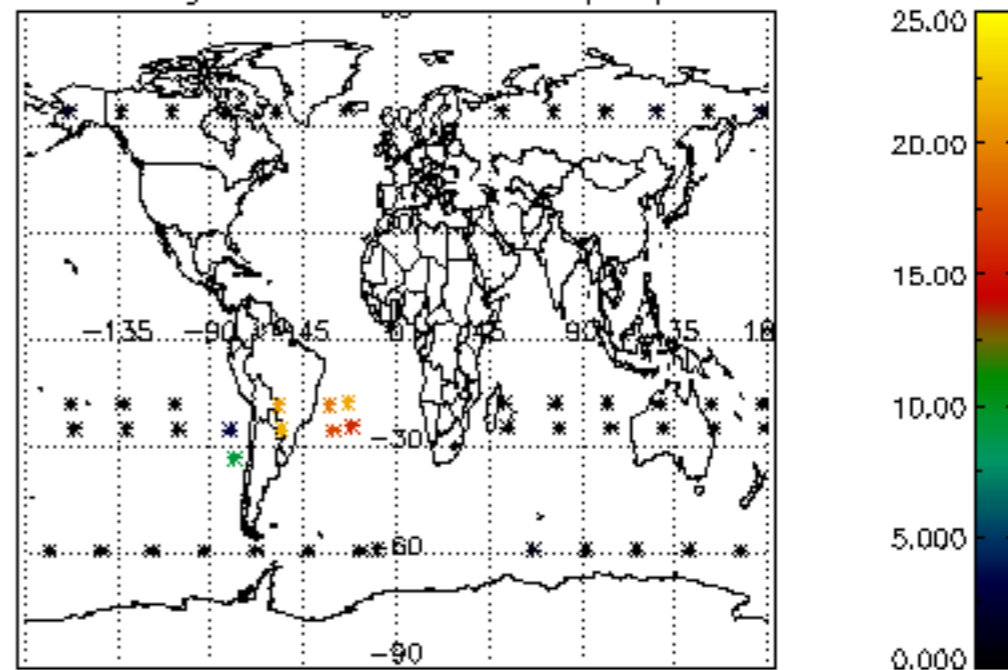
Percentage of datation errors per profile



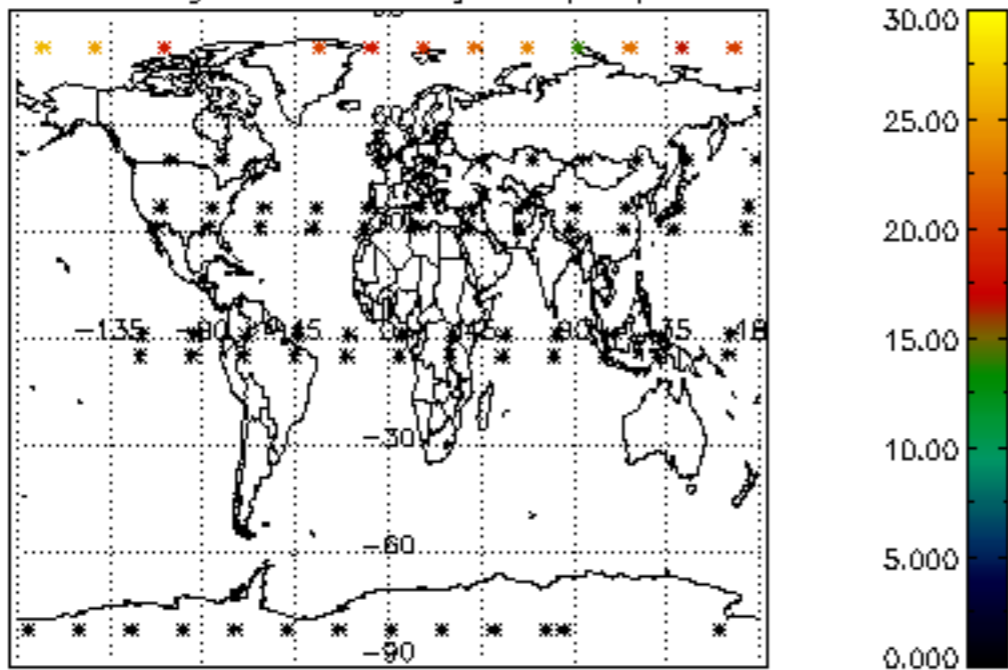
Percentage of star falling outside central band per profile



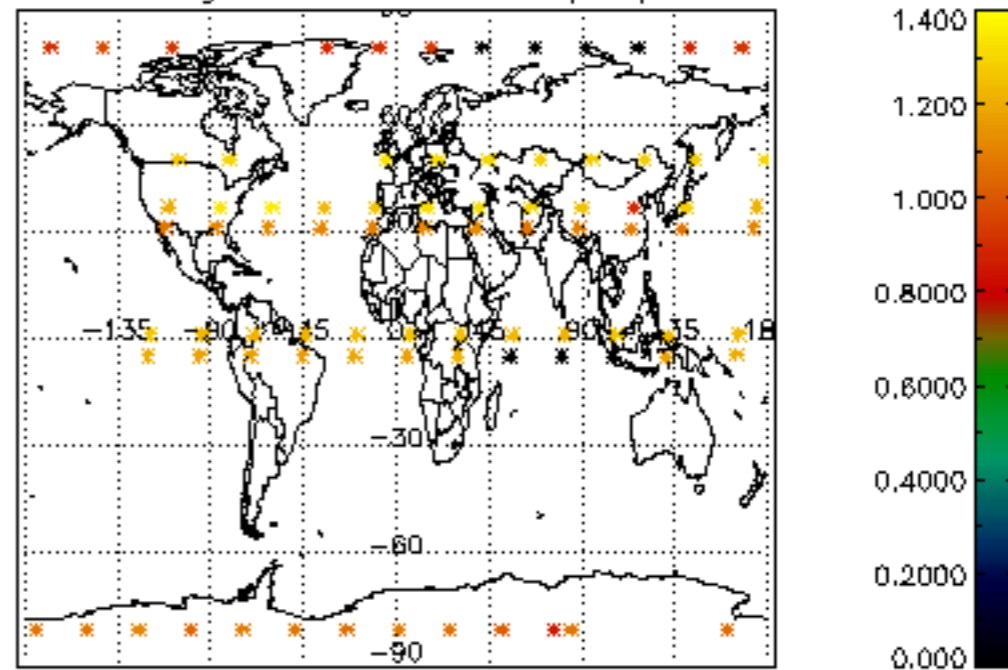
Percentage of saturation errors per profile



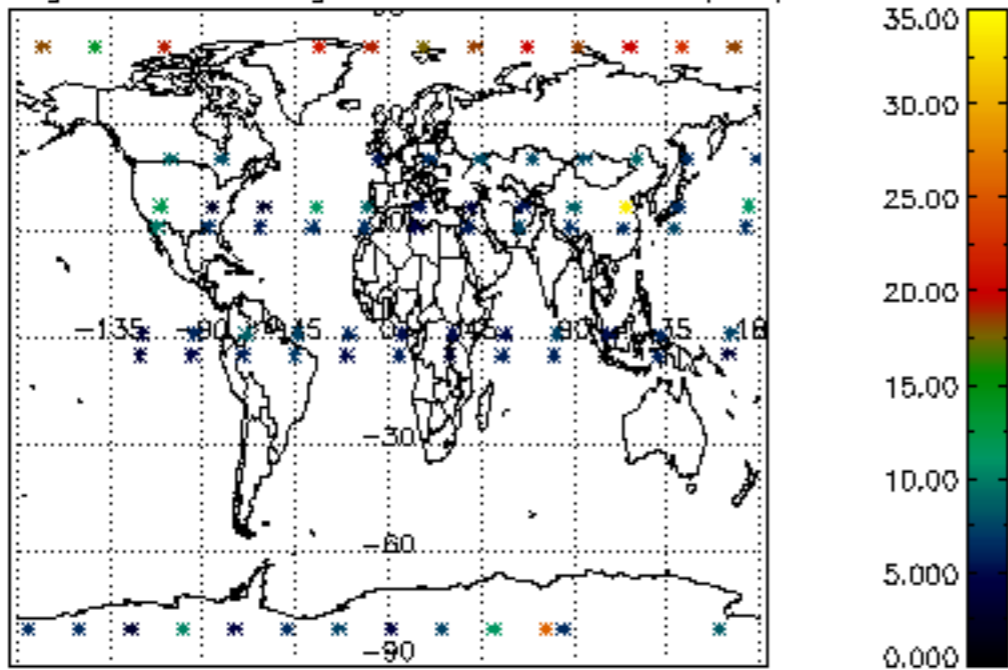
Percentage of cosmic ray hits per profile



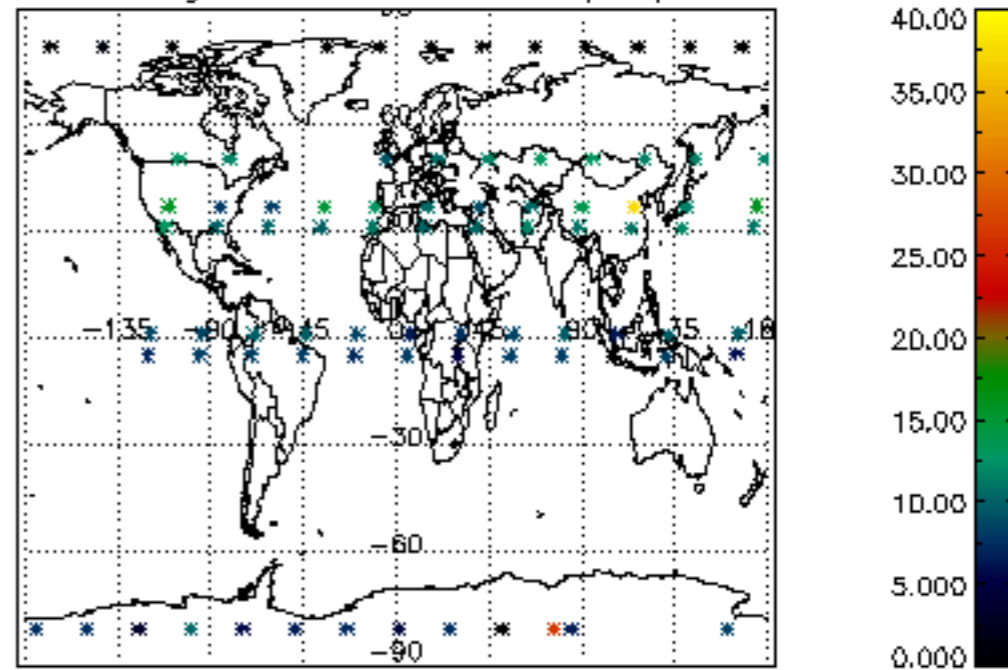
Percentage of datation errors per profile

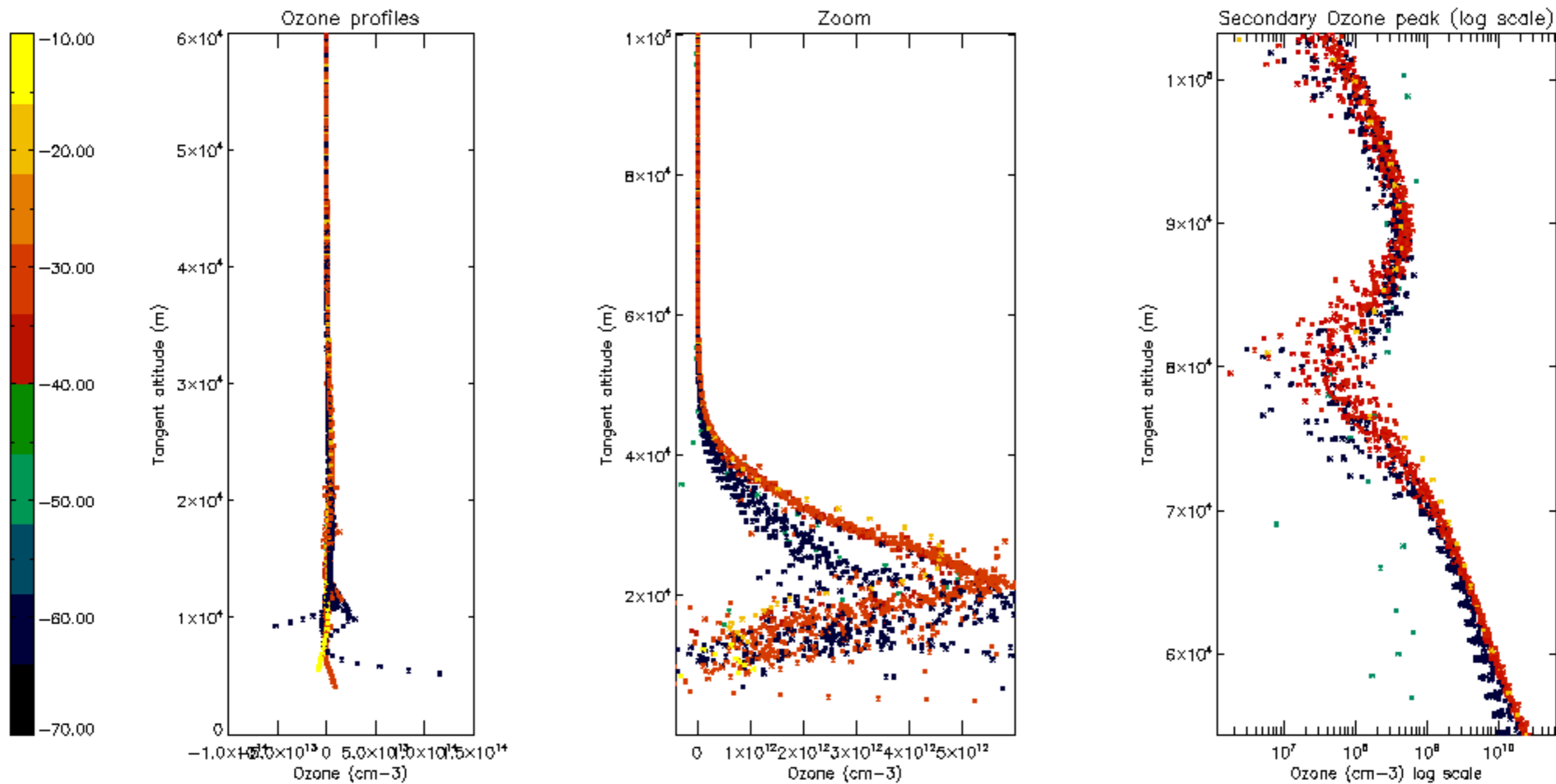


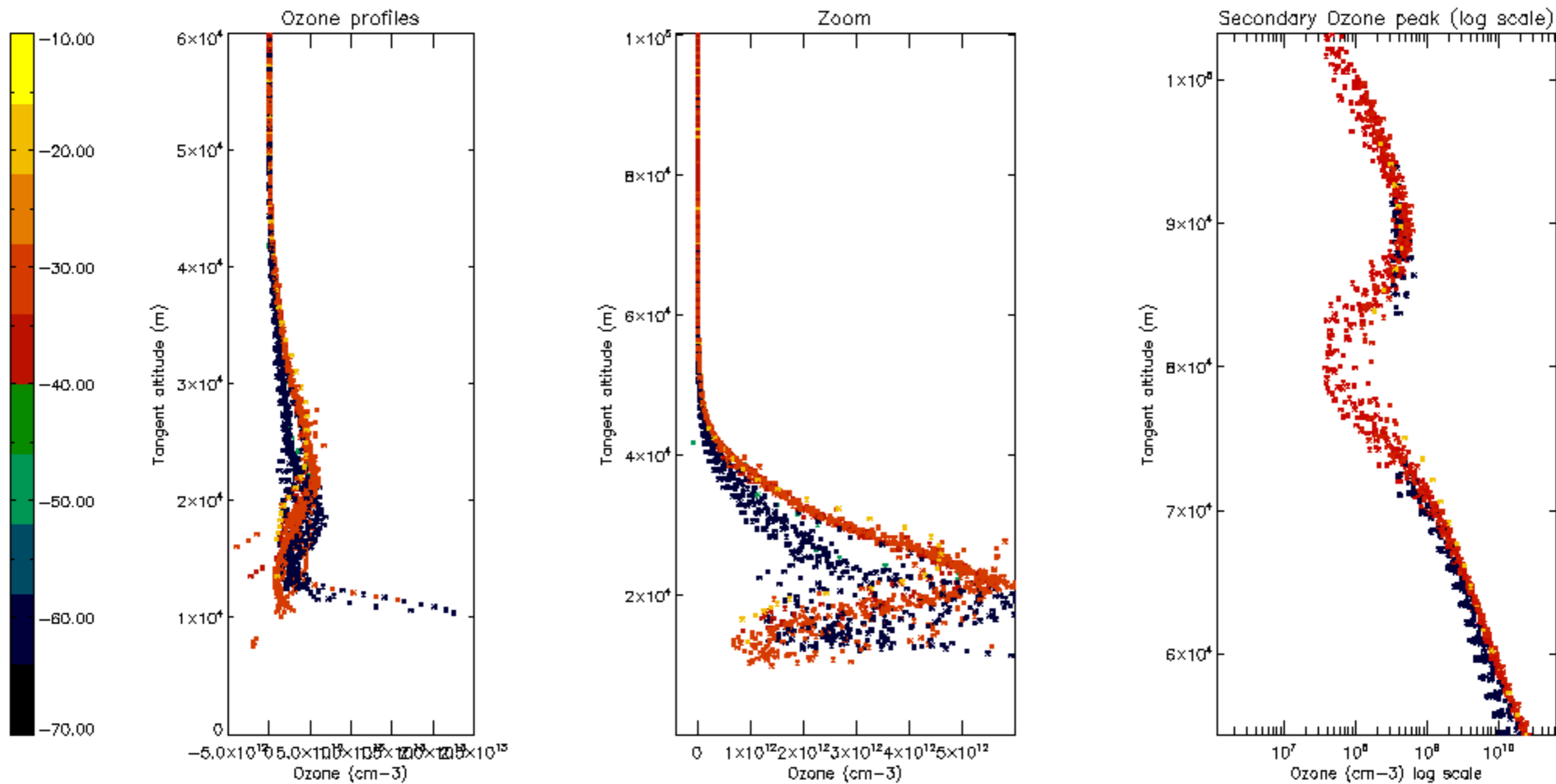
Percentage of star falling outside central band per profile

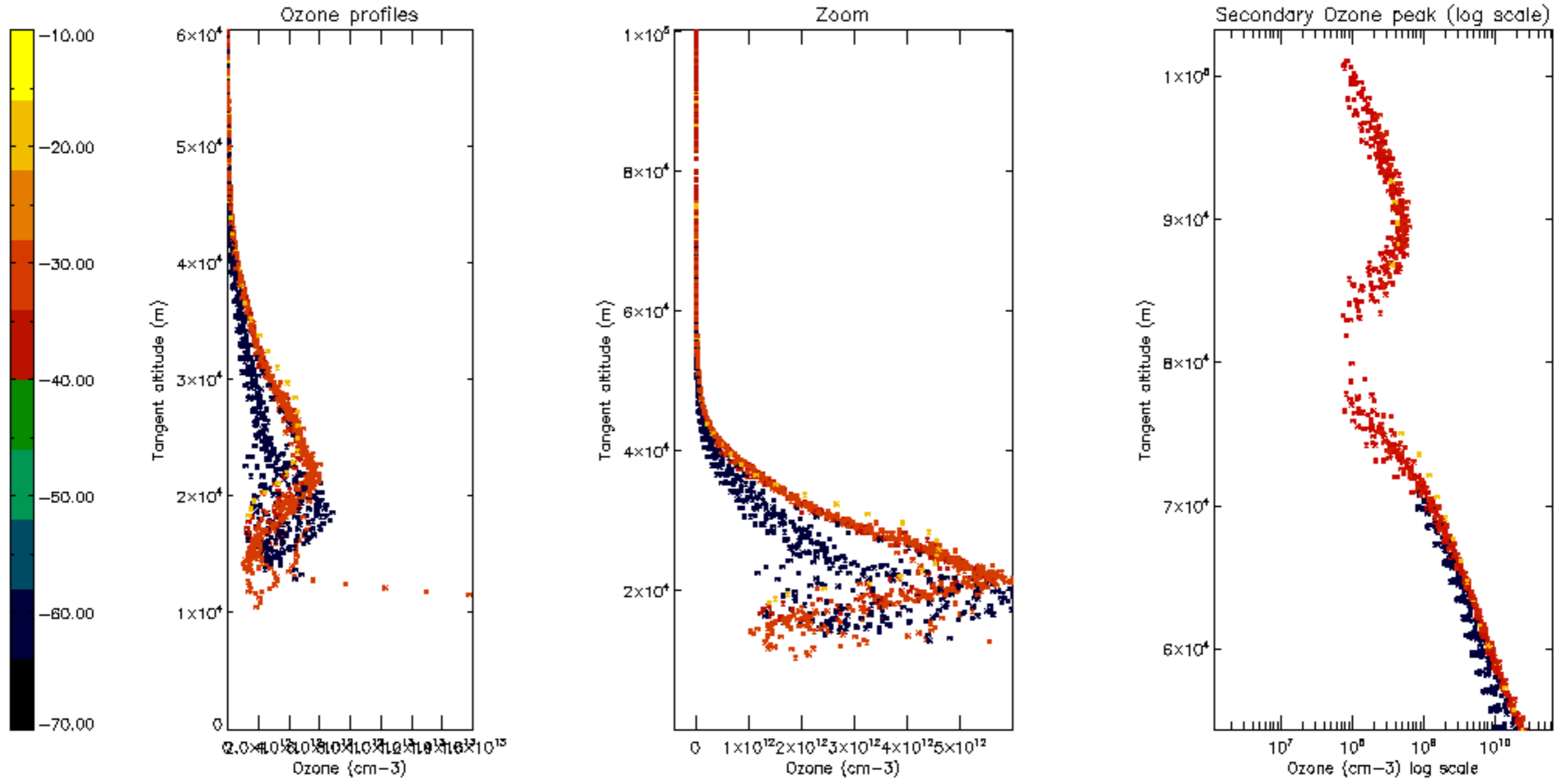


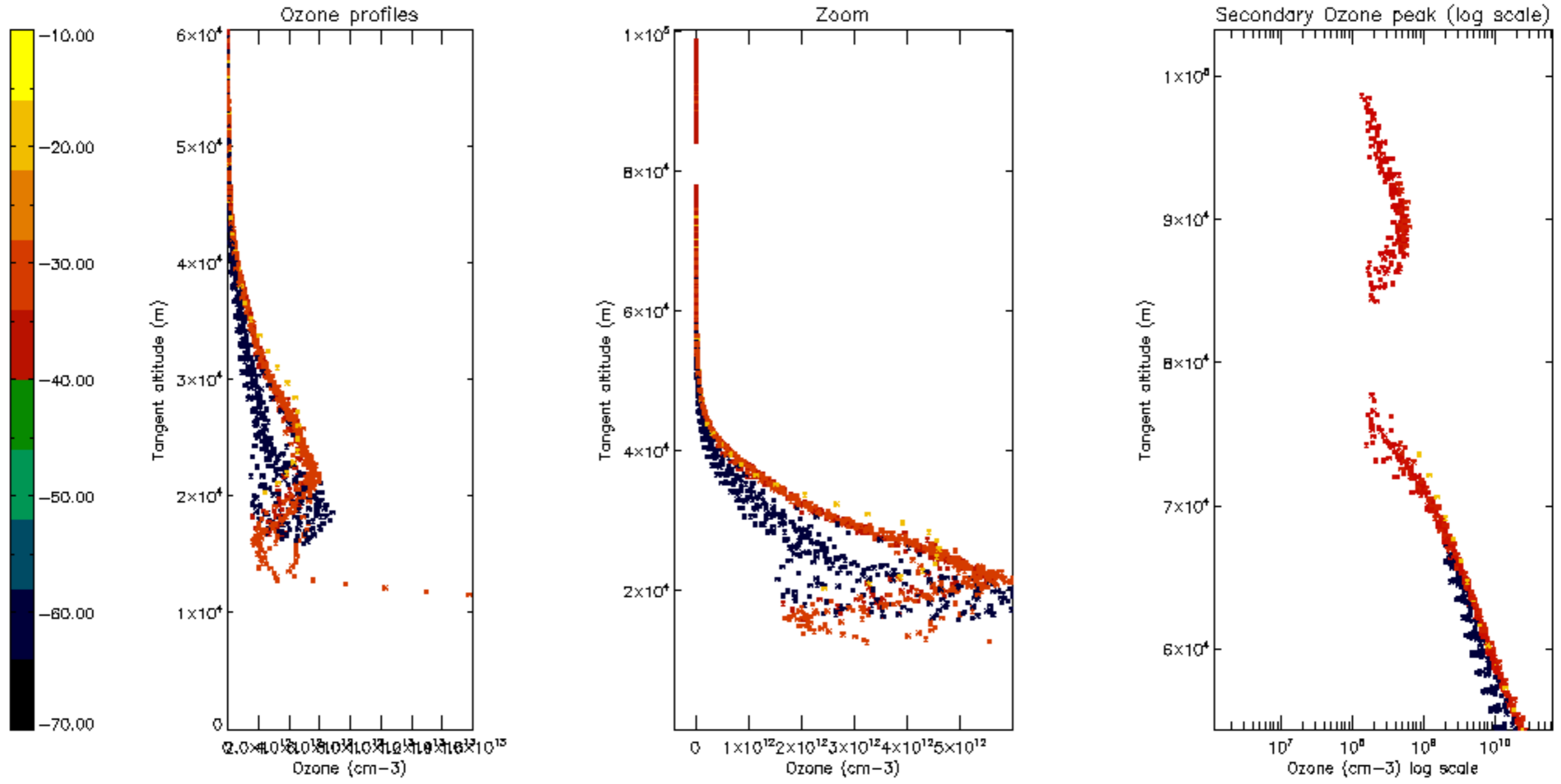
Percentage of saturation errors per profile

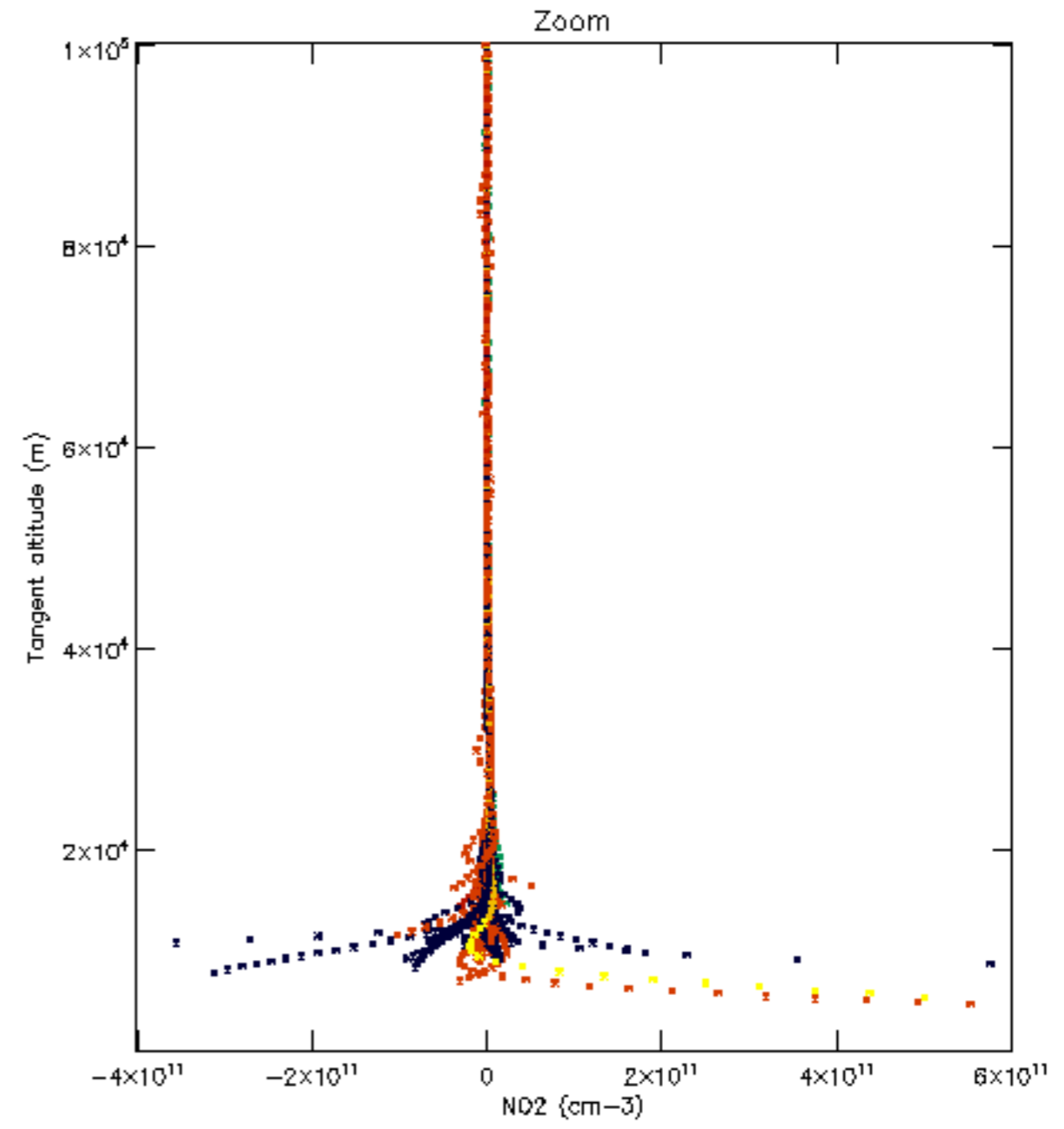
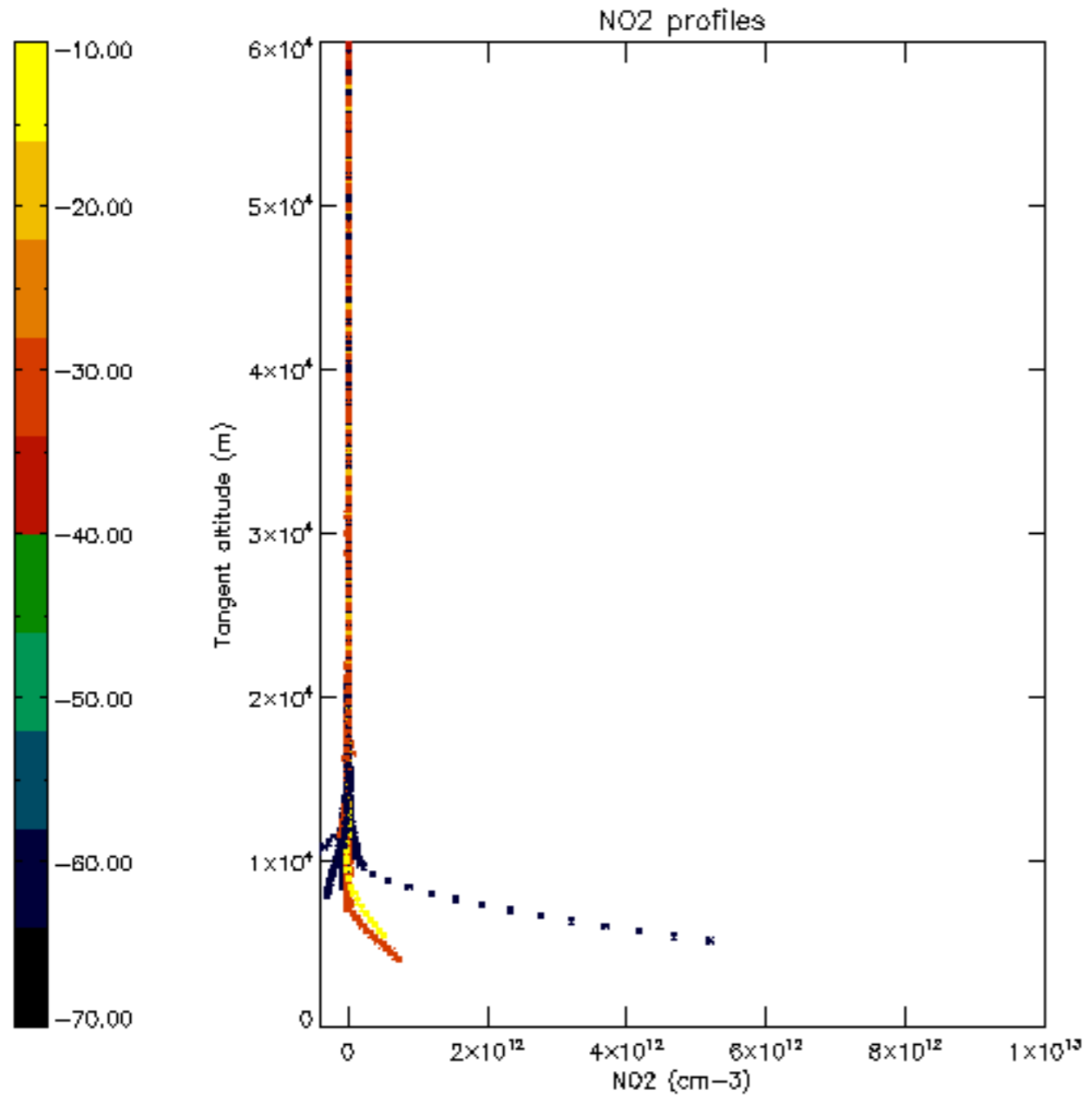


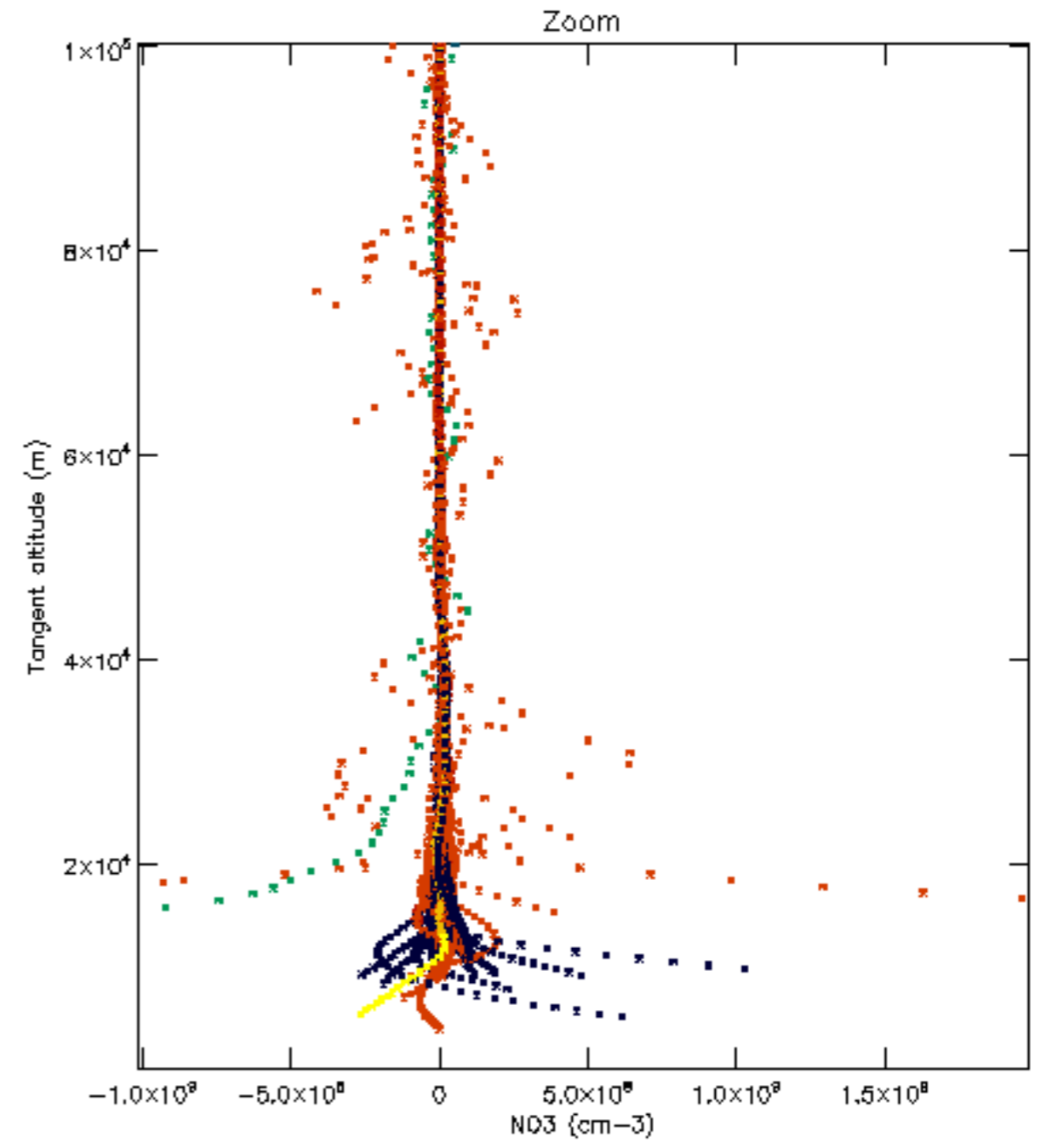
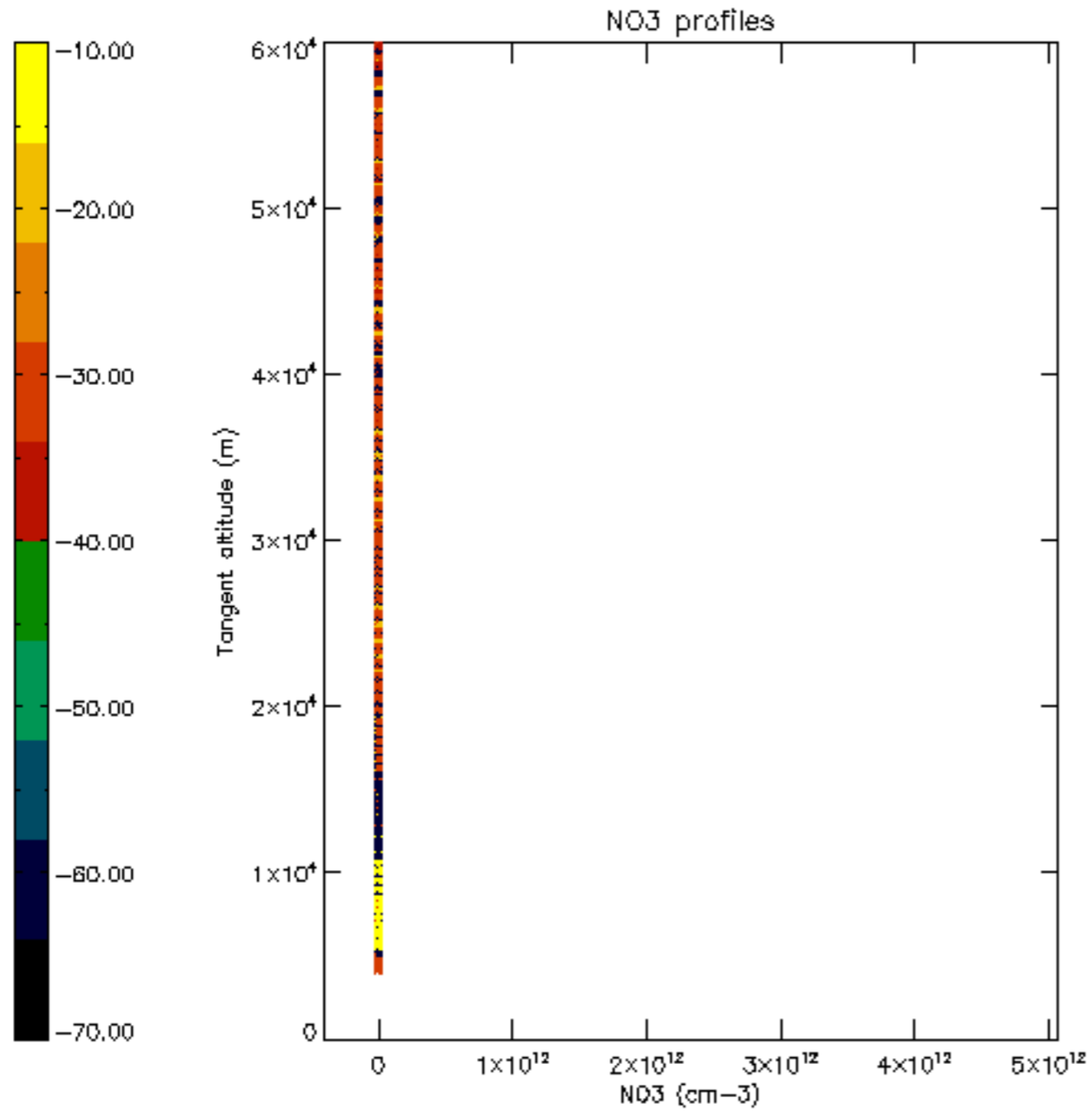


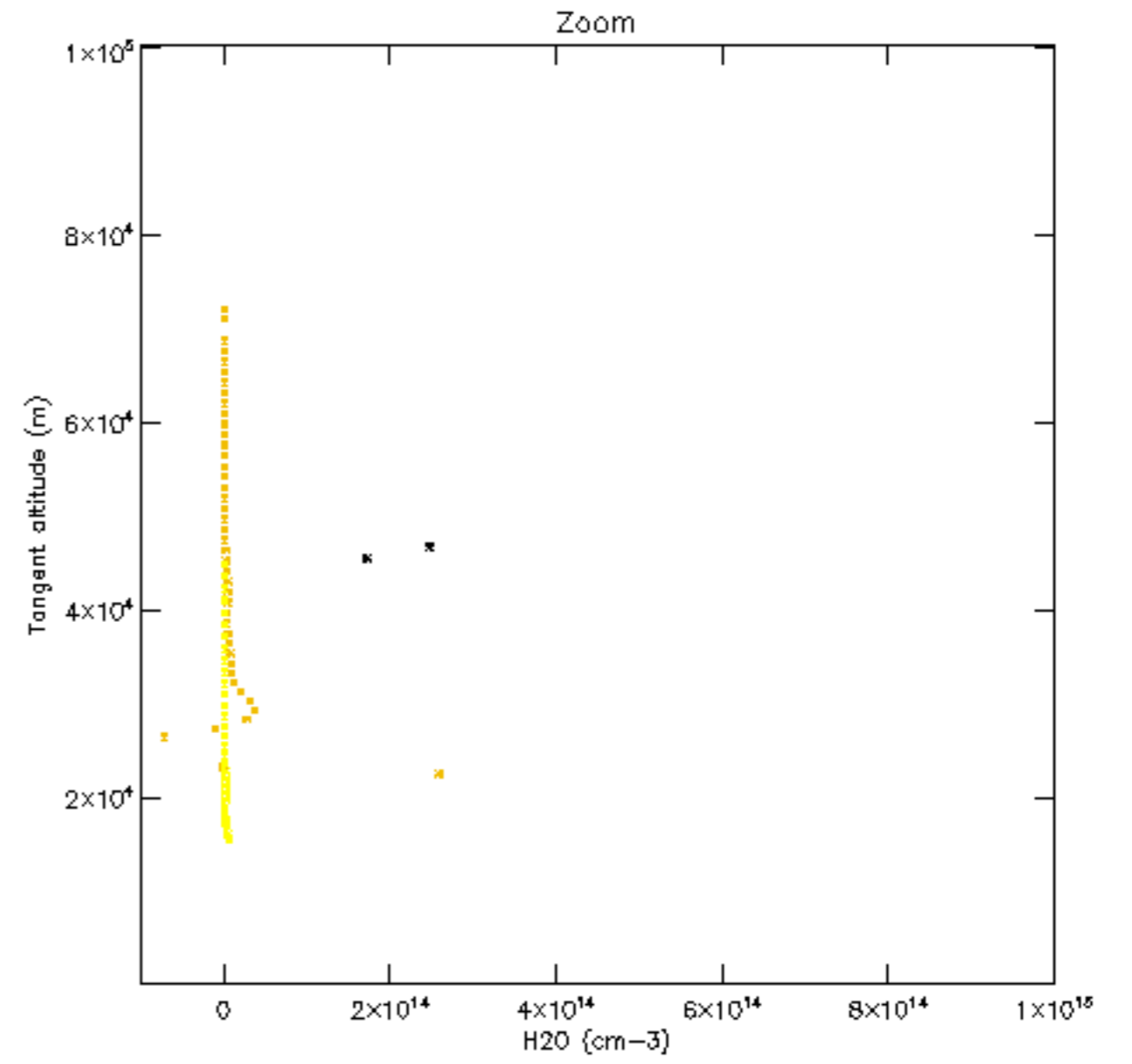
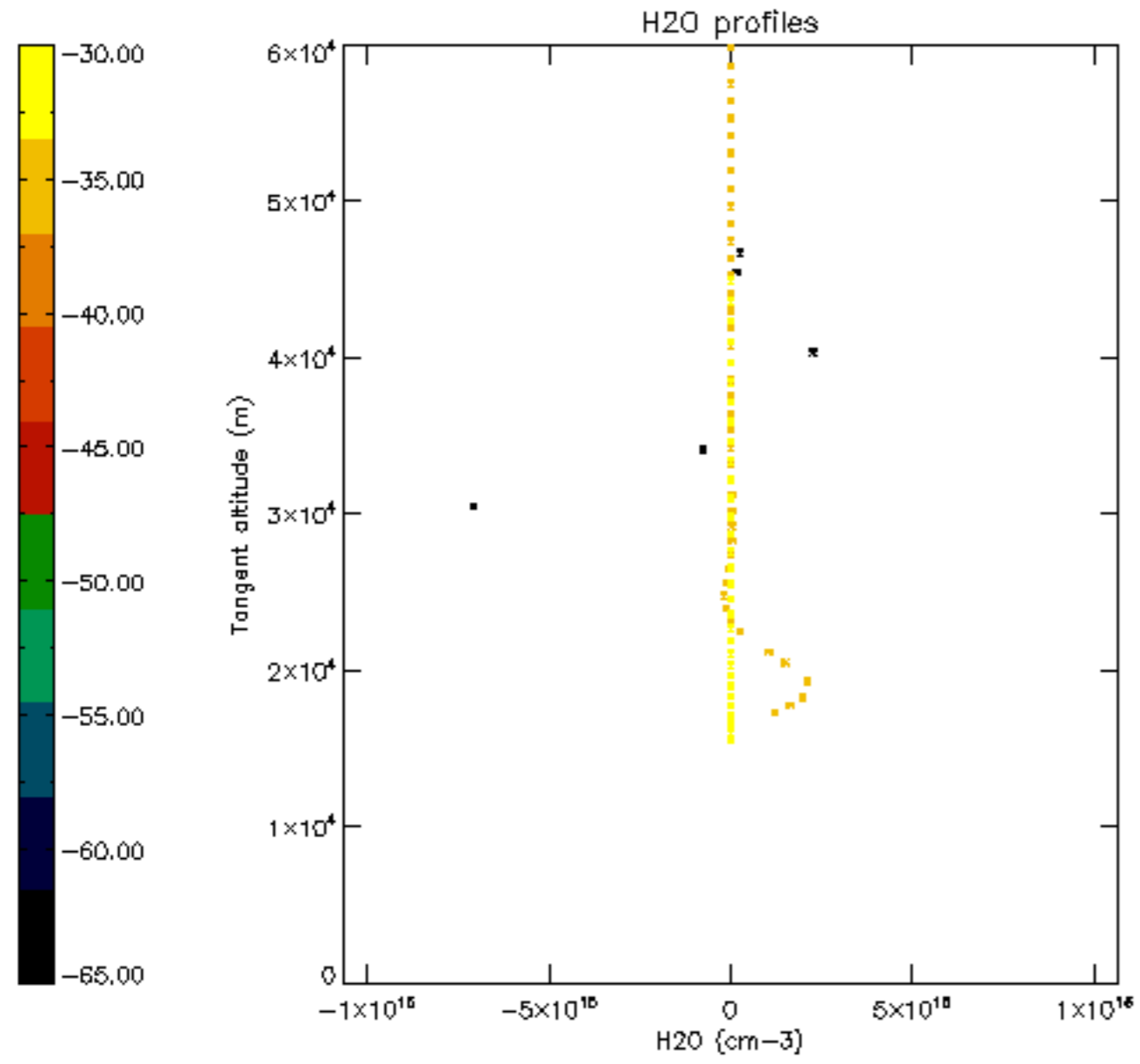


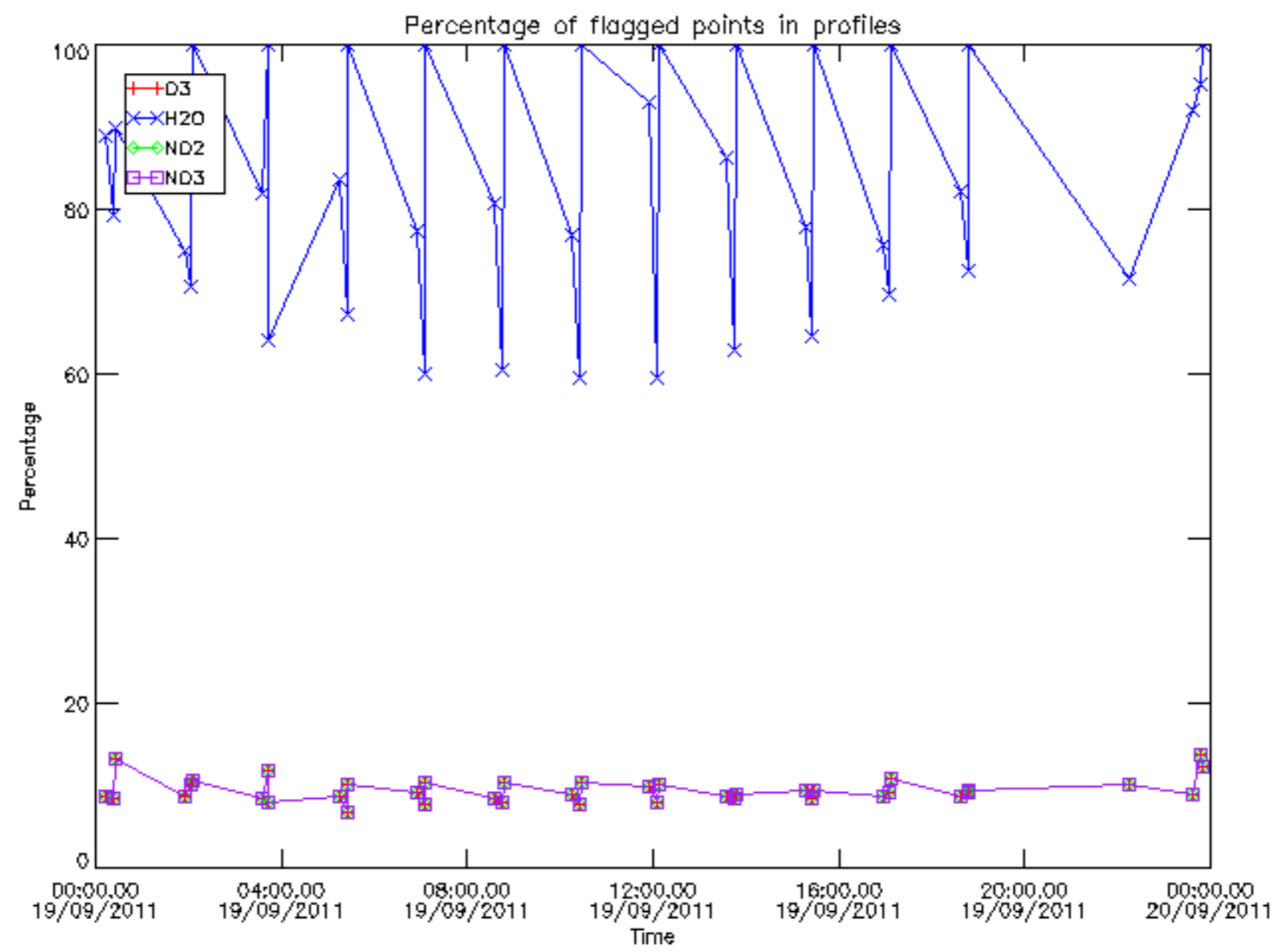




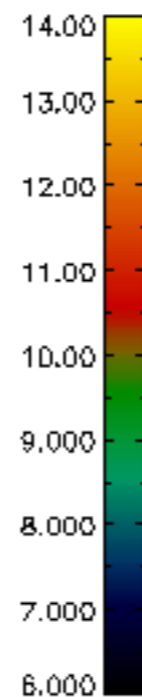
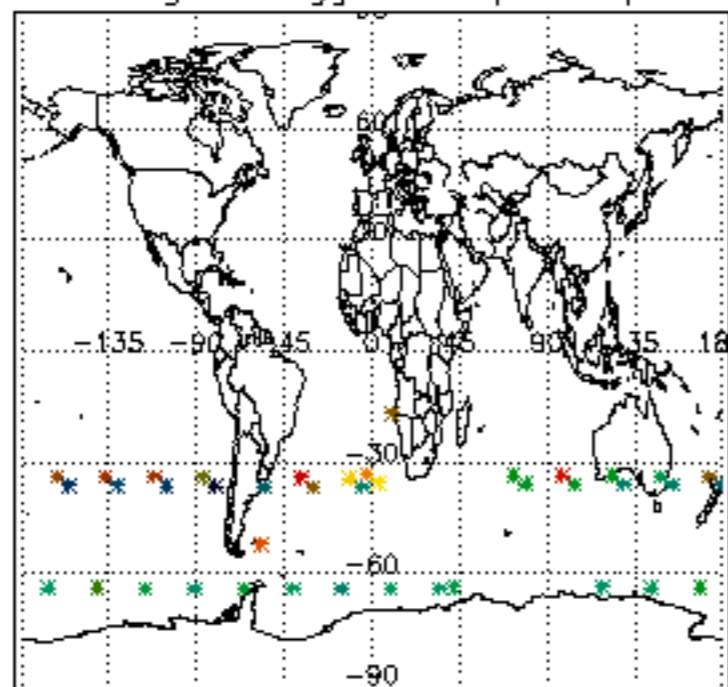




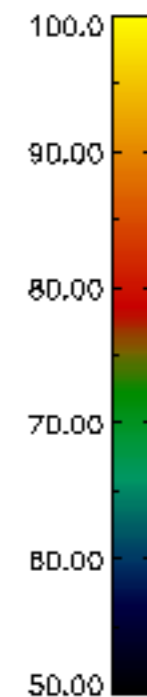
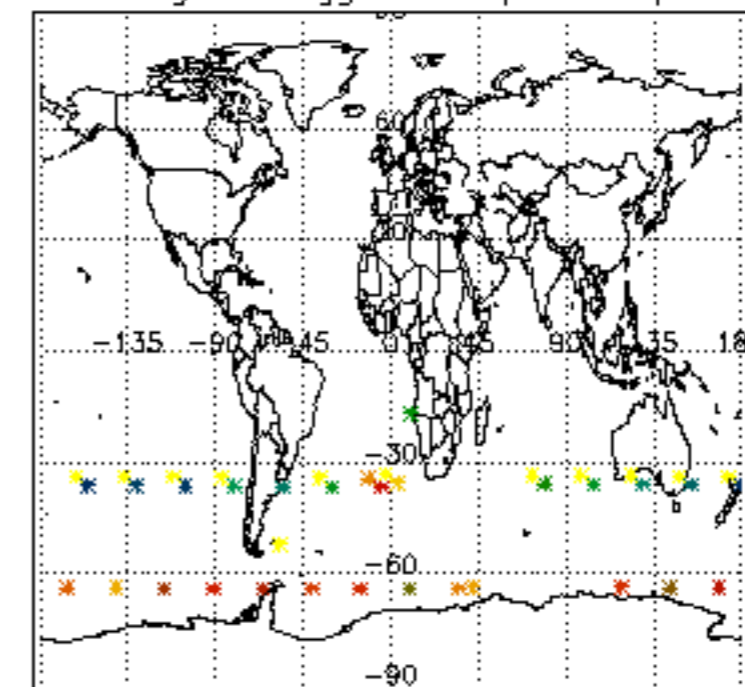




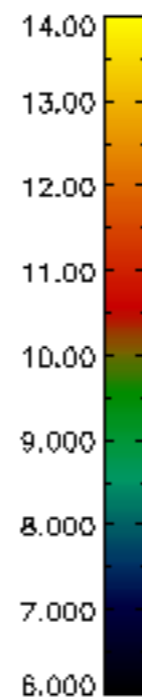
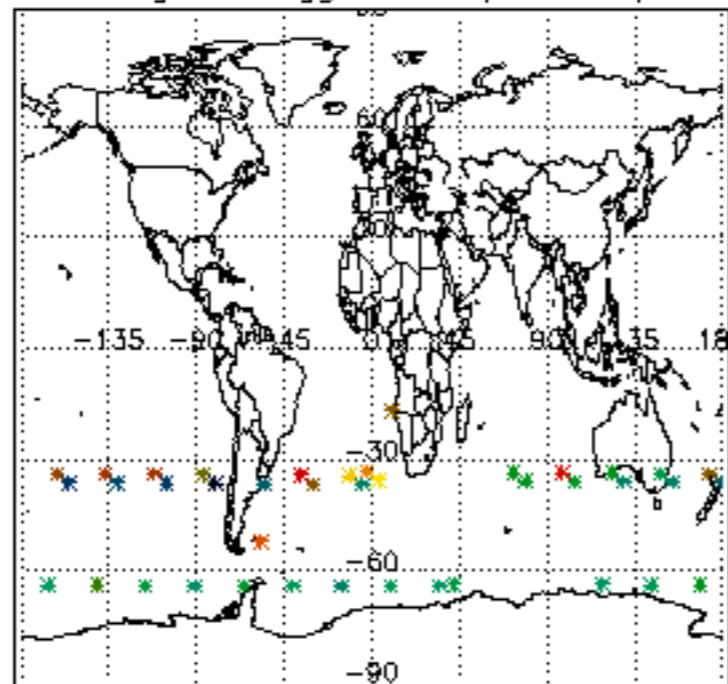
Percentage of flagged data per D3 profile



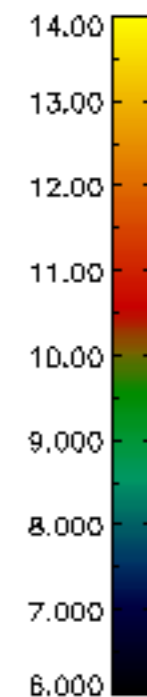
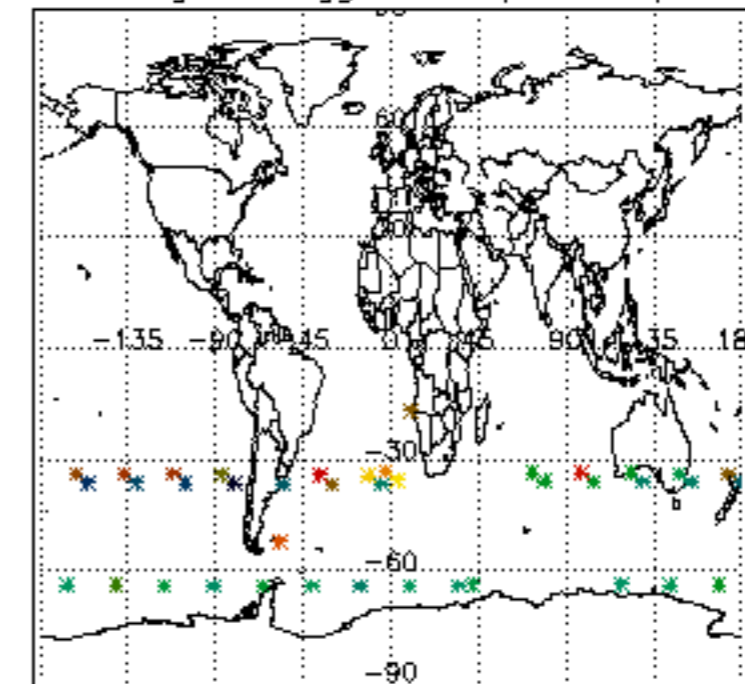
Percentage of flagged data per H2O profile

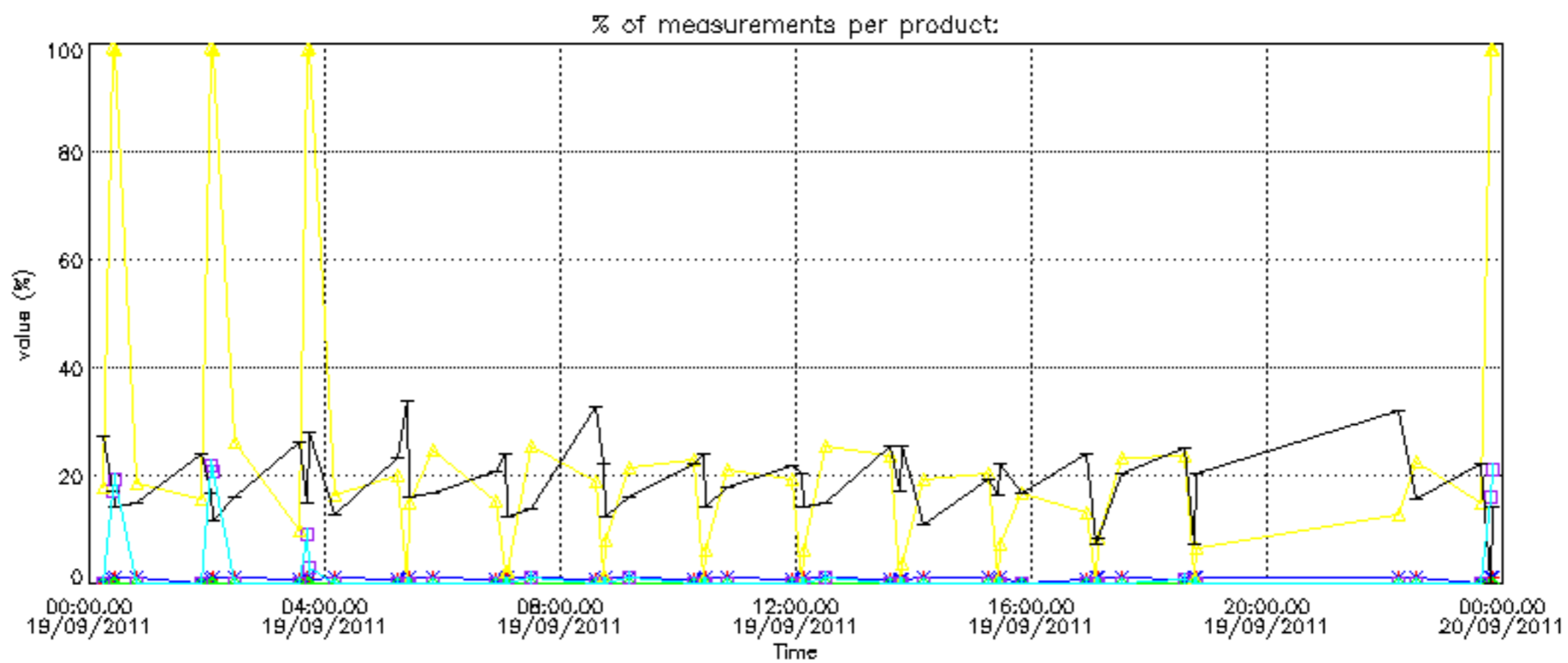


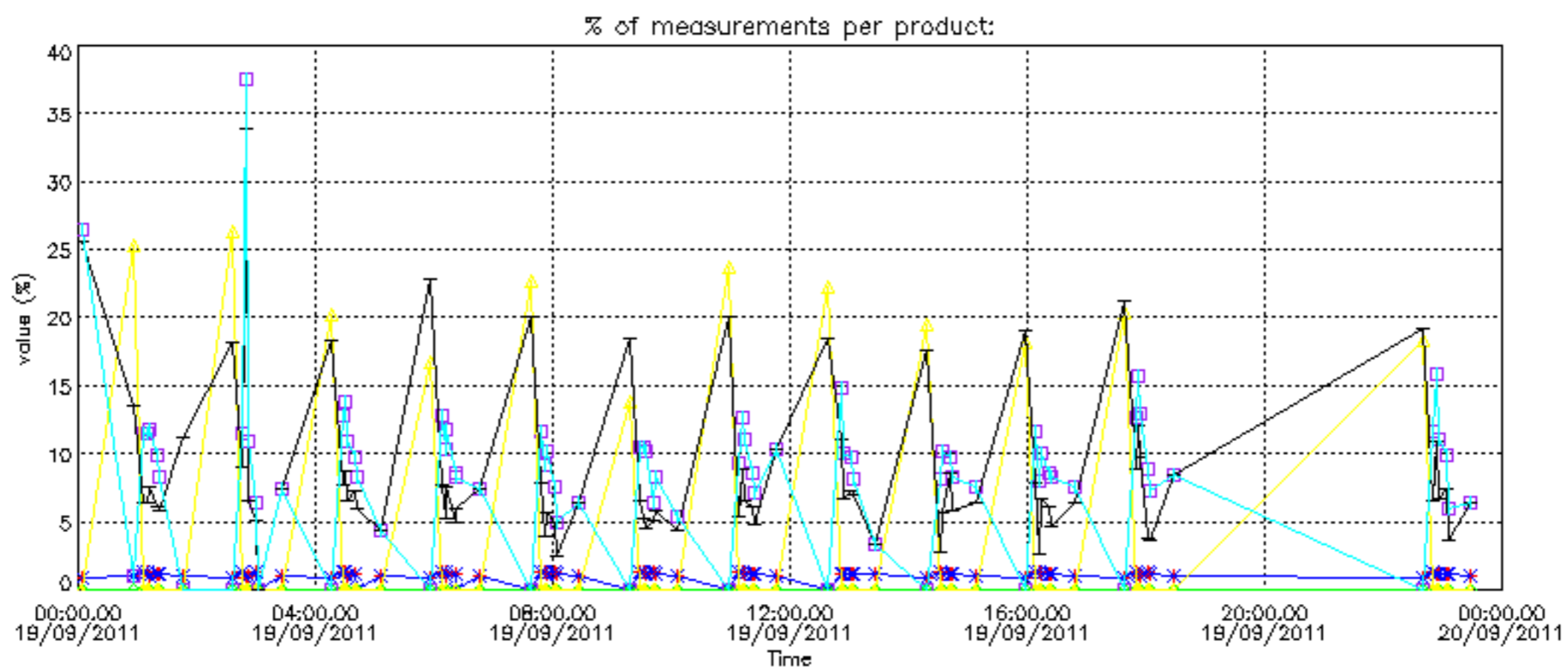
Percentage of flagged data per NO2 profile



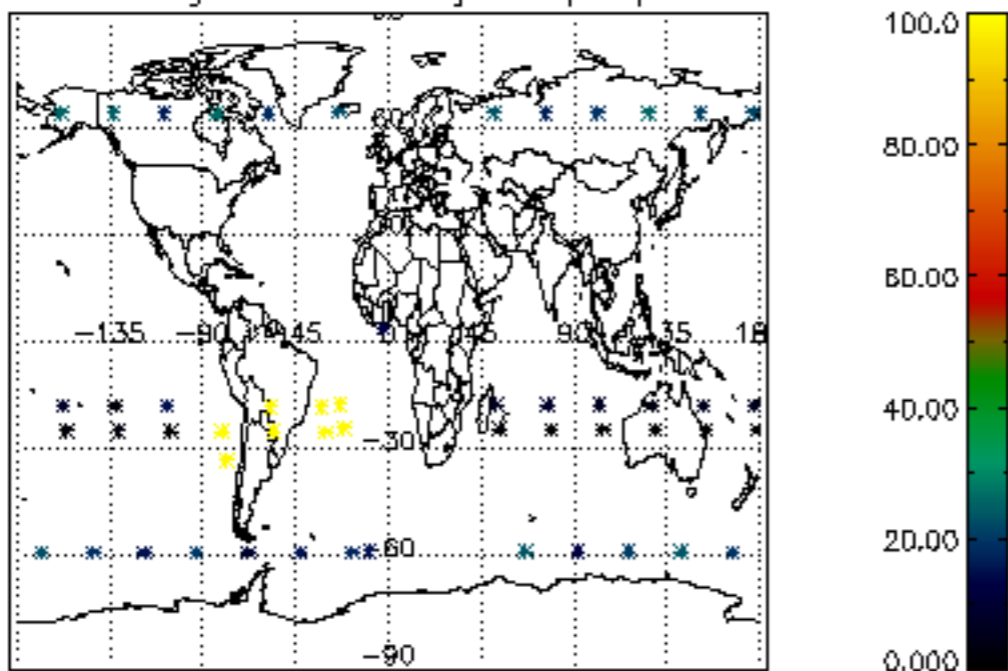
Percentage of flagged data per NO3 profile



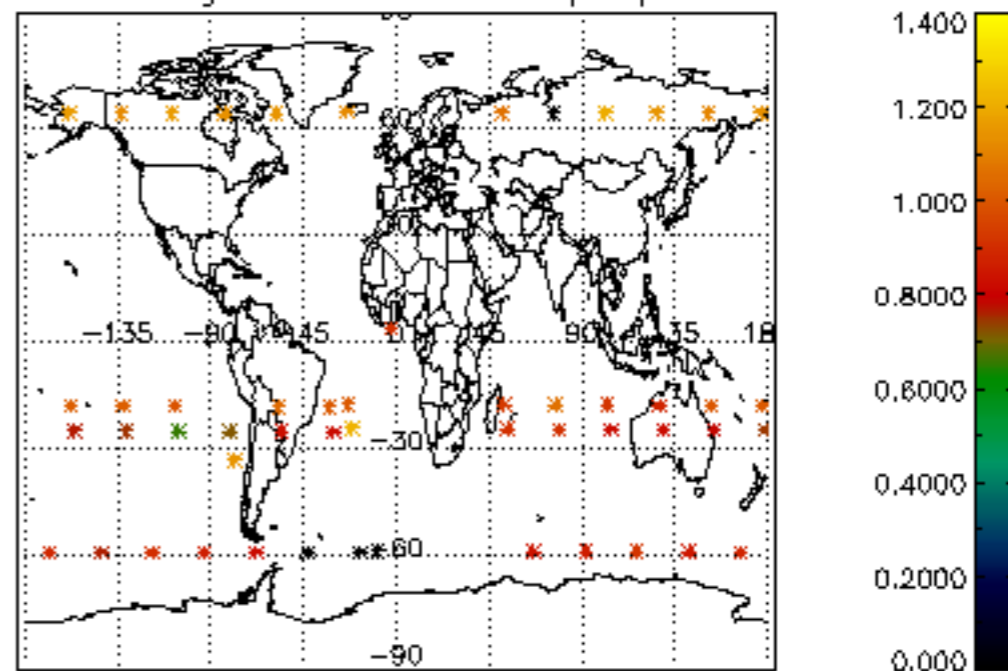




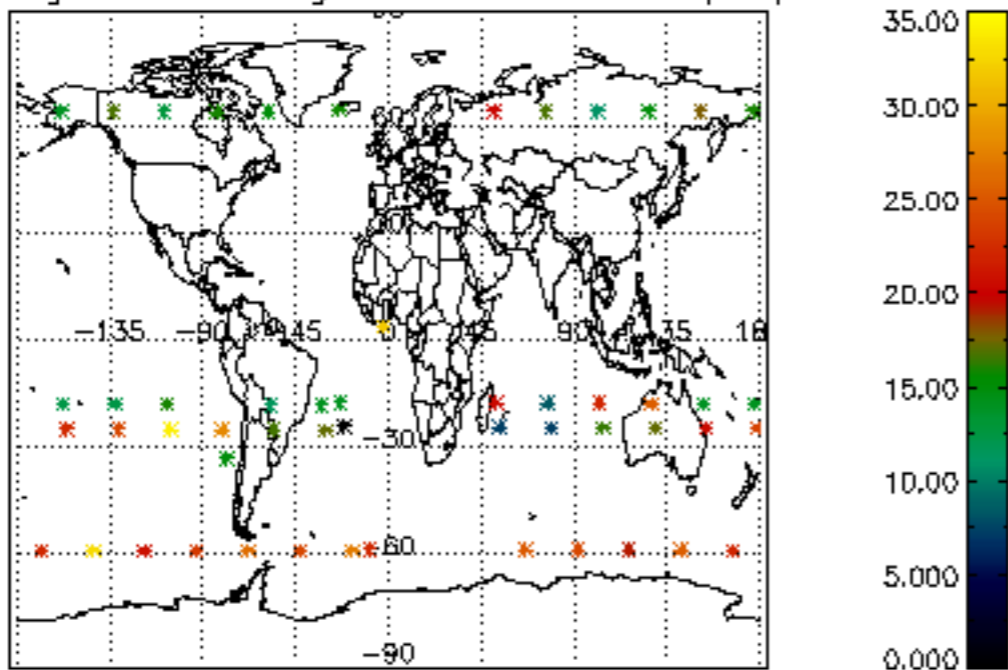
Percentage of cosmic ray hits per profile



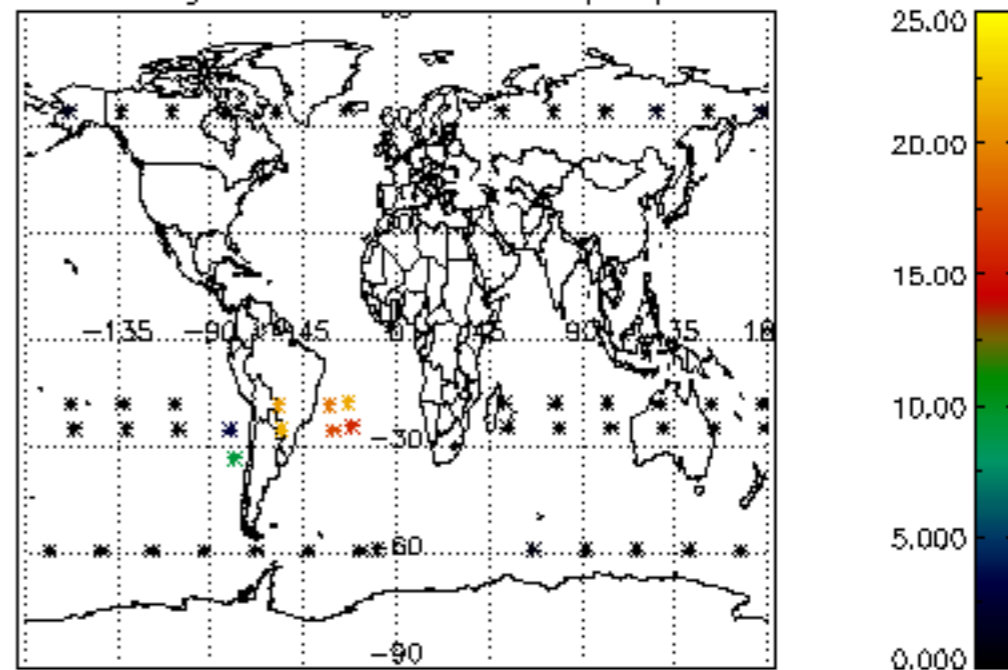
Percentage of datation errors per profile



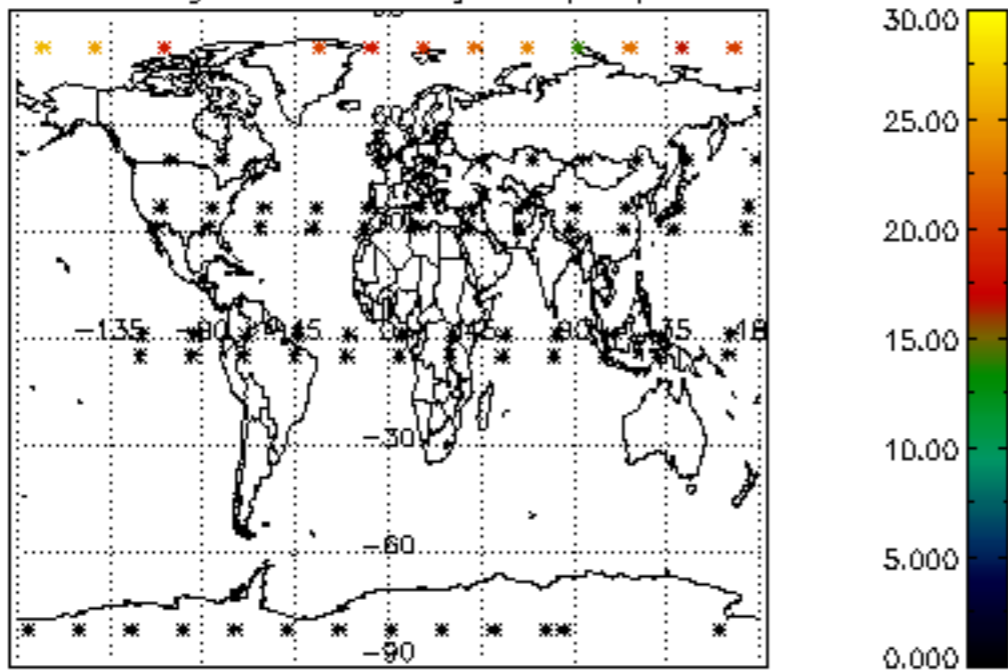
Percentage of star falling outside central band per profile



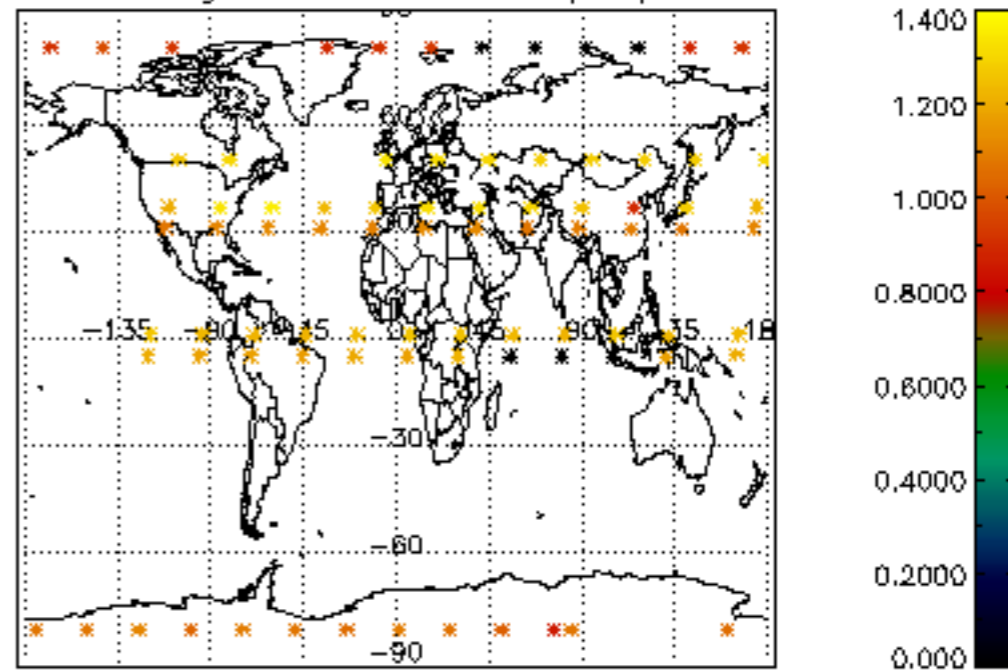
Percentage of saturation errors per profile



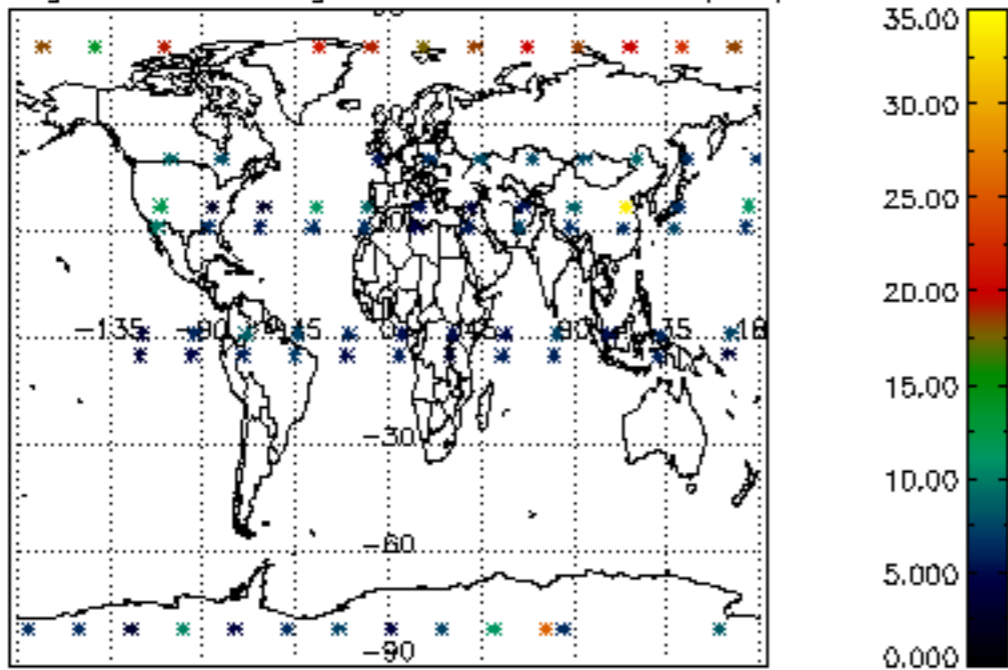
Percentage of cosmic ray hits per profile



Percentage of datation errors per profile



Percentage of star falling outside central band per profile



Percentage of saturation errors per profile

