

GOMOS Level 2 Daily Report

SUMMARY

[1. General Info](#)

[2. Summary of processed GOM_NL_2P products](#)

[3. Level 2 Quality information per product](#)

[3.1 Plot of level 2 quality information per product \(time dependant\)](#)

[3.2 Plot of level 2 quality information per product \(world map\)](#)

[4. Level 1 Quality information per product \(stored on level 2 products\)](#)

[4.1 Plot of level 1 quality information per product \(time dependant\)](#)

[4.1.1 Plot of level 1 quality information per product \(time dependant\): ASCENDING](#)

[4.1.2 Plot of level 1 quality information per product \(time dependant\): DESCENDING](#)

[4.2 Plot of level 1 quality information per product \(world map\)](#)

[4.2.1 Plot of level 1 quality information per product \(world map\): ASCENDING](#)

[4.2.2 Plot of level 1 quality information per product \(world map\): DESCENDING](#)

[5. Ozone profiles based on quality statistics and other trace gas profiles](#)

[5.1 Ozone statistics based on quality of products](#)

[5.2 Plot ozone profiles for all STD \(dark without errors\)](#)

[5.3 Plot ozone profiles where STD < 20% \(dark without errors\)](#)

[5.4. Plot ozone profiles where STD < 10% \(dark without errors\)](#)

[5.5. Plot ozone profiles where STD < 5% \(dark without errors\)](#)

[5.6 Plot NO2 profiles for all STD \(dark without errors\)](#)

[5.7 Plot NO3 profiles for all STD \(dark without errors\)](#)

[5.8 Plot H2O profiles \(only for occultations of stars 1,2,3,4,13,14,16,26,63 dark without errors\) for all STD](#)

[6. Auxiliary Data Files used for the production reported in section 2](#)

This report presents the daily analysis on parameters extracted from GOMOS level 2 data (GOM_NL__2P). It is intended to monitor some important parameters that will impact the quality of these products. A list of level 2 products (and content) that have arrived during the reporting day to the PCF is also given.

Item	Value
Time of report generation	24APR2013 17:30:53
Data source version	GOMOS/6.01
Start time of products	30-08-2011 (30AUG2011 00:00:00)
Stop time of products	31-08-2011 (31AUG2011 00:00:00)
Store outputs in DB	Yes
Nb of level 2 prods	111
Nb of prods with errors	0

2. Summary of processed GOM_NL__2P products.

Nr	Filename	UTC Start time	Limb	Duration	Star Id	Star Name	Star Mag	Star Temp	Nb Meas	Orbit	Prod. error
1	GOM_NL__2PRFIN20110830_143423_000000413106_00097_49680_8847.N1	30-AUG-2011 14:34:23	Dark	40.500	143	Alp Hyi	2.8570	7200.0	81	49680	No
2	GOM_NL__2PRFIN20110830_143540_000000443106_00097_49680_8848.N1	30-AUG-2011 14:35:40	Dark	43.500	9	Alp Eri	0.45300	24000.	87	49680	No
3	GOM_NL__2PRFIN20110830_144136_000000543106_00097_49680_8849.N1	30-AUG-2011 14:41:36	Straylight	53.500	84	Alp Phe	2.3970	4500.0	107	49680	No
4	GOM_NL__2PRFIN20110830_144744_000000493106_00097_49680_8850.N1	30-AUG-2011 14:47:44	Straylight	48.500	18	24Alp PsA	1.1660	9700.0	97	49680	No
5	GOM_NL__2PRFIN20110830_145234_000000473106_00097_49680_8851.N1	30-AUG-2011 14:52:34	Bright	46.500	142	49Del Cap	2.8500	8900.0	93	49680	No
6	GOM_NL__2PRFIN20110830_145710_000000403106_00097_49680_8852.N1	30-AUG-2011 14:57:10	Bright	40.000	162	34Alp Aqr	2.9440	5350.0	80	49680	No
7	GOM_NL__2PRFIN20110830_150010_000000393106_00097_49680_8853.N1	30-AUG-2011 15:00:10	Bright	39.000	61	8Eps Peg	2.1000	3900.0	78	49680	No
8	GOM_NL__2PRFIN20110830_150716_000000453106_00097_49680_8854.N1	30-AUG-2011 15:07:16	Bright	45.000	164	44Eta Peg	2.9480	5400.0	90	49680	No
9	GOM_NL__2PRFIN20110830_151506_000000353106_00097_49680_8855.N1	30-AUG-2011 15:15:06	Bright	34.500	89	5Alp Cep	2.4510	8000.0	69	49680	No
10	GOM_NL__2PRFIN20110830_151756_000000443106_00097_49680_8856.N1	30-AUG-2011 15:17:56	Bright	43.500	74	11Bet Cas	2.2680	6600.0	87	49680	No
11	GOM_NL__2PRFIN20110830_152003_000000443106_00097_49680_8857.N1	30-AUG-2011 15:20:03	Bright	44.000	76	27Gam Cas	2.3000	30000.	88	49680	No
12	GOM_NL__2PRFIN20110830_153533_000000463106_00097_49680_8858.N1	30-AUG-2011 15:35:33	Bright	46.000	42	34Bet Aur	1.9000	10200.	92	49680	No
13	GOM_NL__2PRFIN20110830_153821_000000443106_00097_49680_8859.N1	30-AUG-2011 15:38:21	Bright	44.000	107	37The Aur	2.6490	11000.	88	49680	No
14	GOM_NL__2PRFIN20110830_154038_000000363106_00097_49680_8860.N1	30-AUG-2011 15:40:38	Bright	36.000	17	78Bet Gem	1.1610	4500.0	72	49680	No
15	GOM_NL__2PRFIN20110830_154327_000000553106_00097_49680_8861.N1	30-AUG-2011 15:43:27	Twilight	55.000	151	13Mu Gem	2.8900	3000.0	110	49680	No
16	GOM_NL__2PRFIN20110830_154512_000000523106_00097_49680_8862.N1	30-AUG-2011 15:45:12	Twilight	51.500	44	24Gam Gem	1.9280	11000.	103	49680	No
17	GOM_NL__2PRFIN20110830_154716_000000483106_00097_49680_8863.N1	30-AUG-2011 15:47:16	Twilight	47.500	8	10Alp CMi	0.40000	6500.0	95	49680	No
18	GOM_NL__2PRFIN20110830_155452_000000483106_00097_49680_8864.N1	30-AUG-2011 15:54:52	Dark	48.000	1	9Alp CMa	-1.4400	11000.	96	49680	No
19	GOM_NL__2PRFIN20110830_155738_000000433106_00097_49680_8865.N1	30-AUG-2011 15:57:38	Dark	43.000	23	21Eps CMa	1.5020	26000.	86	49680	No
20	GOM_NL__2PRFIN20110830_155956_000000573106_00097_49680_8866.N1	30-AUG-2011 15:59:56	Dark	57.000	139	9Bet Lep	2.8330	5600.0	114	49680	No
21	GOM_NL__2PRFIN20110830_161438_000000413106_00098_49681_8880.N1	30-AUG-2011 16:14:38	Dark	40.500	143	Alp Hyi	2.8570	7200.0	81	49681	No
22	GOM_NL__2PRFIN20110830_161554_000000453106_00098_49681_8881.N1	30-AUG-2011 16:15:54	Dark	45.000	9	Alp Eri	0.45300	24000.	90	49681	No
23	GOM_NL__2PRFIN20110830_162150_000000473106_00098_49681_8882.N1	30-AUG-2011 16:21:50	Straylight	46.500	84	Alp Phe	2.3970	4500.0	93	49681	No
24	GOM_NL__2PRFIN20110830_162759_000000503106_00098_49681_8883.N1	30-AUG-2011 16:27:59	Straylight	50.000	18	24Alp PsA	1.1660	9700.0	100	49681	No
25	GOM_NL__2PRFIN20110830_163248_000000543106_00098_49681_8884.N1	30-AUG-2011 16:32:48	Bright	54.000	142	49Del Cap	2.8500	8900.0	108	49681	No
26	GOM_NL__2PRFIN20110830_163724_000000393106_00098_49681_8885.N1	30-AUG-2011 16:37:24	Bright	39.000	162	34Alp Aqr	2.9440	5350.0	78	49681	No
27	GOM_NL__2PRFIN20110830_164023_000000393106_00098_49681_8886.N1	30-AUG-2011 16:40:23	Bright	39.000	61	8Eps Peg	2.1000	3900.0	78	49681	No
28	GOM_NL__2PRFIN20110830_164729_000000443106_00098_49681_8887.N1	30-AUG-2011 16:47:29	Bright	44.000	164	44Eta Peg	2.9480	5400.0	88	49681	No
29	GOM_NL__2PRFIN20110830_165520_000000373106_00098_49681_8888.N1	30-AUG-2011 16:55:20	Bright	37.000	89	5Alp Cep	2.4510	8000.0	74	49681	No
30	GOM_NL__2PRFIN20110830_165809_000000433106_00098_49681_8889.N1	30-AUG-2011 16:58:09	Bright	42.500	74	11Bet Cas	2.2680	6600.0	85	49681	No
31	GOM_NL__2PRFIN20110830_170017_000000473106_00098_49681_8890.N1	30-AUG-2011 17:00:17	Bright	47.000	76	27Gam Cas	2.3000	30000.	94	49681	No
32	GOM_NL__2PRFIN20110830_171547_000000463106_00098_49681_8891.N1	30-AUG-2011 17:15:47	Bright	45.500	42	34Bet Aur	1.9000	10200.	91	49681	No
33	GOM_NL__2PRFIN20110830_171835_000000473106_00098_49681_8892.N1	30-AUG-2011 17:18:35	Bright	46.500	107	37The Aur	2.6490	11000.	93	49681	No
34	GOM_NL__2PRFIN20110830_172052_000000363106_00098_49681_8893.N1	30-AUG-2011 17:20:52	Bright	35.500	17	78Bet Gem	1.1610	4500.0	71	49681	No
35	GOM_NL__2PRFIN20110830_172342_000000583106_00098_49681_8894.N1	30-AUG-2011 17:23:42	Twilight	58.000	151	13Mu Gem	2.8900	3000.0	116	49681	No
36	GOM_NL__2PRFIN20110830_172527_000000533106_00098_49681_8895.N1	30-AUG-2011 17:25:27	Twilight	52.500	44	24Gam Gem	1.9280	11000.	105	49681	No
37	GOM_NL__2PRFIN20110830_172731_000000473106_00098_49681_8896.N1	30-AUG-2011 17:27:31	Twilight	47.000	8	10Alp CMi	0.40000	6500.0	94	49681	No
38	GOM_NL__2PRFIN20110830_173507_000000503106_00098_49681_8897.N1	30-AUG-2011 17:35:07	Dark	50.000	1	9Alp CMa	-1.4400	11000.	100	49681	No
39	GOM_NL__2PRFIN20110830_173752_000000423106_00098_49681_8898.N1	30-AUG-2011 17:37:52	Dark	42.000	23	21Eps CMa	1.5020	26000.	84	49681	No
40	GOM_NL__2PRFIN20110830_174011_000000523106_00098_49681_8899.N1	30-AUG-2011 17:40:11	Dark	52.000	139	9Bet Lep	2.8330	5600.0	104	49681	No
41	GOM_NL__2PRFIN20110830_175452_000000393106_00099_49682_8931.N1	30-AUG-2011 17:54:52	Dark	39.000	143	Alp Hyi	2.8570	7200.0	78	49682	No
42	GOM_NL__2PRFIN20110830_175609_000000463106_00099_49682_8932.N1	30-AUG-2011 17:56:09	Dark	45.500	9	Alp Eri	0.45300	24000.	91	49682	No

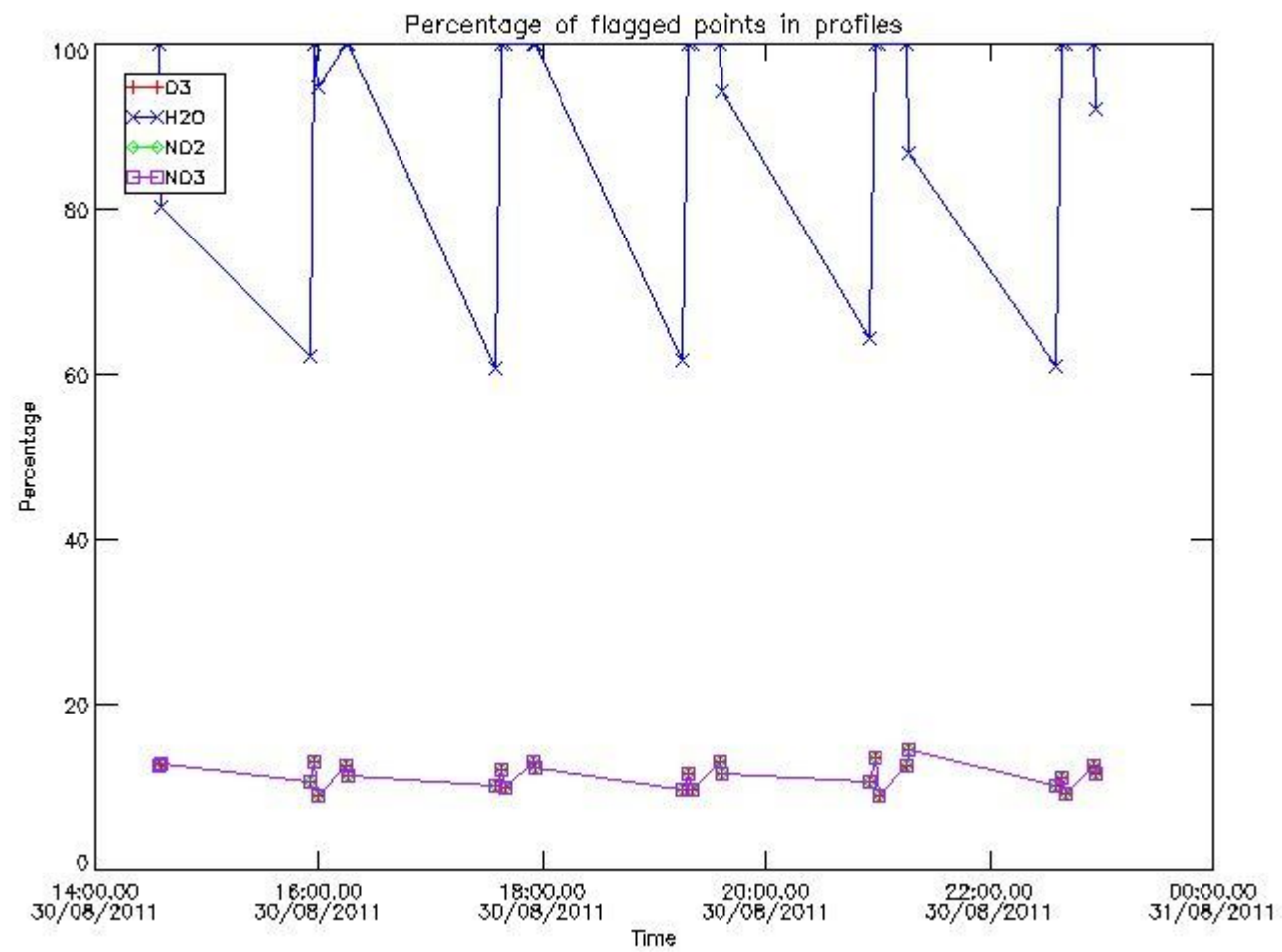
43	GOM_NL__2PRFIN20110830_180205_000000483106_00099_49682_8933.N1	30-AUG-2011 18:02:05	Straylight	47.500	84	Alp Phe	2.3970	4500.0	95	49682	No
44	GOM_NL__2PRFIN20110830_180813_000000503106_00099_49682_8934.N1	30-AUG-2011 18:08:13	Straylight	49.500	18	24Alp PsA	1.1660	9700.0	99	49682	No
45	GOM_NL__2PRFIN20110830_181302_000000443106_00099_49682_8935.N1	30-AUG-2011 18:13:02	Bright	44.000	142	49Del Cap	2.8500	8900.0	88	49682	No
46	GOM_NL__2PRFIN20110830_181738_000000413106_00099_49682_8936.N1	30-AUG-2011 18:17:38	Bright	40.500	162	34Alp Aqr	2.9440	5350.0	81	49682	No
47	GOM_NL__2PRFIN20110830_182037_000000393106_00099_49682_8937.N1	30-AUG-2011 18:20:37	Bright	39.000	61	8Eps Peg	2.1000	3900.0	78	49682	No
48	GOM_NL__2PRFIN20110830_182743_000000433106_00099_49682_8938.N1	30-AUG-2011 18:27:43	Bright	43.000	164	44Eta Peg	2.9480	5400.0	86	49682	No
49	GOM_NL__2PRFIN20110830_183534_000000373106_00099_49682_8939.N1	30-AUG-2011 18:35:34	Bright	36.500	89	5Alp Cep	2.4510	8000.0	73	49682	No
50	GOM_NL__2PRFIN20110830_183823_000000443106_00099_49682_8940.N1	30-AUG-2011 18:38:23	Bright	43.500	74	11Bet Cas	2.2680	6600.0	87	49682	No
51	GOM_NL__2PRFIN20110830_184030_000000473106_00099_49682_8941.N1	30-AUG-2011 18:40:30	Bright	47.000	76	27Gam Cas	2.3000	30000.	94	49682	No
52	GOM_NL__2PRFIN20110830_185601_000000453106_00099_49682_8942.N1	30-AUG-2011 18:56:01	Bright	45.000	42	34Bet Aur	1.9000	10200.	90	49682	No
53	GOM_NL__2PRFIN20110830_185849_000000463106_00099_49682_8943.N1	30-AUG-2011 18:58:49	Bright	45.500	107	37The Aur	2.6490	11000.	91	49682	No
54	GOM_NL__2PRFIN20110830_190107_000000393106_00099_49682_8944.N1	30-AUG-2011 19:01:07	Bright	38.500	17	78Bet Gem	1.1610	4500.0	77	49682	No
55	GOM_NL__2PRFIN20110830_190356_000000613106_00099_49682_8945.N1	30-AUG-2011 19:03:56	Twilight	60.500	151	13Mu Gem	2.8900	3000.0	121	49682	No
56	GOM_NL__2PRFIN20110830_190541_000000523106_00099_49682_8946.N1	30-AUG-2011 19:05:41	Twilight	51.500	44	24Gam Gem	1.9280	11000.	103	49682	No
57	GOM_NL__2PRFIN20110830_190745_000000483106_00099_49682_8947.N1	30-AUG-2011 19:07:45	Twilight	48.000	8	10Alp CMi	0.40000	6500.0	96	49682	No
58	GOM_NL__2PRFIN20110830_191521_000000533106_00099_49682_8948.N1	30-AUG-2011 19:15:21	Dark	52.500	1	9Alp CMa	-1.4400	11000.	105	49682	No
59	GOM_NL__2PRFIN20110830_191807_000000453106_00099_49682_8949.N1	30-AUG-2011 19:18:07	Dark	44.500	23	21Eps CMa	1.5020	26000.	89	49682	No
60	GOM_NL__2PRFIN20110830_192026_000000543106_00099_49682_8950.N1	30-AUG-2011 19:20:26	Dark	53.500	139	9Bet Lep	2.8330	5600.0	107	49682	No
61	GOM_NL__2PRFIN20110830_193507_000000403106_00100_49683_8962.N1	30-AUG-2011 19:35:07	Dark	39.500	143	Alp Hyi	2.8570	7200.0	79	49683	No
62	GOM_NL__2PRFIN20110830_193623_000000443106_00100_49683_8963.N1	30-AUG-2011 19:36:23	Dark	44.000	9	Alp Eri	0.45300	24000.	88	49683	No
63	GOM_NL__2PRFIN20110830_194220_000000573106_00100_49683_8964.N1	30-AUG-2011 19:42:20	Straylight	57.000	84	Alp Phe	2.3970	4500.0	114	49683	No
64	GOM_NL__2PRFIN20110830_194827_000000503106_00100_49683_8965.N1	30-AUG-2011 19:48:27	Straylight	49.500	18	24Alp PsA	1.1660	9700.0	99	49683	No
65	GOM_NL__2PRFIN20110830_195322_000000453106_00100_49683_8966.N1	30-AUG-2011 19:53:22	Bright	45.000	142	49Del Cap	2.8500	8900.0	90	49683	No
66	GOM_NL__2PRFIN20110830_195752_000000393106_00100_49683_8967.N1	30-AUG-2011 19:57:52	Bright	39.000	162	34Alp Aqr	2.9440	5350.0	78	49683	No
67	GOM_NL__2PRFIN20110830_200051_000000393106_00100_49683_8968.N1	30-AUG-2011 20:00:51	Bright	38.500	61	8Eps Peg	2.1000	3900.0	77	49683	No
68	GOM_NL__2PRFIN20110830_200756_000000433106_00100_49683_8969.N1	30-AUG-2011 20:07:56	Bright	43.000	164	44Eta Peg	2.9480	5400.0	86	49683	No
69	GOM_NL__2PRFIN20110830_201548_000000383106_00100_49683_8970.N1	30-AUG-2011 20:15:48	Bright	38.000	89	5Alp Cep	2.4510	8000.0	76	49683	No
70	GOM_NL__2PRFIN20110830_201836_000000463106_00100_49683_8971.N1	30-AUG-2011 20:18:36	Bright	46.000	74	11Bet Cas	2.2680	6600.0	92	49683	No
71	GOM_NL__2PRFIN20110830_202043_000000473106_00100_49683_8972.N1	30-AUG-2011 20:20:43	Bright	47.000	76	27Gam Cas	2.3000	30000.	94	49683	No
72	GOM_NL__2PRFIN20110830_203614_000000473106_00100_49683_8973.N1	30-AUG-2011 20:36:14	Bright	46.500	42	34Bet Aur	1.9000	10200.	93	49683	No
73	GOM_NL__2PRFIN20110830_203903_000000493106_00100_49683_8974.N1	30-AUG-2011 20:39:03	Bright	48.500	107	37The Aur	2.6490	11000.	97	49683	No
74	GOM_NL__2PRFIN20110830_204121_000000393106_00100_49683_8975.N1	30-AUG-2011 20:41:21	Bright	39.000	17	78Bet Gem	1.1610	4500.0	78	49683	No
75	GOM_NL__2PRFIN20110830_204410_000000583106_00100_49683_8976.N1	30-AUG-2011 20:44:10	Twilight	57.500	151	13Mu Gem	2.8900	3000.0	115	49683	No
76	GOM_NL__2PRFIN20110830_204555_000000493106_00100_49683_8977.N1	30-AUG-2011 20:45:55	Twilight	49.000	44	24Gam Gem	1.9280	11000.	98	49683	No
77	GOM_NL__2PRFIN20110830_204759_000000463106_00100_49683_8978.N1	30-AUG-2011 20:47:59	Twilight	45.500	8	10Alp CMi	0.40000	6500.0	91	49683	No
78	GOM_NL__2PRFIN20110830_205536_000000483106_00100_49683_8979.N1	30-AUG-2011 20:55:36	Dark	48.000	1	9Alp CMa	-1.4400	11000.	96	49683	No
79	GOM_NL__2PRFIN20110830_205821_000000453106_00100_49683_8980.N1	30-AUG-2011 20:58:21	Dark	45.000	23	21Eps CMa	1.5020	26000.	90	49683	No
80	GOM_NL__2PRFIN20110830_210041_000000583106_00100_49683_8981.N1	30-AUG-2011 21:00:41	Dark	57.500	139	9Bet Lep	2.8330	5600.0	115	49683	No
81	GOM_NL__2PRFIN20110830_211521_000000413106_00101_49684_9000.N1	30-AUG-2011 21:15:21	Dark	40.500	143	Alp Hyi	2.8570	7200.0	81	49684	No
82	GOM_NL__2PRFIN20110830_211638_000000463106_00101_49684_9001.N1	30-AUG-2011 21:16:38	Dark	46.000	9	Alp Eri	0.45300	24000.	92	49684	No
83	GOM_NL__2PRFIN20110830_212234_000000523106_00101_49684_9002.N1	30-AUG-2011 21:22:34	Straylight	52.000	84	Alp Phe	2.3970	4500.0	104	49684	No
84	GOM_NL__2PRFIN20110830_212841_000000483106_00101_49684_9003.N1	30-AUG-2011 21:28:41	Straylight	48.000	18	24Alp PsA	1.1660	9700.0	96	49684	No
85	GOM_NL__2PRFIN20110830_213806_000000413106_00101_49684_9004.N1	30-AUG-2011 21:38:06	Bright	41.000	162	34Alp Aqr	2.9440	5350.0	82	49684	No
86	GOM_NL__2PRFIN20110830_214105_000000393106_00101_49684_9005.N1	30-AUG-2011 21:41:05	Bright	38.500	61	8Eps Peg	2.1000	3900.0	77	49684	No
87	GOM_NL__2PRFIN20110830_214810_000000453106_00101_49684_9006.N1	30-AUG-2011 21:48:10	Bright	45.000	164	44Eta Peg	2.9480	5400.0	90	49684	No
88	GOM_NL__2PRFIN20110830_215602_000000383106_00101_49684_9007.N1	30-AUG-2011 21:56:02	Bright	37.500	89	5Alp Cep	2.4510	8000.0	75	49684	No
89	GOM_NL__2PRFIN20110830_215849_000000463106_00101_49684_9008.N1	30-AUG-2011 21:58:49	Bright	45.500	74	11Bet Cas	2.2680	6600.0	91	49684	No
90	GOM_NL__2PRFIN20110830_220057_000000473106_00101_49684_9009.N1	30-AUG-2011 22:00:57	Bright	46.500	76	27Gam Cas	2.3000	30000.	93	49684	No
91	GOM_NL__2PRFIN20110830_221628_000000473106_00101_49684_9010.N1	30-AUG-2011 22:16:28	Bright	46.500	42	34Bet Aur	1.9000	10200.	93	49684	No
92	GOM_NL__2PRFIN20110830_221917_000000483106_00101_49684_9011.N1	30-AUG-2011 22:19:17	Bright	48.000	107	37The Aur	2.6490	11000.	96	49684	No
93	GOM_NL__2PRFIN20110830_222135_000000373106_00101_49684_9012.N1	30-AUG-2011 22:21:35	Bright	36.500	17	78Bet Gem	1.1610	4500.0	73	49684	No
94	GOM_NL__2PRFIN20110830_222424_000000553106_00101_49684_9013.N1	30-AUG-2011 22:24:24	Twilight	54.500	151	13Mu Gem	2.8900	3000.0	109	49684	No
95	GOM_NL__2PRFIN20110830_222610_000000513106_00101_49684_9014.N1	30-AUG-2011 22:26:10	Twilight	51.000	44	24Gam Gem	1.9280	11000.	102	49684	No
96	GOM_NL__2PRFIN20110830_222813_000000443106_00101_49684_9015.N1	30-AUG-2011 22:28:13	Twilight	43.500	8	10Alp CMi	0.40000	6500.0	87	49684	No
97	GOM_NL__2PRFIN20110830_223550_000000513106_00101_49684_9016.N1	30-AUG-2011 22:35:50	Dark	50.500	1	9Alp CMa	-1.4400	11000.	101	49684	No
98	GOM_NL__2PRFIN20110830_223836_000000463106_00101_49684_9017.N1	30-AUG-2011 22:38:36	Dark	45.500	23	21Eps CMa	1.5020	26000.	91	49684	No
99	GOM_NL__2PRFIN20110830_224056_000000553106_00101_49684_9018.N1	30-AUG-2011 22:40:56	Dark	55.000	139	9Bet Lep	2.8330	5600.0	110	49684	No
100	GOM_NL__2PRFIN20110830_225536_000000413106_00102_49685_9007.N1	30-AUG-2011 22:55:36	Dark	41.000	143	Alp Hyi	2.8570	7200.0	82	49685	No
101	GOM_NL__2PRFIN20110830_225652_000000453106_00102_49685_9008.N1	30-AUG-2011 22:56:52	Dark	44.500	9	Alp Eri	0.45300	24000.	89	49685	No

102	GOM_NL__2PRFIN20110830_230248_000000473106_00102_49685_9009.N1	30-AUG-2011 23:02:48	Straylight	47.000	84	Alp Phe	2.3970	4500.0	94	49685	No
103	GOM_NL__2PRFIN20110830_230855_000000493106_00102_49685_9010.N1	30-AUG-2011 23:08:55	Straylight	48.500	18	24Alp PsA	1.1660	9700.0	97	49685	No
104	GOM_NL__2PRFIN20110830_231820_000000413106_00102_49685_9011.N1	30-AUG-2011 23:18:20	Bright	40.500	162	34Alp Aqr	2.9440	5350.0	81	49685	No
105	GOM_NL__2PRFIN20110830_232119_000000393106_00102_49685_9012.N1	30-AUG-2011 23:21:19	Bright	38.500	61	8Eps Peg	2.1000	3900.0	77	49685	No
106	GOM_NL__2PRFIN20110830_232823_000000443106_00102_49685_9013.N1	30-AUG-2011 23:28:23	Bright	44.000	164	44Eta Peg	2.9480	5400.0	88	49685	No
107	GOM_NL__2PRFIN20110830_233616_000000343106_00102_49685_9014.N1	30-AUG-2011 23:36:16	Bright	34.000	89	5Alp Cep	2.4510	8000.0	68	49685	No
108	GOM_NL__2PRFIN20110830_233903_000000453106_00102_49685_9015.N1	30-AUG-2011 23:39:03	Bright	44.500	74	11Bet Cas	2.2680	6600.0	89	49685	No
109	GOM_NL__2PRFIN20110830_234110_000000473106_00102_49685_9016.N1	30-AUG-2011 23:41:10	Bright	46.500	76	27Gam Cas	2.3000	30000.	93	49685	No
110	GOM_NL__2PRFIN20110830_235642_000000663106_00102_49685_9017.N1	30-AUG-2011 23:56:42	Bright	66.000	42	34Bet Aur	1.9000	10200.	132	49685	No
111	GOM_NL__2PRFIN20110830_235931_000000483106_00102_49685_9018.N1	30-AUG-2011 23:59:31	Bright	47.500	107	37The Aur	2.6490	11000.	95	49685	No

3. Quality information per product

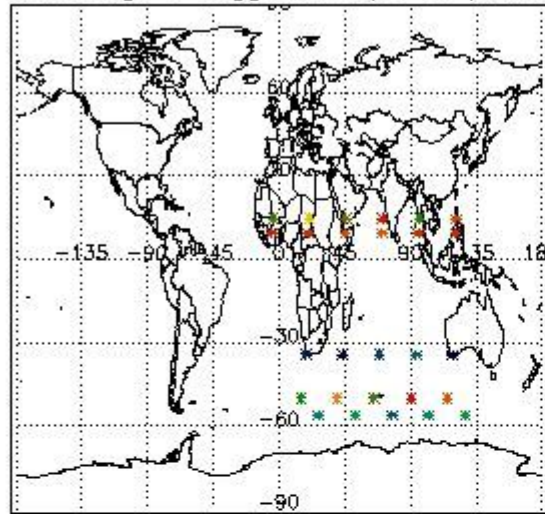
In this section it is plotted some information contained in the Quality Summary data set of the level 2 products. Only products in dark limb conditions and without errors (error flag in the MPH set to "0") are used.

3.1 Plot quality information per product (time dependant)

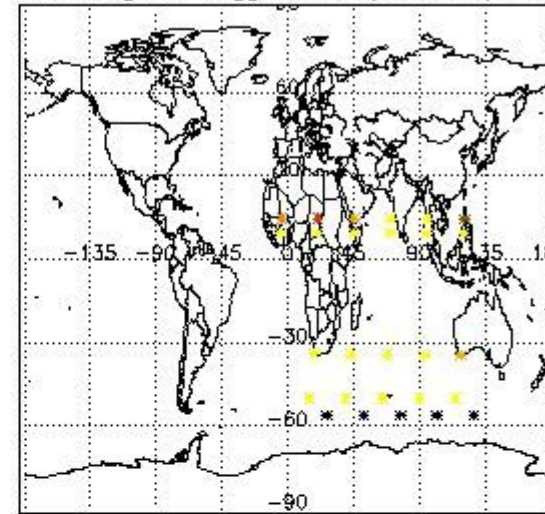


3.2 Plot quality information per product (world map)

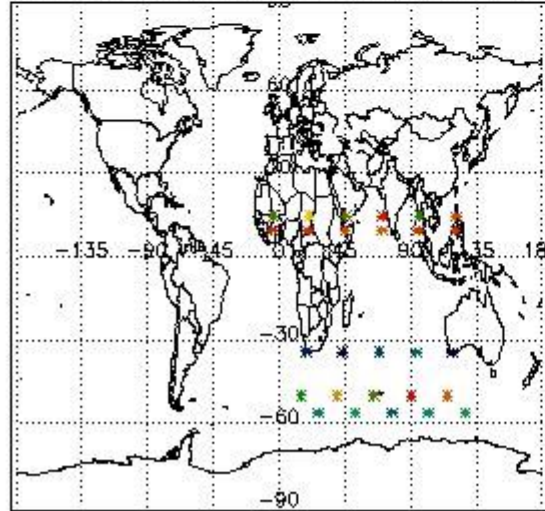
Percentage of flagged data per O3 profile



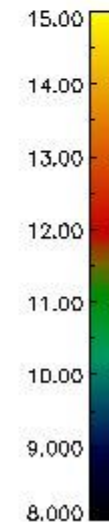
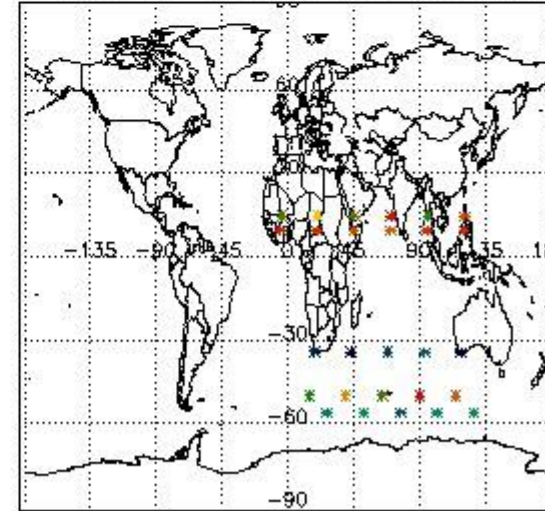
Percentage of flagged data per H2O profile



Percentage of flagged data per NO2 profile



Percentage of flagged data per NO3 profile

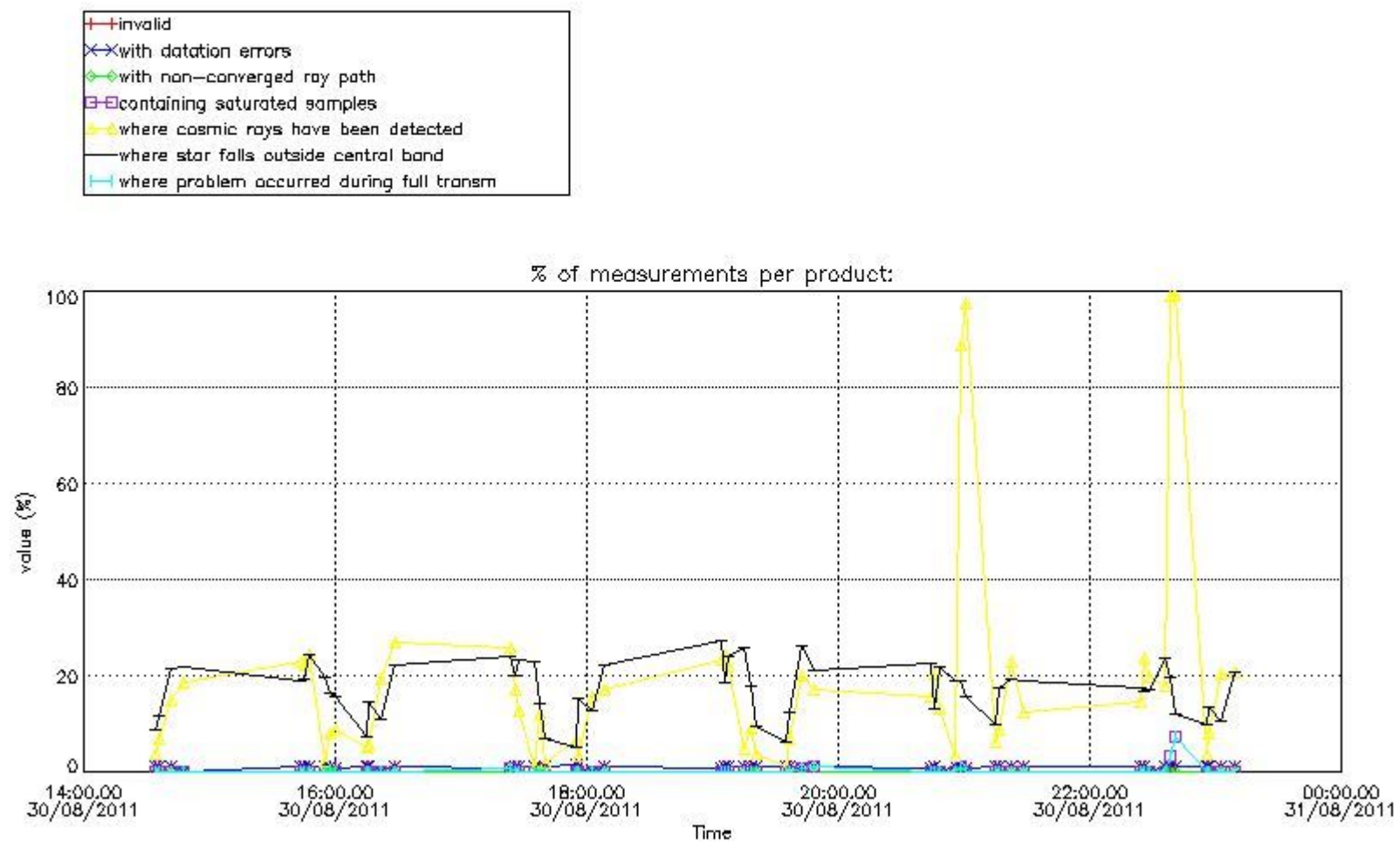


4. Level 1 quality information per product

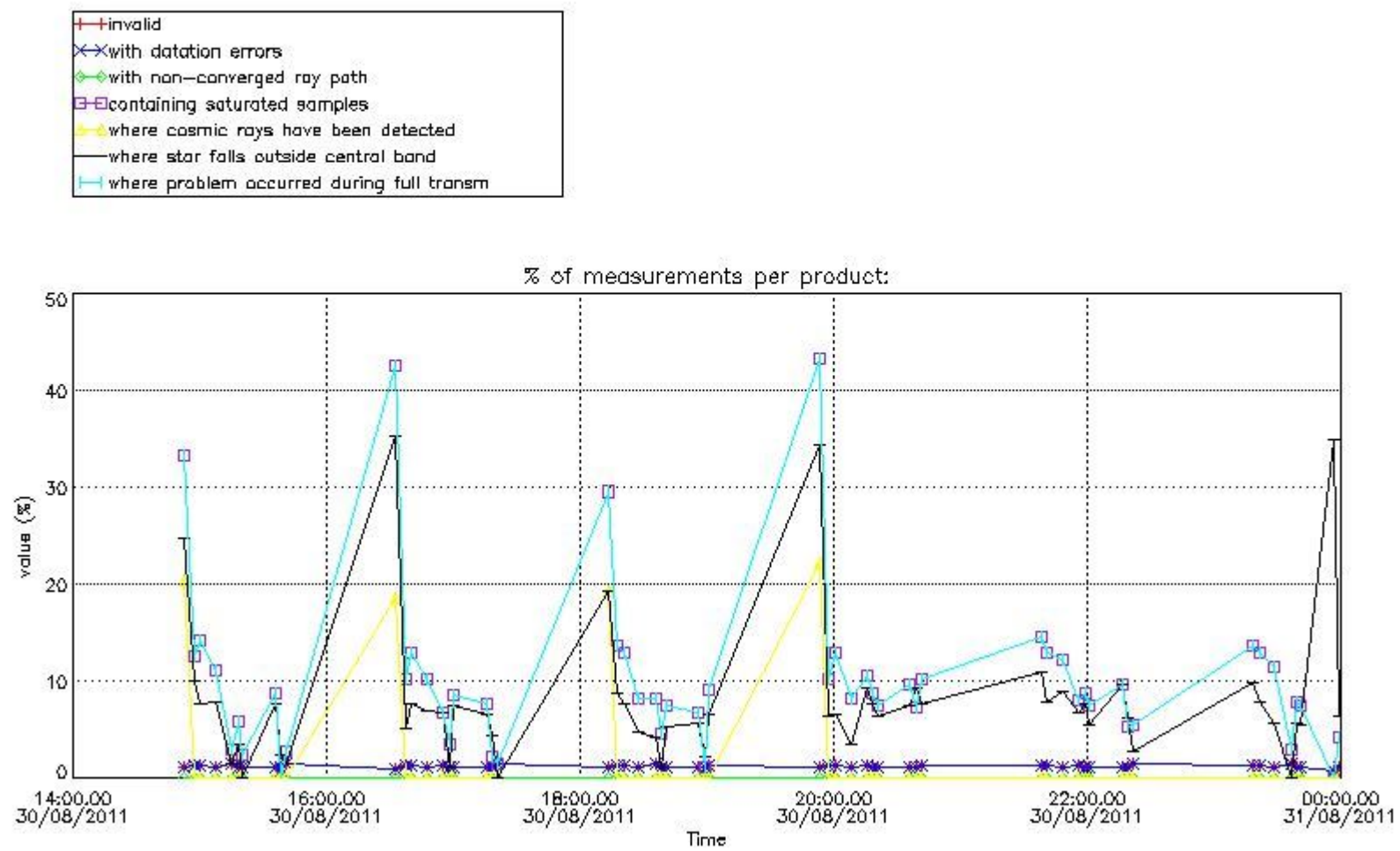
In this section it is plotted some information contained in the Quality Summary data set of the level 2 products that comes from the level 1b processing. Products without errors (error flag in the MPH set to "0") are used.

4.1 Plot quality information per product (time dependant) coming from level 1b processing

4.1.1 Plot level 1 quality information per product (time dependant): ENVISAT ASCENDING passes



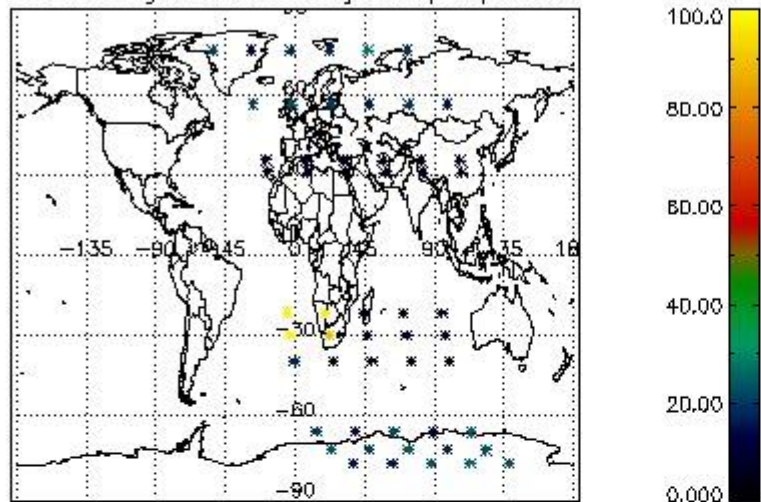
4.1.2 Plot level 1 quality information per product (time dependant): ENVI SAT DESCENDING passes



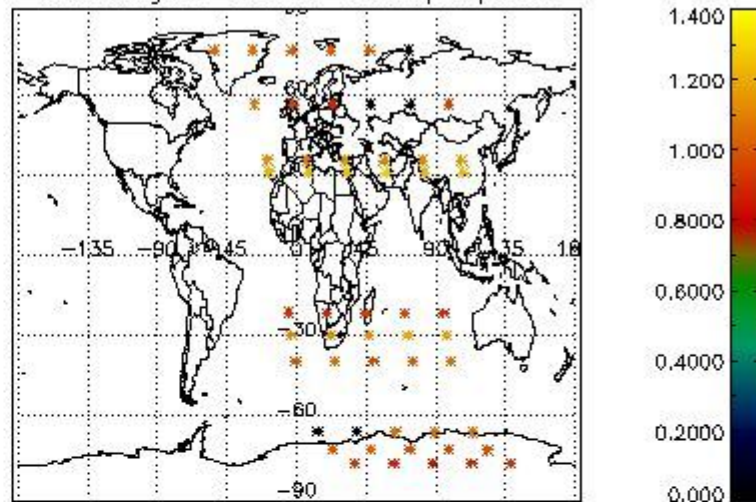
4.2 Plot quality information per product coming from level 1b processing (world map)

4.2.1 Plot level 1 quality information per product (world map): ENVISAT ASCENDING passes

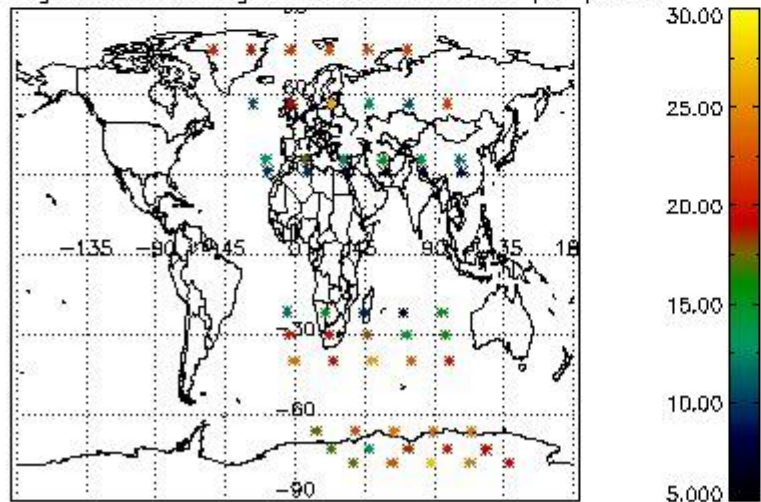
Percentage of cosmic ray hits per profile



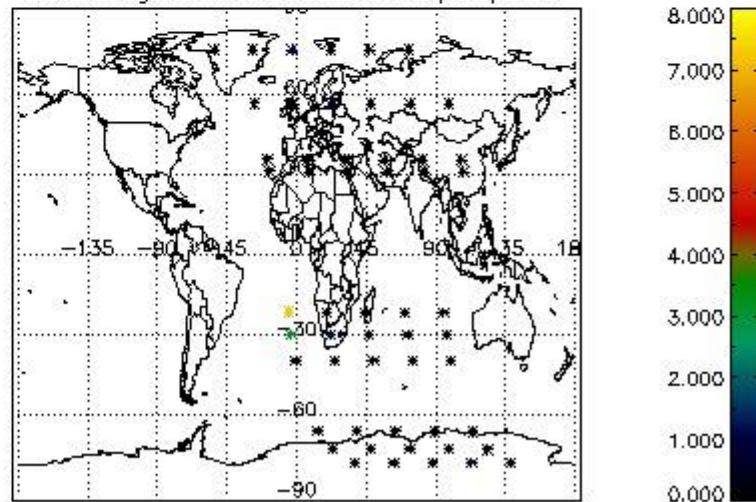
Percentage of datation errors per profile



Percentage of star falling outside central band per profile

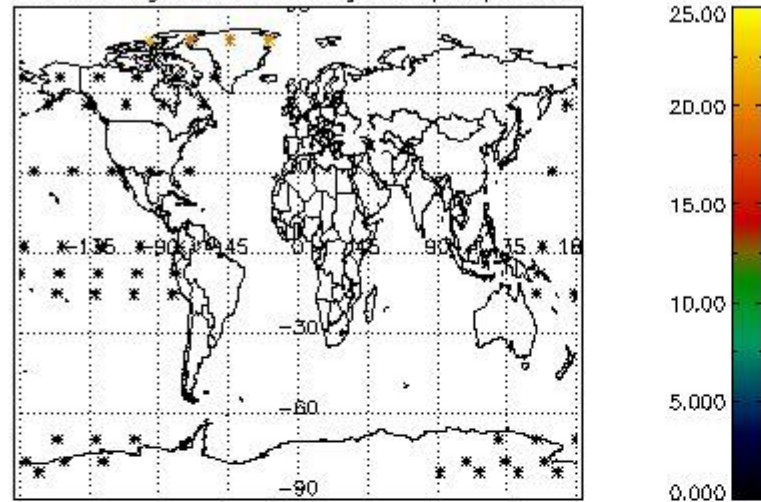


Percentage of saturation errors per profile

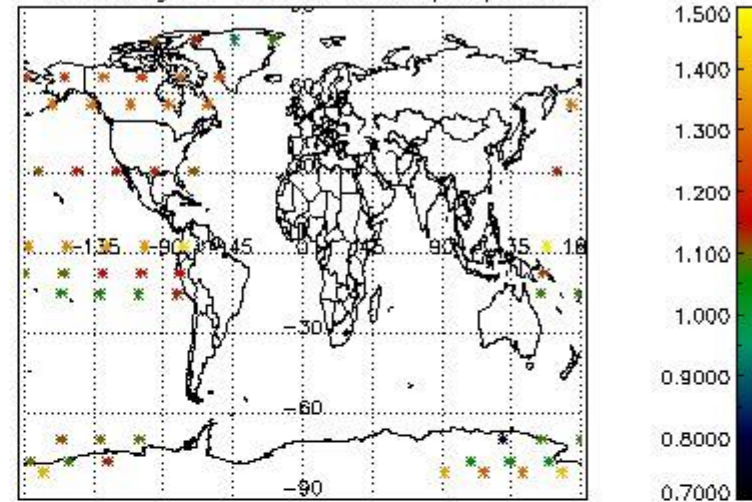


4.2.2 Plot level 1 quality information per product (world map): ENVISAT DESCENDING passes

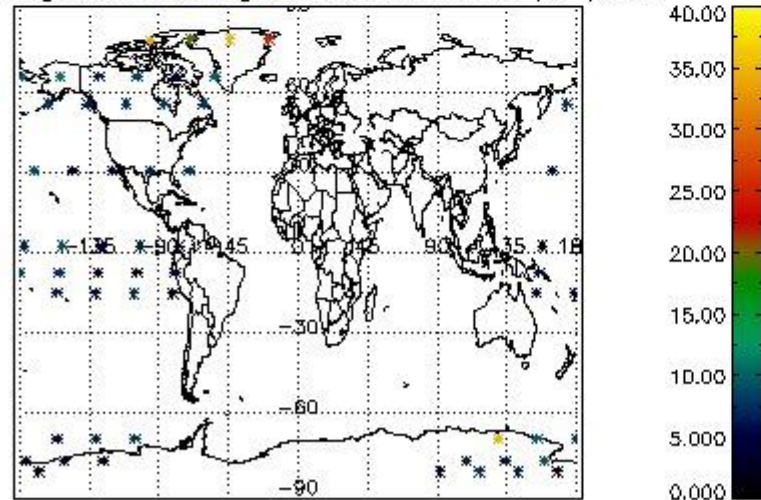
Percentage of cosmic ray hits per profile



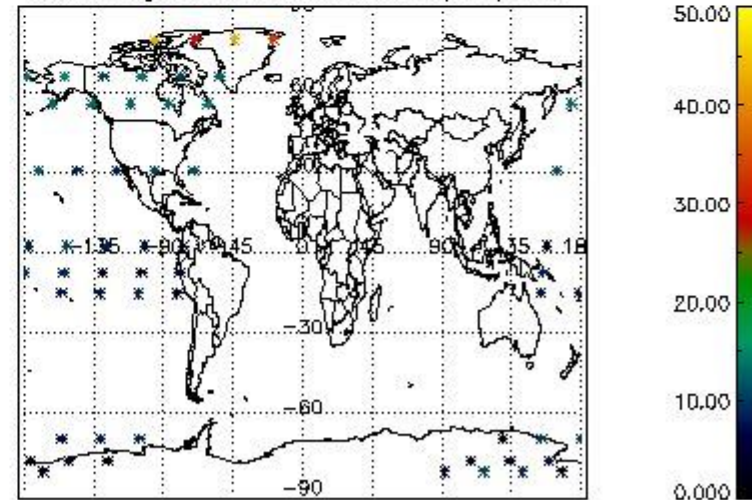
Percentage of datation errors per profile



Percentage of star falling outside central band per profile



Percentage of saturation errors per profile



5. Trace gas profiles

5.1 Ozone statistics based on quality of products

The final quality of the products can be "measured" using the STD (Standard Deviation) attached to every point profile. This information is written to the parameter GOM_NL__2P/NL_LOCAL_SPECIES_DENSITY/o3_std of the level 2 products. The table below shows the statistics for given STD ranges.

The statistics are given with respect to the overall valid production:

- Products without fatal errors: GOM_NL__2P/MPH/PRODUCT_ERR=0
- Valid point profile: GOM_NL__2P/NL_LOCAL_SPECIES_DENSITY/pcd(0)=0

The 'Criteria' is applied to valid points of dark limb products:

- Products in dark limb illumination condition: GOM_NL__2P/NL_SUMMARY_QUALITY/obs_ill_cond=0
- Products without fatal errors: GOM_NL__2P/MPH/PRODUCT_ERR=0
- Valid point profile: GOM_NL__2P/NL_LOCAL_SPECIES_DENSITY/pcd(0)=0

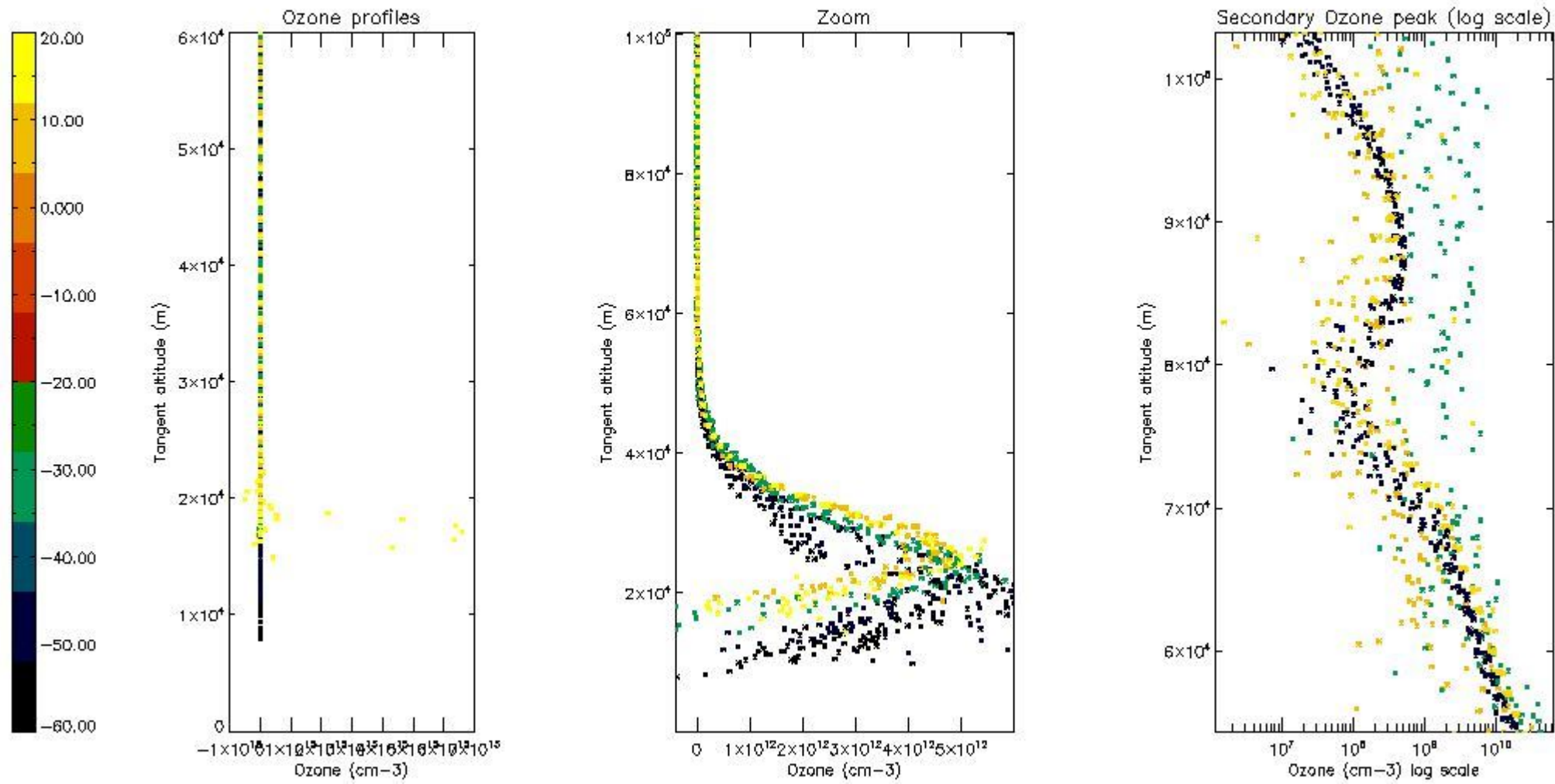
So, the table below shows the percentage of dark limb and valid observations for each criteria with respect to the overall valid daily observations.

Criteria	% of total production
All STD	25
STD < 20	14

STD < 10	11
STD < 5	8

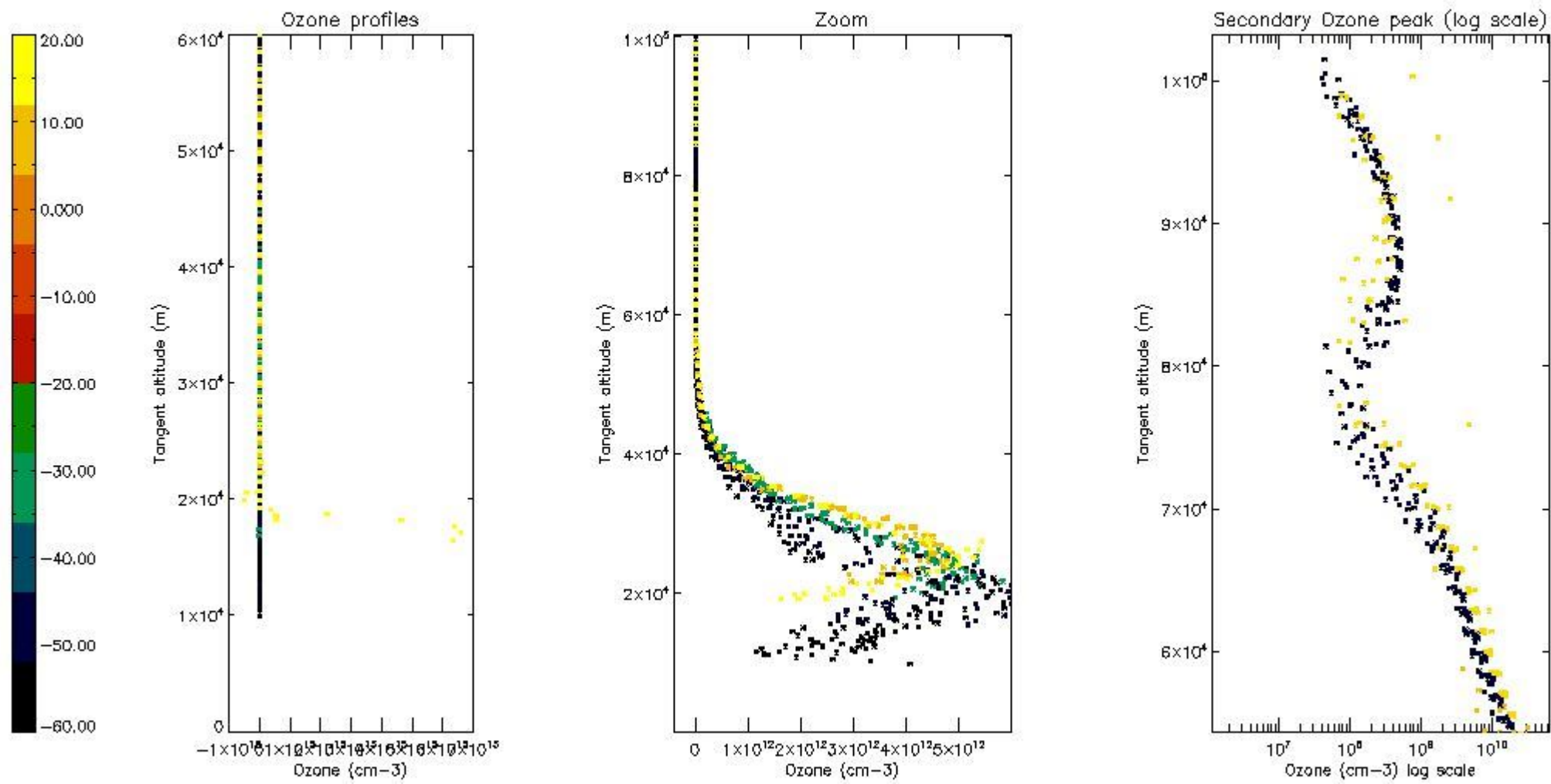
5.2 Plot ozone profiles for all STD (dark without errors)

The colorbar represents the latitude.



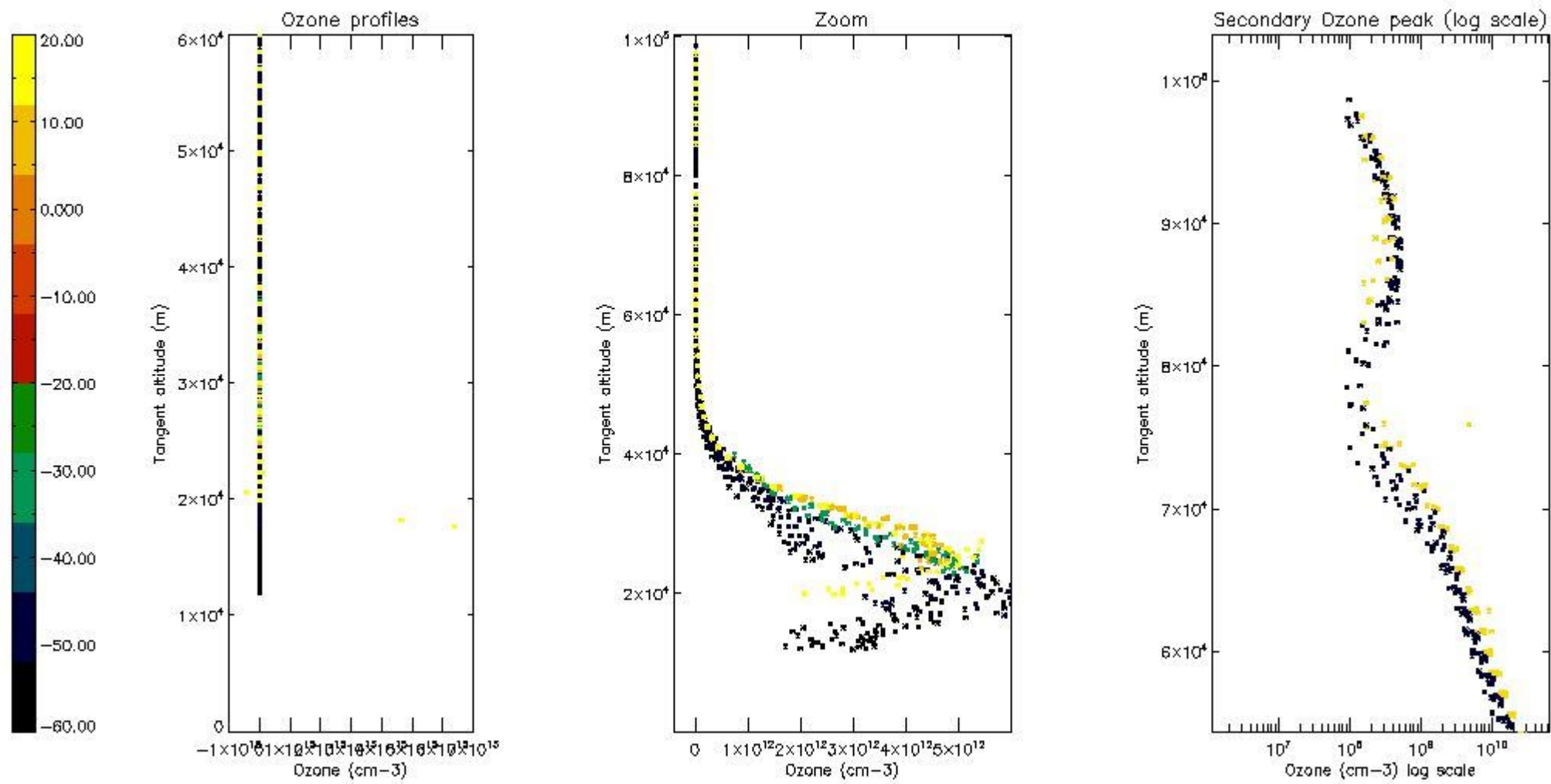
5.3 Plot ozone profiles where STD < 20% (dark without errors)

The colorbar represents the latitude.



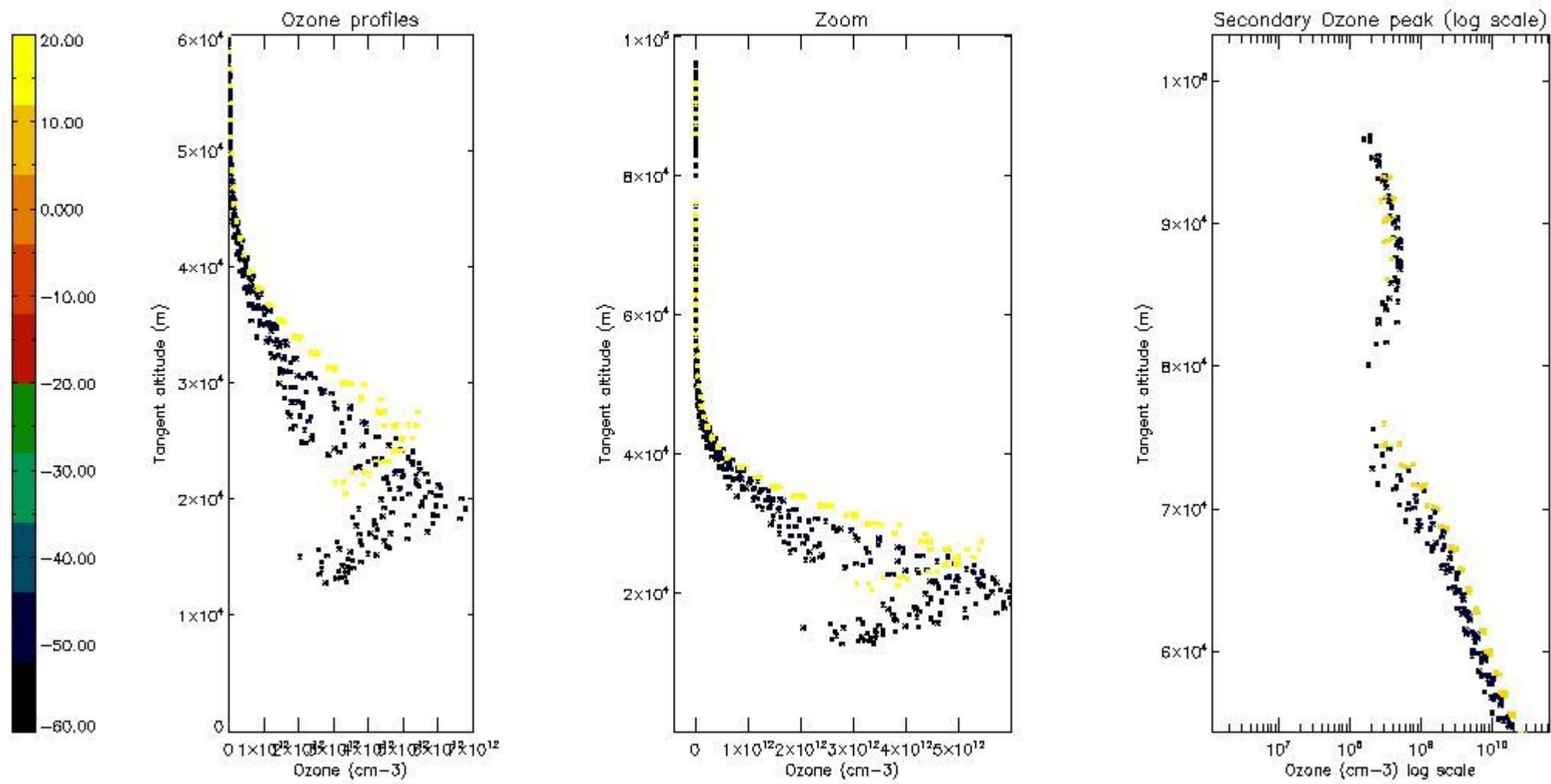
5.4 Plot ozone profiles where $STD < 10\%$ (dark without errors)

The colorbar represents the latitude.



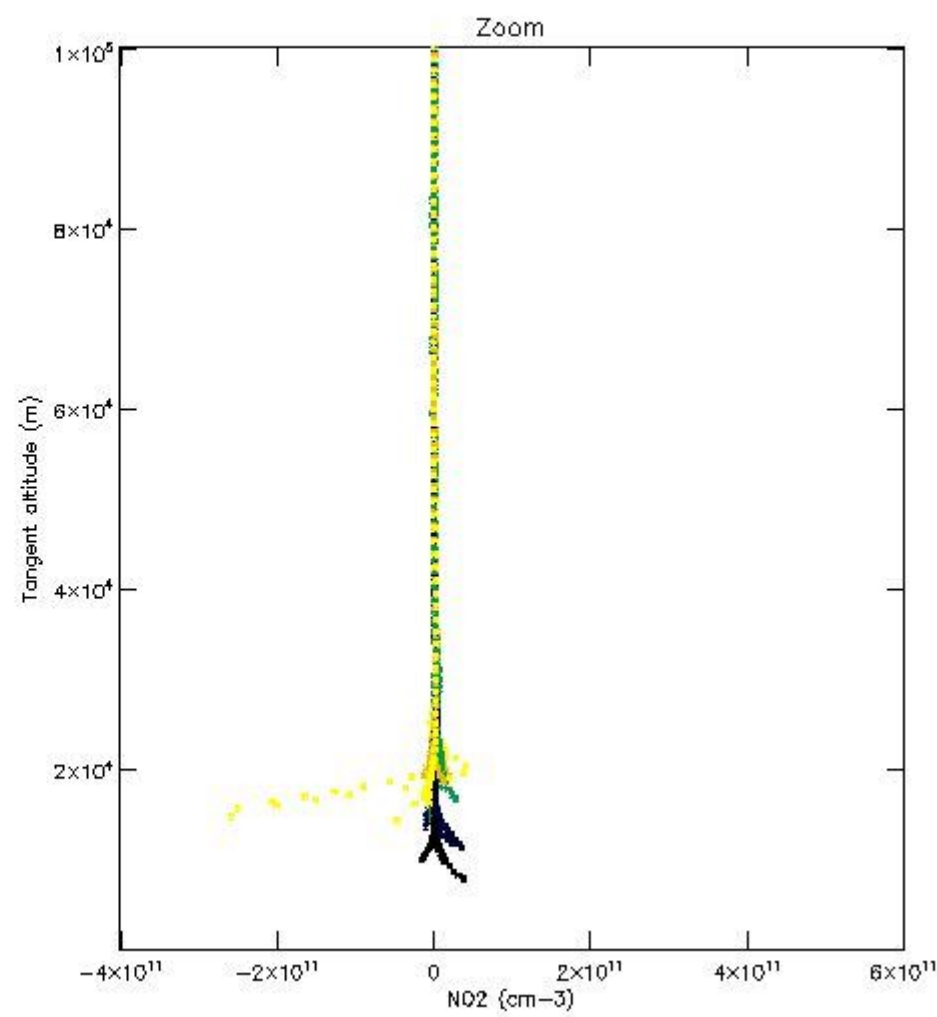
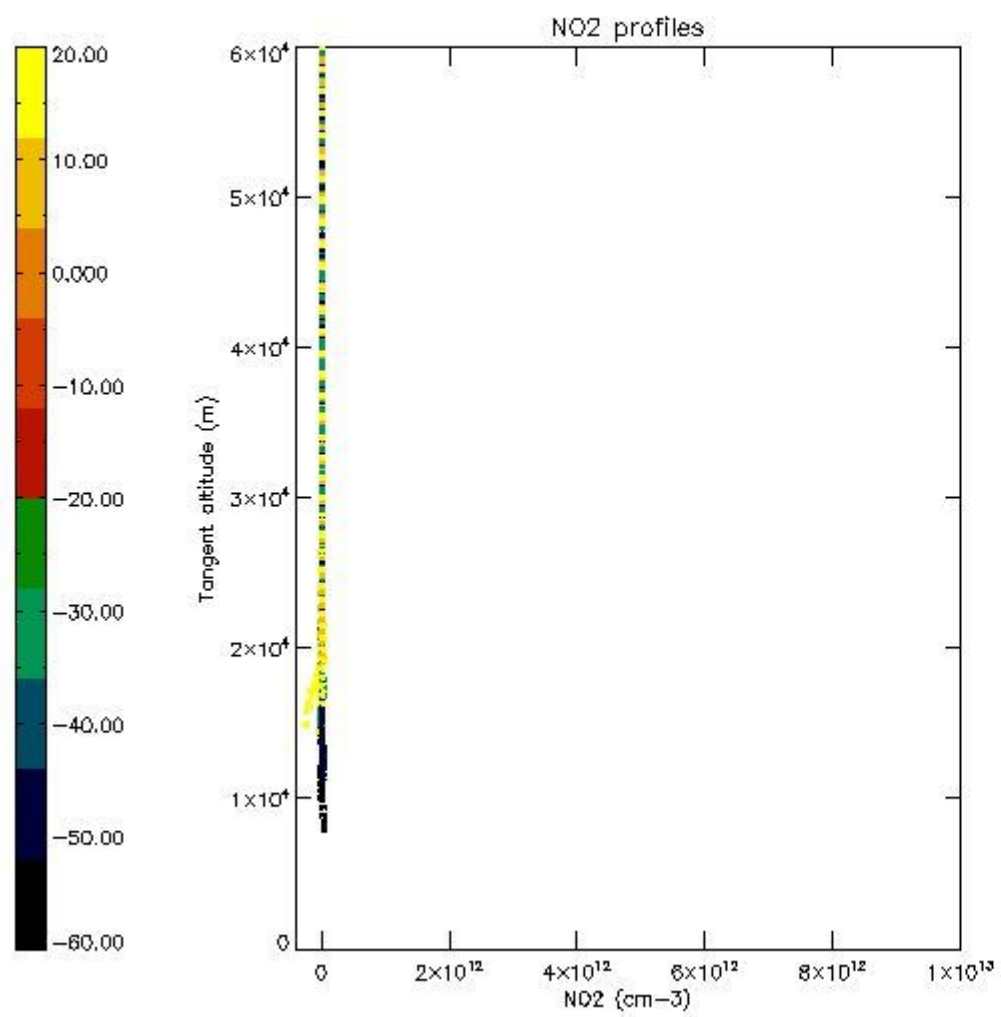
5.5 Plot ozone profiles where STD < 5% (dark without errors)

The colorbar represents the latitude.



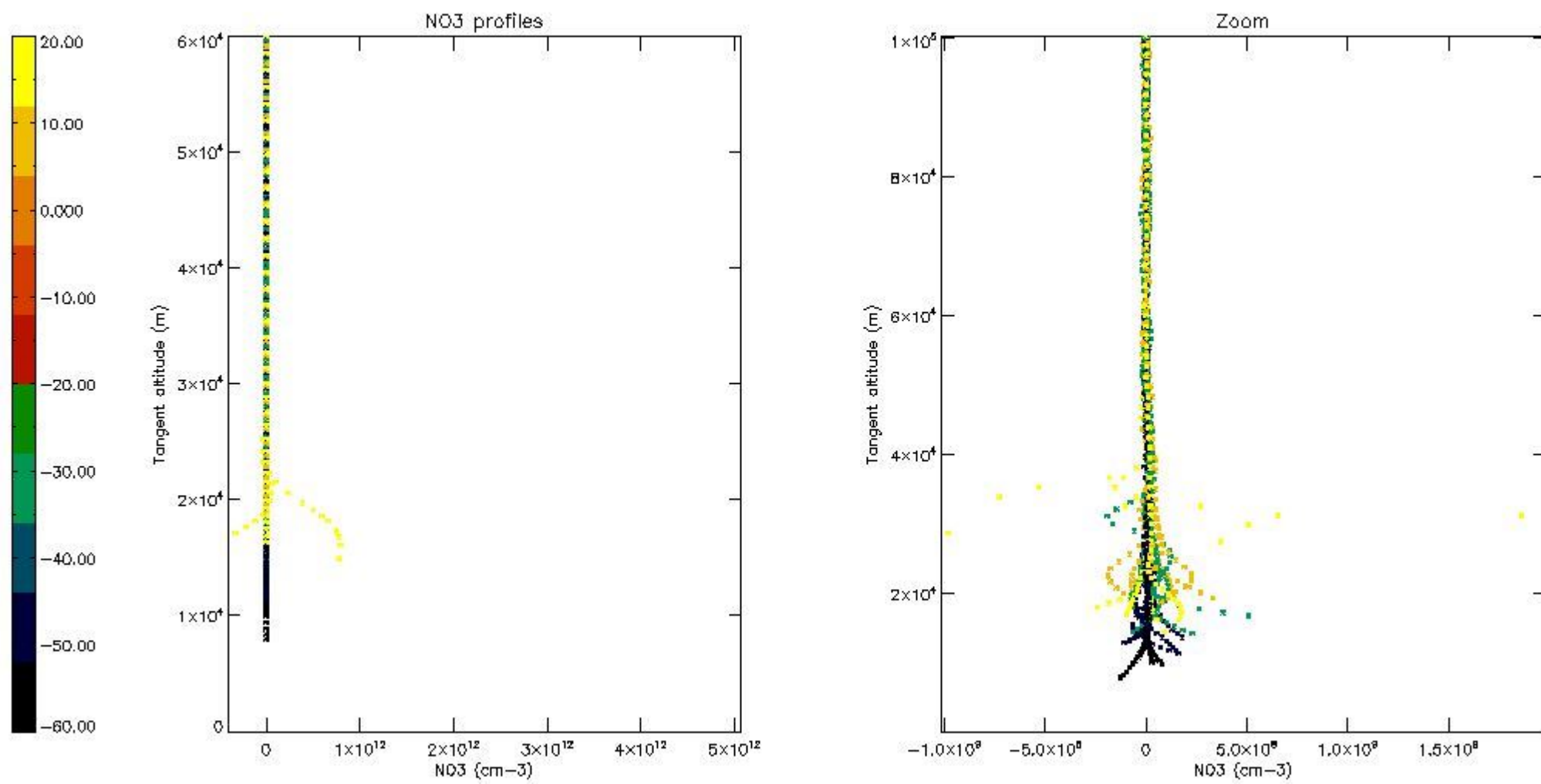
5.6 Plot NO₂ profiles for all STD (dark without errors)

The colorbar represents the latitude.



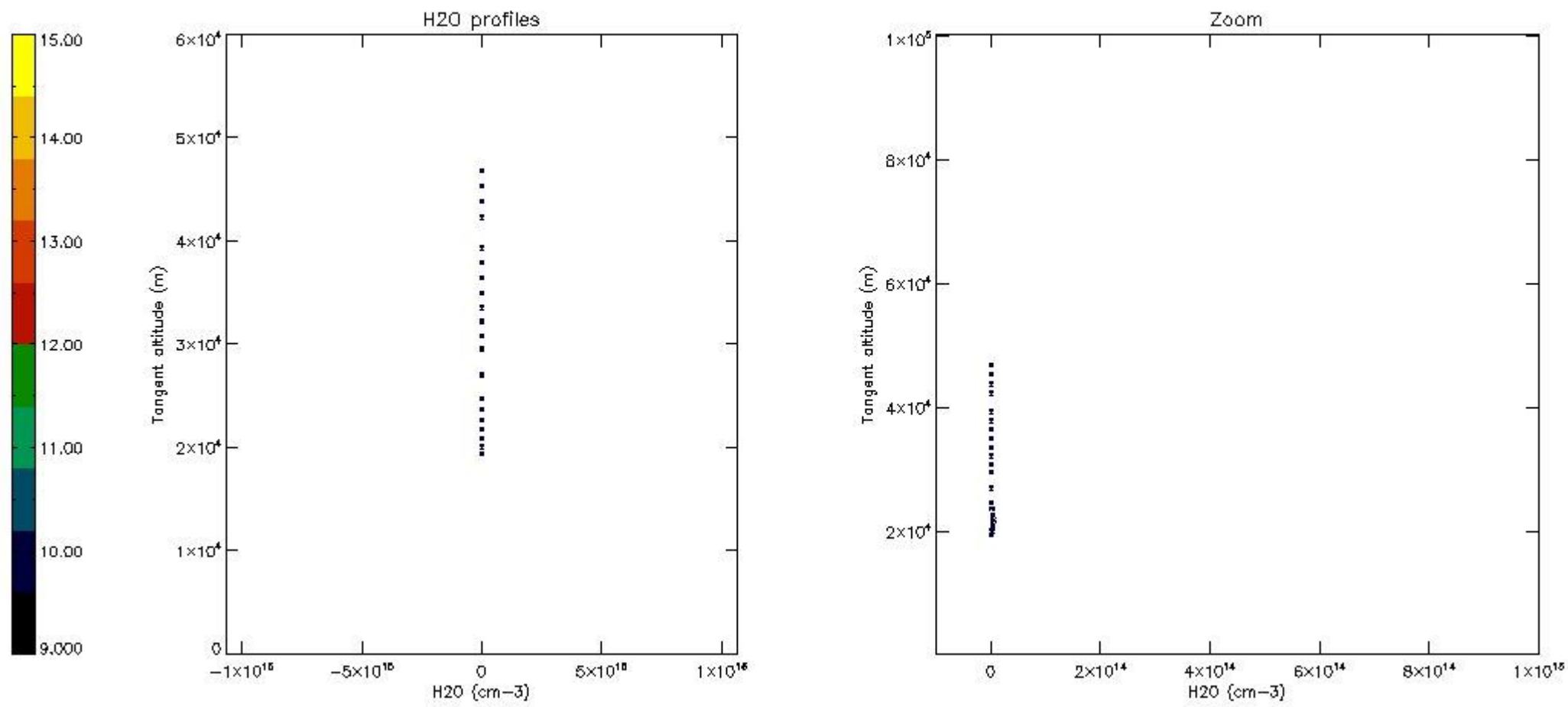
5.7 Plot NO3 profiles for all STD (dark without errors)

The colorbar represents the latitude.



5.8 Plot H₂O profiles for all STD (only for occultations of stars 1,2,3,4,13,14,16,26,63 dark without errors)

The colorbar represents the latitude.



6. Auxiliary Data Files used for the production reported in section 2

The number reported in the third column indicates since which file (see list in section 2) the corresponding auxiliary file has been used. The fourth column is the date of those product files.

Type	Auxiliary Filename	Used since product	Used since product date
INST_PHYS_CHARACTERISTICS	GOM_INS_AXVIEC20091111_143220_20030716_120000_20500101_000000	1	30-AUG-2011 14:34:23
LEVEL-2_PROC_CONFIG	GOM_PR2_AXVIEC20091111_152718_20020301_000000_20500101_000000	1	30-AUG-2011 14:34:23
CROSS_SECTIONS_FILE	GOM_CRS_AXVIEC20091111_154832_20020301_000000_20500101_000000	1	30-AUG-2011 14:34:23

GOMOS Level 2 Daily Report

SUMMARY

[1. General Info](#)

[2. Summary of processed GOM_NL_2P products](#)

[3. Level 2 Quality information per product](#)

[3.1 Plot of level 2 quality information per product \(time dependant\)](#)

[3.2 Plot of level 2 quality information per product \(world map\)](#)

[4. Level 1 Quality information per product \(stored on level 2 products\)](#)

[4.1 Plot of level 1 quality information per product \(time dependant\)](#)

[4.1.1 Plot of level 1 quality information per product \(time dependant\): ASCENDING](#)

[4.1.2 Plot of level 1 quality information per product \(time dependant\): DESCENDING](#)

[4.2 Plot of level 1 quality information per product \(world map\)](#)

[4.2.1 Plot of level 1 quality information per product \(world map\): ASCENDING](#)

[4.2.2 Plot of level 1 quality information per product \(world map\): DESCENDING](#)

[5. Ozone profiles based on quality statistics and other trace gas profiles](#)

[5.1 Ozone statistics based on quality of products](#)

[5.2 Plot ozone profiles for all STD \(dark without errors\)](#)

[5.3 Plot ozone profiles where STD < 20% \(dark without errors\)](#)

[5.4. Plot ozone profiles where STD < 10% \(dark without errors\)](#)

[5.5. Plot ozone profiles where STD < 5% \(dark without errors\)](#)

[5.6 Plot NO2 profiles for all STD \(dark without errors\)](#)

[5.7 Plot NO3 profiles for all STD \(dark without errors\)](#)

[5.8 Plot H2O profiles \(only for occultations of stars 1,2,3,4,13,14,16,26,63 dark without errors\) for all STD](#)

[6. Auxiliary Data Files used for the production reported in section 2](#)

This report presents the daily analysis on parameters extracted from GOMOS level 2 data (GOM_NL__2P). It is intended to monitor some important parameters that will impact the quality of these products. A list of level 2 products (and content) that have arrived during the reporting day to the PCF is also given.

Item	Value
Time of report generation	24APR2013 17:30:53
Data source version	GOMOS/6.01
Start time of products	30-08-2011 (30AUG2011 00:00:00)
Stop time of products	31-08-2011 (31AUG2011 00:00:00)
Store outputs in DB	Yes
Nb of level 2 prods	111
Nb of prods with errors	0

2. Summary of processed GOM_NL__2P products.

Nr	Filename	UTC Start time	Limb	Duration	Star Id	Star Name	Star Mag	Star Temp	Nb Meas	Orbit	Prod. error
1	GOM_NL__2PRFIN20110830_143423_000000413106_00097_49680_8847.N1	30-AUG-2011 14:34:23	Dark	40.500	143	Alp Hyi	2.8570	7200.0	81	49680	No
2	GOM_NL__2PRFIN20110830_143540_000000443106_00097_49680_8848.N1	30-AUG-2011 14:35:40	Dark	43.500	9	Alp Eri	0.45300	24000.	87	49680	No
3	GOM_NL__2PRFIN20110830_144136_000000543106_00097_49680_8849.N1	30-AUG-2011 14:41:36	Straylight	53.500	84	Alp Phe	2.3970	4500.0	107	49680	No
4	GOM_NL__2PRFIN20110830_144744_000000493106_00097_49680_8850.N1	30-AUG-2011 14:47:44	Straylight	48.500	18	24Alp PsA	1.1660	9700.0	97	49680	No
5	GOM_NL__2PRFIN20110830_145234_000000473106_00097_49680_8851.N1	30-AUG-2011 14:52:34	Bright	46.500	142	49Del Cap	2.8500	8900.0	93	49680	No
6	GOM_NL__2PRFIN20110830_145710_000000403106_00097_49680_8852.N1	30-AUG-2011 14:57:10	Bright	40.000	162	34Alp Aqr	2.9440	5350.0	80	49680	No
7	GOM_NL__2PRFIN20110830_150010_000000393106_00097_49680_8853.N1	30-AUG-2011 15:00:10	Bright	39.000	61	8Eps Peg	2.1000	3900.0	78	49680	No
8	GOM_NL__2PRFIN20110830_150716_000000453106_00097_49680_8854.N1	30-AUG-2011 15:07:16	Bright	45.000	164	44Eta Peg	2.9480	5400.0	90	49680	No
9	GOM_NL__2PRFIN20110830_151506_000000353106_00097_49680_8855.N1	30-AUG-2011 15:15:06	Bright	34.500	89	5Alp Cep	2.4510	8000.0	69	49680	No
10	GOM_NL__2PRFIN20110830_151756_000000443106_00097_49680_8856.N1	30-AUG-2011 15:17:56	Bright	43.500	74	11Bet Cas	2.2680	6600.0	87	49680	No
11	GOM_NL__2PRFIN20110830_152003_000000443106_00097_49680_8857.N1	30-AUG-2011 15:20:03	Bright	44.000	76	27Gam Cas	2.3000	30000.	88	49680	No
12	GOM_NL__2PRFIN20110830_153533_000000463106_00097_49680_8858.N1	30-AUG-2011 15:35:33	Bright	46.000	42	34Bet Aur	1.9000	10200.	92	49680	No
13	GOM_NL__2PRFIN20110830_153821_000000443106_00097_49680_8859.N1	30-AUG-2011 15:38:21	Bright	44.000	107	37The Aur	2.6490	11000.	88	49680	No
14	GOM_NL__2PRFIN20110830_154038_000000363106_00097_49680_8860.N1	30-AUG-2011 15:40:38	Bright	36.000	17	78Bet Gem	1.1610	4500.0	72	49680	No
15	GOM_NL__2PRFIN20110830_154327_000000553106_00097_49680_8861.N1	30-AUG-2011 15:43:27	Twilight	55.000	151	13Mu Gem	2.8900	3000.0	110	49680	No
16	GOM_NL__2PRFIN20110830_154512_000000523106_00097_49680_8862.N1	30-AUG-2011 15:45:12	Twilight	51.500	44	24Gam Gem	1.9280	11000.	103	49680	No
17	GOM_NL__2PRFIN20110830_154716_000000483106_00097_49680_8863.N1	30-AUG-2011 15:47:16	Twilight	47.500	8	10Alp CMi	0.40000	6500.0	95	49680	No
18	GOM_NL__2PRFIN20110830_155452_000000483106_00097_49680_8864.N1	30-AUG-2011 15:54:52	Dark	48.000	1	9Alp CMa	-1.4400	11000.	96	49680	No
19	GOM_NL__2PRFIN20110830_155738_000000433106_00097_49680_8865.N1	30-AUG-2011 15:57:38	Dark	43.000	23	21Eps CMa	1.5020	26000.	86	49680	No
20	GOM_NL__2PRFIN20110830_155956_000000573106_00097_49680_8866.N1	30-AUG-2011 15:59:56	Dark	57.000	139	9Bet Lep	2.8330	5600.0	114	49680	No
21	GOM_NL__2PRFIN20110830_161438_000000413106_00098_49681_8880.N1	30-AUG-2011 16:14:38	Dark	40.500	143	Alp Hyi	2.8570	7200.0	81	49681	No
22	GOM_NL__2PRFIN20110830_161554_000000453106_00098_49681_8881.N1	30-AUG-2011 16:15:54	Dark	45.000	9	Alp Eri	0.45300	24000.	90	49681	No
23	GOM_NL__2PRFIN20110830_162150_000000473106_00098_49681_8882.N1	30-AUG-2011 16:21:50	Straylight	46.500	84	Alp Phe	2.3970	4500.0	93	49681	No
24	GOM_NL__2PRFIN20110830_162759_000000503106_00098_49681_8883.N1	30-AUG-2011 16:27:59	Straylight	50.000	18	24Alp PsA	1.1660	9700.0	100	49681	No
25	GOM_NL__2PRFIN20110830_163248_000000543106_00098_49681_8884.N1	30-AUG-2011 16:32:48	Bright	54.000	142	49Del Cap	2.8500	8900.0	108	49681	No
26	GOM_NL__2PRFIN20110830_163724_000000393106_00098_49681_8885.N1	30-AUG-2011 16:37:24	Bright	39.000	162	34Alp Aqr	2.9440	5350.0	78	49681	No
27	GOM_NL__2PRFIN20110830_164023_000000393106_00098_49681_8886.N1	30-AUG-2011 16:40:23	Bright	39.000	61	8Eps Peg	2.1000	3900.0	78	49681	No
28	GOM_NL__2PRFIN20110830_164729_000000443106_00098_49681_8887.N1	30-AUG-2011 16:47:29	Bright	44.000	164	44Eta Peg	2.9480	5400.0	88	49681	No
29	GOM_NL__2PRFIN20110830_165520_000000373106_00098_49681_8888.N1	30-AUG-2011 16:55:20	Bright	37.000	89	5Alp Cep	2.4510	8000.0	74	49681	No
30	GOM_NL__2PRFIN20110830_165809_000000433106_00098_49681_8889.N1	30-AUG-2011 16:58:09	Bright	42.500	74	11Bet Cas	2.2680	6600.0	85	49681	No
31	GOM_NL__2PRFIN20110830_170017_000000473106_00098_49681_8890.N1	30-AUG-2011 17:00:17	Bright	47.000	76	27Gam Cas	2.3000	30000.	94	49681	No
32	GOM_NL__2PRFIN20110830_171547_000000463106_00098_49681_8891.N1	30-AUG-2011 17:15:47	Bright	45.500	42	34Bet Aur	1.9000	10200.	91	49681	No
33	GOM_NL__2PRFIN20110830_171835_000000473106_00098_49681_8892.N1	30-AUG-2011 17:18:35	Bright	46.500	107	37The Aur	2.6490	11000.	93	49681	No
34	GOM_NL__2PRFIN20110830_172052_000000363106_00098_49681_8893.N1	30-AUG-2011 17:20:52	Bright	35.500	17	78Bet Gem	1.1610	4500.0	71	49681	No
35	GOM_NL__2PRFIN20110830_172342_000000583106_00098_49681_8894.N1	30-AUG-2011 17:23:42	Twilight	58.000	151	13Mu Gem	2.8900	3000.0	116	49681	No
36	GOM_NL__2PRFIN20110830_172527_000000533106_00098_49681_8895.N1	30-AUG-2011 17:25:27	Twilight	52.500	44	24Gam Gem	1.9280	11000.	105	49681	No
37	GOM_NL__2PRFIN20110830_172731_000000473106_00098_49681_8896.N1	30-AUG-2011 17:27:31	Twilight	47.000	8	10Alp CMi	0.40000	6500.0	94	49681	No
38	GOM_NL__2PRFIN20110830_173507_000000503106_00098_49681_8897.N1	30-AUG-2011 17:35:07	Dark	50.000	1	9Alp CMa	-1.4400	11000.	100	49681	No
39	GOM_NL__2PRFIN20110830_173752_000000423106_00098_49681_8898.N1	30-AUG-2011 17:37:52	Dark	42.000	23	21Eps CMa	1.5020	26000.	84	49681	No
40	GOM_NL__2PRFIN20110830_174011_000000523106_00098_49681_8899.N1	30-AUG-2011 17:40:11	Dark	52.000	139	9Bet Lep	2.8330	5600.0	104	49681	No
41	GOM_NL__2PRFIN20110830_175452_000000393106_00099_49682_8931.N1	30-AUG-2011 17:54:52	Dark	39.000	143	Alp Hyi	2.8570	7200.0	78	49682	No
42	GOM_NL__2PRFIN20110830_175609_000000463106_00099_49682_8932.N1	30-AUG-2011 17:56:09	Dark	45.500	9	Alp Eri	0.45300	24000.	91	49682	No

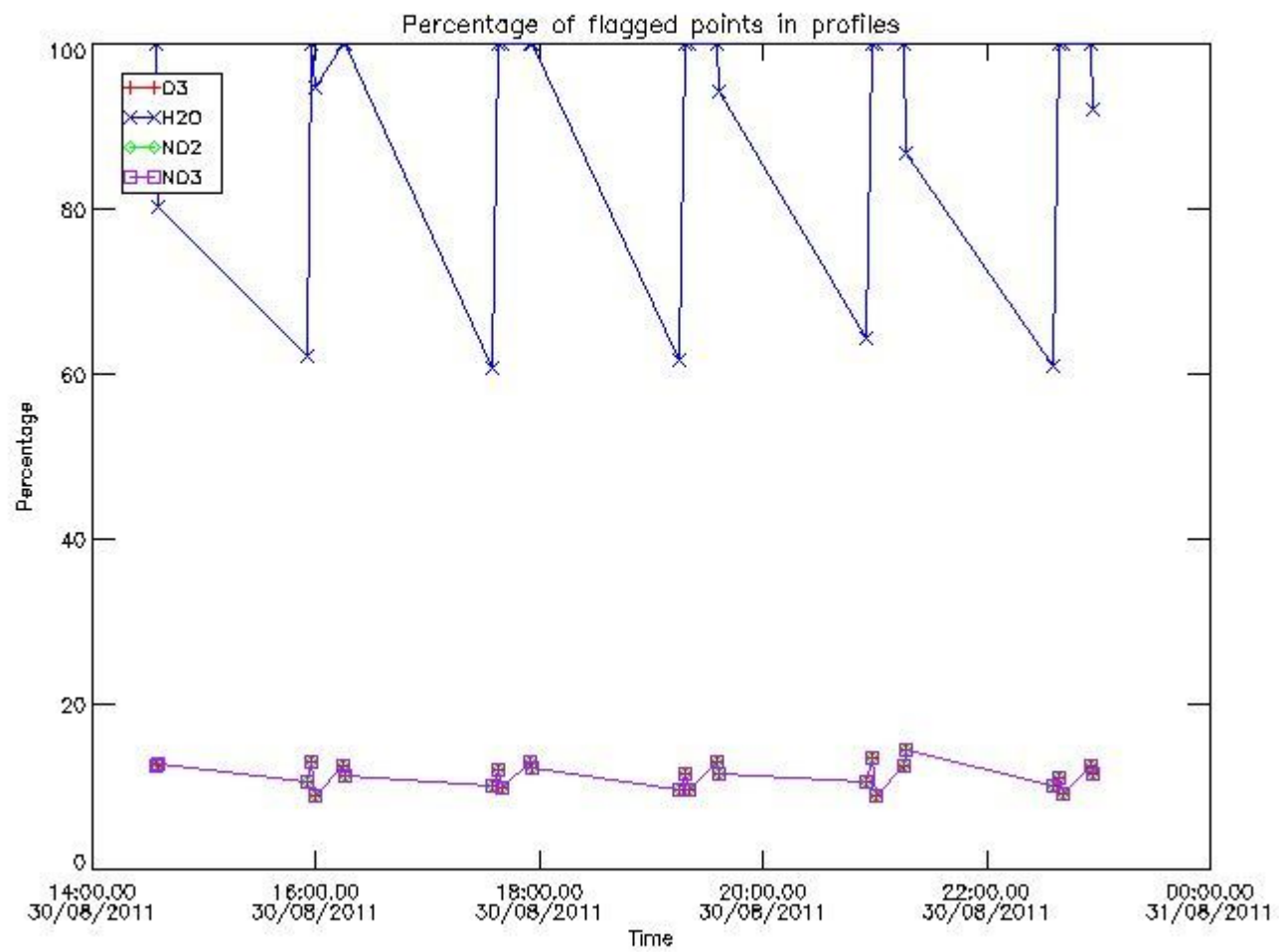
43	GOM_NL__2PRFIN20110830_180205_000000483106_00099_49682_8933.N1	30-AUG-2011 18:02:05	Straylight	47.500	84	Alp Phe	2.3970	4500.0	95	49682	No
44	GOM_NL__2PRFIN20110830_180813_000000503106_00099_49682_8934.N1	30-AUG-2011 18:08:13	Straylight	49.500	18	24Alp PsA	1.1660	9700.0	99	49682	No
45	GOM_NL__2PRFIN20110830_181302_000000443106_00099_49682_8935.N1	30-AUG-2011 18:13:02	Bright	44.000	142	49Del Cap	2.8500	8900.0	88	49682	No
46	GOM_NL__2PRFIN20110830_181738_000000413106_00099_49682_8936.N1	30-AUG-2011 18:17:38	Bright	40.500	162	34Alp Aqr	2.9440	5350.0	81	49682	No
47	GOM_NL__2PRFIN20110830_182037_000000393106_00099_49682_8937.N1	30-AUG-2011 18:20:37	Bright	39.000	61	8Eps Peg	2.1000	3900.0	78	49682	No
48	GOM_NL__2PRFIN20110830_182743_000000433106_00099_49682_8938.N1	30-AUG-2011 18:27:43	Bright	43.000	164	44Eta Peg	2.9480	5400.0	86	49682	No
49	GOM_NL__2PRFIN20110830_183534_000000373106_00099_49682_8939.N1	30-AUG-2011 18:35:34	Bright	36.500	89	5Alp Cep	2.4510	8000.0	73	49682	No
50	GOM_NL__2PRFIN20110830_183823_000000443106_00099_49682_8940.N1	30-AUG-2011 18:38:23	Bright	43.500	74	11Bet Cas	2.2680	6600.0	87	49682	No
51	GOM_NL__2PRFIN20110830_184030_000000473106_00099_49682_8941.N1	30-AUG-2011 18:40:30	Bright	47.000	76	27Gam Cas	2.3000	30000.	94	49682	No
52	GOM_NL__2PRFIN20110830_185601_000000453106_00099_49682_8942.N1	30-AUG-2011 18:56:01	Bright	45.000	42	34Bet Aur	1.9000	10200.	90	49682	No
53	GOM_NL__2PRFIN20110830_185849_000000463106_00099_49682_8943.N1	30-AUG-2011 18:58:49	Bright	45.500	107	37The Aur	2.6490	11000.	91	49682	No
54	GOM_NL__2PRFIN20110830_190107_000000393106_00099_49682_8944.N1	30-AUG-2011 19:01:07	Bright	38.500	17	78Bet Gem	1.1610	4500.0	77	49682	No
55	GOM_NL__2PRFIN20110830_190356_000000613106_00099_49682_8945.N1	30-AUG-2011 19:03:56	Twilight	60.500	151	13Mu Gem	2.8900	3000.0	121	49682	No
56	GOM_NL__2PRFIN20110830_190541_000000523106_00099_49682_8946.N1	30-AUG-2011 19:05:41	Twilight	51.500	44	24Gam Gem	1.9280	11000.	103	49682	No
57	GOM_NL__2PRFIN20110830_190745_000000483106_00099_49682_8947.N1	30-AUG-2011 19:07:45	Twilight	48.000	8	10Alp CMi	0.40000	6500.0	96	49682	No
58	GOM_NL__2PRFIN20110830_191521_000000533106_00099_49682_8948.N1	30-AUG-2011 19:15:21	Dark	52.500	1	9Alp CMa	-1.4400	11000.	105	49682	No
59	GOM_NL__2PRFIN20110830_191807_000000453106_00099_49682_8949.N1	30-AUG-2011 19:18:07	Dark	44.500	23	21Eps CMa	1.5020	26000.	89	49682	No
60	GOM_NL__2PRFIN20110830_192026_000000543106_00099_49682_8950.N1	30-AUG-2011 19:20:26	Dark	53.500	139	9Bet Lep	2.8330	5600.0	107	49682	No
61	GOM_NL__2PRFIN20110830_193507_000000403106_00100_49683_8962.N1	30-AUG-2011 19:35:07	Dark	39.500	143	Alp Hyi	2.8570	7200.0	79	49683	No
62	GOM_NL__2PRFIN20110830_193623_000000443106_00100_49683_8963.N1	30-AUG-2011 19:36:23	Dark	44.000	9	Alp Eri	0.45300	24000.	88	49683	No
63	GOM_NL__2PRFIN20110830_194220_000000573106_00100_49683_8964.N1	30-AUG-2011 19:42:20	Straylight	57.000	84	Alp Phe	2.3970	4500.0	114	49683	No
64	GOM_NL__2PRFIN20110830_194827_000000503106_00100_49683_8965.N1	30-AUG-2011 19:48:27	Straylight	49.500	18	24Alp PsA	1.1660	9700.0	99	49683	No
65	GOM_NL__2PRFIN20110830_195322_000000453106_00100_49683_8966.N1	30-AUG-2011 19:53:22	Bright	45.000	142	49Del Cap	2.8500	8900.0	90	49683	No
66	GOM_NL__2PRFIN20110830_195752_000000393106_00100_49683_8967.N1	30-AUG-2011 19:57:52	Bright	39.000	162	34Alp Aqr	2.9440	5350.0	78	49683	No
67	GOM_NL__2PRFIN20110830_200051_000000393106_00100_49683_8968.N1	30-AUG-2011 20:00:51	Bright	38.500	61	8Eps Peg	2.1000	3900.0	77	49683	No
68	GOM_NL__2PRFIN20110830_200756_000000433106_00100_49683_8969.N1	30-AUG-2011 20:07:56	Bright	43.000	164	44Eta Peg	2.9480	5400.0	86	49683	No
69	GOM_NL__2PRFIN20110830_201548_000000383106_00100_49683_8970.N1	30-AUG-2011 20:15:48	Bright	38.000	89	5Alp Cep	2.4510	8000.0	76	49683	No
70	GOM_NL__2PRFIN20110830_201836_000000463106_00100_49683_8971.N1	30-AUG-2011 20:18:36	Bright	46.000	74	11Bet Cas	2.2680	6600.0	92	49683	No
71	GOM_NL__2PRFIN20110830_202043_000000473106_00100_49683_8972.N1	30-AUG-2011 20:20:43	Bright	47.000	76	27Gam Cas	2.3000	30000.	94	49683	No
72	GOM_NL__2PRFIN20110830_203614_000000473106_00100_49683_8973.N1	30-AUG-2011 20:36:14	Bright	46.500	42	34Bet Aur	1.9000	10200.	93	49683	No
73	GOM_NL__2PRFIN20110830_203903_000000493106_00100_49683_8974.N1	30-AUG-2011 20:39:03	Bright	48.500	107	37The Aur	2.6490	11000.	97	49683	No
74	GOM_NL__2PRFIN20110830_204121_000000393106_00100_49683_8975.N1	30-AUG-2011 20:41:21	Bright	39.000	17	78Bet Gem	1.1610	4500.0	78	49683	No
75	GOM_NL__2PRFIN20110830_204410_000000583106_00100_49683_8976.N1	30-AUG-2011 20:44:10	Twilight	57.500	151	13Mu Gem	2.8900	3000.0	115	49683	No
76	GOM_NL__2PRFIN20110830_204555_000000493106_00100_49683_8977.N1	30-AUG-2011 20:45:55	Twilight	49.000	44	24Gam Gem	1.9280	11000.	98	49683	No
77	GOM_NL__2PRFIN20110830_204759_000000463106_00100_49683_8978.N1	30-AUG-2011 20:47:59	Twilight	45.500	8	10Alp CMi	0.40000	6500.0	91	49683	No
78	GOM_NL__2PRFIN20110830_205536_000000483106_00100_49683_8979.N1	30-AUG-2011 20:55:36	Dark	48.000	1	9Alp CMa	-1.4400	11000.	96	49683	No
79	GOM_NL__2PRFIN20110830_205821_000000453106_00100_49683_8980.N1	30-AUG-2011 20:58:21	Dark	45.000	23	21Eps CMa	1.5020	26000.	90	49683	No
80	GOM_NL__2PRFIN20110830_210041_000000583106_00100_49683_8981.N1	30-AUG-2011 21:00:41	Dark	57.500	139	9Bet Lep	2.8330	5600.0	115	49683	No
81	GOM_NL__2PRFIN20110830_211521_000000413106_00101_49684_9000.N1	30-AUG-2011 21:15:21	Dark	40.500	143	Alp Hyi	2.8570	7200.0	81	49684	No
82	GOM_NL__2PRFIN20110830_211638_000000463106_00101_49684_9001.N1	30-AUG-2011 21:16:38	Dark	46.000	9	Alp Eri	0.45300	24000.	92	49684	No
83	GOM_NL__2PRFIN20110830_212234_000000523106_00101_49684_9002.N1	30-AUG-2011 21:22:34	Straylight	52.000	84	Alp Phe	2.3970	4500.0	104	49684	No
84	GOM_NL__2PRFIN20110830_212841_000000483106_00101_49684_9003.N1	30-AUG-2011 21:28:41	Straylight	48.000	18	24Alp PsA	1.1660	9700.0	96	49684	No
85	GOM_NL__2PRFIN20110830_213806_000000413106_00101_49684_9004.N1	30-AUG-2011 21:38:06	Bright	41.000	162	34Alp Aqr	2.9440	5350.0	82	49684	No
86	GOM_NL__2PRFIN20110830_214105_000000393106_00101_49684_9005.N1	30-AUG-2011 21:41:05	Bright	38.500	61	8Eps Peg	2.1000	3900.0	77	49684	No
87	GOM_NL__2PRFIN20110830_214810_000000453106_00101_49684_9006.N1	30-AUG-2011 21:48:10	Bright	45.000	164	44Eta Peg	2.9480	5400.0	90	49684	No
88	GOM_NL__2PRFIN20110830_215602_000000383106_00101_49684_9007.N1	30-AUG-2011 21:56:02	Bright	37.500	89	5Alp Cep	2.4510	8000.0	75	49684	No
89	GOM_NL__2PRFIN20110830_215849_000000463106_00101_49684_9008.N1	30-AUG-2011 21:58:49	Bright	45.500	74	11Bet Cas	2.2680	6600.0	91	49684	No
90	GOM_NL__2PRFIN20110830_220057_000000473106_00101_49684_9009.N1	30-AUG-2011 22:00:57	Bright	46.500	76	27Gam Cas	2.3000	30000.	93	49684	No
91	GOM_NL__2PRFIN20110830_221628_000000473106_00101_49684_9010.N1	30-AUG-2011 22:16:28	Bright	46.500	42	34Bet Aur	1.9000	10200.	93	49684	No
92	GOM_NL__2PRFIN20110830_221917_000000483106_00101_49684_9011.N1	30-AUG-2011 22:19:17	Bright	48.000	107	37The Aur	2.6490	11000.	96	49684	No
93	GOM_NL__2PRFIN20110830_222135_000000373106_00101_49684_9012.N1	30-AUG-2011 22:21:35	Bright	36.500	17	78Bet Gem	1.1610	4500.0	73	49684	No
94	GOM_NL__2PRFIN20110830_222424_000000553106_00101_49684_9013.N1	30-AUG-2011 22:24:24	Twilight	54.500	151	13Mu Gem	2.8900	3000.0	109	49684	No
95	GOM_NL__2PRFIN20110830_222610_000000513106_00101_49684_9014.N1	30-AUG-2011 22:26:10	Twilight	51.000	44	24Gam Gem	1.9280	11000.	102	49684	No
96	GOM_NL__2PRFIN20110830_222813_000000443106_00101_49684_9015.N1	30-AUG-2011 22:28:13	Twilight	43.500	8	10Alp CMi	0.40000	6500.0	87	49684	No
97	GOM_NL__2PRFIN20110830_223550_000000513106_00101_49684_9016.N1	30-AUG-2011 22:35:50	Dark	50.500	1	9Alp CMa	-1.4400	11000.	101	49684	No
98	GOM_NL__2PRFIN20110830_223836_000000463106_00101_49684_9017.N1	30-AUG-2011 22:38:36	Dark	45.500	23	21Eps CMa	1.5020	26000.	91	49684	No
99	GOM_NL__2PRFIN20110830_224056_000000553106_00101_49684_9018.N1	30-AUG-2011 22:40:56	Dark	55.000	139	9Bet Lep	2.8330	5600.0	110	49684	No
100	GOM_NL__2PRFIN20110830_225536_000000413106_00102_49685_9007.N1	30-AUG-2011 22:55:36	Dark	41.000	143	Alp Hyi	2.8570	7200.0	82	49685	No
101	GOM_NL__2PRFIN20110830_225652_000000453106_00102_49685_9008.N1	30-AUG-2011 22:56:52	Dark	44.500	9	Alp Eri	0.45300	24000.	89	49685	No

102	GOM_NL__2PRFIN20110830_230248_000000473106_00102_49685_9009.N1	30-AUG-2011 23:02:48	Straylight	47.000	84	Alp Phe	2.3970	4500.0	94	49685	No
103	GOM_NL__2PRFIN20110830_230855_000000493106_00102_49685_9010.N1	30-AUG-2011 23:08:55	Straylight	48.500	18	24Alp PsA	1.1660	9700.0	97	49685	No
104	GOM_NL__2PRFIN20110830_231820_000000413106_00102_49685_9011.N1	30-AUG-2011 23:18:20	Bright	40.500	162	34Alp Aqr	2.9440	5350.0	81	49685	No
105	GOM_NL__2PRFIN20110830_232119_000000393106_00102_49685_9012.N1	30-AUG-2011 23:21:19	Bright	38.500	61	8Eps Peg	2.1000	3900.0	77	49685	No
106	GOM_NL__2PRFIN20110830_232823_000000443106_00102_49685_9013.N1	30-AUG-2011 23:28:23	Bright	44.000	164	44Eta Peg	2.9480	5400.0	88	49685	No
107	GOM_NL__2PRFIN20110830_233616_000000343106_00102_49685_9014.N1	30-AUG-2011 23:36:16	Bright	34.000	89	5Alp Cep	2.4510	8000.0	68	49685	No
108	GOM_NL__2PRFIN20110830_233903_000000453106_00102_49685_9015.N1	30-AUG-2011 23:39:03	Bright	44.500	74	11Bet Cas	2.2680	6600.0	89	49685	No
109	GOM_NL__2PRFIN20110830_234110_000000473106_00102_49685_9016.N1	30-AUG-2011 23:41:10	Bright	46.500	76	27Gam Cas	2.3000	30000.	93	49685	No
110	GOM_NL__2PRFIN20110830_235642_000000663106_00102_49685_9017.N1	30-AUG-2011 23:56:42	Bright	66.000	42	34Bet Aur	1.9000	10200.	132	49685	No
111	GOM_NL__2PRFIN20110830_235931_000000483106_00102_49685_9018.N1	30-AUG-2011 23:59:31	Bright	47.500	107	37The Aur	2.6490	11000.	95	49685	No

3. Quality information per product

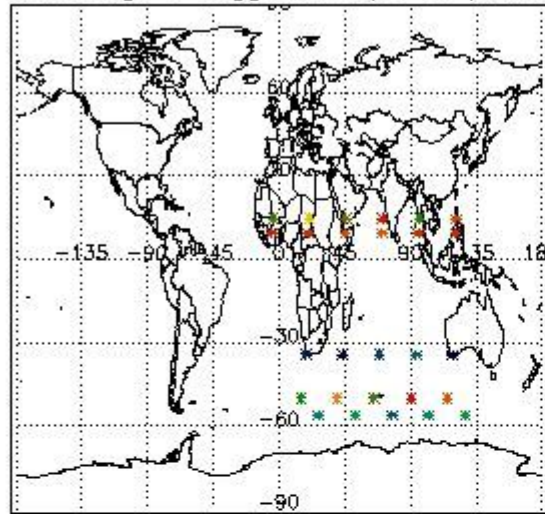
In this section it is plotted some information contained in the Quality Summary data set of the level 2 products. Only products in dark limb conditions and without errors (error flag in the MPH set to "0") are used.

3.1 Plot quality information per product (time dependant)

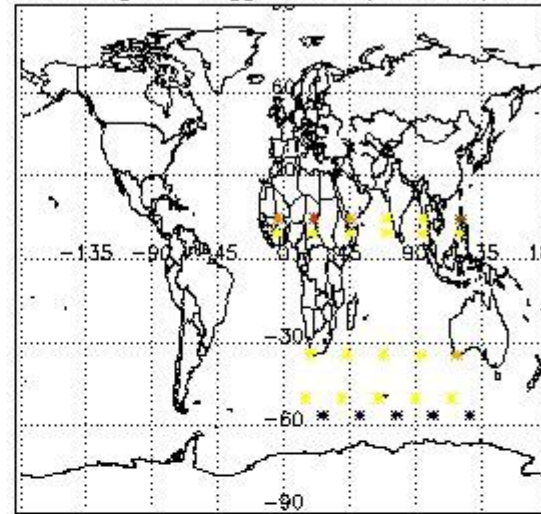


3.2 Plot quality information per product (world map)

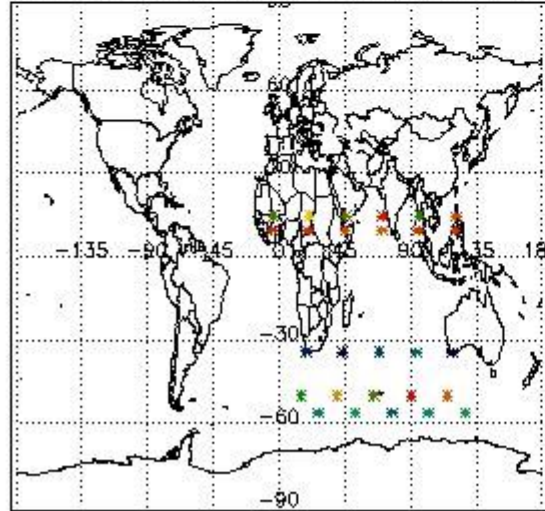
Percentage of flagged data per O3 profile



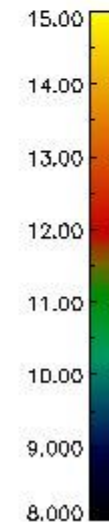
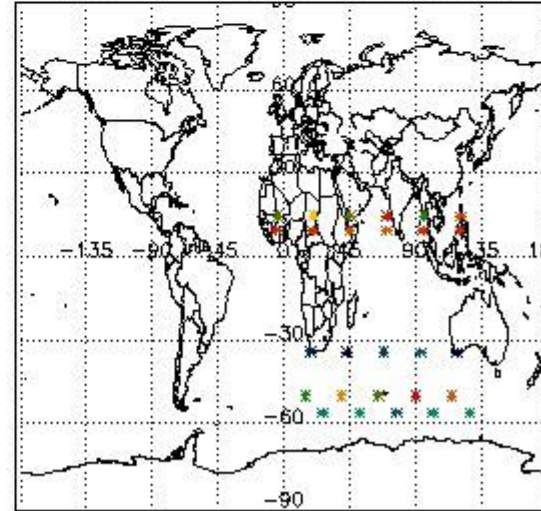
Percentage of flagged data per H2O profile



Percentage of flagged data per NO2 profile



Percentage of flagged data per NO3 profile

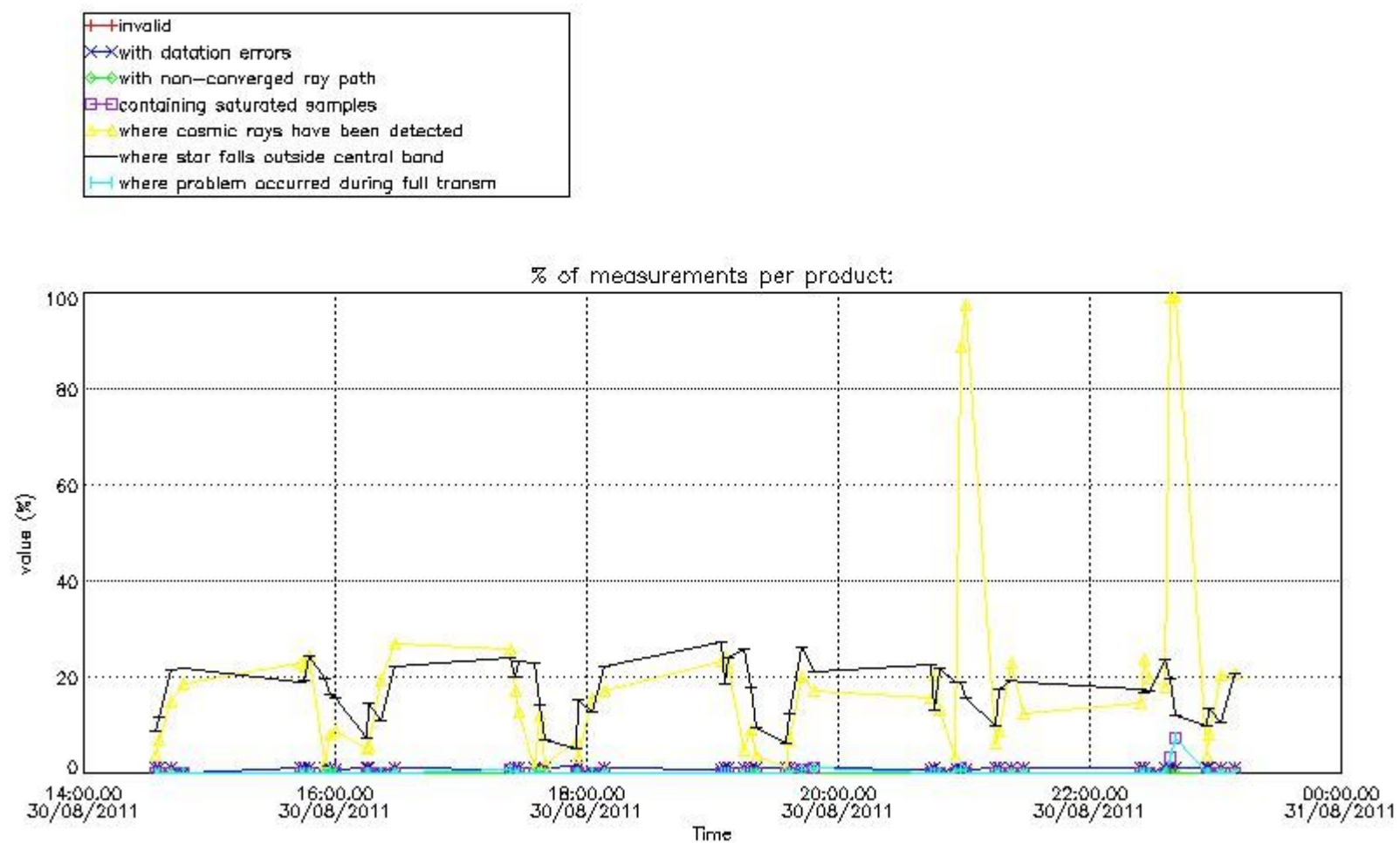


4. Level 1 quality information per product

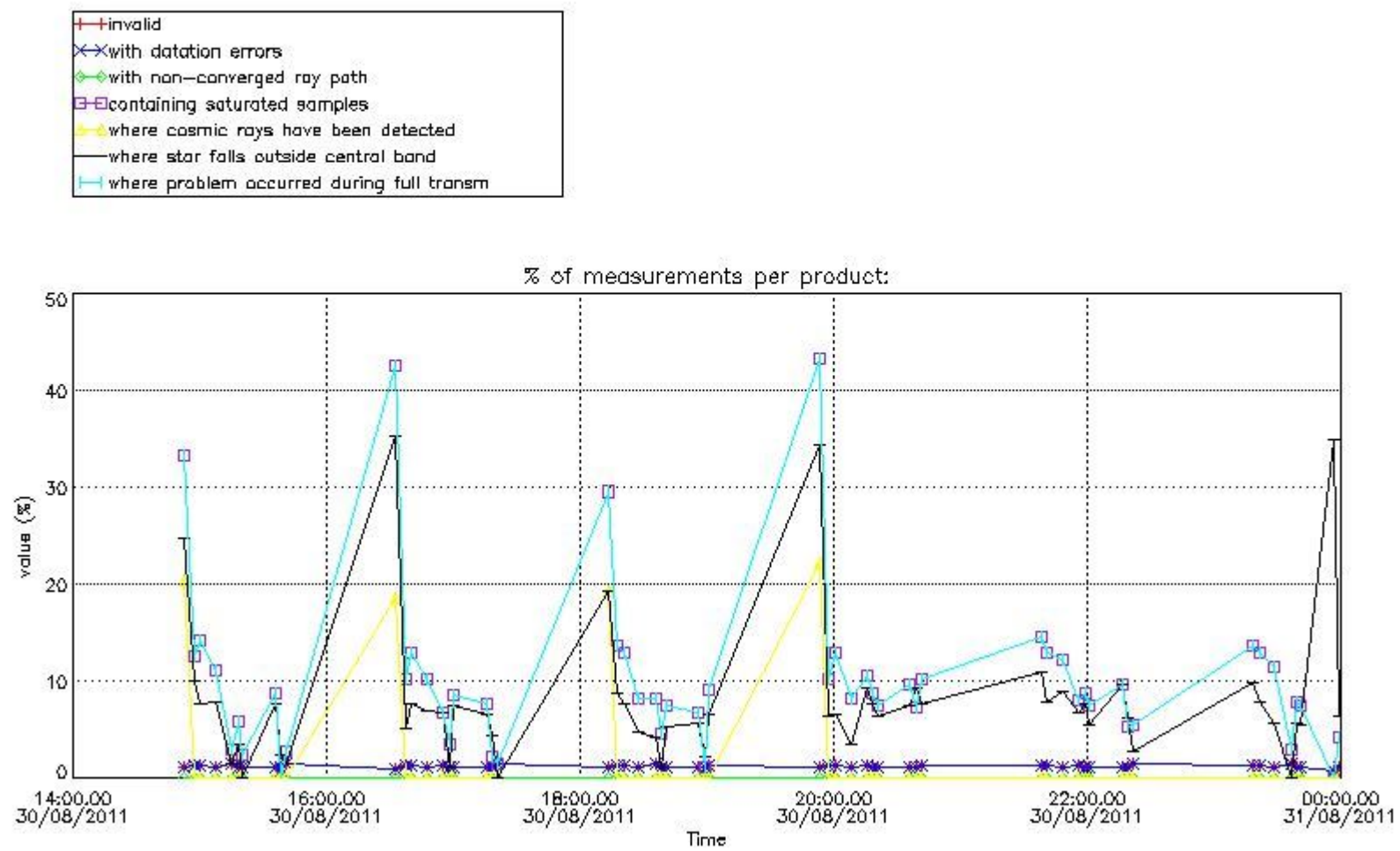
In this section it is plotted some information contained in the Quality Summary data set of the level 2 products that comes from the level 1b processing. Products without errors (error flag in the MPH set to "0") are used.

4.1 Plot quality information per product (time dependant) coming from level 1b processing

4.1.1 Plot level 1 quality information per product (time dependant): ENVISAT ASCENDING passes



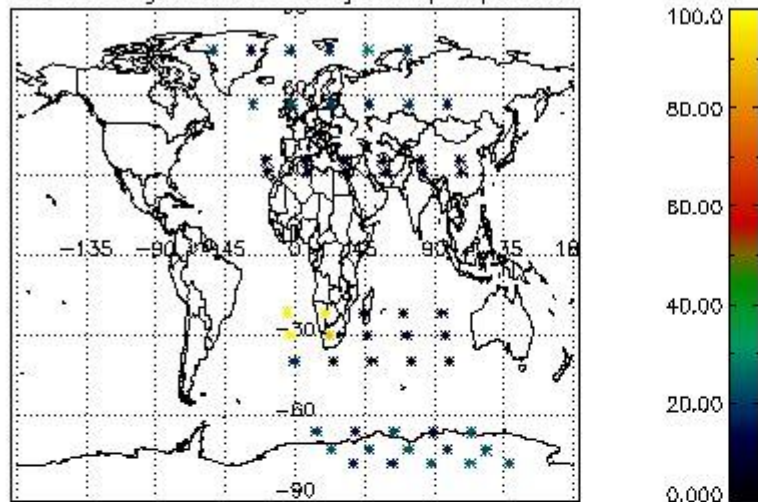
4.1.2 Plot level 1 quality information per product (time dependant): ENVISAT DESCENDING passes



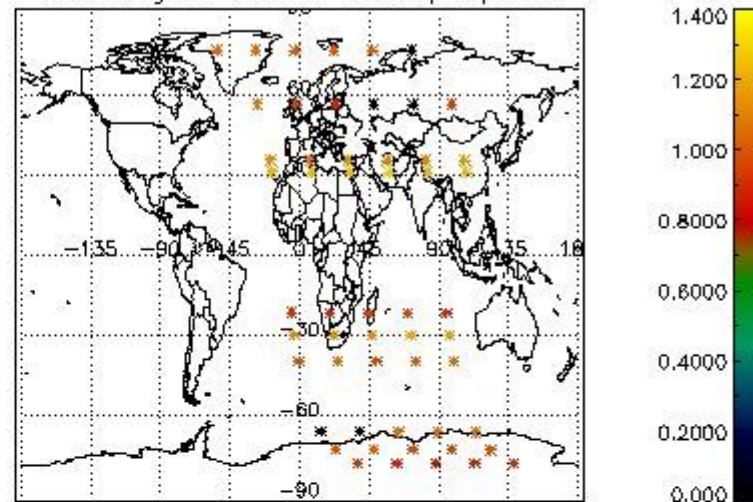
4.2 Plot quality information per product coming from level 1b processing (world map)

4.2.1 Plot level 1 quality information per product (world map): ENVISAT ASCENDING passes

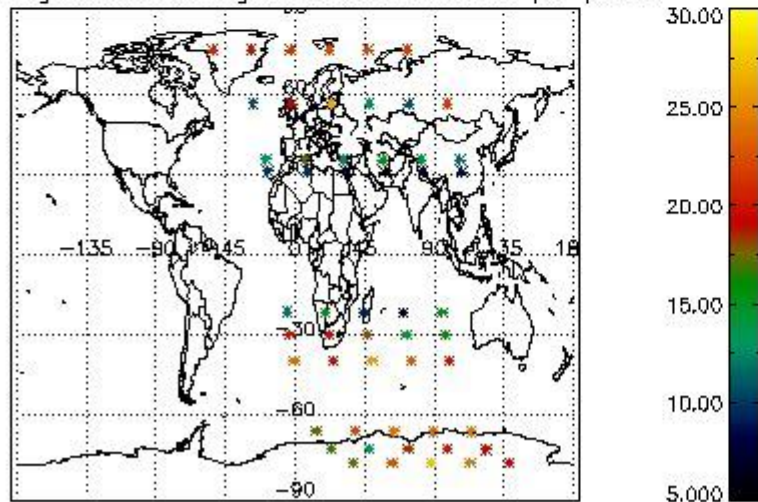
Percentage of cosmic ray hits per profile



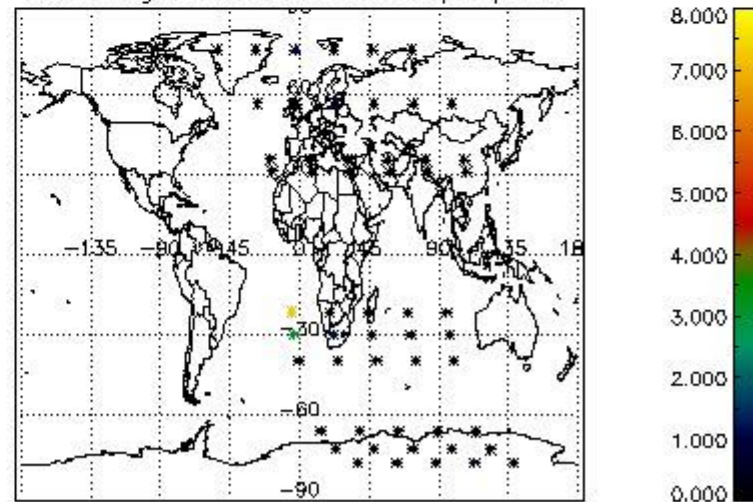
Percentage of datation errors per profile



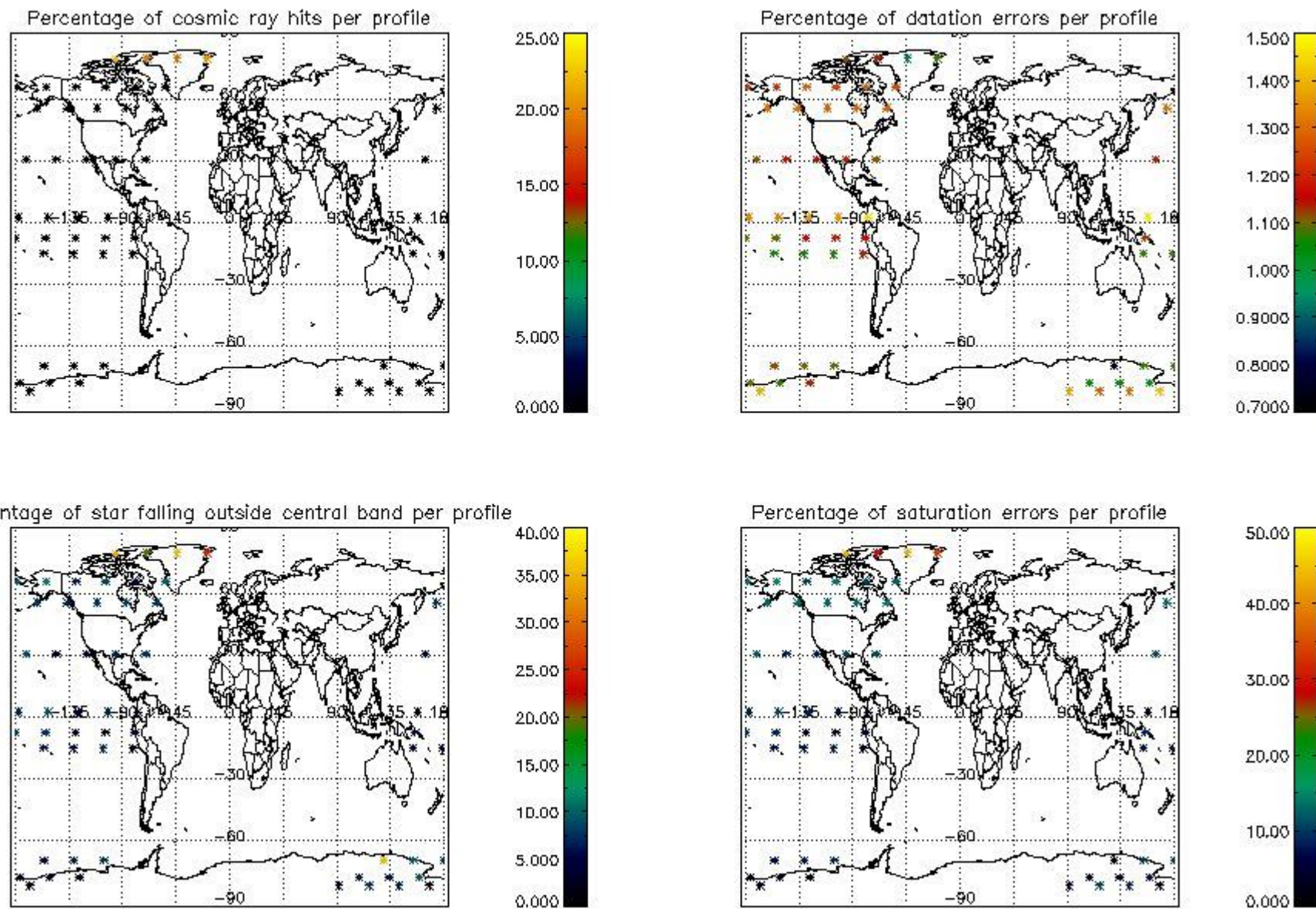
Percentage of star falling outside central band per profile



Percentage of saturation errors per profile



4.2.2 Plot level 1 quality information per product (world map): ENVISAT DESCENDING passes



5. Trace gas profiles

5.1 Ozone statistics based on quality of products

The final quality of the products can be "measured" using the STD (Standard Deviation) attached to every point profile. This information is written to the parameter GOM_NL__2P/NL_LOCAL_SPECIES_DENSITY/o3_std of the level 2 products. The table below shows the statistics for given STD ranges.

The statistics are given with respect to the overall valid production:

- Products without fatal errors: GOM_NL__2P/MPH/PRODUCT_ERR=0
- Valid point profile: GOM_NL__2P/NL_LOCAL_SPECIES_DENSITY/pcd(0)=0

The 'Criteria' is applied to valid points of dark limb products:

- Products in dark limb illumination condition: GOM_NL__2P/NL_SUMMARY_QUALITY/obs_ill_cond=0
- Products without fatal errors: GOM_NL__2P/MPH/PRODUCT_ERR=0
- Valid point profile: GOM_NL__2P/NL_LOCAL_SPECIES_DENSITY/pcd(0)=0

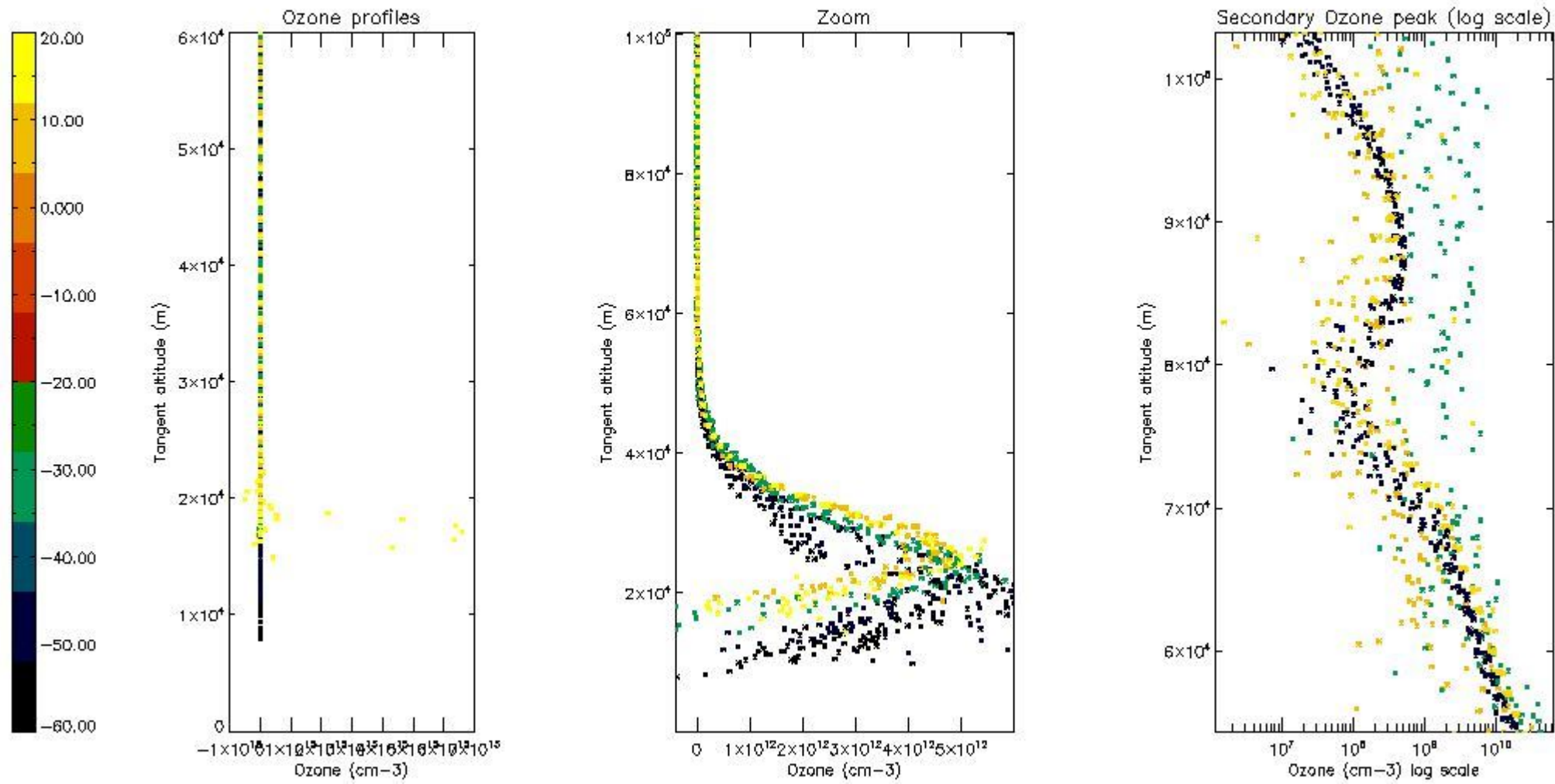
So, the table below shows the percentage of dark limb and valid observations for each criteria with respect to the overall valid daily observations.

Criteria	% of total production
All STD	25
STD < 20	14

STD < 10	11
STD < 5	8

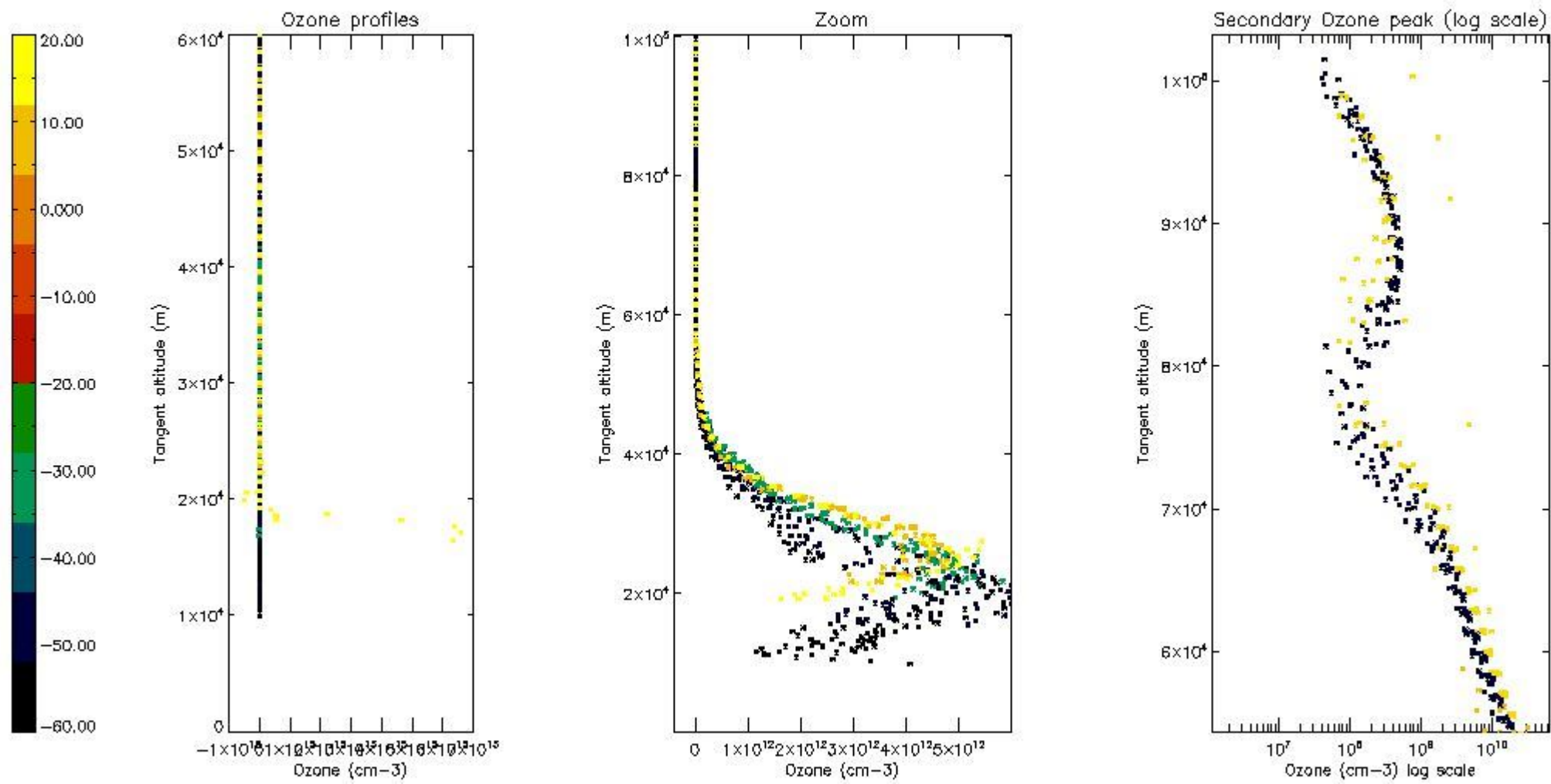
5.2 Plot ozone profiles for all STD (dark without errors)

The colorbar represents the latitude.



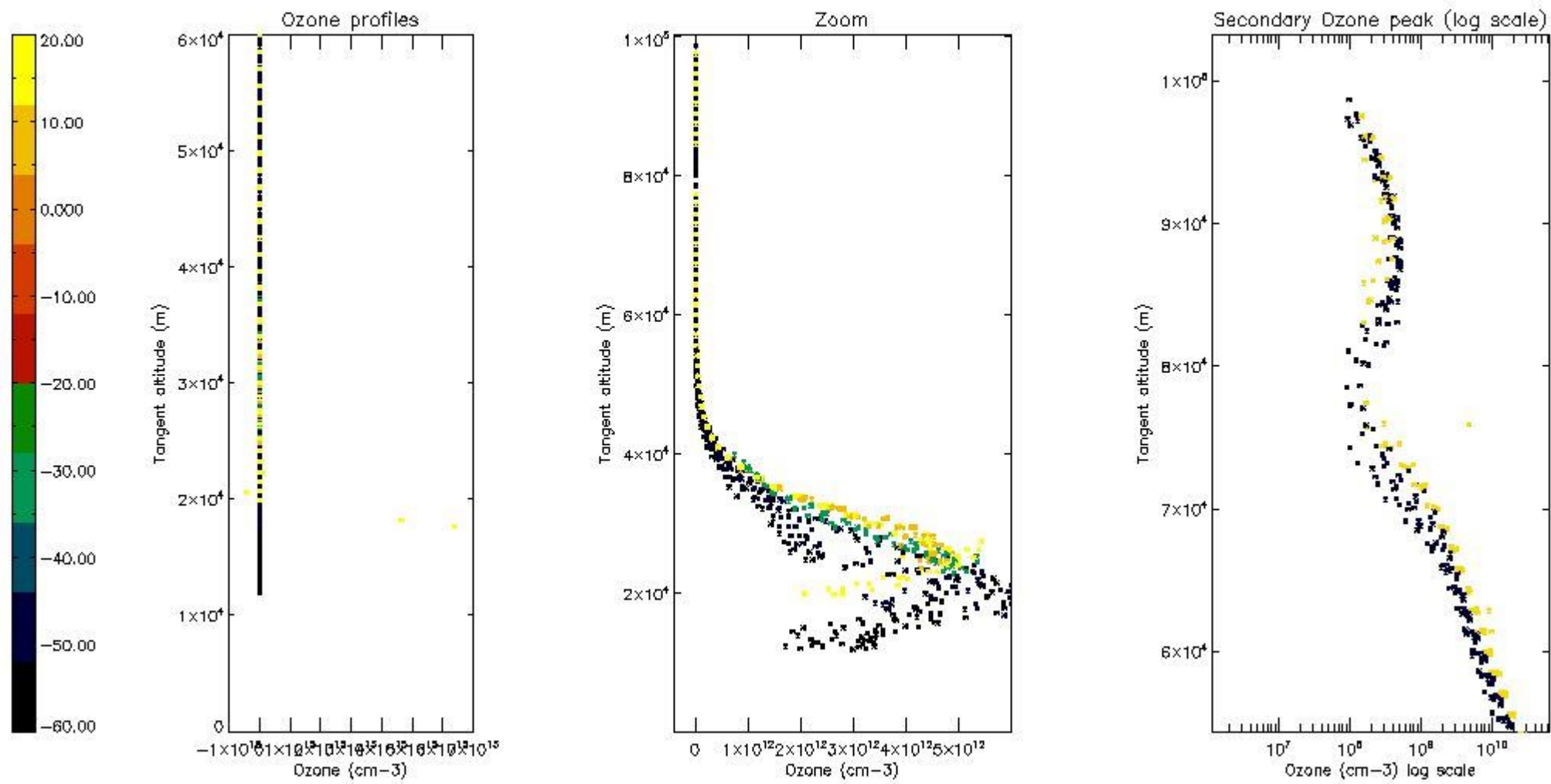
5.3 Plot ozone profiles where STD < 20% (dark without errors)

The colorbar represents the latitude.



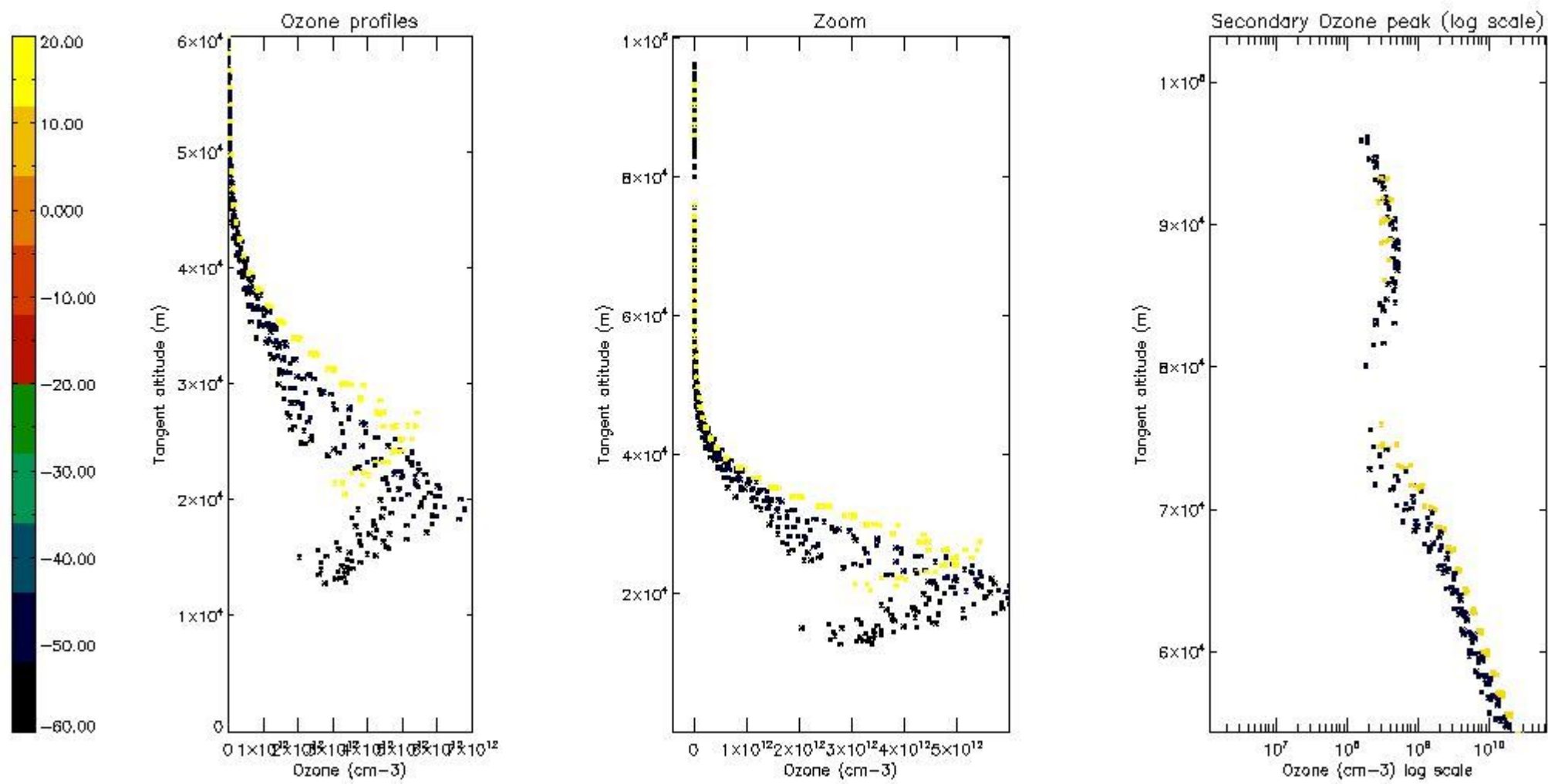
5.4 Plot ozone profiles where $STD < 10\%$ (dark without errors)

The colorbar represents the latitude.



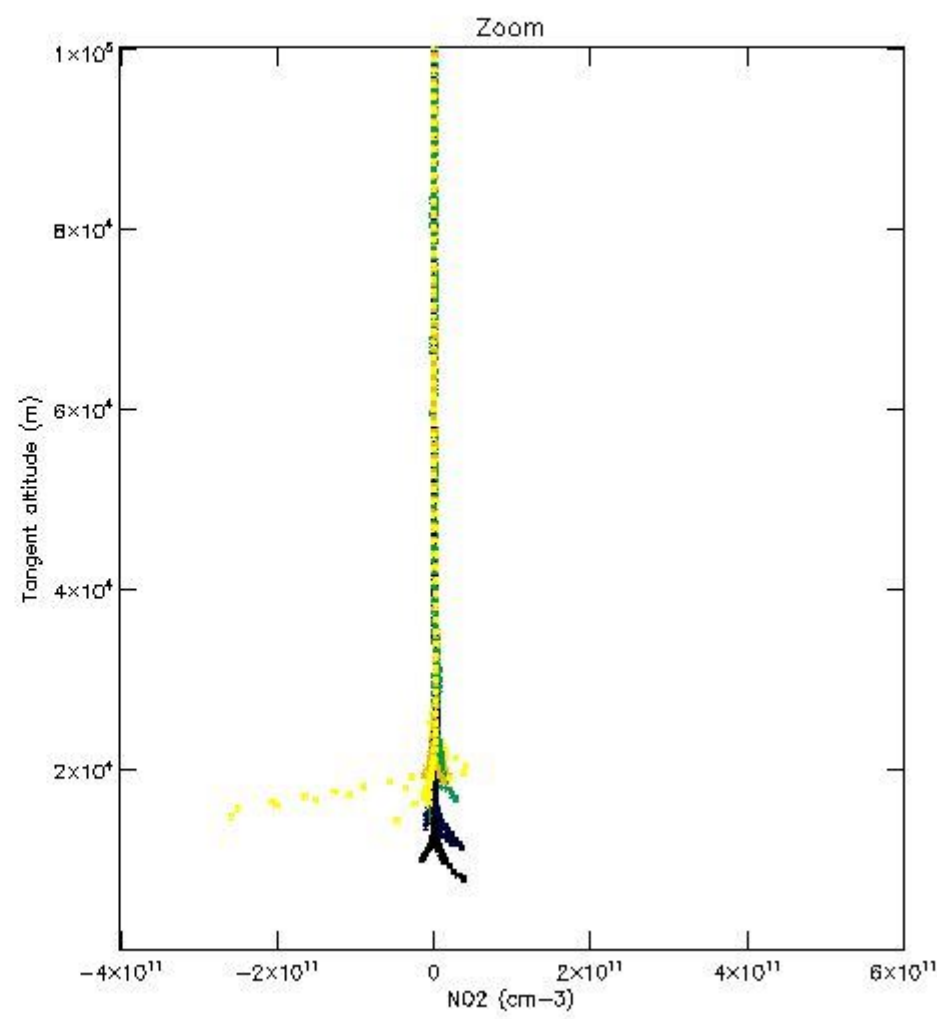
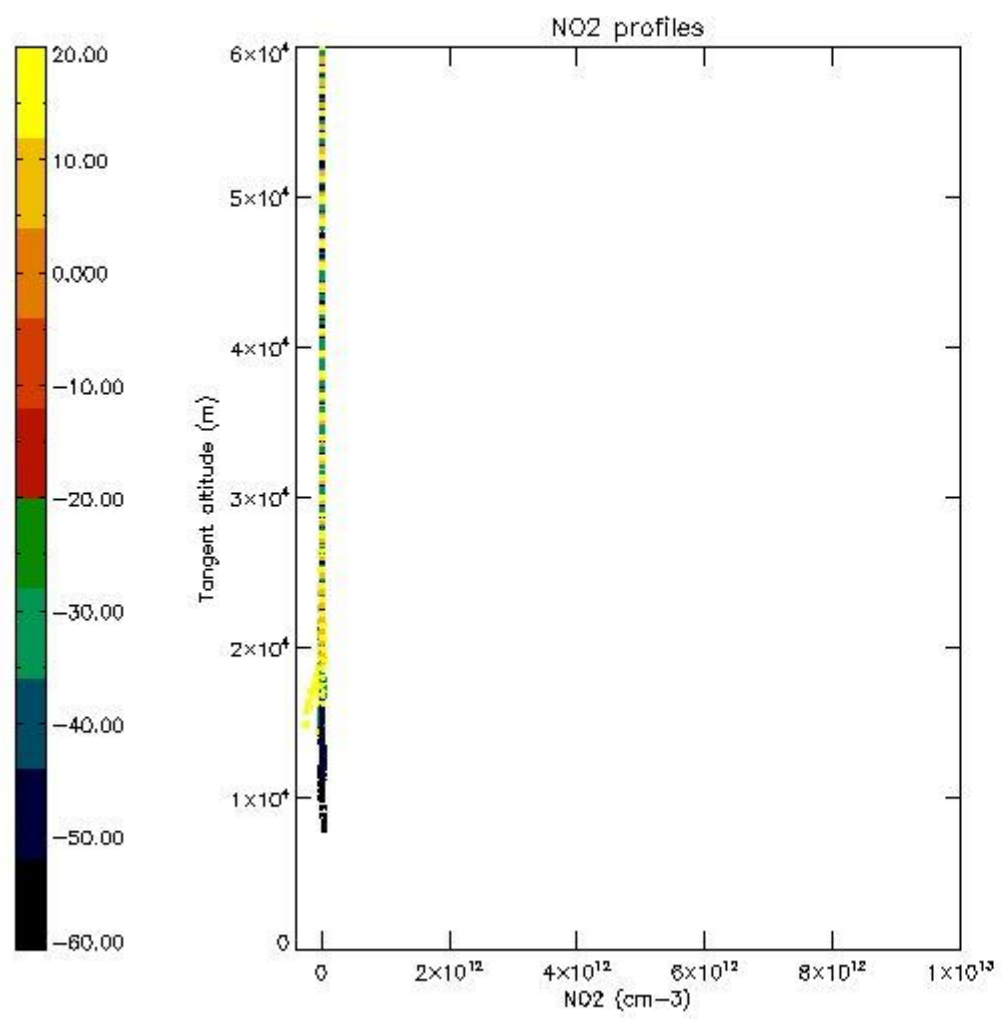
5.5 Plot ozone profiles where STD < 5% (dark without errors)

The colorbar represents the latitude.



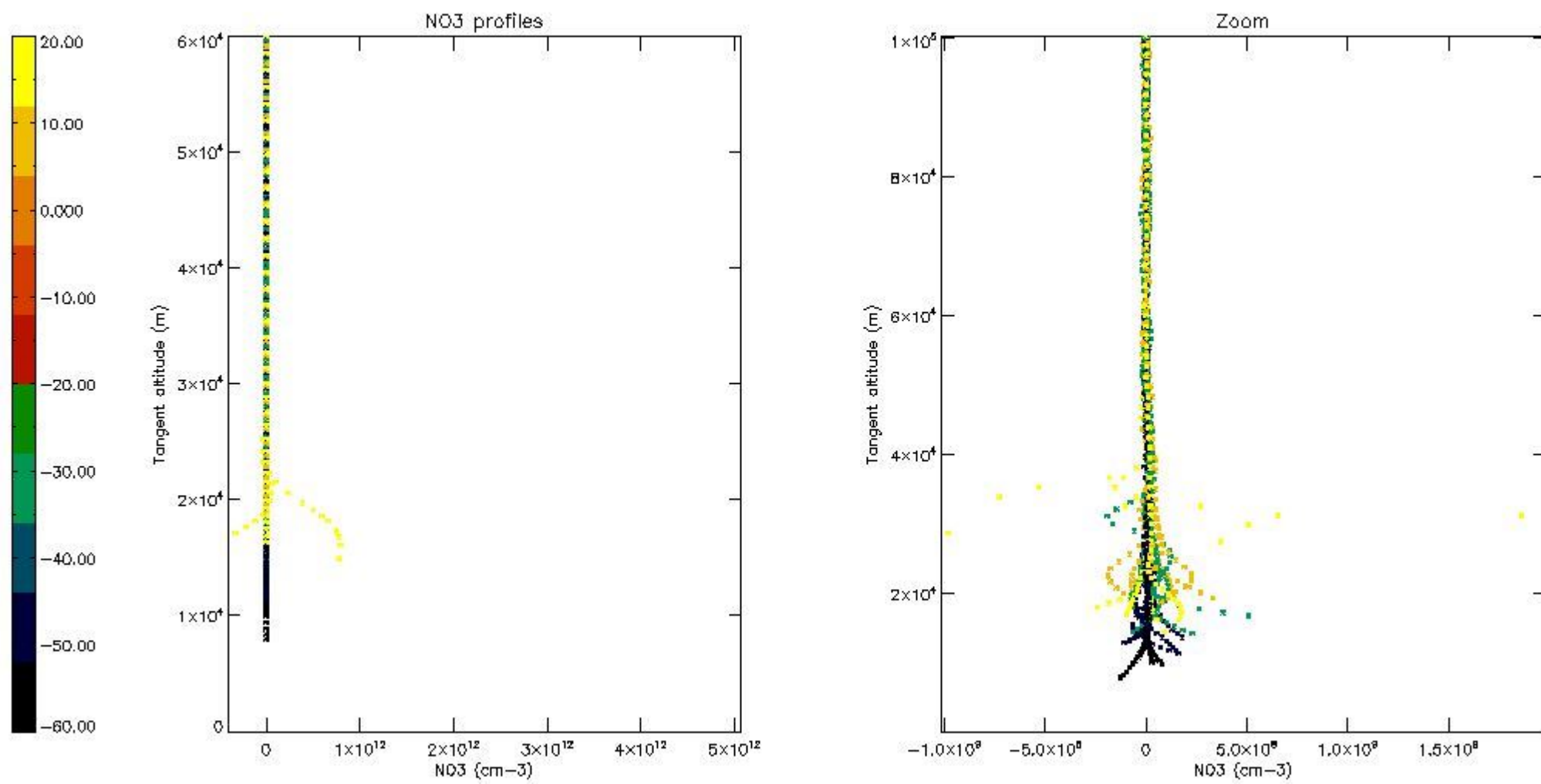
5.6 Plot NO₂ profiles for all STD (dark without errors)

The colorbar represents the latitude.



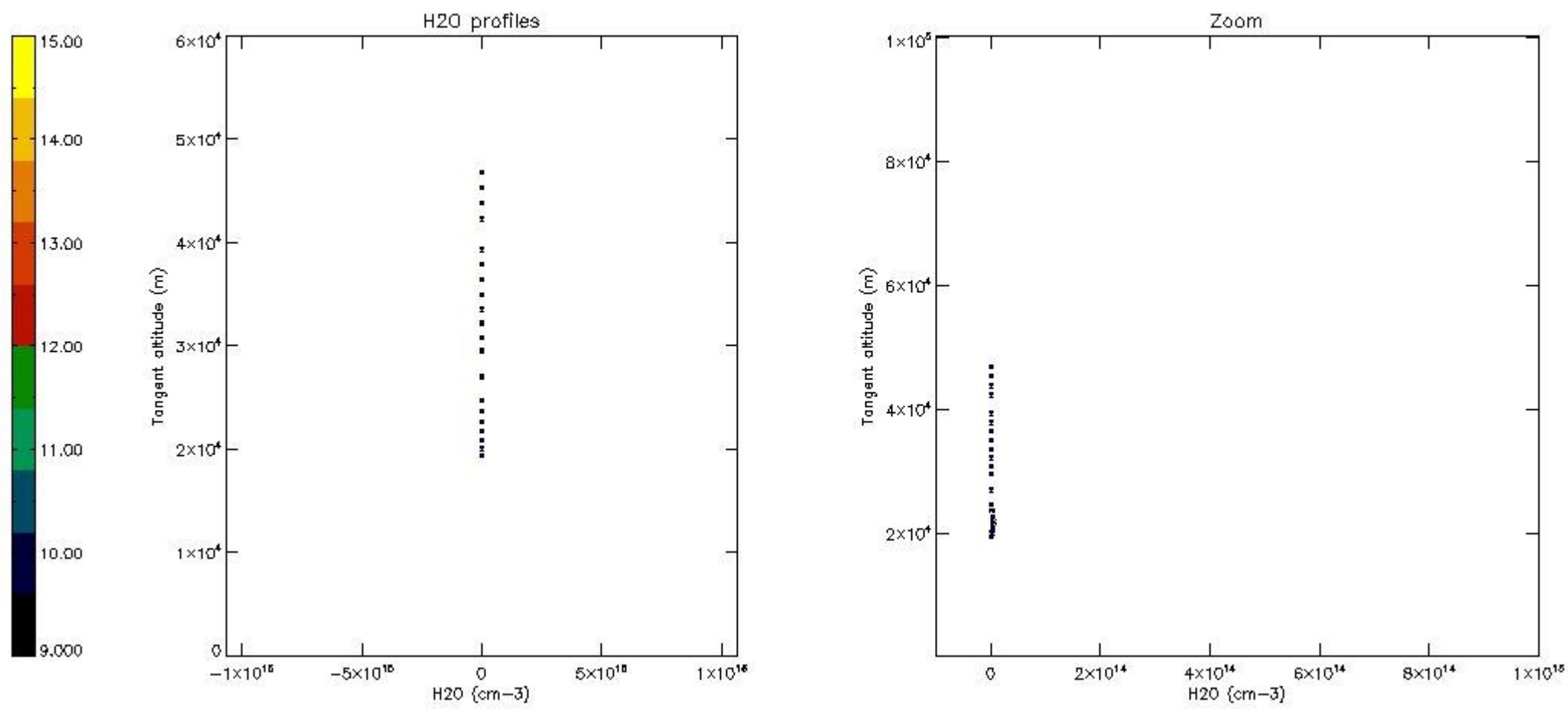
5.7 Plot NO3 profiles for all STD (dark without errors)

The colorbar represents the latitude.



5.8 Plot H2O profiles for all STD (only for occultations of stars 1,2,3,4,13,14,16,26,63 dark without errors)

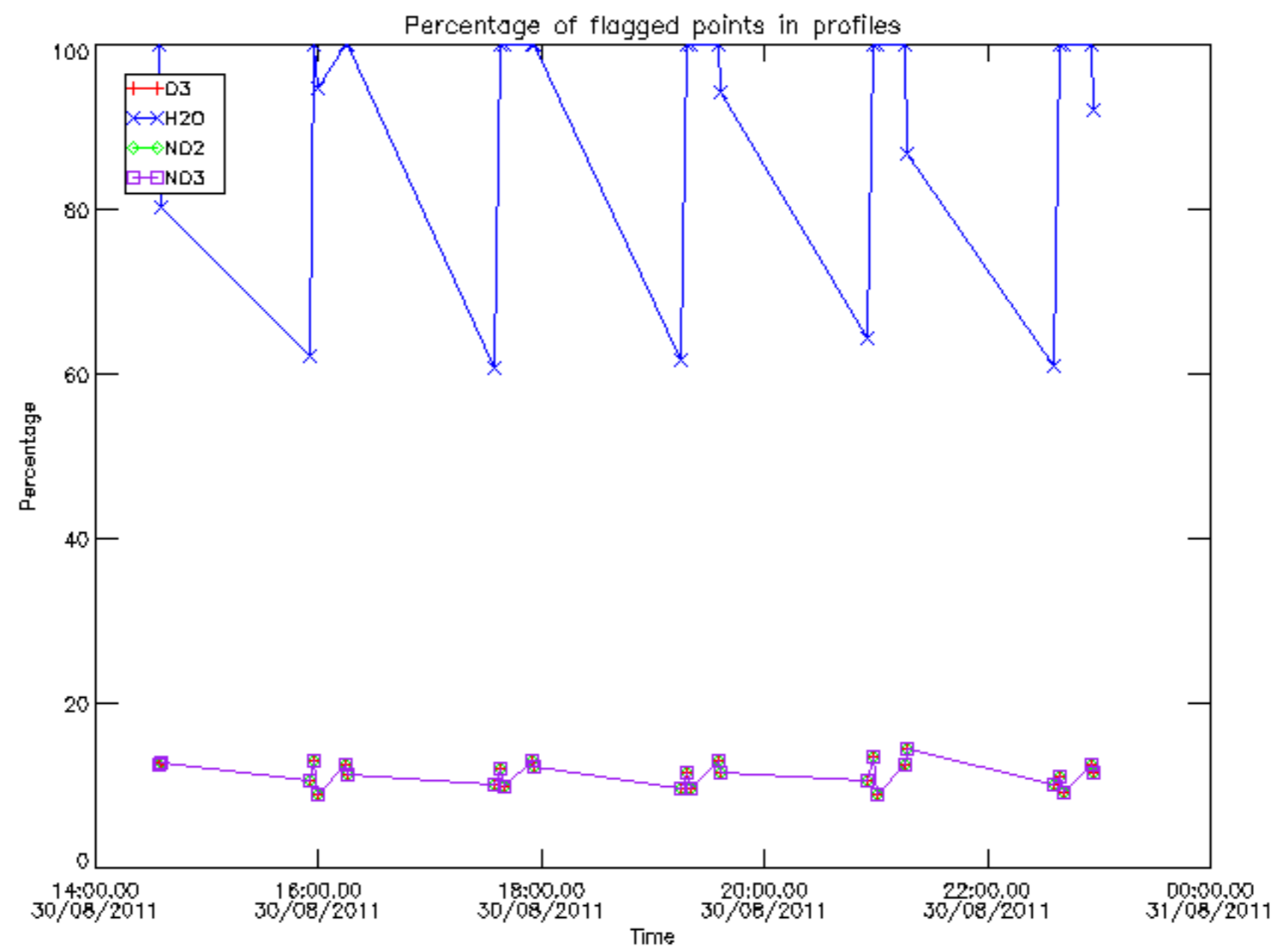
The colorbar represents the latitude.



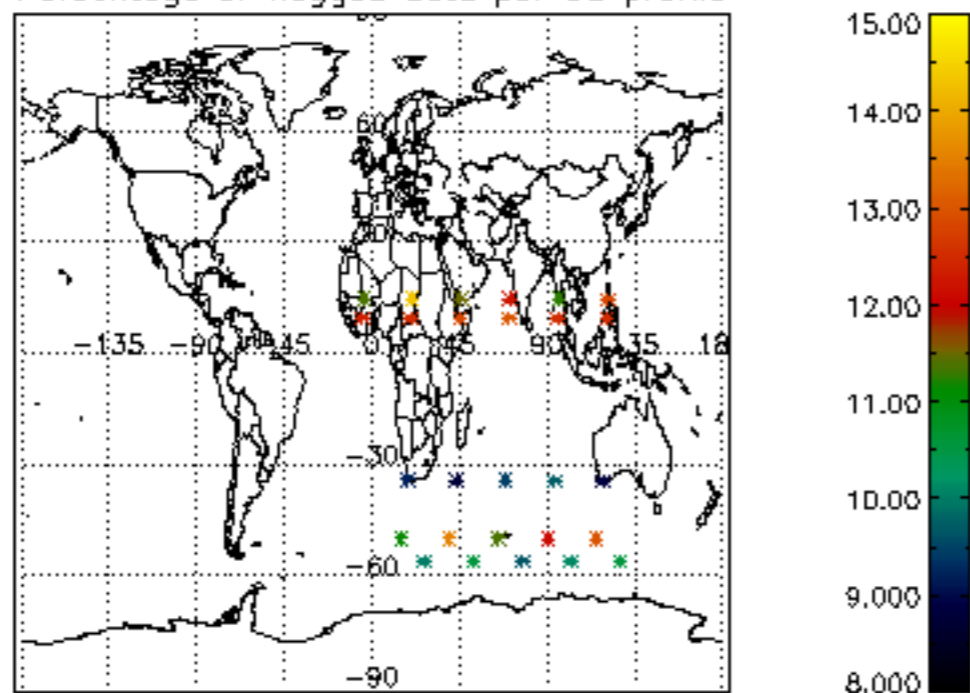
6. Auxiliary Data Files used for the production reported in section 2

The number reported in the third column indicates since which file (see list in section 2) the corresponding auxiliary file has been used. The fourth column is the date of those product files.

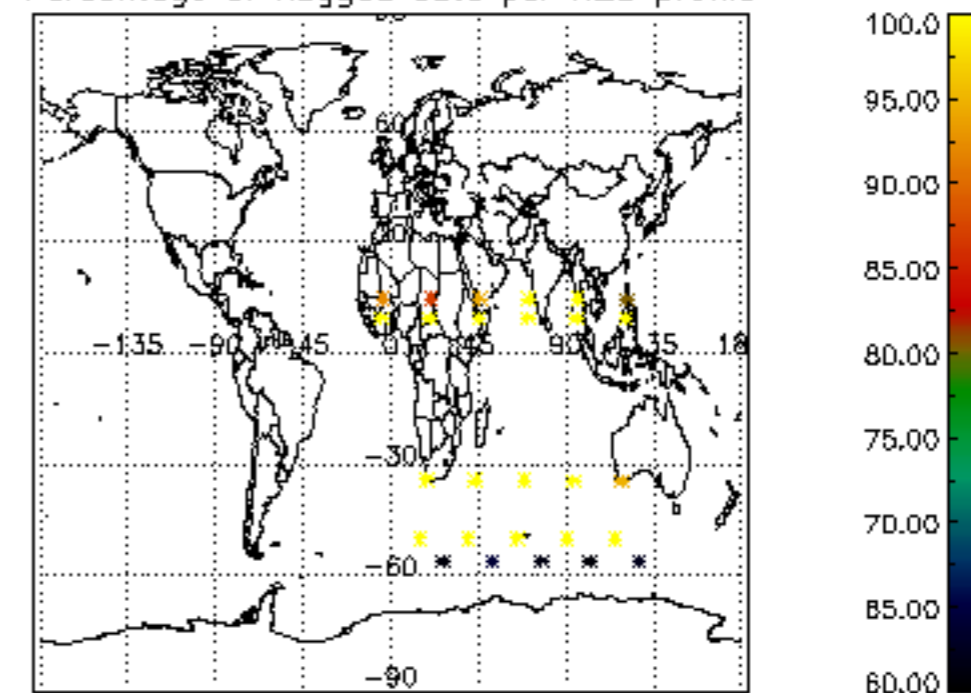
Type	Auxiliary Filename	Used since product	Used since product date
INST_PHYS_CHARACTERISTICS	GOM_INS_AXVIEC20091111_143220_20030716_120000_20500101_000000	1	30-AUG-2011 14:34:23
LEVEL-2_PROC_CONFIG	GOM_PR2_AXVIEC20091111_152718_20020301_000000_20500101_000000	1	30-AUG-2011 14:34:23
CROSS_SECTIONS_FILE	GOM_CRS_AXVIEC20091111_154832_20020301_000000_20500101_000000	1	30-AUG-2011 14:34:23



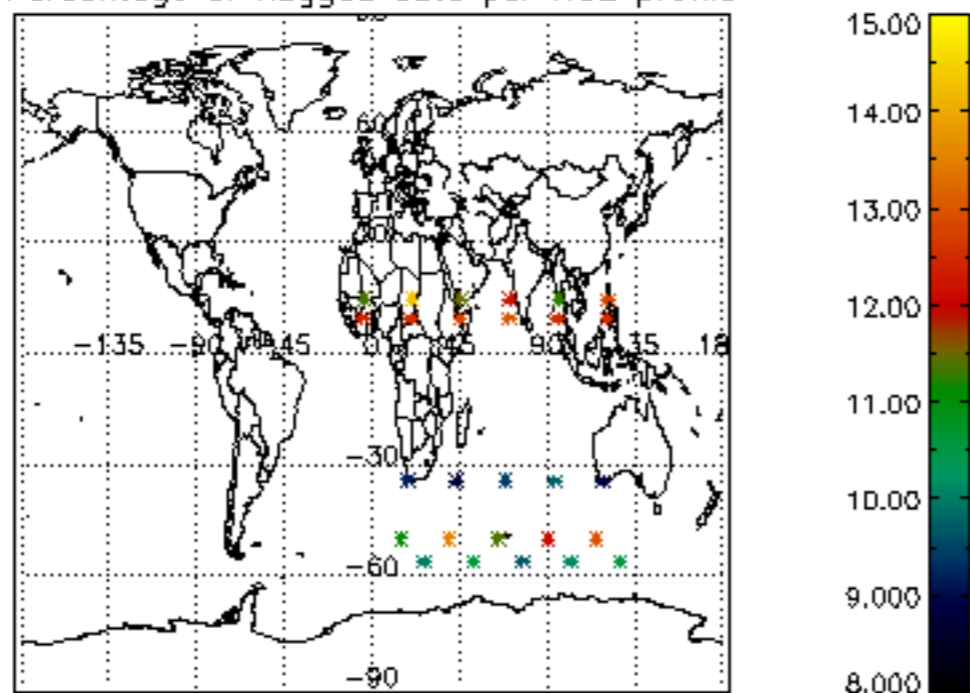
Percentage of flagged data per D3 profile



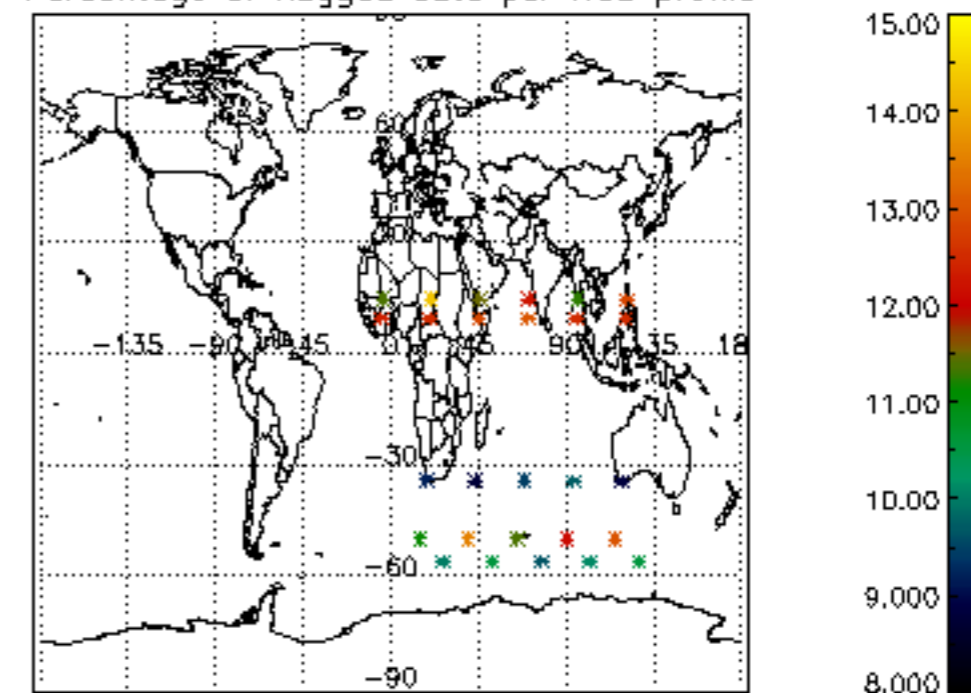
Percentage of flagged data per H2O profile

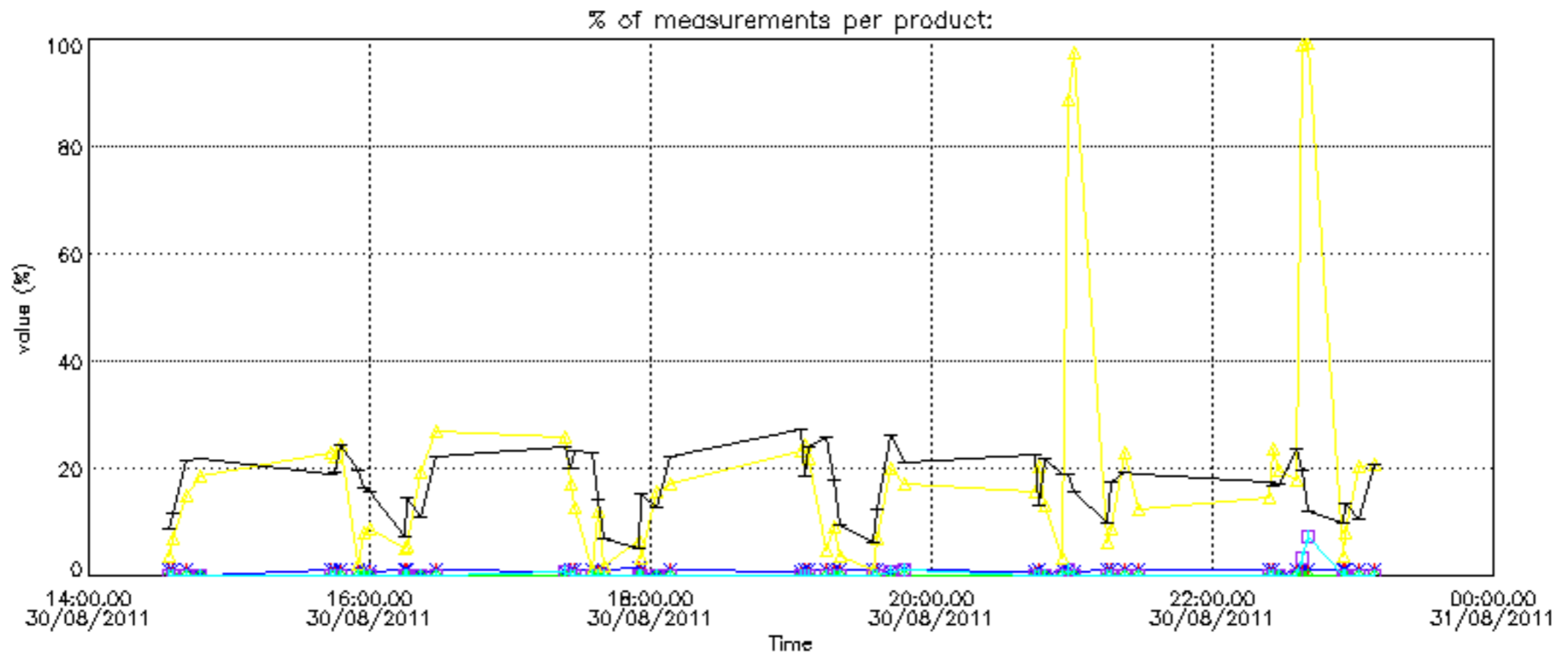


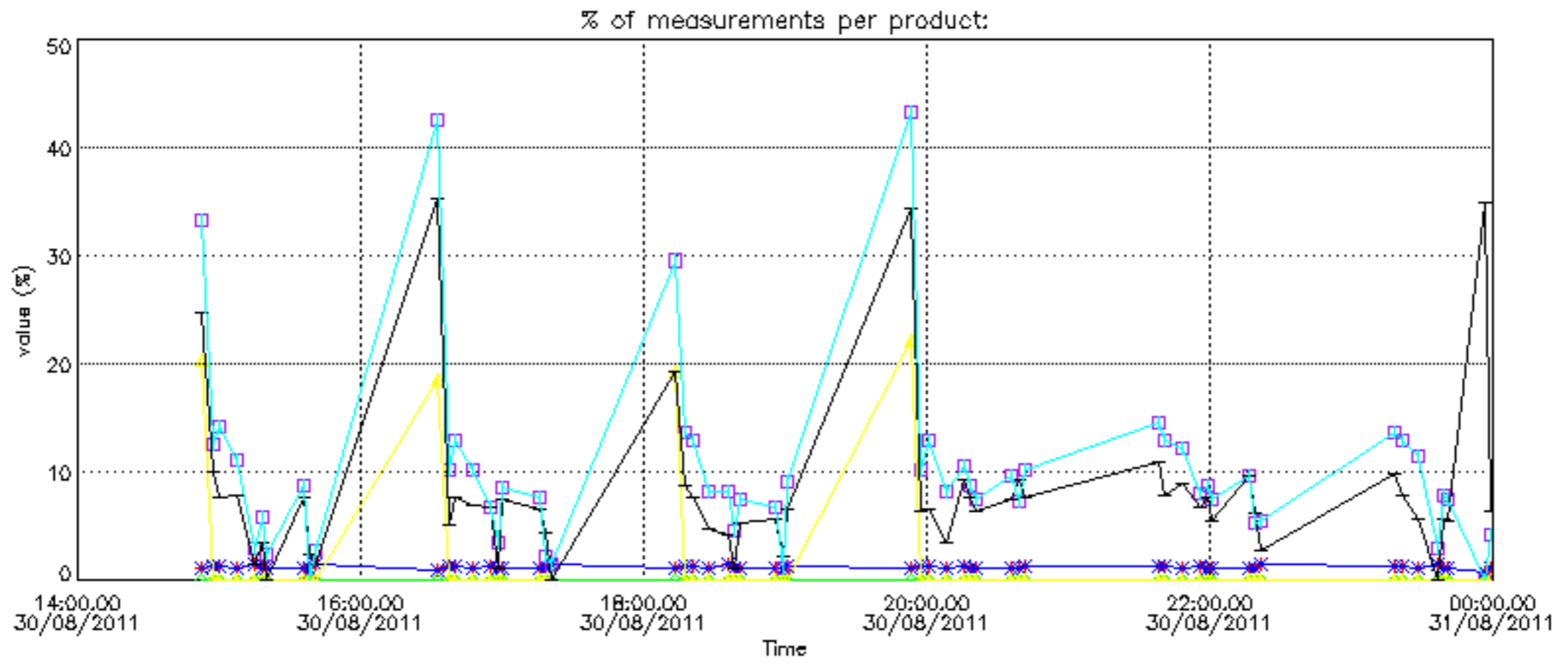
Percentage of flagged data per NO2 profile



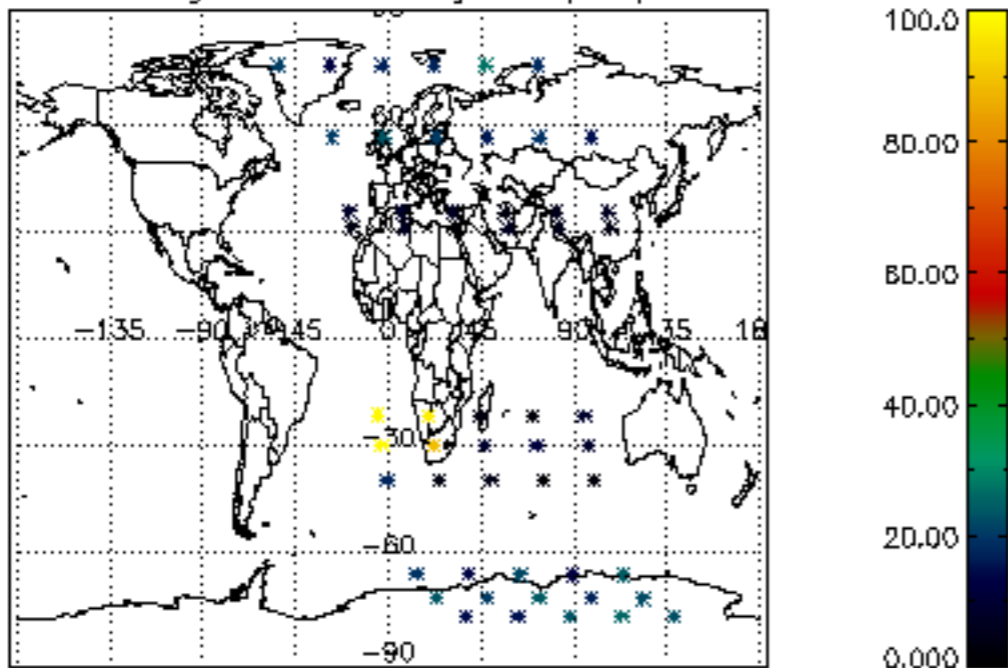
Percentage of flagged data per NO3 profile



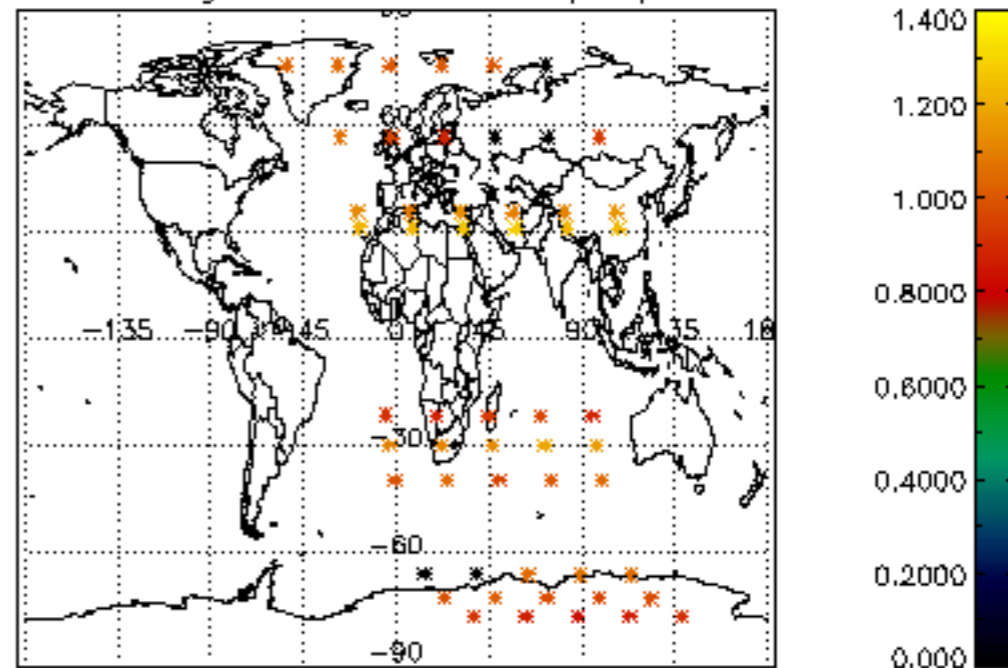




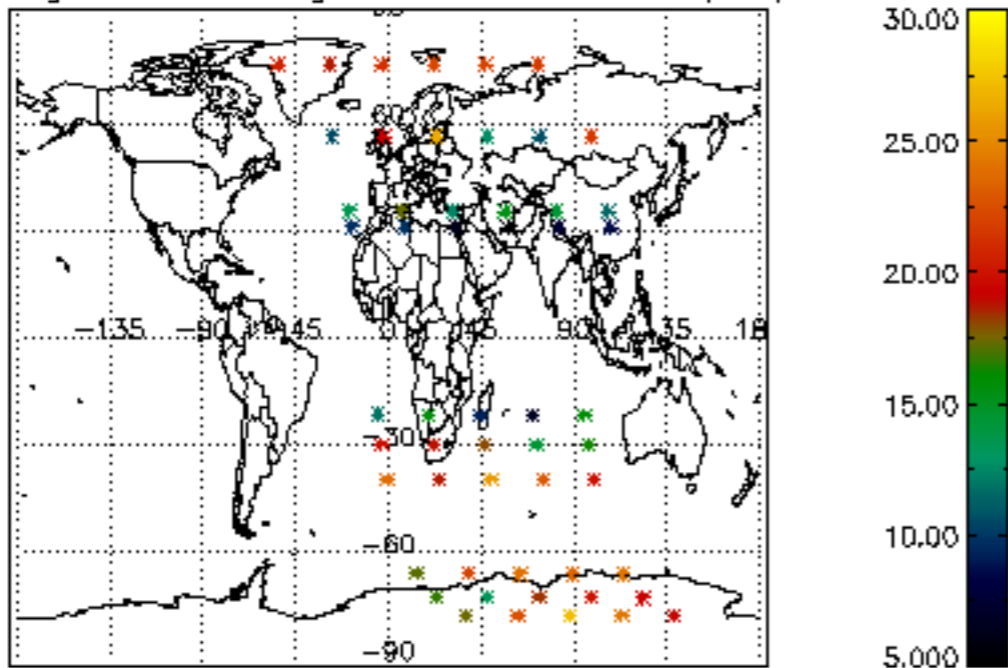
Percentage of cosmic ray hits per profile



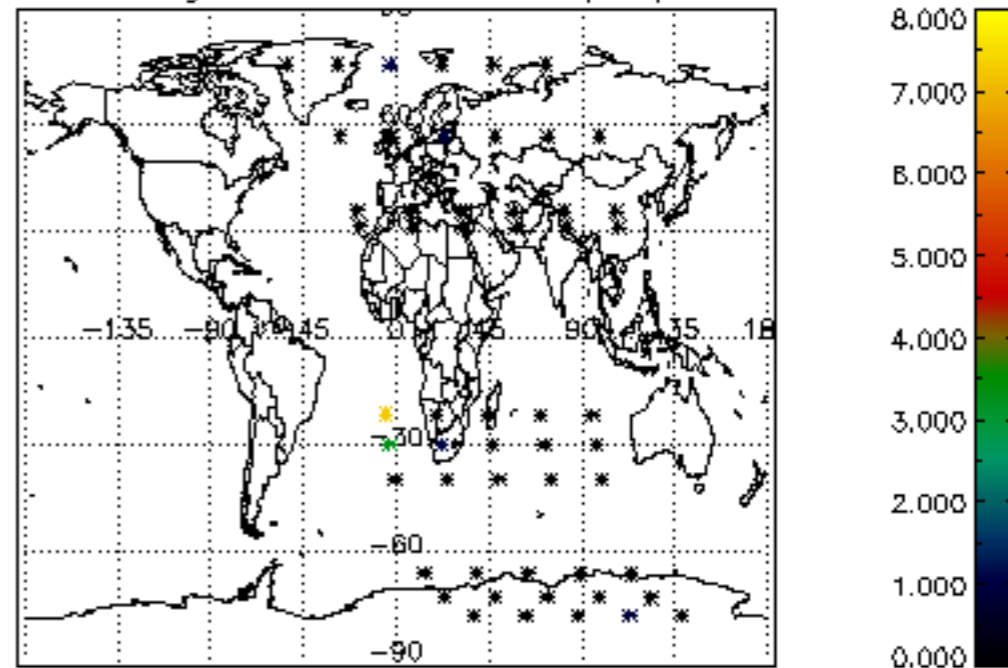
Percentage of datation errors per profile



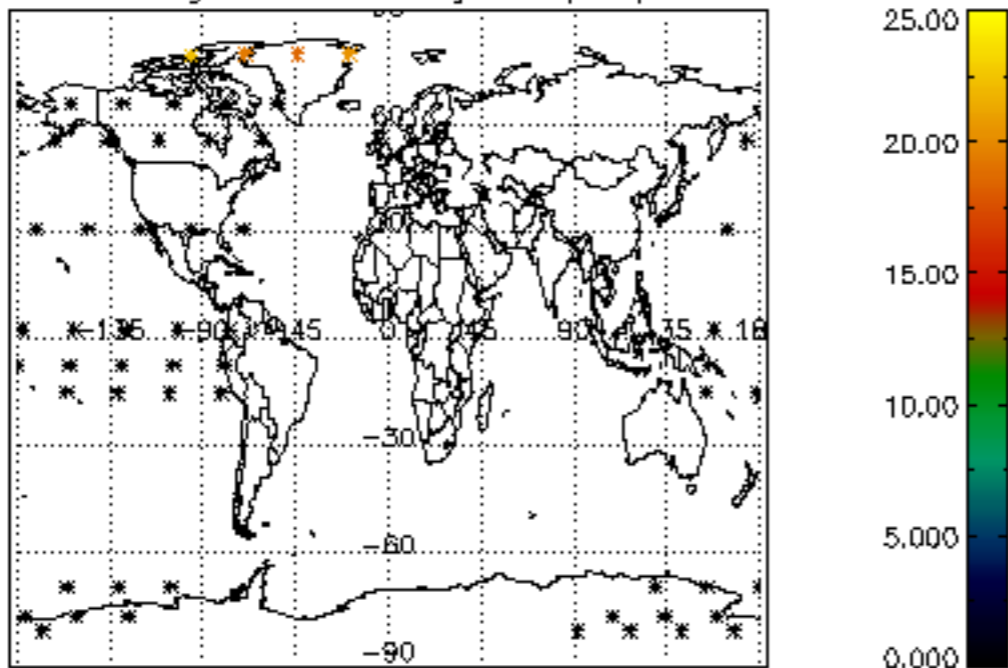
Percentage of star falling outside central band per profile



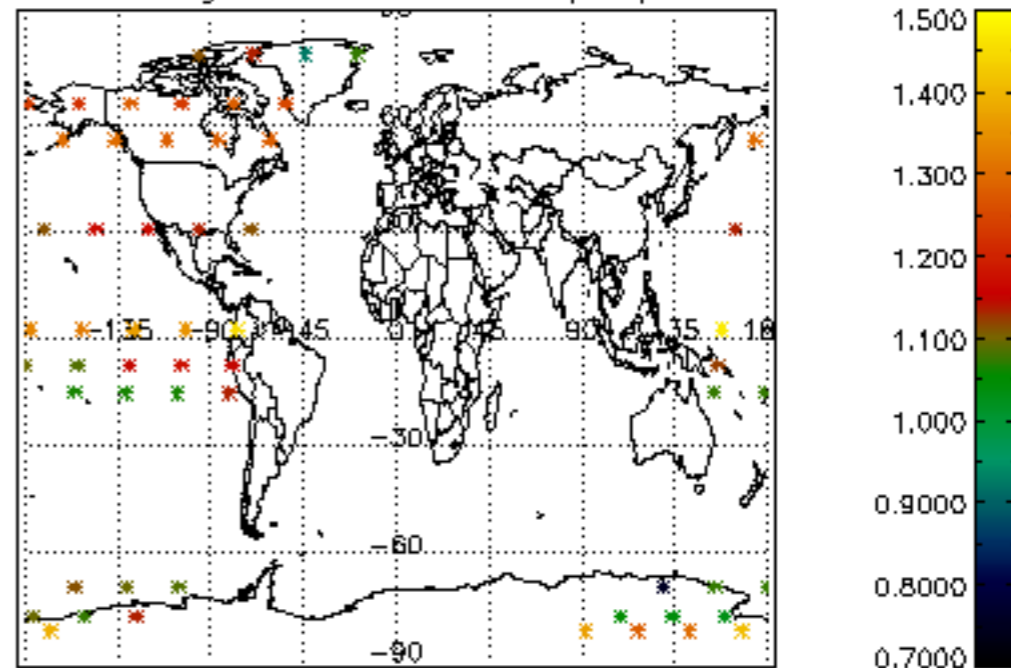
Percentage of saturation errors per profile



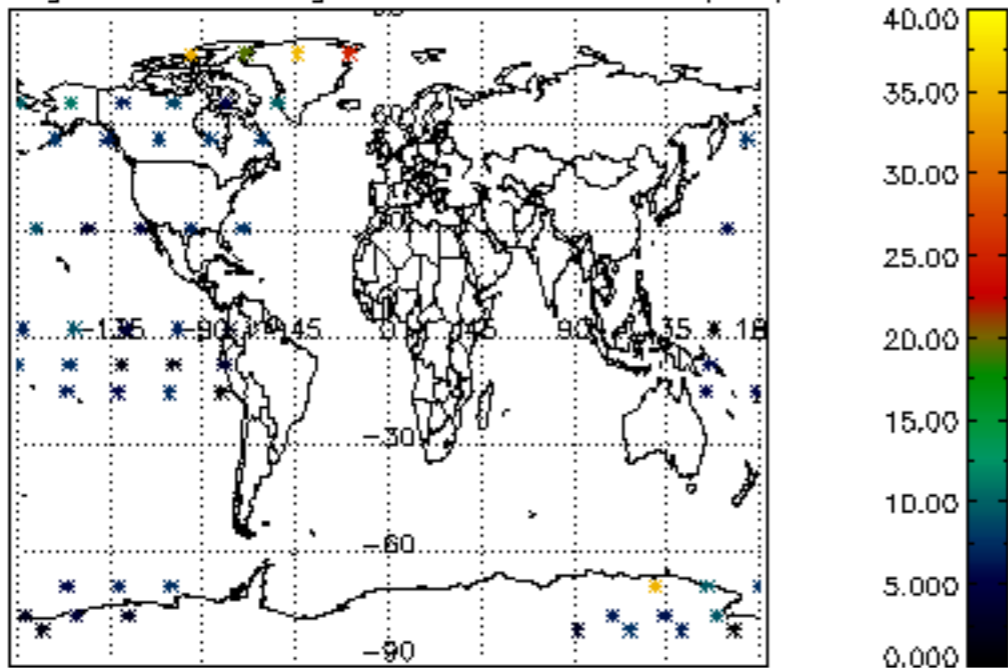
Percentage of cosmic ray hits per profile



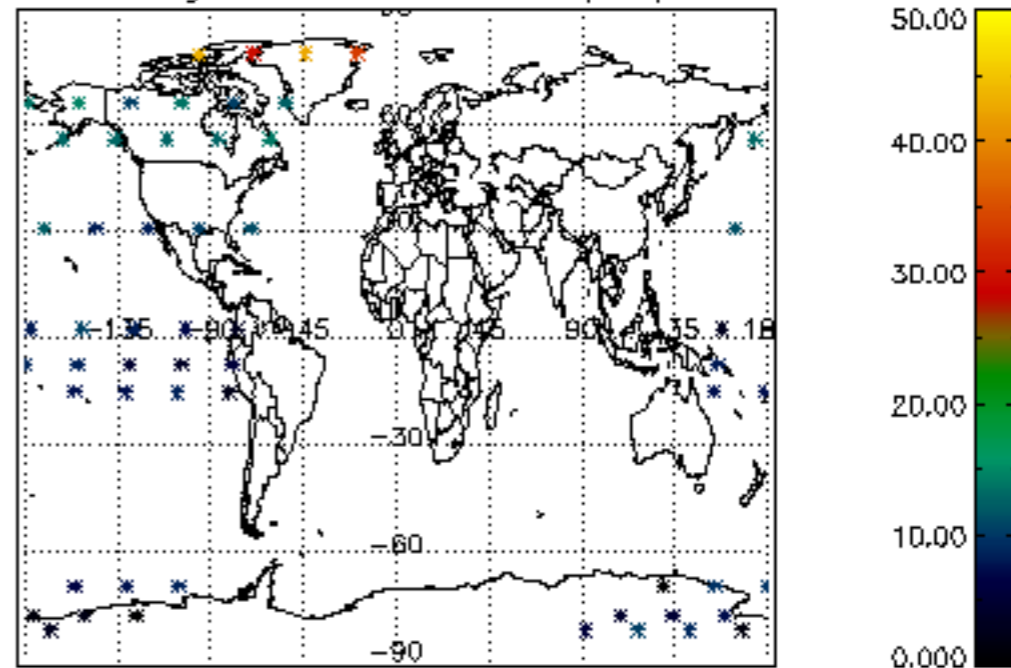
Percentage of datation errors per profile

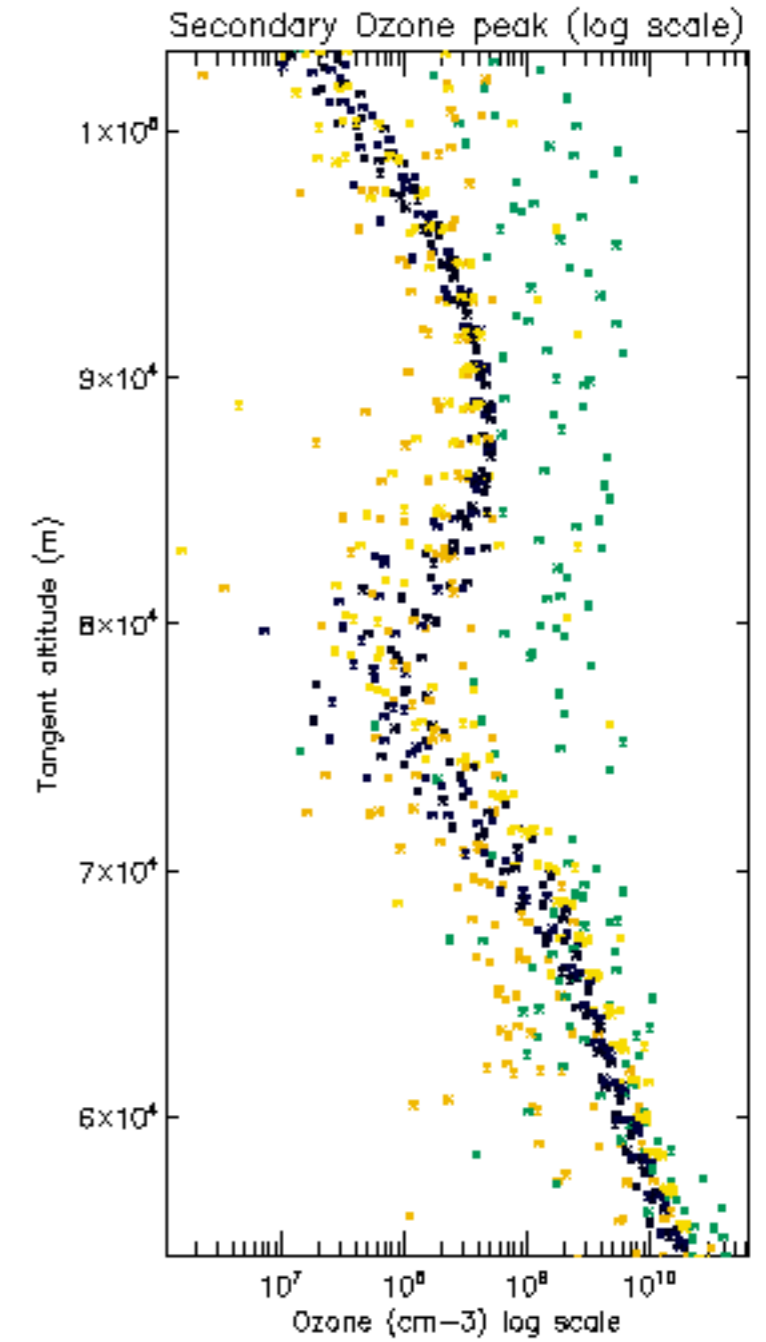
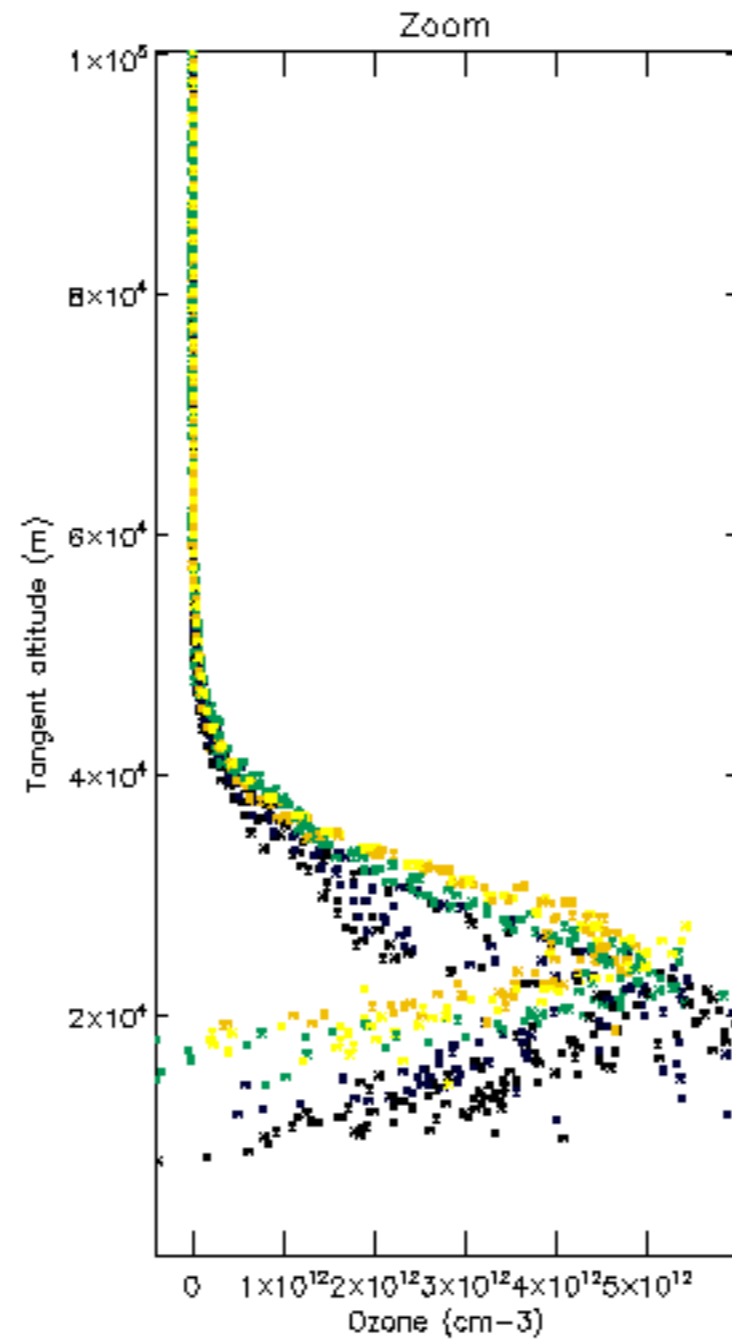
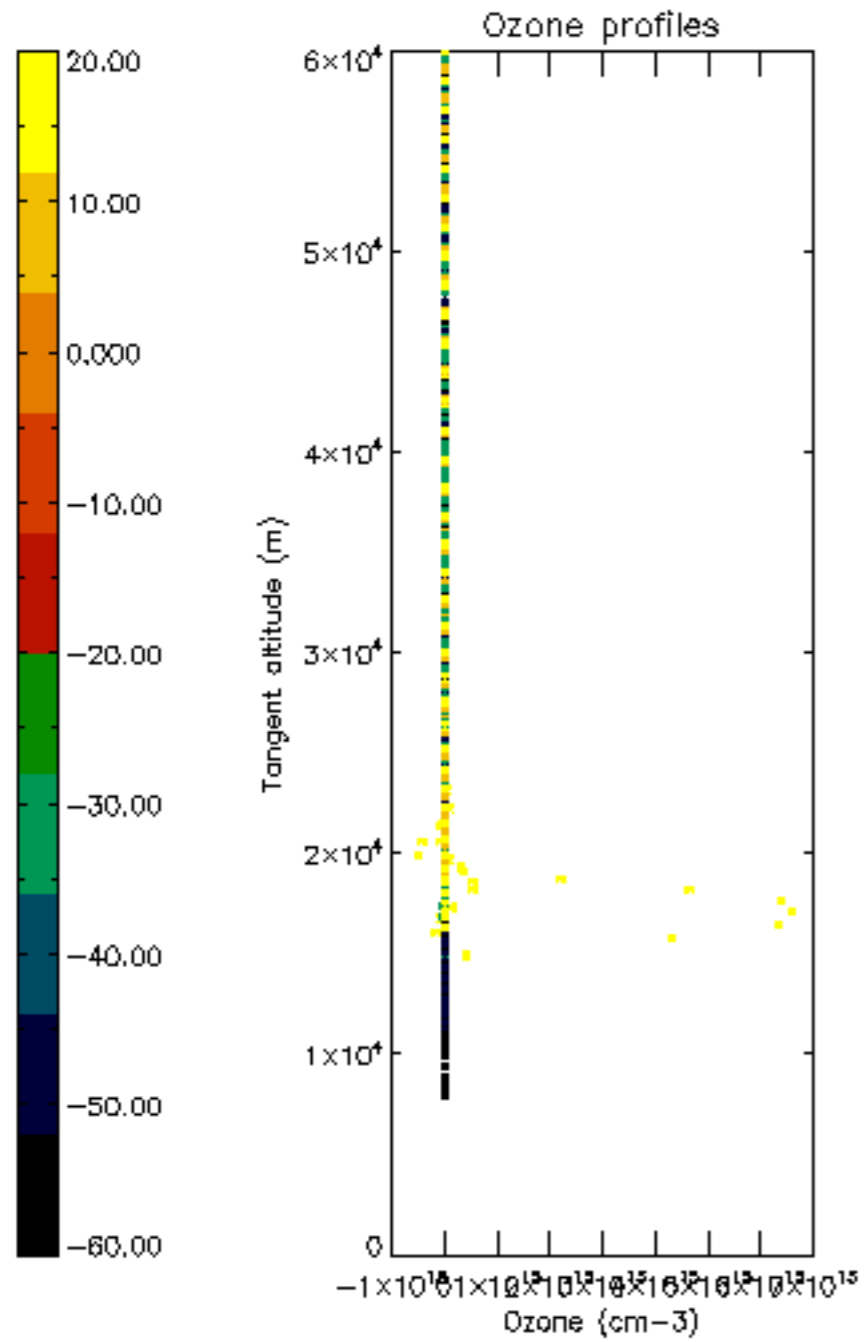


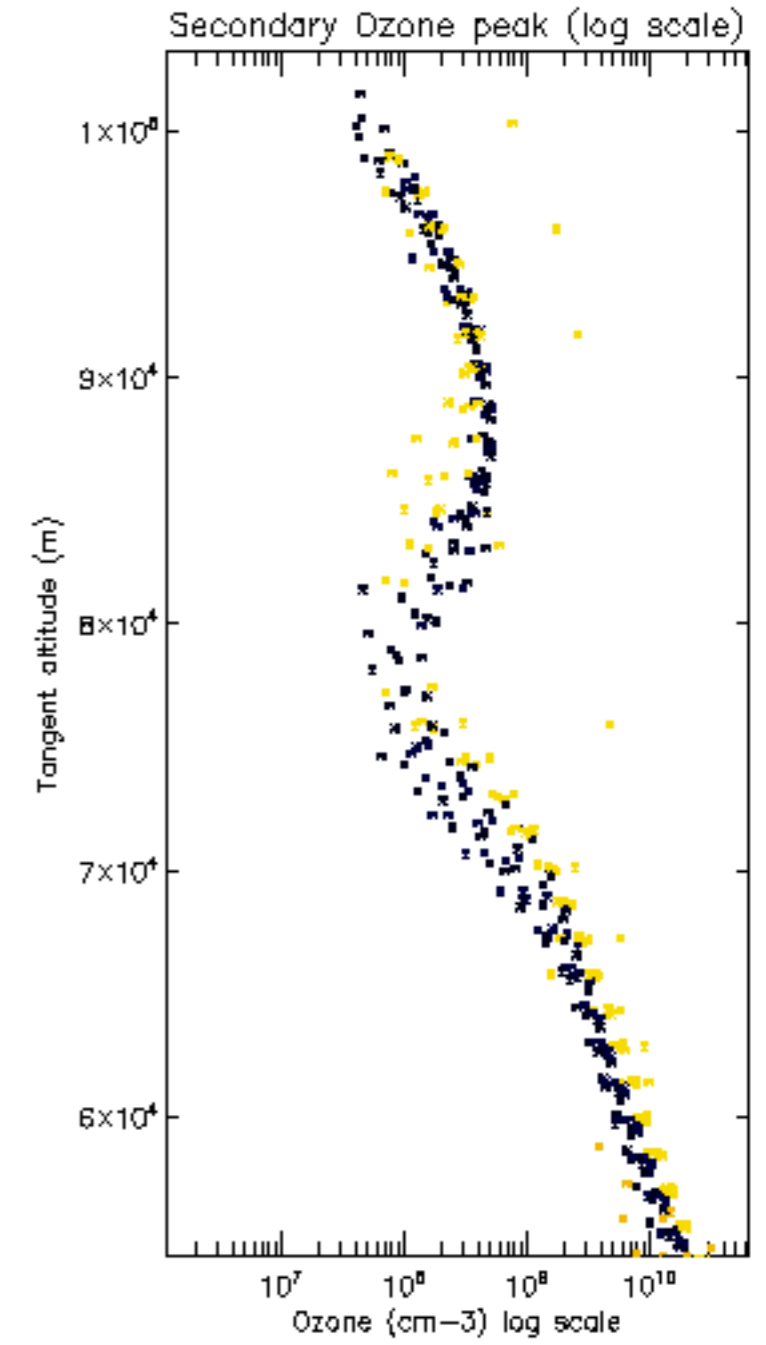
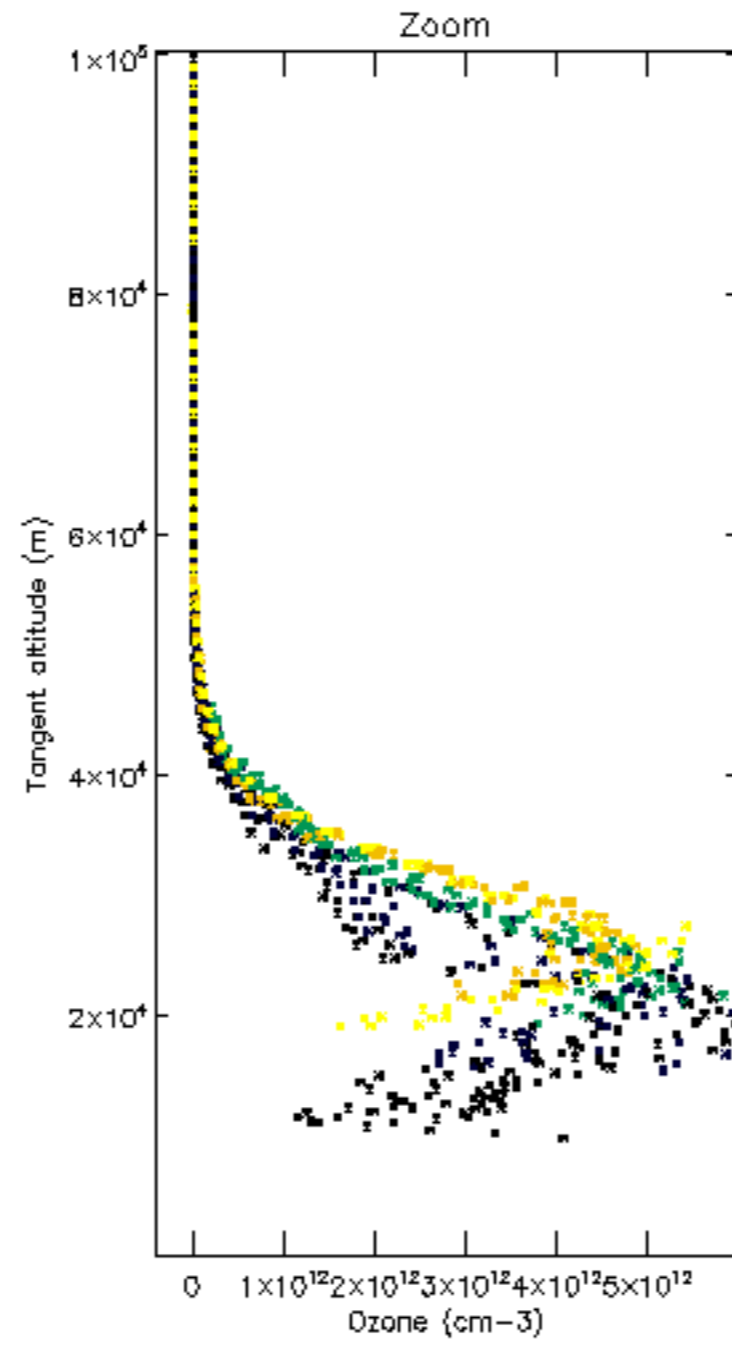
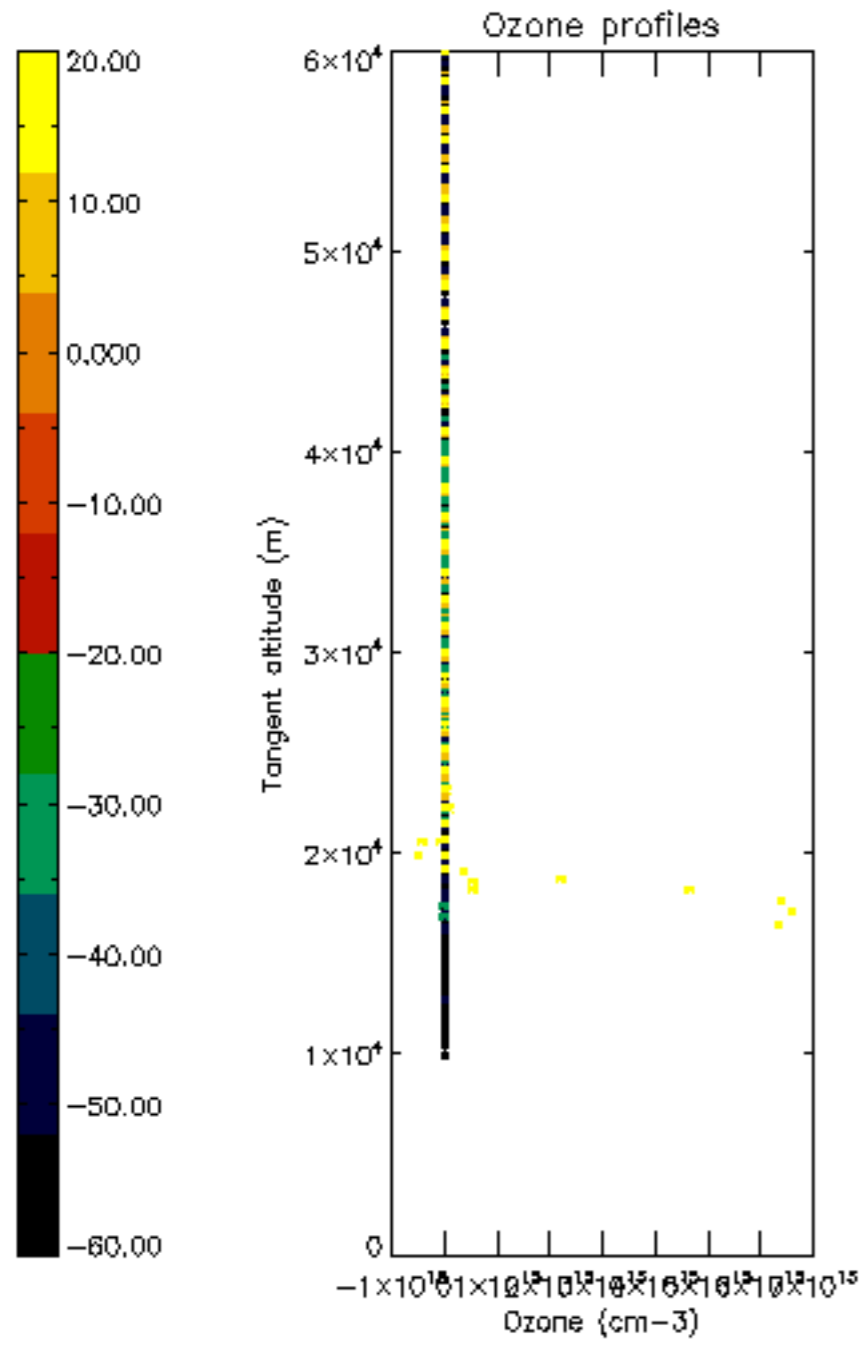
Percentage of star falling outside central band per profile

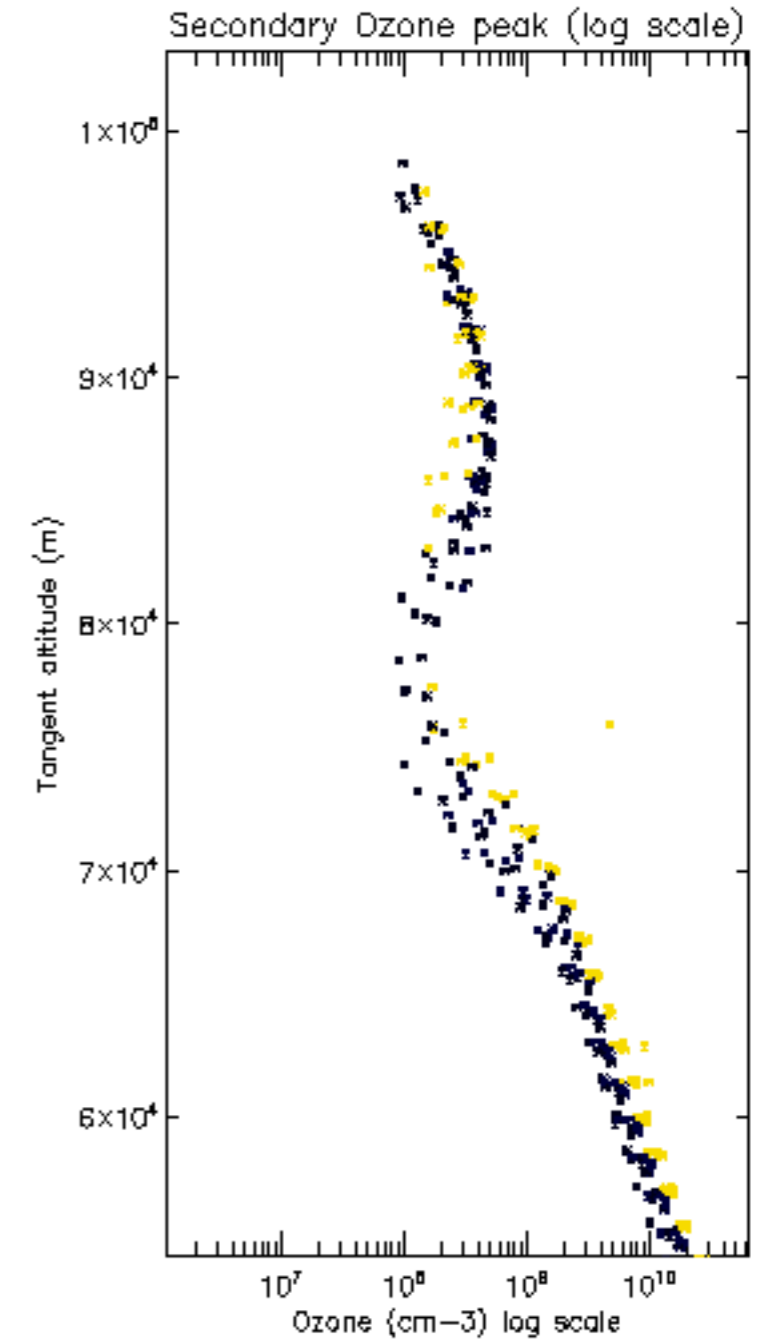
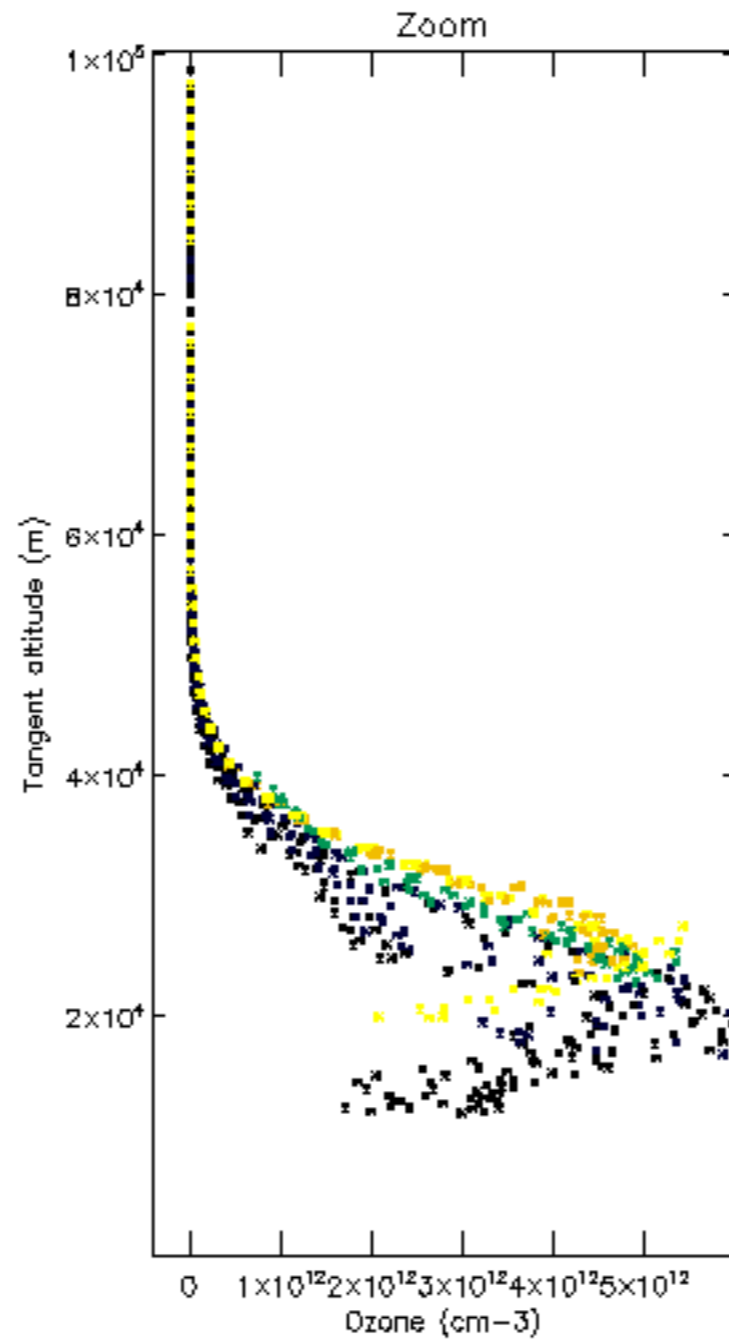
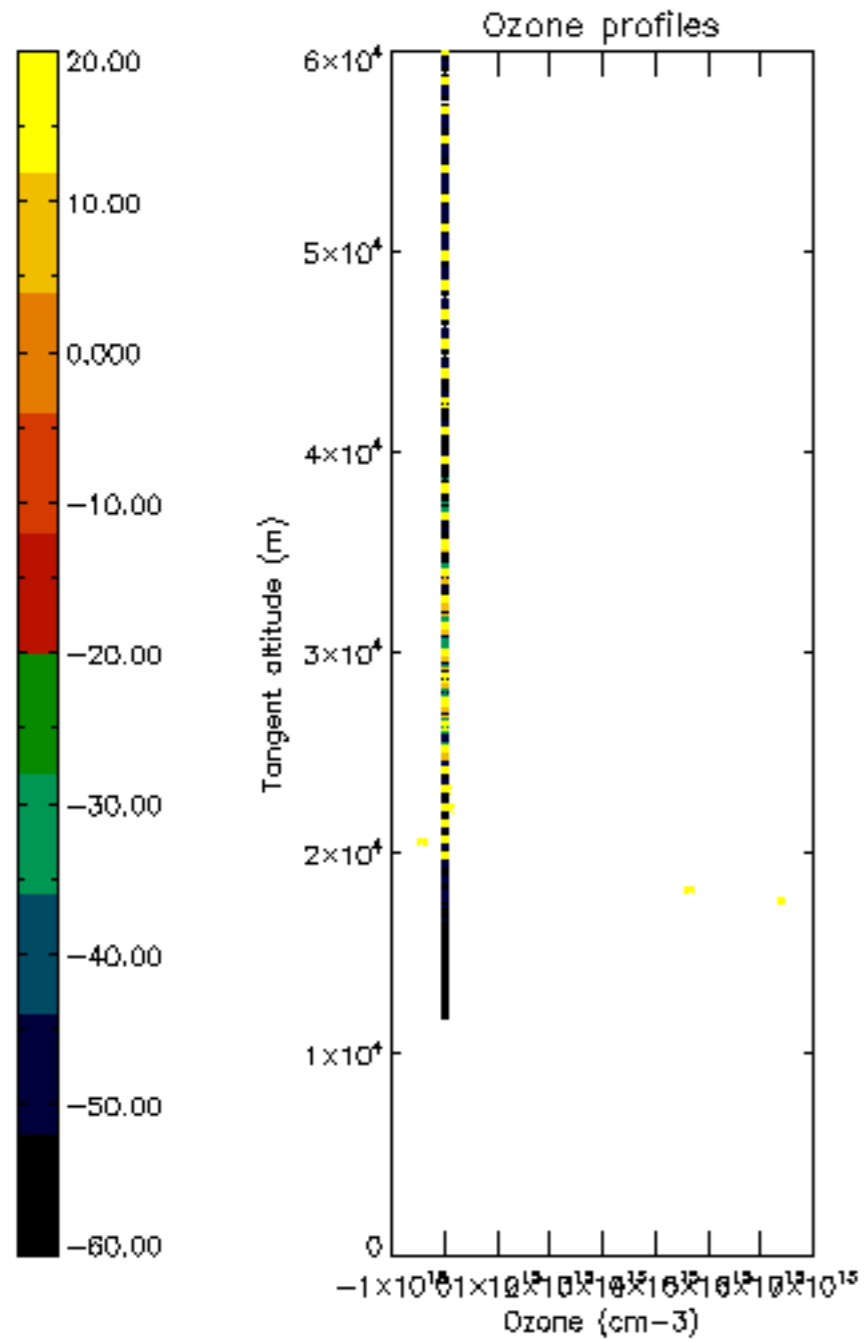


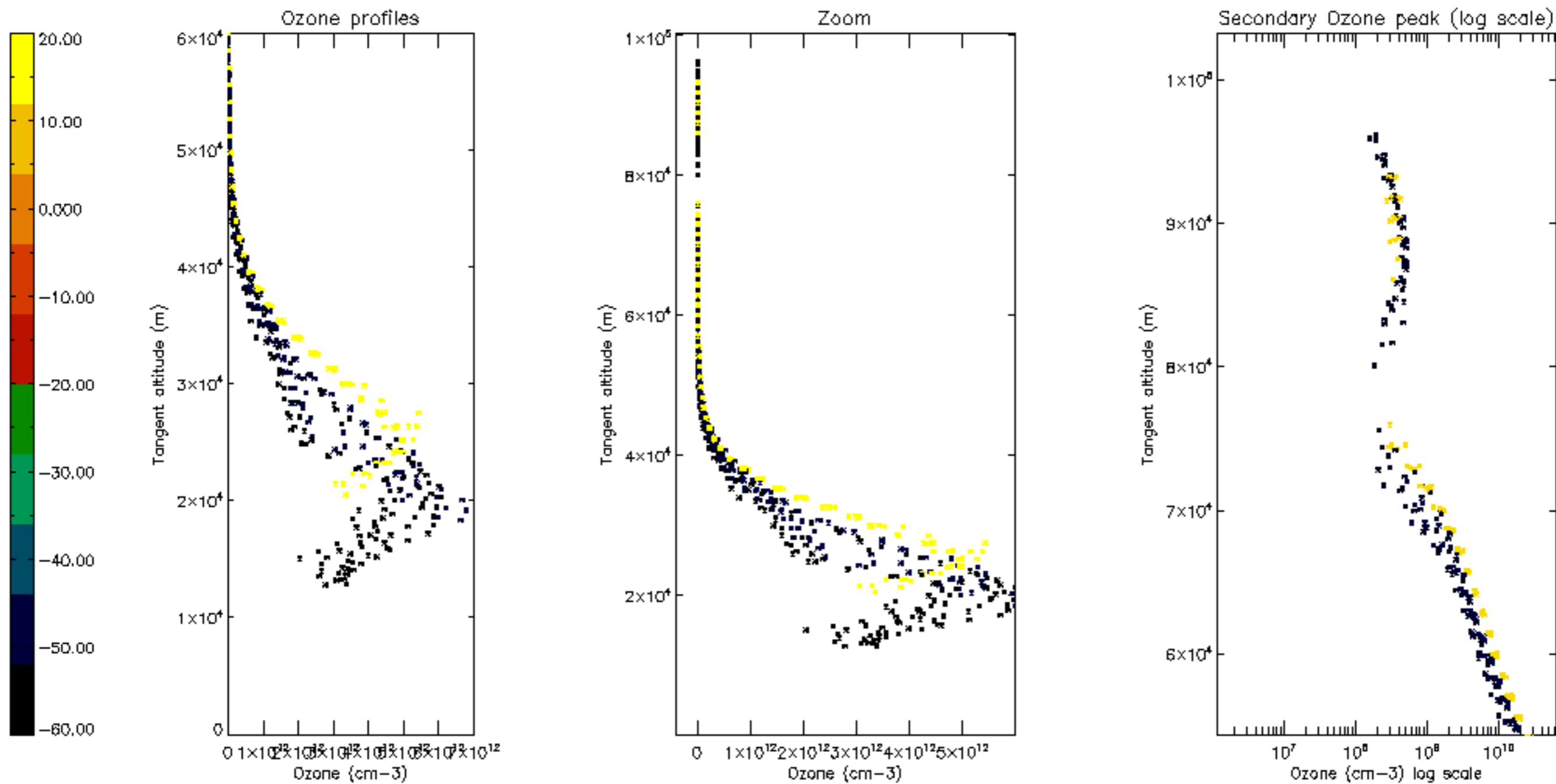
Percentage of saturation errors per profile

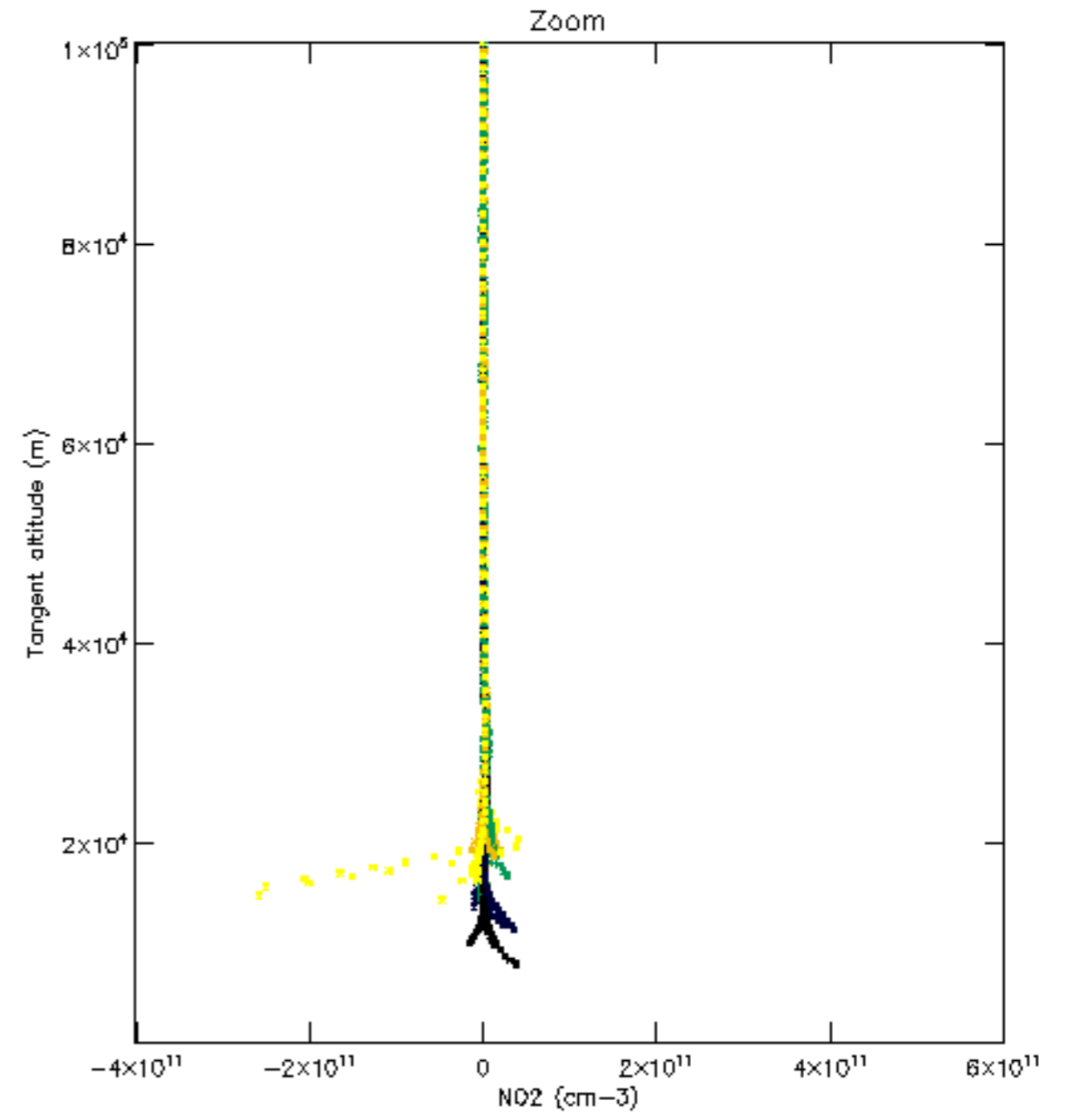
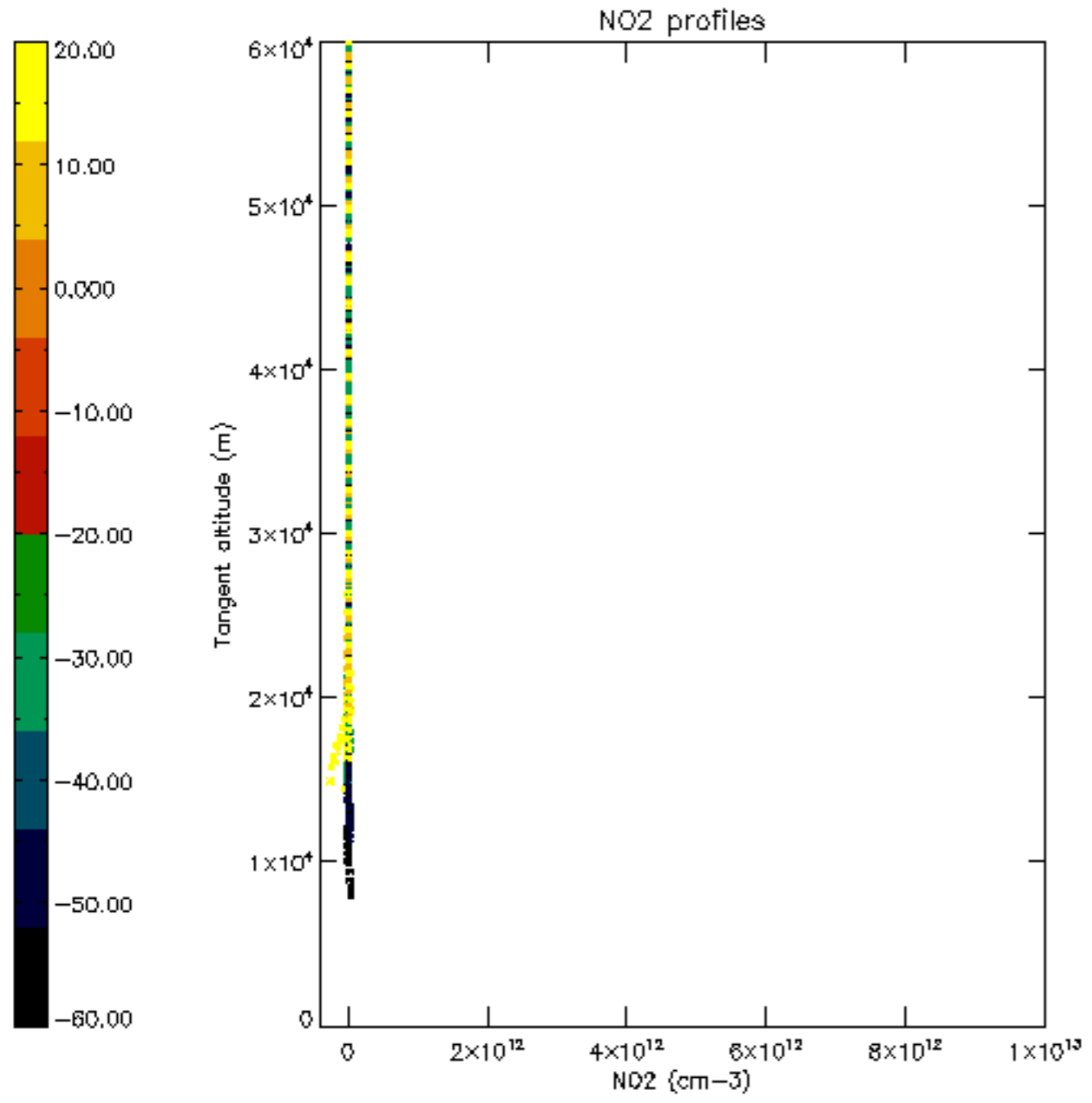


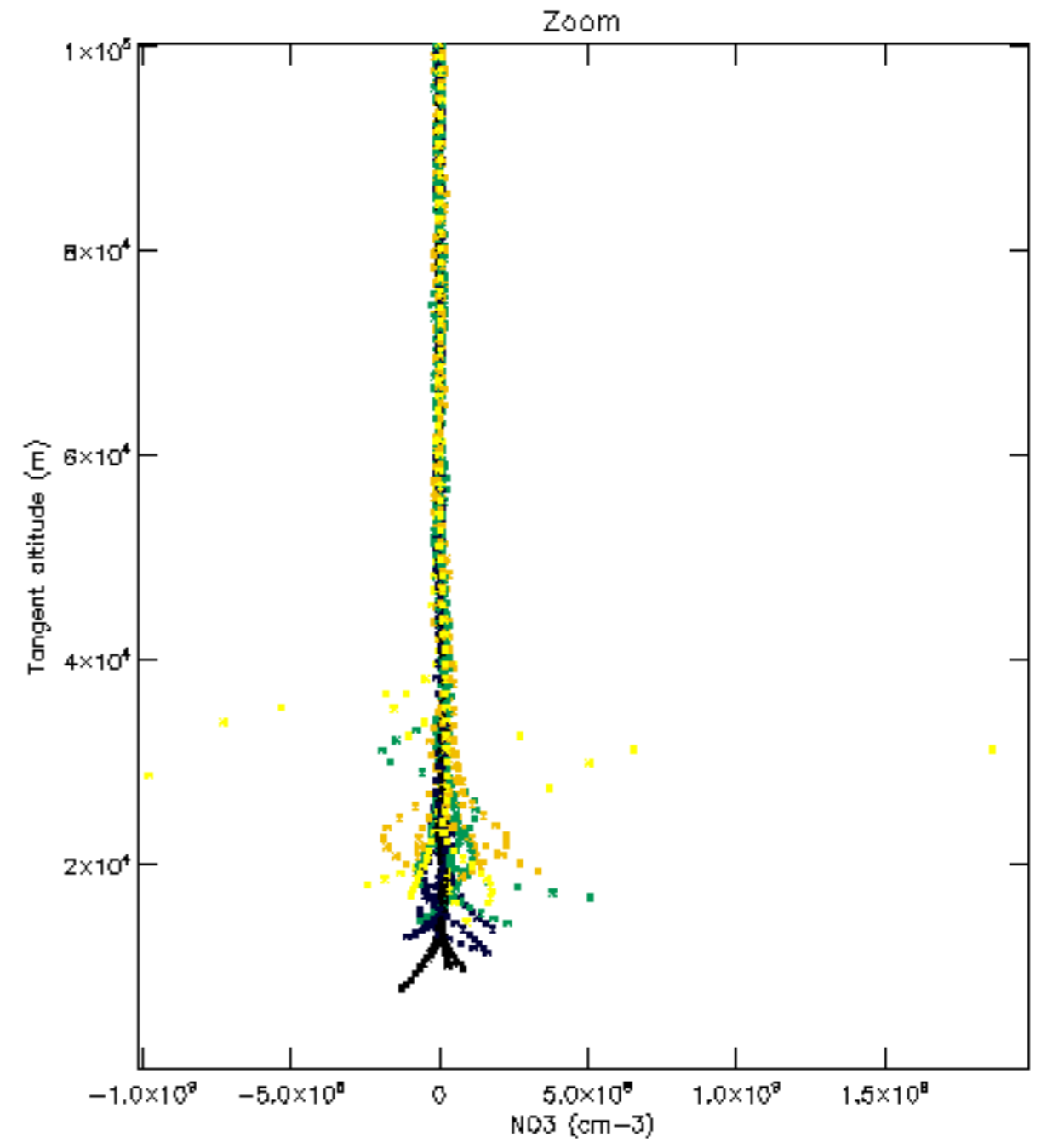
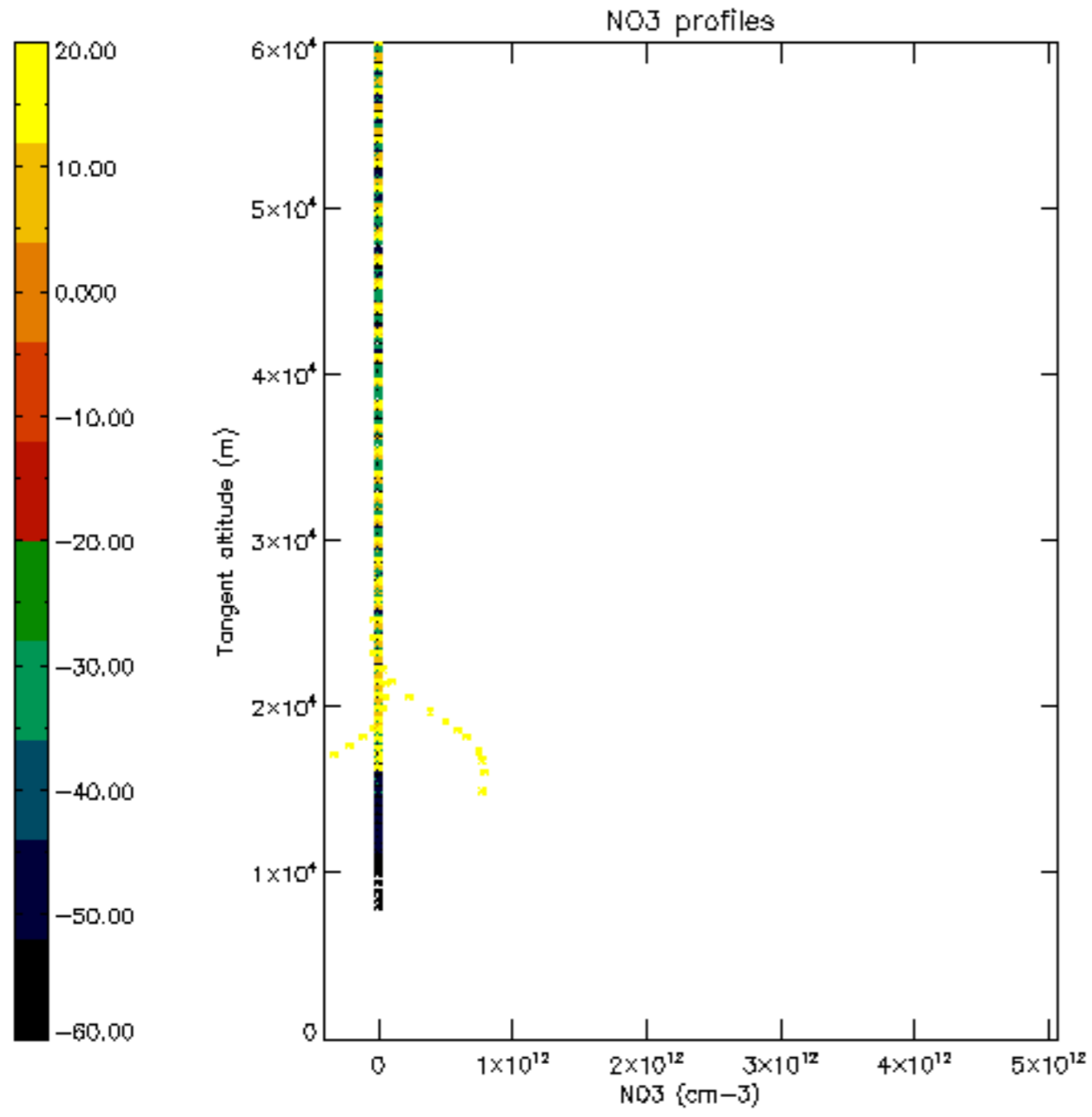


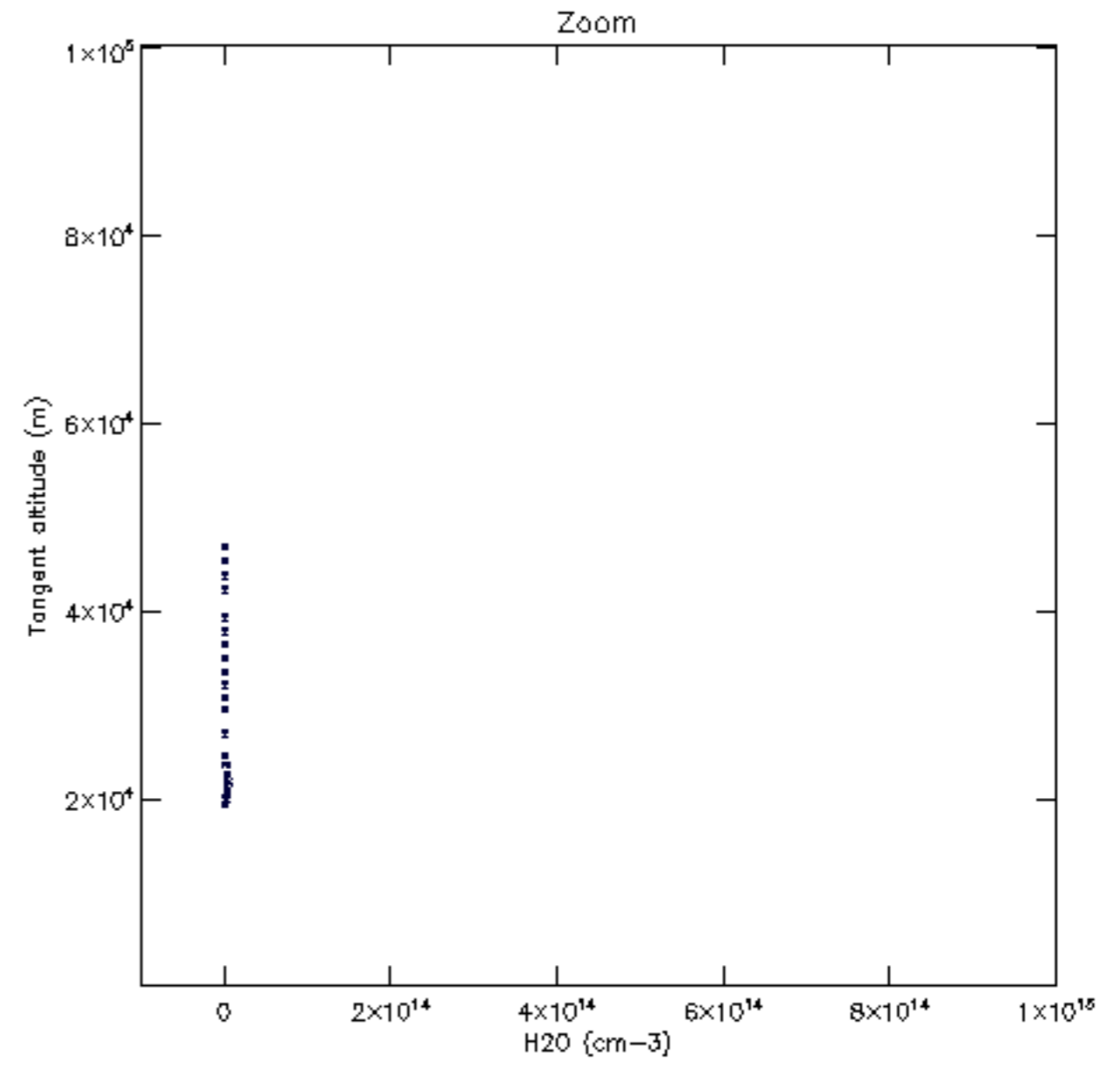
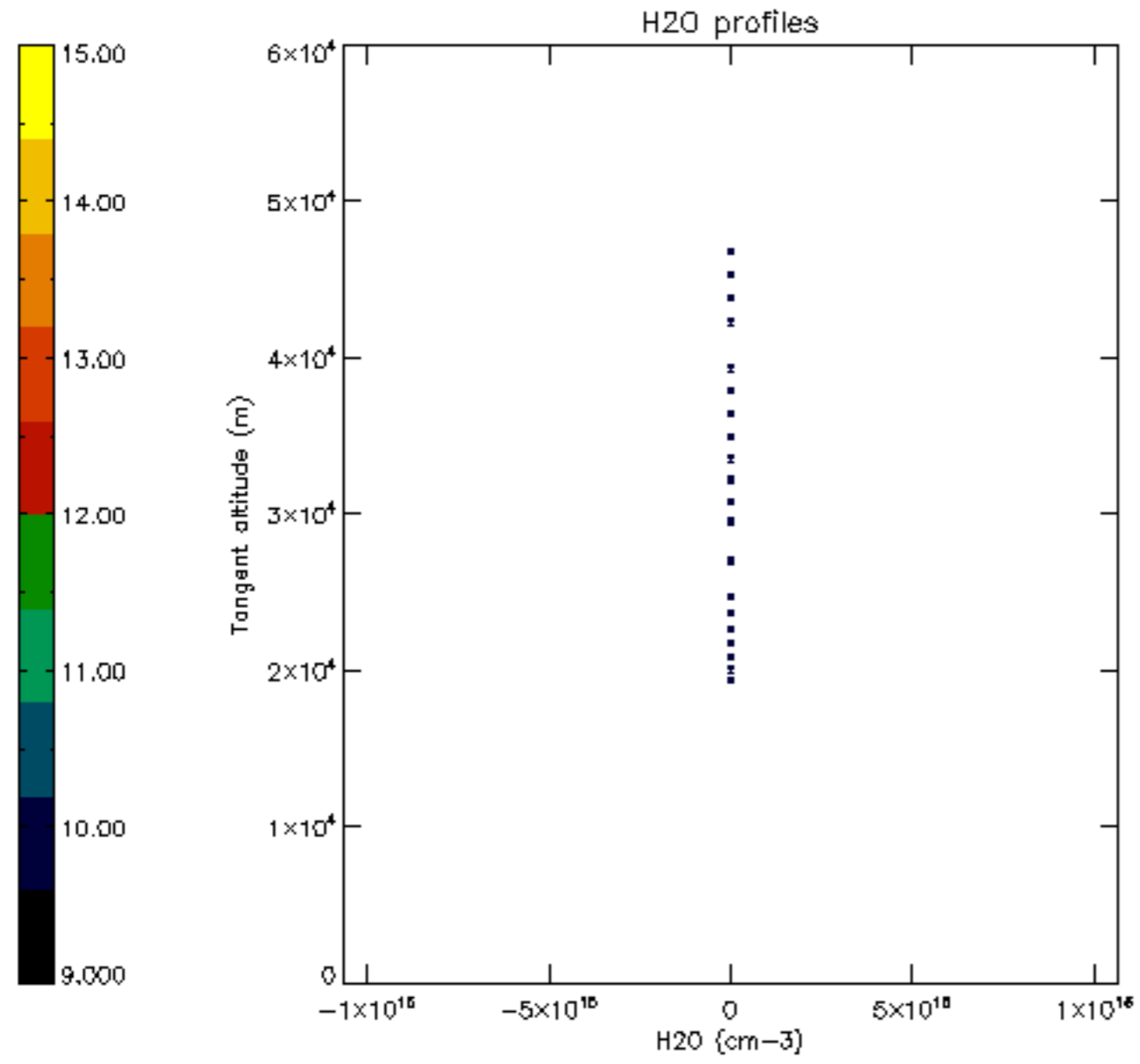


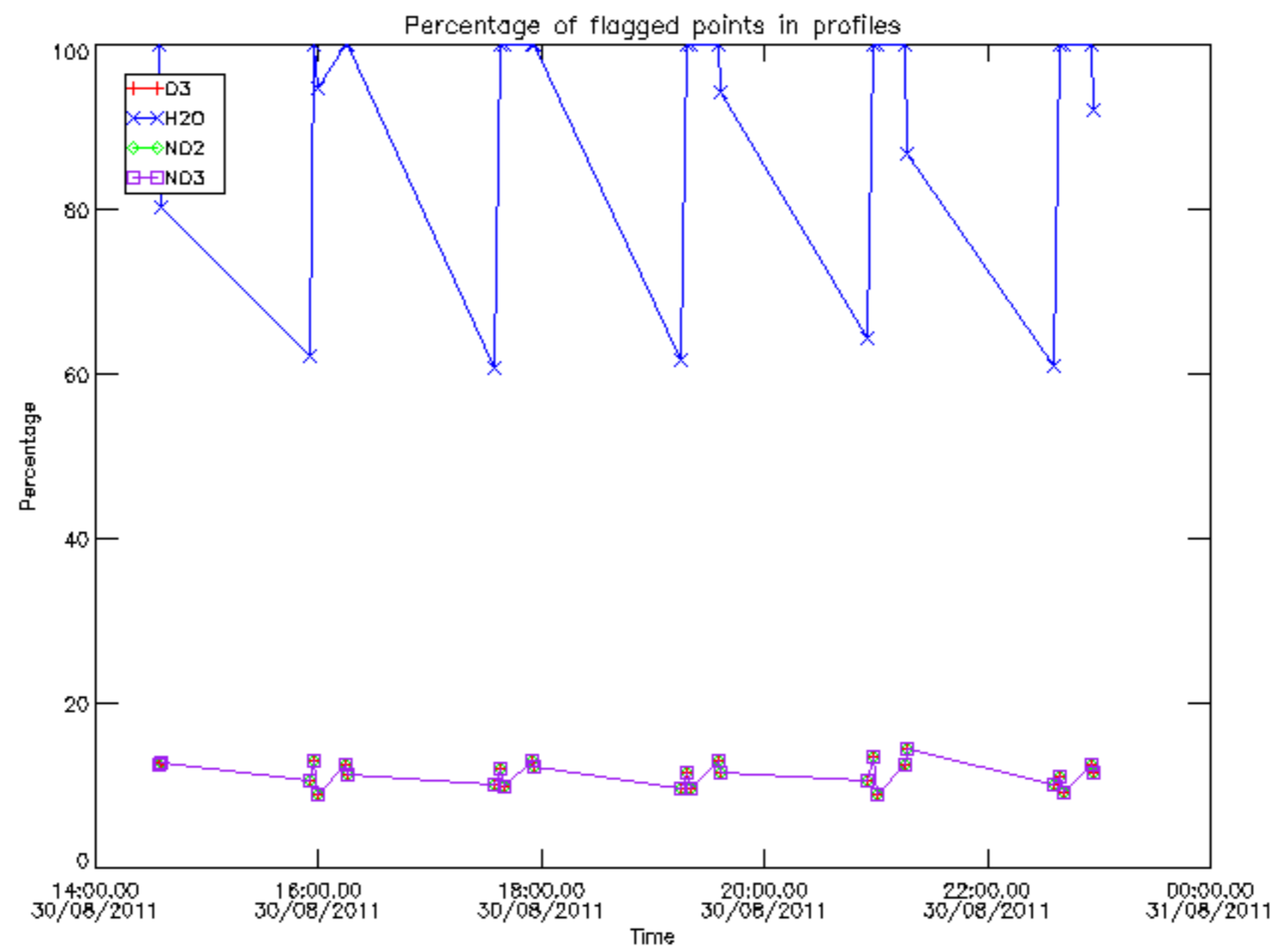




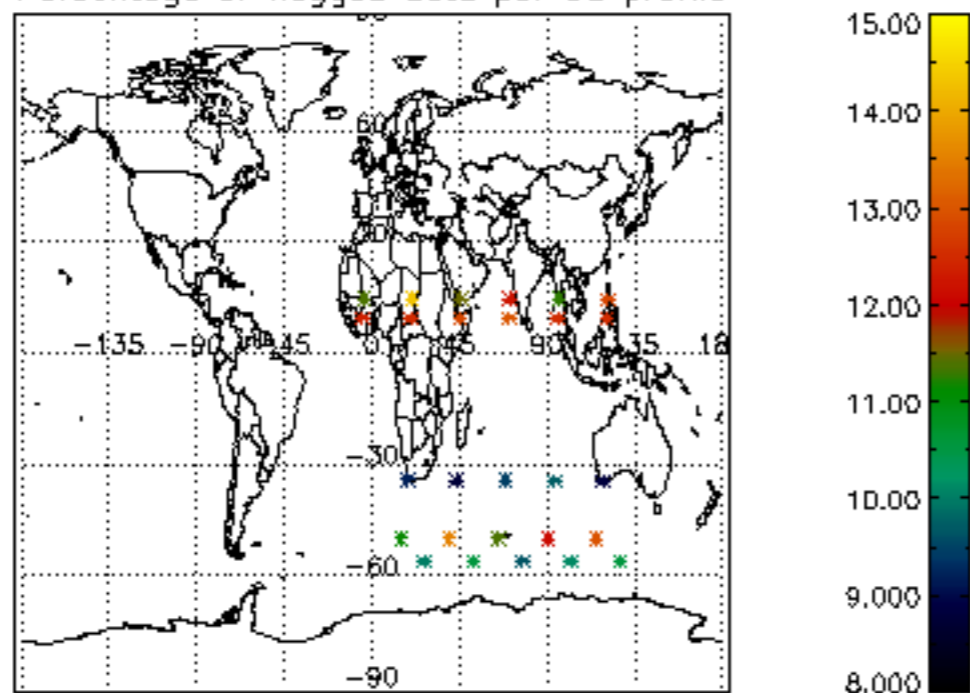




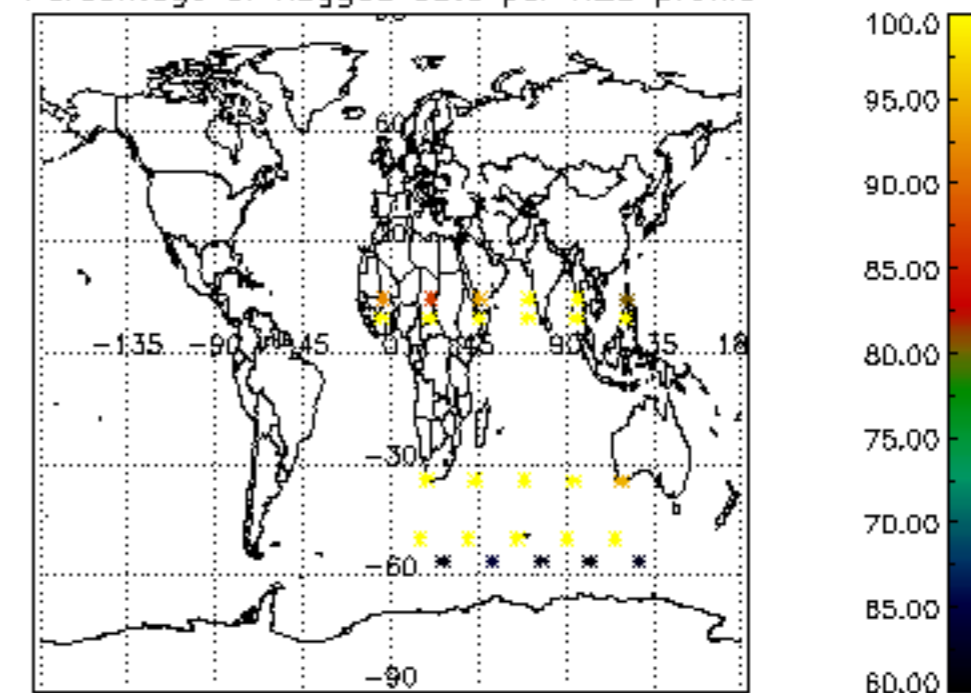




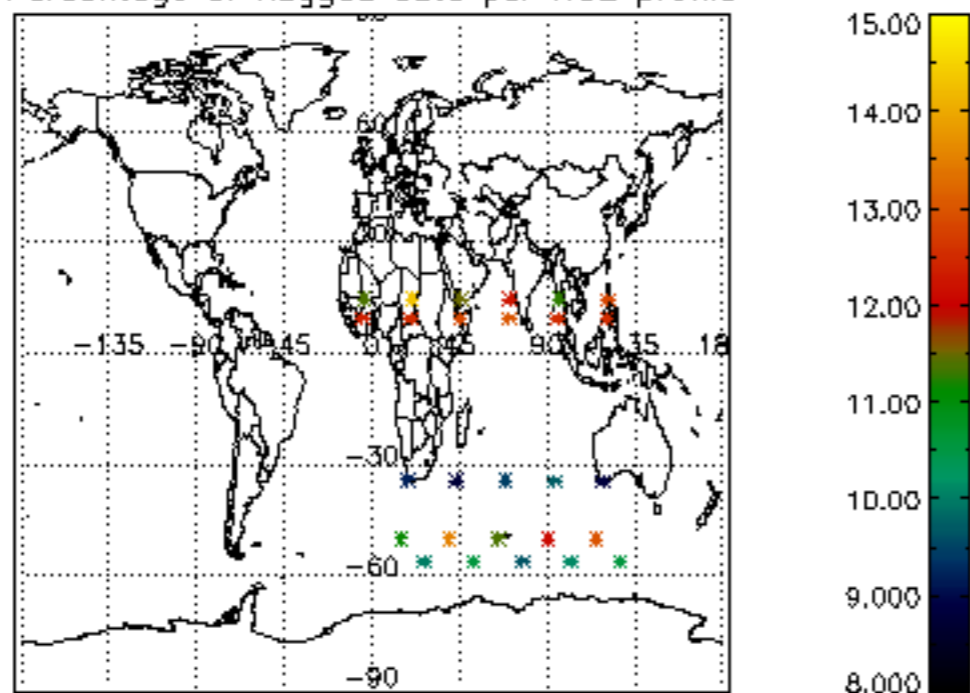
Percentage of flagged data per D3 profile



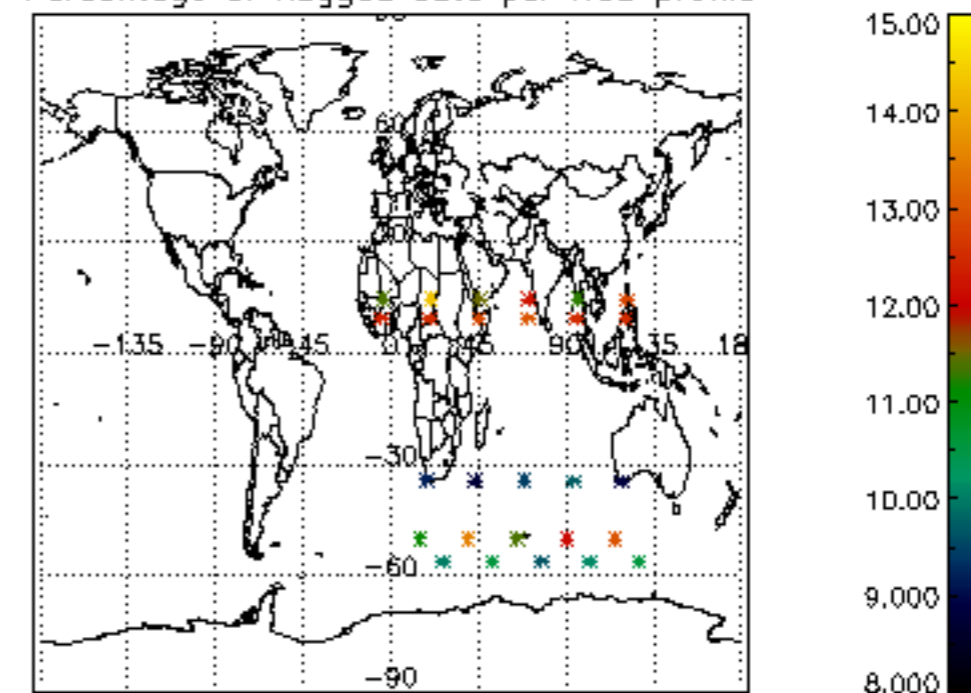
Percentage of flagged data per H2O profile

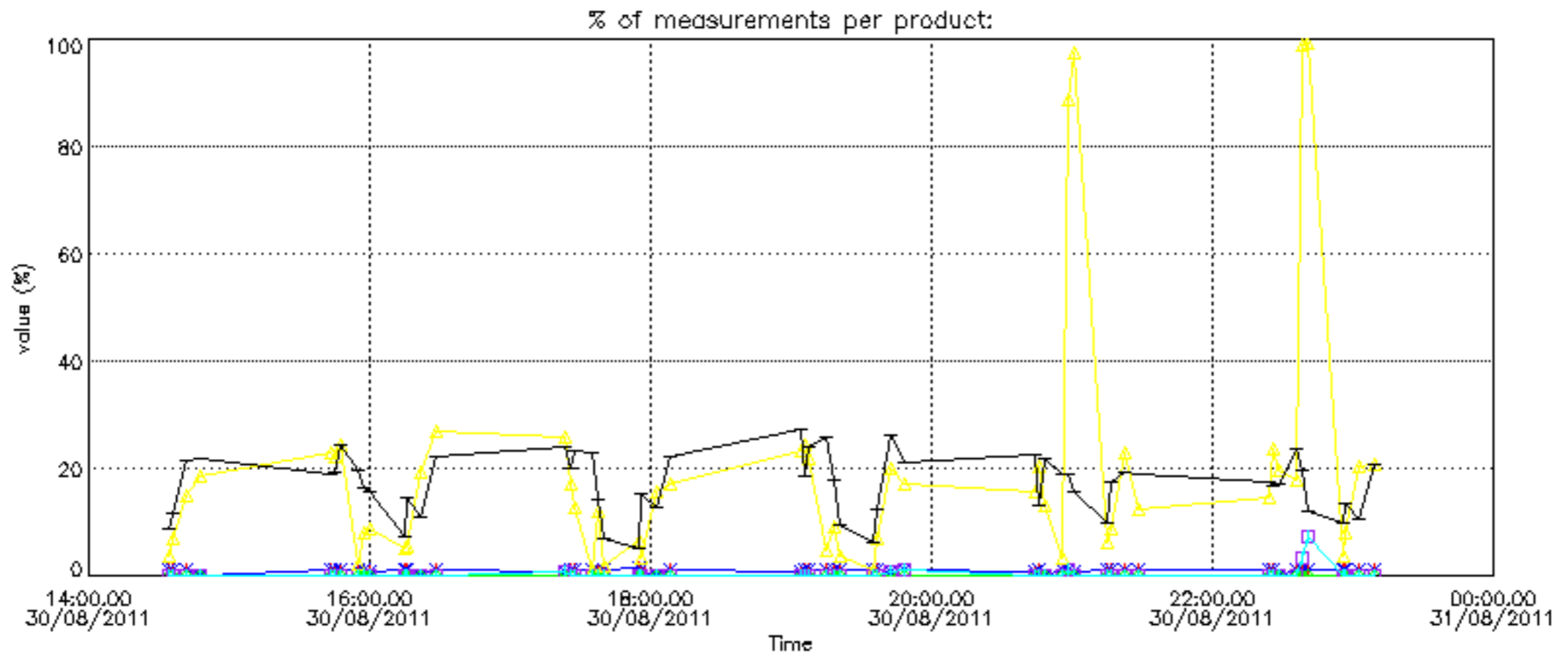


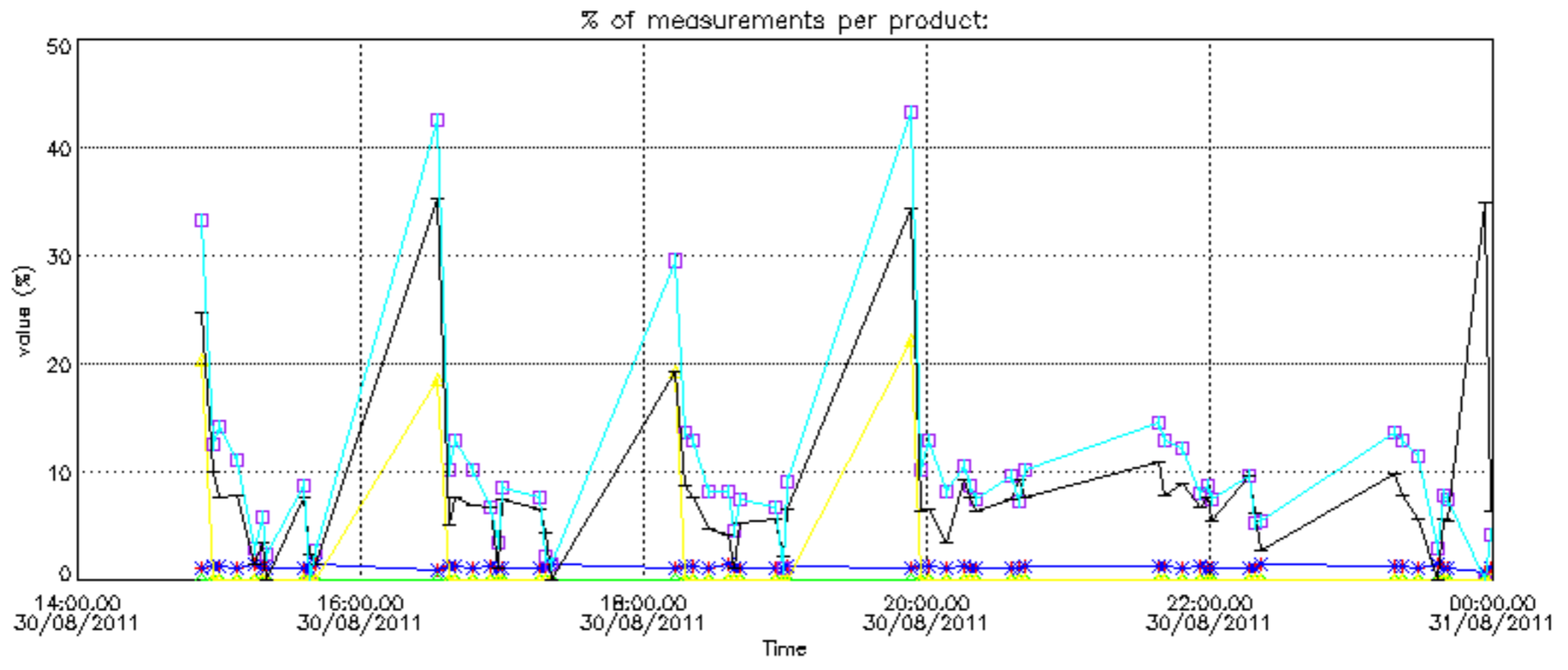
Percentage of flagged data per NO2 profile



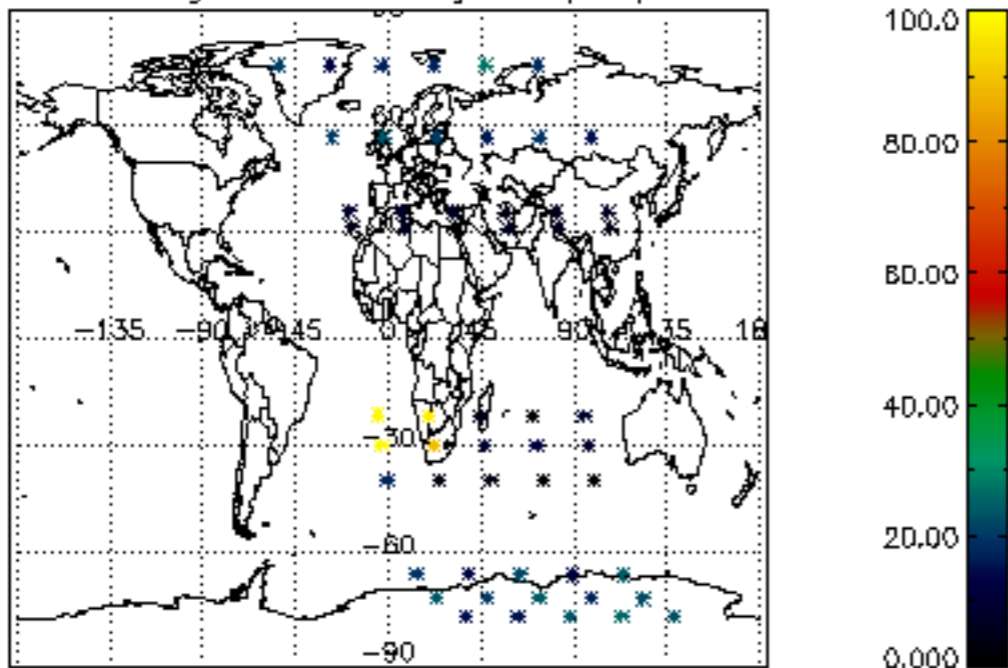
Percentage of flagged data per NO3 profile



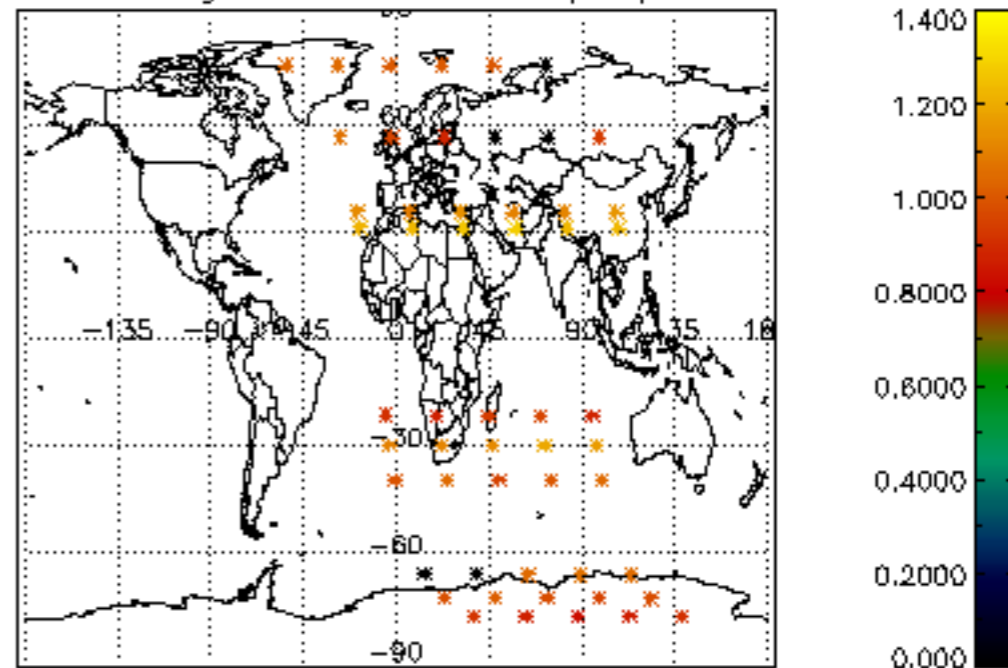




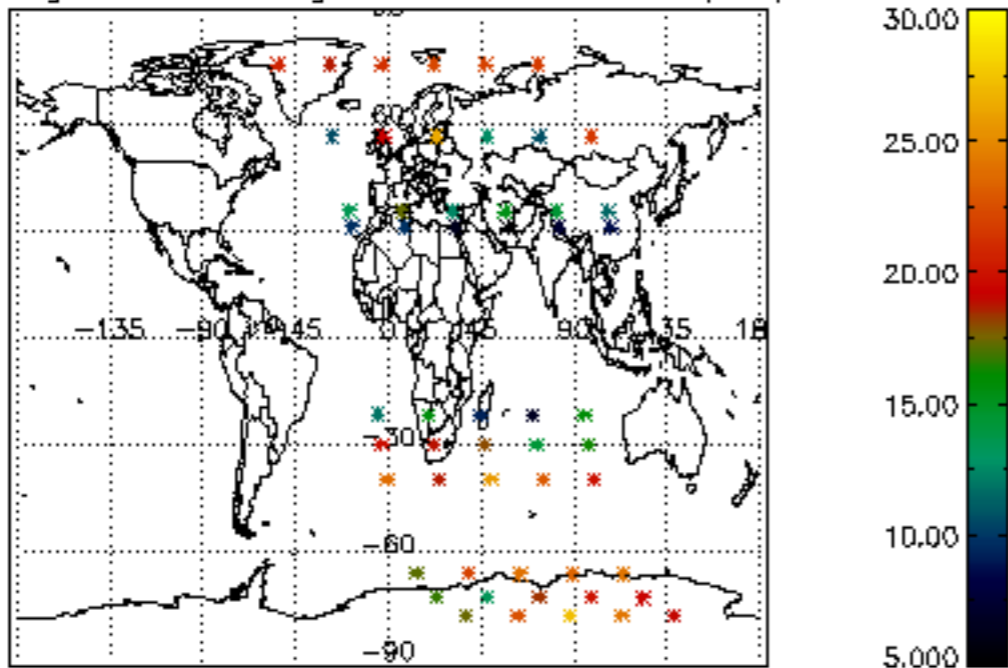
Percentage of cosmic ray hits per profile



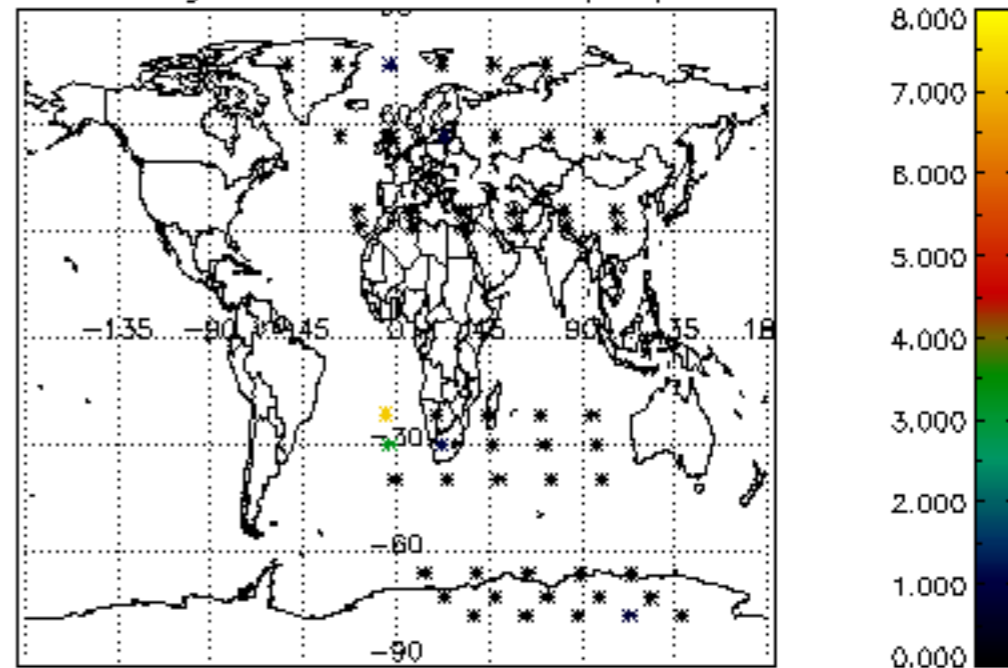
Percentage of datation errors per profile



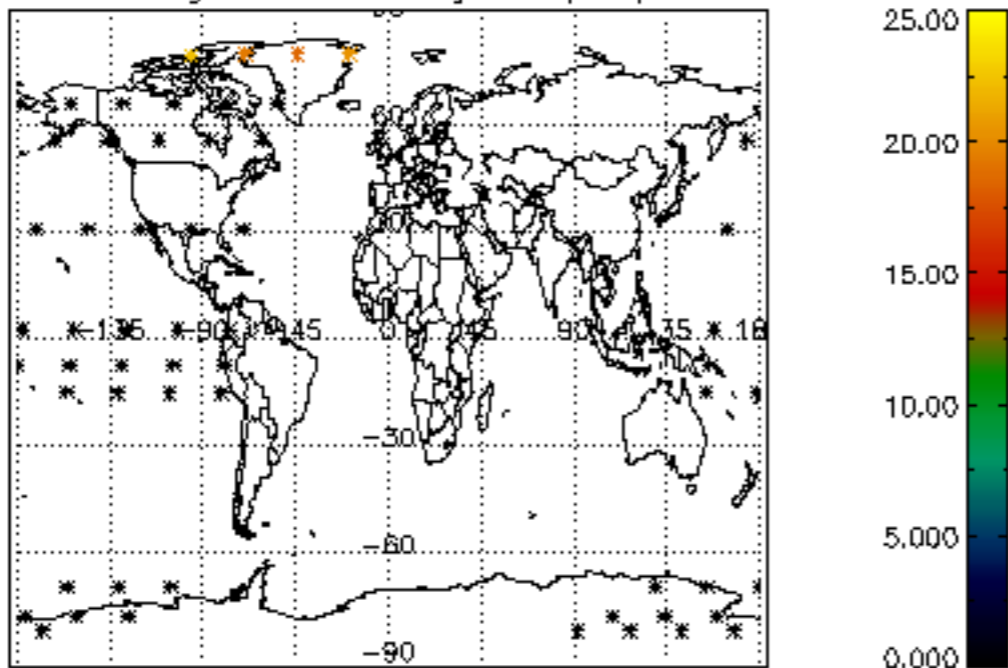
Percentage of star falling outside central band per profile



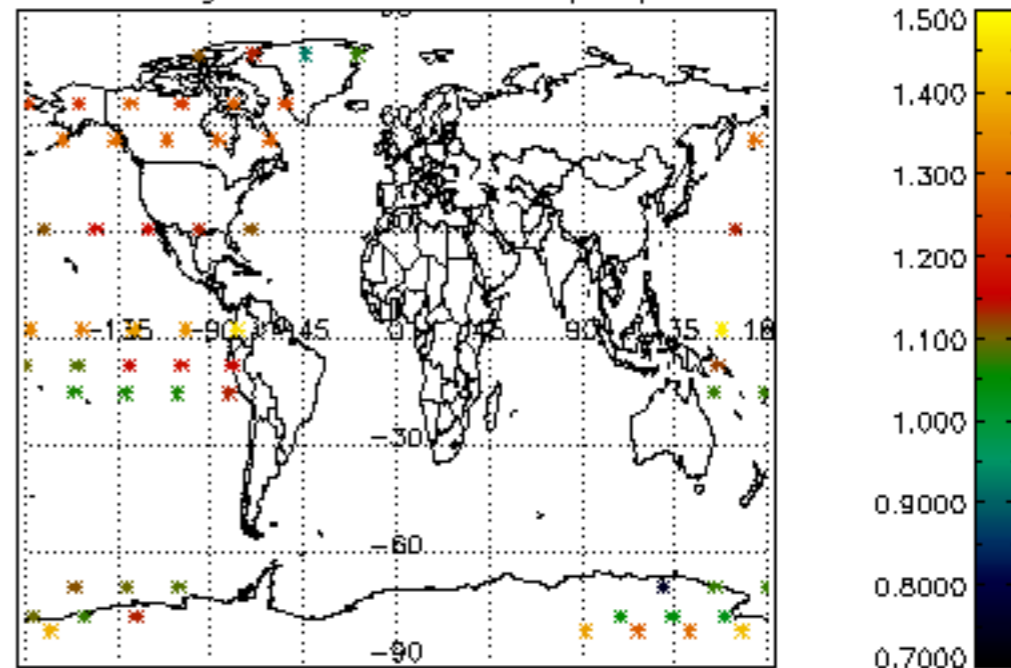
Percentage of saturation errors per profile



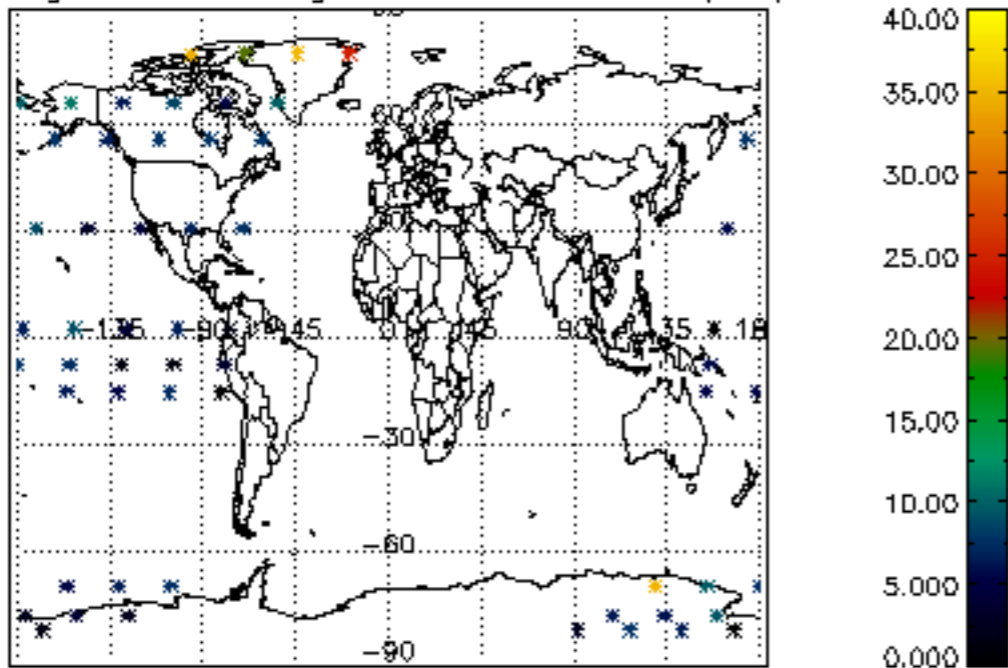
Percentage of cosmic ray hits per profile



Percentage of datation errors per profile



Percentage of star falling outside central band per profile



Percentage of saturation errors per profile

