

GOMOS Level 2 Daily Report

SUMMARY

[1. General Info](#)

[2. Summary of processed GOM_NL_2P products](#)

[3. Level 2 Quality information per product](#)

[3.1 Plot of level 2 quality information per product \(time dependant\)](#)

[3.2 Plot of level 2 quality information per product \(world map\)](#)

[4. Level 1 Quality information per product \(stored on level 2 products\)](#)

[4.1 Plot of level 1 quality information per product \(time dependant\)](#)

[4.1.1 Plot of level 1 quality information per product \(time dependant\): ASCENDING](#)

[4.1.2 Plot of level 1 quality information per product \(time dependant\): DESCENDING](#)

[4.2 Plot of level 1 quality information per product \(world map\)](#)

[4.2.1 Plot of level 1 quality information per product \(world map\): ASCENDING](#)

[4.2.2 Plot of level 1 quality information per product \(world map\): DESCENDING](#)

[5. Ozone profiles based on quality statistics and other trace gas profiles](#)

[5.1 Ozone statistics based on quality of products](#)

[5.2 Plot ozone profiles for all STD \(dark without errors\)](#)

[5.3 Plot ozone profiles where STD < 20% \(dark without errors\)](#)

[5.4. Plot ozone profiles where STD < 10% \(dark without errors\)](#)

[5.5. Plot ozone profiles where STD < 5% \(dark without errors\)](#)

[5.6 Plot NO2 profiles for all STD \(dark without errors\)](#)

[5.7 Plot NO3 profiles for all STD \(dark without errors\)](#)

[5.8 Plot H2O profiles \(only for occultations of stars 1,2,3,4,13,14,16,26,63 dark without errors\) for all STD](#)

[6. Auxiliary Data Files used for the production reported in section 2](#)

This report presents the daily analysis on parameters extracted from GOMOS level 2 data (GOM_NL__2P). It is intended to monitor some important parameters that will impact the quality of these products. A list of level 2 products (and content) that have arrived during the reporting day to the PCF is also given.

Item	Value
Time of report generation	24APR2013 17:28:43
Data source version	GOMOS/6.01
Start time of products	28-08-2011 (28AUG2011 00:00:00)
Stop time of products	29-08-2011 (29AUG2011 00:00:00)
Store outputs in DB	Yes
Nb of level 2 prods	297
Nb of prods with errors	0

2. Summary of processed GOM_NL__2P products.

Nr	Filename	UTC Start time	Limb	Duration	Star Id	Star Name	Star Mag	Star Temp	Nb Meas	Orbit	Prod. error
1	GOM_NL__2PRFIN20110828_000646_00000453106_00059_49642_7674.N1	28-AUG-2011 00:06:46	Bright	45.000	42	34Bet Aur	1.9000	10200.	90	49642	No
2	GOM_NL__2PRFIN20110828_000929_00000453106_00059_49642_7675.N1	28-AUG-2011 00:09:29	Bright	45.000	107	37The Aur	2.6490	11000.	90	49642	No
3	GOM_NL__2PRFIN20110828_001425_000000553106_00059_49642_7676.N1	28-AUG-2011 00:14:25	Twilight	54.500	151	13Mu Gem	2.8900	3000.0	109	49642	No
4	GOM_NL__2PRFIN20110828_001608_000000513106_00059_49642_7677.N1	28-AUG-2011 00:16:08	Twilight	50.500	44	24Gam Gem	1.9280	11000.	101	49642	No
5	GOM_NL__2PRFIN20110828_001735_000000403106_00059_49642_7678.N1	28-AUG-2011 00:17:35	Twilight	40.000	153	3Bet CMi	2.8940	13100.	80	49642	No
6	GOM_NL__2PRFIN20110828_002024_000000683106_00059_49642_7679.N1	28-AUG-2011 00:20:24	Dark	67.500	14	58Alp Ori	0.87000	3000.0	135	49642	No
7	GOM_NL__2PRFIN20110828_002416_000000523106_00059_49642_7680.N1	28-AUG-2011 00:24:16	Dark	52.000	33	50Zet Ori	1.7660	30000.	104	49642	No
8	GOM_NL__2PRFIN20110828_002539_000000513106_00059_49642_7681.N1	28-AUG-2011 00:25:39	Dark	50.500	1	9Alp CMa	-1.4400	11000.	101	49642	No
9	GOM_NL__2PRFIN20110828_002921_000000533106_00059_49642_7682.N1	28-AUG-2011 00:29:21	Dark	52.500	101	11Alp Lep	2.5820	7000.0	105	49642	No
10	GOM_NL__2PRFIN20110828_004415_000000543106_00060_49643_7675.N1	28-AUG-2011 00:44:15	Dark	54.000	157	The1Eri	2.9060	9300.0	108	49643	No
11	GOM_NL__2PRFIN20110828_004640_000000443106_00060_49643_7676.N1	28-AUG-2011 00:46:40	Dark	43.500	9	Alp Eri	0.45300	24000.	87	49643	No
12	GOM_NL__2PRFIN20110828_005236_000000513106_00060_49643_7677.N1	28-AUG-2011 00:52:36	Straylight	50.500	84	Alp Phe	2.3970	4500.0	101	49643	No
13	GOM_NL__2PRFIN20110828_005857_000000483106_00060_49643_7678.N1	28-AUG-2011 00:58:57	Straylight	47.500	18	24Alp PsA	1.1660	9700.0	95	49643	No
14	GOM_NL__2PRFIN20110828_010352_000000453106_00060_49643_7679.N1	28-AUG-2011 01:03:52	Bright	44.500	142	49Del Cap	2.8500	8900.0	89	49643	No
15	GOM_NL__2PRFIN20110828_010702_000000393106_00060_49643_7680.N1	28-AUG-2011 01:07:02	Bright	39.000	154	22Bet Aqr	2.8990	5700.0	78	49643	No
16	GOM_NL__2PRFIN20110828_010834_000000423106_00060_49643_7681.N1	28-AUG-2011 01:08:34	Bright	41.500	162	34Alp Aqr	2.9440	5350.0	83	49643	No
17	GOM_NL__2PRFIN20110828_011135_000000403106_00060_49643_7682.N1	28-AUG-2011 01:11:35	Bright	39.500	61	8Eps Peg	2.1000	3900.0	79	49643	No
18	GOM_NL__2PRFIN20110828_011858_000000473106_00060_49643_7683.N1	28-AUG-2011 01:18:58	Bright	46.500	164	44Eta Peg	2.9480	5400.0	93	49643	No
19	GOM_NL__2PRFIN20110828_012634_000000383106_00060_49643_7684.N1	28-AUG-2011 01:26:34	Bright	37.500	89	5Alp Cep	2.4510	8000.0	75	49643	No
20	GOM_NL__2PRFIN20110828_012943_000000463106_00060_49643_7685.N1	28-AUG-2011 01:29:43	Bright	45.500	74	11Bet Cas	2.2680	6600.0	91	49643	No
21	GOM_NL__2PRFIN20110828_013153_000000453106_00060_49643_7686.N1	28-AUG-2011 01:31:53	Bright	44.500	76	27Gam Cas	2.3000	30000.	89	49643	No
22	GOM_NL__2PRFIN20110828_014700_000000463106_00060_49643_7687.N1	28-AUG-2011 01:47:00	Bright	45.500	42	34Bet Aur	1.9000	10200.	91	49643	No
23	GOM_NL__2PRFIN20110828_014943_000000553106_00060_49643_7688.N1	28-AUG-2011 01:49:43	Bright	54.500	107	37The Aur	2.6490	11000.	109	49643	No
24	GOM_NL__2PRFIN20110828_015439_000000563106_00060_49643_7689.N1	28-AUG-2011 01:54:39	Twilight	56.000	151	13Mu Gem	2.8900	3000.0	112	49643	No
25	GOM_NL__2PRFIN20110828_015622_000000493106_00060_49643_7690.N1	28-AUG-2011 01:56:22	Twilight	49.000	44	24Gam Gem	1.9280	11000.	98	49643	No
26	GOM_NL__2PRFIN20110828_015749_000000413106_00060_49643_7691.N1	28-AUG-2011 01:57:49	Twilight	40.500	153	3Bet CMi	2.8940	13100.	81	49643	No
27	GOM_NL__2PRFIN20110828_020039_000000733106_00060_49643_7692.N1	28-AUG-2011 02:00:39	Dark	72.500	14	58Alp Ori	0.87000	3000.0	145	49643	No
28	GOM_NL__2PRFIN20110828_020431_000000523106_00060_49643_7693.N1	28-AUG-2011 02:04:31	Dark	52.000	33	50Zet Ori	1.7660	30000.	104	49643	No
29	GOM_NL__2PRFIN20110828_020554_000000483106_00060_49643_7694.N1	28-AUG-2011 02:05:54	Dark	48.000	1	9Alp CMa	-1.4400	11000.	96	49643	No
30	GOM_NL__2PRFIN20110828_020936_000000543106_00060_49643_7695.N1	28-AUG-2011 02:09:36	Dark	54.000	101	11Alp Lep	2.5820	7000.0	108	49643	No
31	GOM_NL__2PRFIN20110828_022431_000000563106_00061_49644_7697.N1	28-AUG-2011 02:24:31	Dark	55.500	157	The1Eri	2.9060	9300.0	111	49644	No
32	GOM_NL__2PRFIN20110828_022654_000000473106_00061_49644_7698.N1	28-AUG-2011 02:26:54	Dark	47.000	9	Alp Eri	0.45300	24000.	94	49644	No
33	GOM_NL__2PRFIN20110828_023251_000000523106_00061_49644_7699.N1	28-AUG-2011 02:32:51	Straylight	52.000	84	Alp Phe	2.3970	4500.0	104	49644	No
34	GOM_NL__2PRFIN20110828_023911_000000483106_00061_49644_7700.N1	28-AUG-2011 02:39:11	Straylight	47.500	18	24Alp PsA	1.1660	9700.0	95	49644	No
35	GOM_NL__2PRFIN20110828_024406_000000513106_00061_49644_7701.N1	28-AUG-2011 02:44:06	Bright	50.500	142	49Del Cap	2.8500	8900.0	101	49644	No
36	GOM_NL__2PRFIN20110828_024716_000000403106_00061_49644_7702.N1	28-AUG-2011 02:47:16	Bright	39.500	154	22Bet Aqr	2.8990	5700.0	79	49644	No
37	GOM_NL__2PRFIN20110828_024848_000000423106_00061_49644_7703.N1	28-AUG-2011 02:48:48	Bright	41.500	162	34Alp Aqr	2.9440	5350.0	83	49644	No
38	GOM_NL__2PRFIN20110828_025149_000000393106_00061_49644_7704.N1	28-AUG-2011 02:51:49	Bright	39.000	61	8Eps Peg	2.1000	3900.0	78	49644	No
39	GOM_NL__2PRFIN20110828_025912_000000463106_00061_49644_7705.N1	28-AUG-2011 02:59:12	Bright	46.000	164	44Eta Peg	2.9480	5400.0	92	49644	No
40	GOM_NL__2PRFIN20110828_030648_000000373106_00061_49644_7706.N1	28-AUG-2011 03:06:48	Bright	36.500	89	5Alp Cep	2.4510	8000.0	73	49644	No
41	GOM_NL__2PRFIN20110828_030956_000000433106_00061_49644_7707.N1	28-AUG-2011 03:09:56	Bright	43.000	74	11Bet Cas	2.2680	6600.0	86	49644	No
42	GOM_NL__2PRFIN20110828_031206_000000443106_00061_49644_7708.N1	28-AUG-2011 03:12:06	Bright	43.500	76	27Gam Cas	2.3000	30000.	87	49644	No

43	GOM_NL__2PRFIN20110828_032714_000000463106_00061_49644_7709.N1	28-AUG-2011 03:27:14	Bright	45.500	42	34Bet Aur	1.9000	10200.	91	49644	No
44	GOM_NL__2PRFIN20110828_032957_000000663106_00061_49644_7710.N1	28-AUG-2011 03:29:57	Bright	66.000	107	37The Aur	2.6490	11000.	132	49644	No
45	GOM_NL__2PRFIN20110828_033453_000000573106_00061_49644_7711.N1	28-AUG-2011 03:34:53	Twilight	57.000	151	13Mu Gem	2.8900	3000.0	114	49644	No
46	GOM_NL__2PRFIN20110828_033636_000000493106_00061_49644_7712.N1	28-AUG-2011 03:36:36	Twilight	48.500	44	24Gam Gem	1.9280	11000.	97	49644	No
47	GOM_NL__2PRFIN20110828_033803_000000403106_00061_49644_7713.N1	28-AUG-2011 03:38:03	Twilight	40.000	153	3Bet CMi	2.8940	13100.	80	49644	No
48	GOM_NL__2PRFIN20110828_034054_000000733106_00061_49644_7714.N1	28-AUG-2011 03:40:54	Dark	72.500	14	58Alp Ori	0.87000	3000.0	145	49644	No
49	GOM_NL__2PRFIN20110828_034446_000000443106_00061_49644_7715.N1	28-AUG-2011 03:44:46	Dark	44.000	33	50Zet Ori	1.7660	30000.	88	49644	No
50	GOM_NL__2PRFIN20110828_034608_000000483106_00061_49644_7716.N1	28-AUG-2011 03:46:08	Dark	47.500	1	9Alp CMa	-1.4400	11000.	95	49644	No
51	GOM_NL__2PRFIN20110828_034951_000000523106_00061_49644_7717.N1	28-AUG-2011 03:49:51	Dark	51.500	101	11Alp Lep	2.5820	7000.0	103	49644	No
52	GOM_NL__2PRFIN20110828_040446_000000563106_00062_49645_7707.N1	28-AUG-2011 04:04:46	Dark	55.500	157	The1Eri	2.9060	9300.0	111	49645	No
53	GOM_NL__2PRFIN20110828_040709_000000443106_00062_49645_7708.N1	28-AUG-2011 04:07:09	Dark	44.000	9	Alp Eri	0.45300	24000.	88	49645	No
54	GOM_NL__2PRFIN20110828_041306_000000523106_00062_49645_7709.N1	28-AUG-2011 04:13:06	Straylight	51.500	84	Alp Phe	2.3970	4500.0	103	49645	No
55	GOM_NL__2PRFIN20110828_041925_000000493106_00062_49645_7710.N1	28-AUG-2011 04:19:25	Straylight	49.000	18	24Alp PsA	1.1660	9700.0	98	49645	No
56	GOM_NL__2PRFIN20110828_042421_000000433106_00062_49645_7711.N1	28-AUG-2011 04:24:21	Bright	42.500	142	49Del Cap	2.8500	8900.0	85	49645	No
57	GOM_NL__2PRFIN20110828_042730_000000393106_00062_49645_7712.N1	28-AUG-2011 04:27:30	Bright	38.500	154	22Bet Aqr	2.8990	5700.0	77	49645	No
58	GOM_NL__2PRFIN20110828_042903_000000413106_00062_49645_7713.N1	28-AUG-2011 04:29:03	Bright	41.000	162	34Alp Aqr	2.9440	5350.0	82	49645	No
59	GOM_NL__2PRFIN20110828_043203_000000403106_00062_49645_7714.N1	28-AUG-2011 04:32:03	Bright	39.500	61	8Eps Peg	2.1000	3900.0	79	49645	No
60	GOM_NL__2PRFIN20110828_043926_000000473106_00062_49645_7715.N1	28-AUG-2011 04:39:26	Bright	47.000	164	44Eta Peg	2.9480	5400.0	94	49645	No
61	GOM_NL__2PRFIN20110828_044701_000000373106_00062_49645_7716.N1	28-AUG-2011 04:47:01	Bright	37.000	89	5Alp Cep	2.4510	8000.0	74	49645	No
62	GOM_NL__2PRFIN20110828_045010_000000453106_00062_49645_7717.N1	28-AUG-2011 04:50:10	Bright	44.500	74	11Bet Cas	2.2680	6600.0	89	49645	No
63	GOM_NL__2PRFIN20110828_045219_000000463106_00062_49645_7718.N1	28-AUG-2011 04:52:19	Bright	45.500	76	27Gam Cas	2.3000	30000.	91	49645	No
64	GOM_NL__2PRFIN20110828_050728_000000463106_00062_49645_7719.N1	28-AUG-2011 05:07:28	Bright	46.000	42	34Bet Aur	1.9000	10200.	92	49645	No
65	GOM_NL__2PRFIN20110828_051012_000000463106_00062_49645_7720.N1	28-AUG-2011 05:10:12	Bright	45.500	107	37The Aur	2.6490	11000.	91	49645	No
66	GOM_NL__2PRFIN20110828_051508_000000533106_00062_49645_7721.N1	28-AUG-2011 05:15:08	Twilight	53.000	151	13Mu Gem	2.8900	3000.0	106	49645	No
67	GOM_NL__2PRFIN20110828_051651_000000503106_00062_49645_7722.N1	28-AUG-2011 05:16:51	Twilight	49.500	44	24Gam Gem	1.9280	11000.	99	49645	No
68	GOM_NL__2PRFIN20110828_051818_000000403106_00062_49645_7723.N1	28-AUG-2011 05:18:18	Twilight	40.000	153	3Bet CMi	2.8940	13100.	80	49645	No
69	GOM_NL__2PRFIN20110828_052109_000000663106_00062_49645_7724.N1	28-AUG-2011 05:21:09	Dark	66.000	14	58Alp Ori	0.87000	3000.0	132	49645	No
70	GOM_NL__2PRFIN20110828_052501_000000443106_00062_49645_7725.N1	28-AUG-2011 05:25:01	Dark	44.000	33	50Zet Ori	1.7660	30000.	88	49645	No
71	GOM_NL__2PRFIN20110828_052623_000000513106_00062_49645_7726.N1	28-AUG-2011 05:26:23	Dark	51.000	1	9Alp CMa	-1.4400	11000.	102	49645	No
72	GOM_NL__2PRFIN20110828_053006_000000553106_00062_49645_7727.N1	28-AUG-2011 05:30:06	Dark	54.500	101	11Alp Lep	2.5820	7000.0	109	49645	No
73	GOM_NL__2PRFIN20110828_054501_000000553106_00063_49646_7711.N1	28-AUG-2011 05:45:01	Dark	54.500	157	The1Eri	2.9060	9300.0	109	49646	No
74	GOM_NL__2PRFIN20110828_054724_000000443106_00063_49646_7712.N1	28-AUG-2011 05:47:24	Dark	43.500	9	Alp Eri	0.45300	24000.	87	49646	No
75	GOM_NL__2PRFIN20110828_055320_000000523106_00063_49646_7713.N1	28-AUG-2011 05:53:20	Straylight	52.000	84	Alp Phe	2.3970	4500.0	104	49646	No
76	GOM_NL__2PRFIN20110828_055940_000000493106_00063_49646_7714.N1	28-AUG-2011 05:59:40	Straylight	49.000	18	24Alp PsA	1.1660	9700.0	98	49646	No
77	GOM_NL__2PRFIN20110828_060435_000000543106_00063_49646_7715.N1	28-AUG-2011 06:04:35	Bright	54.000	142	49Del Cap	2.8500	8900.0	108	49646	No
78	GOM_NL__2PRFIN20110828_060744_000000393106_00063_49646_7716.N1	28-AUG-2011 06:07:44	Bright	39.000	154	22Bet Aqr	2.8990	5700.0	78	49646	No
79	GOM_NL__2PRFIN20110828_060917_000000413106_00063_49646_7717.N1	28-AUG-2011 06:09:17	Bright	41.000	162	34Alp Aqr	2.9440	5350.0	82	49646	No
80	GOM_NL__2PRFIN20110828_061217_000000403106_00063_49646_7718.N1	28-AUG-2011 06:12:17	Bright	40.000	61	8Eps Peg	2.1000	3900.0	80	49646	No
81	GOM_NL__2PRFIN20110828_061939_000000473106_00063_49646_7719.N1	28-AUG-2011 06:19:39	Bright	47.000	164	44Eta Peg	2.9480	5400.0	94	49646	No
82	GOM_NL__2PRFIN20110828_062716_000000383106_00063_49646_7720.N1	28-AUG-2011 06:27:16	Bright	37.500	89	5Alp Cep	2.4510	8000.0	75	49646	No
83	GOM_NL__2PRFIN20110828_063023_000000443106_00063_49646_7721.N1	28-AUG-2011 06:30:23	Bright	43.500	74	11Bet Cas	2.2680	6600.0	87	49646	No
84	GOM_NL__2PRFIN20110828_063233_000000463106_00063_49646_7722.N1	28-AUG-2011 06:32:33	Bright	45.500	76	27Gam Cas	2.3000	30000.	91	49646	No
85	GOM_NL__2PRFIN20110828_064742_000000443106_00063_49646_7723.N1	28-AUG-2011 06:47:42	Bright	44.000	42	34Bet Aur	1.9000	10200.	88	49646	No
86	GOM_NL__2PRFIN20110828_065026_000000453106_00063_49646_7724.N1	28-AUG-2011 06:50:26	Bright	45.000	107	37The Aur	2.6490	11000.	90	49646	No
87	GOM_NL__2PRFIN20110828_065522_000000553106_00063_49646_7725.N1	28-AUG-2011 06:55:22	Twilight	54.500	151	13Mu Gem	2.8900	3000.0	109	49646	No
88	GOM_NL__2PRFIN20110828_065705_000000463106_00063_49646_7726.N1	28-AUG-2011 06:57:05	Twilight	46.000	44	24Gam Gem	1.9280	11000.	92	49646	No
89	GOM_NL__2PRFIN20110828_065832_000000383106_00063_49646_7727.N1	28-AUG-2011 06:58:32	Twilight	38.000	153	3Bet CMi	2.8940	13100.	76	49646	No
90	GOM_NL__2PRFIN20110828_070123_000000733106_00063_49646_7728.N1	28-AUG-2011 07:01:23	Dark	73.000	14	58Alp Ori	0.87000	3000.0	146	49646	No
91	GOM_NL__2PRFIN20110828_070516_000000353106_00063_49646_7729.N1	28-AUG-2011 07:05:16	Dark	35.000	33	50Zet Ori	1.7660	30000.	70	49646	No
92	GOM_NL__2PRFIN20110828_070637_000000493106_00063_49646_7730.N1	28-AUG-2011 07:06:37	Dark	49.000	1	9Alp CMa	-1.4400	11000.	98	49646	No
93	GOM_NL__2PRFIN20110828_071021_000000543106_00063_49646_7731.N1	28-AUG-2011 07:10:21	Dark	53.500	101	11Alp Lep	2.5820	7000.0	107	49646	No
94	GOM_NL__2PRFIN20110828_072516_000000563106_00064_49647_7743.N1	28-AUG-2011 07:25:16	Dark	55.500	157	The1Eri	2.9060	9300.0	111	49647	No
95	GOM_NL__2PRFIN20110828_072738_000000423106_00064_49647_7744.N1	28-AUG-2011 07:27:38	Dark	42.000	9	Alp Eri	0.45300	24000.	84	49647	No
96	GOM_NL__2PRFIN20110828_073335_000000613106_00064_49647_7745.N1	28-AUG-2011 07:33:35	Straylight	60.500	84	Alp Phe	2.3970	4500.0	121	49647	No
97	GOM_NL__2PRFIN20110828_073954_000000483106_00064_49647_7746.N1	28-AUG-2011 07:39:54	Straylight	47.500	18	24Alp PsA	1.1660	9700.0	95	49647	No
98	GOM_NL__2PRFIN20110828_074449_000000433106_00064_49647_7747.N1	28-AUG-2011 07:44:49	Bright	43.000	142	49Del Cap	2.8500	8900.0	86	49647	No
99	GOM_NL__2PRFIN20110828_074758_000000393106_00064_49647_7748.N1	28-AUG-2011 07:47:58	Bright	39.000	154	22Bet Aqr	2.8990	5700.0	78	49647	No
100	GOM_NL__2PRFIN20110828_074931_000000413106_00064_49647_7749.N1	28-AUG-2011 07:49:31	Bright	41.000	162	34Alp Aqr	2.9440	5350.0	82	49647	No
101	GOM_NL__2PRFIN20110828_075231_000000393106_00064_49647_7750.N1	28-AUG-2011 07:52:31	Bright	39.000	61	8Eps Peg	2.1000	3900.0	78	49647	No

102	GOM_NL__2PRFIN20110828_075952_000000463106_00064_49647_7751.N1	28-AUG-2011 07:59:52	Bright	45.500	164	44Eta Peg	2.9480	5400.0	91	49647	No
103	GOM_NL__2PRFIN20110828_080729_000000373106_00064_49647_7752.N1	28-AUG-2011 08:07:29	Bright	36.500	89	5Alp Cep	2.4510	8000.0	73	49647	No
104	GOM_NL__2PRFIN20110828_081036_000000463106_00064_49647_7753.N1	28-AUG-2011 08:10:36	Bright	46.000	74	11Bet Cas	2.2680	6600.0	92	49647	No
105	GOM_NL__2PRFIN20110828_081246_000000453106_00064_49647_7754.N1	28-AUG-2011 08:12:46	Bright	45.000	76	27Gam Cas	2.3000	30000.	90	49647	No
106	GOM_NL__2PRFIN20110828_082755_000000443106_00064_49647_7755.N1	28-AUG-2011 08:27:55	Bright	43.500	42	34Bet Aur	1.9000	10200.	87	49647	No
107	GOM_NL__2PRFIN20110828_083040_000000463106_00064_49647_7756.N1	28-AUG-2011 08:30:40	Bright	45.500	107	37The Aur	2.6490	11000.	91	49647	No
108	GOM_NL__2PRFIN20110828_083536_000000553106_00064_49647_7757.N1	28-AUG-2011 08:35:36	Twilight	54.500	151	13Mu Gem	2.8900	3000.0	109	49647	No
109	GOM_NL__2PRFIN20110828_083719_000000493106_00064_49647_7758.N1	28-AUG-2011 08:37:19	Twilight	48.500	44	24Gam Gem	1.9280	11000.	97	49647	No
110	GOM_NL__2PRFIN20110828_083847_000000393106_00064_49647_7759.N1	28-AUG-2011 08:38:47	Twilight	38.500	153	3Bet CMI	2.8940	13100.	77	49647	No
111	GOM_NL__2PRFIN20110828_084138_000000663106_00064_49647_7760.N1	28-AUG-2011 08:41:38	Dark	66.000	14	58Alp Ori	0.87000	3000.0	132	49647	No
112	GOM_NL__2PRFIN20110828_084531_000000353106_00064_49647_7761.N1	28-AUG-2011 08:45:31	Dark	35.000	33	50Zet Ori	1.7660	30000.	70	49647	No
113	GOM_NL__2PRFIN20110828_084652_000000493106_00064_49647_7762.N1	28-AUG-2011 08:46:52	Dark	48.500	1	9Alp CMa	-1.4400	11000.	97	49647	No
114	GOM_NL__2PRFIN20110828_085036_000000553106_00064_49647_7763.N1	28-AUG-2011 08:50:36	Dark	55.000	101	11Alp Lep	2.5820	7000.0	110	49647	No
115	GOM_NL__2PRFIN20110828_090532_000000543106_00065_49648_7764.N1	28-AUG-2011 09:05:32	Dark	54.000	157	The1Eri	2.9060	9300.0	108	49648	No
116	GOM_NL__2PRFIN20110828_090753_000000483106_00065_49648_7765.N1	28-AUG-2011 09:07:53	Dark	47.500	9	Alp Eri	0.45300	24000.	95	49648	No
117	GOM_NL__2PRFIN20110828_091349_000000483106_00065_49648_7766.N1	28-AUG-2011 09:13:49	Straylight	48.000	84	Alp Phe	2.3970	4500.0	96	49648	No
118	GOM_NL__2PRFIN20110828_092008_000000483106_00065_49648_7767.N1	28-AUG-2011 09:20:08	Straylight	47.500	18	24Alp PsA	1.1660	9700.0	95	49648	No
119	GOM_NL__2PRFIN20110828_092503_000000543106_00065_49648_7768.N1	28-AUG-2011 09:25:03	Bright	53.500	142	49Del Cap	2.8500	8900.0	107	49648	No
120	GOM_NL__2PRFIN20110828_092812_000000383106_00065_49648_7769.N1	28-AUG-2011 09:28:12	Bright	38.000	154	22Bet Aqr	2.8990	5700.0	76	49648	No
121	GOM_NL__2PRFIN20110828_092944_000000423106_00065_49648_7770.N1	28-AUG-2011 09:29:44	Bright	42.000	162	34Alp Aqr	2.9440	5350.0	84	49648	No
122	GOM_NL__2PRFIN20110828_093245_000000403106_00065_49648_7771.N1	28-AUG-2011 09:32:45	Bright	39.500	61	8Eps Peg	2.1000	3900.0	79	49648	No
123	GOM_NL__2PRFIN20110828_094006_000000483106_00065_49648_7772.N1	28-AUG-2011 09:40:06	Bright	47.500	164	44Eta Peg	2.9480	5400.0	95	49648	No
124	GOM_NL__2PRFIN20110828_094743_000000373106_00065_49648_7773.N1	28-AUG-2011 09:47:43	Bright	36.500	89	5Alp Cep	2.4510	8000.0	73	49648	No
125	GOM_NL__2PRFIN20110828_095050_000000463106_00065_49648_7774.N1	28-AUG-2011 09:50:50	Bright	45.500	74	11Bet Cas	2.2680	6600.0	91	49648	No
126	GOM_NL__2PRFIN20110828_095259_000000473106_00065_49648_7775.N1	28-AUG-2011 09:52:59	Bright	47.000	76	27Gam Cas	2.3000	30000.	94	49648	No
127	GOM_NL__2PRFIN20110828_100809_000000453106_00065_49648_7776.N1	28-AUG-2011 10:08:09	Bright	44.500	42	34Bet Aur	1.9000	10200.	89	49648	No
128	GOM_NL__2PRFIN20110828_101054_000000543106_00065_49648_7777.N1	28-AUG-2011 10:10:54	Bright	53.500	107	37The Aur	2.6490	11000.	107	49648	No
129	GOM_NL__2PRFIN20110828_101306_000000363106_00065_49648_7778.N1	28-AUG-2011 10:13:06	Bright	35.500	17	78Bet Gem	1.1610	4500.0	71	49648	No
130	GOM_NL__2PRFIN20110828_101551_000000593106_00065_49648_7779.N1	28-AUG-2011 10:15:51	Twilight	59.000	151	13Mu Gem	2.8900	3000.0	118	49648	No
131	GOM_NL__2PRFIN20110828_101734_000000483106_00065_49648_7780.N1	28-AUG-2011 10:17:34	Twilight	47.500	44	24Gam Gem	1.9280	11000.	95	49648	No
132	GOM_NL__2PRFIN20110828_101901_000000383106_00065_49648_7781.N1	28-AUG-2011 10:19:01	Twilight	38.000	153	3Bet CMI	2.8940	13100.	76	49648	No
133	GOM_NL__2PRFIN20110828_102153_000000733106_00065_49648_7782.N1	28-AUG-2011 10:21:53	Dark	72.500	14	58Alp Ori	0.87000	3000.0	145	49648	No
134	GOM_NL__2PRFIN20110828_102546_000000273106_00065_49648_7783.N1	28-AUG-2011 10:25:46	Dark	27.000	33	50Zet Ori	1.7660	30000.	54	49648	No
135	GOM_NL__2PRFIN20110828_102706_000000473106_00065_49648_7784.N1	28-AUG-2011 10:27:06	Dark	47.000	1	9Alp CMa	-1.4400	11000.	94	49648	No
136	GOM_NL__2PRFIN20110828_103051_000000543106_00065_49648_7785.N1	28-AUG-2011 10:30:51	Dark	54.000	101	11Alp Lep	2.5820	7000.0	108	49648	No
137	GOM_NL__2PRFIN20110828_104547_000000543106_00066_49649_7830.N1	28-AUG-2011 10:45:47	Dark	54.000	157	The1Eri	2.9060	9300.0	108	49649	No
138	GOM_NL__2PRFIN20110828_104808_000000473106_00066_49649_7831.N1	28-AUG-2011 10:48:08	Dark	46.500	9	Alp Eri	0.45300	24000.	93	49649	No
139	GOM_NL__2PRFIN20110828_105404_000000513106_00066_49649_7832.N1	28-AUG-2011 10:54:04	Straylight	50.500	84	Alp Phe	2.3970	4500.0	101	49649	No
140	GOM_NL__2PRFIN20110828_110022_000000493106_00066_49649_7833.N1	28-AUG-2011 11:00:22	Straylight	49.000	18	24Alp PsA	1.1660	9700.0	98	49649	No
141	GOM_NL__2PRFIN20110828_110517_000000523106_00066_49649_7834.N1	28-AUG-2011 11:05:17	Bright	51.500	142	49Del Cap	2.8500	8900.0	103	49649	No
142	GOM_NL__2PRFIN20110828_110826_000000383106_00066_49649_7835.N1	28-AUG-2011 11:08:26	Bright	38.000	154	22Bet Aqr	2.8990	5700.0	76	49649	No
143	GOM_NL__2PRFIN20110828_110958_000000423106_00066_49649_7836.N1	28-AUG-2011 11:09:58	Bright	42.000	162	34Alp Aqr	2.9440	5350.0	84	49649	No
144	GOM_NL__2PRFIN20110828_111259_000000393106_00066_49649_7837.N1	28-AUG-2011 11:12:59	Bright	38.500	61	8Eps Peg	2.1000	3900.0	77	49649	No
145	GOM_NL__2PRFIN20110828_112019_000000453106_00066_49649_7838.N1	28-AUG-2011 11:20:19	Bright	45.000	164	44Eta Peg	2.9480	5400.0	90	49649	No
146	GOM_NL__2PRFIN20110828_112757_000000383106_00066_49649_7839.N1	28-AUG-2011 11:27:57	Bright	37.500	89	5Alp Cep	2.4510	8000.0	75	49649	No
147	GOM_NL__2PRFIN20110828_113103_000000453106_00066_49649_7840.N1	28-AUG-2011 11:31:03	Bright	45.000	74	11Bet Cas	2.2680	6600.0	90	49649	No
148	GOM_NL__2PRFIN20110828_113312_000000463106_00066_49649_7841.N1	28-AUG-2011 11:33:12	Bright	45.500	76	27Gam Cas	2.3000	30000.	91	49649	No
149	GOM_NL__2PRFIN20110828_114823_000000463106_00066_49649_7842.N1	28-AUG-2011 11:48:23	Bright	46.000	42	34Bet Aur	1.9000	10200.	92	49649	No
150	GOM_NL__2PRFIN20110828_115108_000000483106_00066_49649_7843.N1	28-AUG-2011 11:51:08	Bright	48.000	107	37The Aur	2.6490	11000.	96	49649	No
151	GOM_NL__2PRFIN20110828_115320_000000363106_00066_49649_7844.N1	28-AUG-2011 11:53:20	Bright	36.000	17	78Bet Gem	1.1610	4500.0	72	49649	No
152	GOM_NL__2PRFIN20110828_115605_000000533106_00066_49649_7845.N1	28-AUG-2011 11:56:05	Twilight	53.000	151	13Mu Gem	2.8900	3000.0	106	49649	No
153	GOM_NL__2PRFIN20110828_115748_000000513106_00066_49649_7846.N1	28-AUG-2011 11:57:48	Twilight	50.500	44	24Gam Gem	1.9280	11000.	101	49649	No
154	GOM_NL__2PRFIN20110828_115915_000000423106_00066_49649_7847.N1	28-AUG-2011 11:59:15	Twilight	41.500	153	3Bet CMI	2.8940	13100.	83	49649	No
155	GOM_NL__2PRFIN20110828_120207_000000613106_00066_49649_7848.N1	28-AUG-2011 12:02:07	Dark	61.000	14	58Alp Ori	0.87000	3000.0	122	49649	No
156	GOM_NL__2PRFIN20110828_120601_000000273106_00066_49649_7849.N1	28-AUG-2011 12:06:01	Dark	27.000	33	50Zet Ori	1.7660	30000.	54	49649	No
157	GOM_NL__2PRFIN20110828_120721_000000493106_00066_49649_7850.N1	28-AUG-2011 12:07:21	Dark	48.500	1	9Alp CMa	-1.4400	11000.	97	49649	No
158	GOM_NL__2PRFIN20110828_121106_000000513106_00066_49649_7851.N1	28-AUG-2011 12:11:06	Dark	51.000	101	11Alp Lep	2.5820	7000.0	102	49649	No
159	GOM_NL__2PRFIN20110828_122602_000000543106_00067_49650_7847.N1	28-AUG-2011 12:26:02	Dark	54.000	157	The1Eri	2.9060	9300.0	108	49650	No
160	GOM_NL__2PRFIN20110828_122822_000000453106_00067_49650_7848.N1	28-AUG-2011 12:28:22	Dark	45.000	9	Alp Eri	0.45300	24000.	90	49650	No

161	GOM_NL__2PRFIN20110828_123418_000000543106_00067_49650_7849.N1	28-AUG-2011 12:34:18	Straylight	54.000	84	Alp Phe	2.3970	4500.0	108	49650	No
162	GOM_NL__2PRFIN20110828_124037_000000493106_00067_49650_7850.N1	28-AUG-2011 12:40:37	Straylight	49.000	18	24Alp PsA	1.1660	9700.0	98	49650	No
163	GOM_NL__2PRFIN20110828_124531_000000503106_00067_49650_7851.N1	28-AUG-2011 12:45:31	Bright	50.000	142	49Del Cap	2.8500	8900.0	100	49650	No
164	GOM_NL__2PRFIN20110828_124840_000000393106_00067_49650_7852.N1	28-AUG-2011 12:48:40	Bright	38.500	154	22Bet Aqr	2.8990	5700.0	77	49650	No
165	GOM_NL__2PRFIN20110828_125012_000000413106_00067_49650_7853.N1	28-AUG-2011 12:50:12	Bright	40.500	162	34Alp Aqr	2.9440	5350.0	81	49650	No
166	GOM_NL__2PRFIN20110828_125312_000000383106_00067_49650_7854.N1	28-AUG-2011 12:53:12	Bright	38.000	61	8Eps Peg	2.1000	3900.0	76	49650	No
167	GOM_NL__2PRFIN20110828_130032_000000463106_00067_49650_7855.N1	28-AUG-2011 13:00:32	Bright	45.500	164	44Eta Peg	2.9480	5400.0	91	49650	No
168	GOM_NL__2PRFIN20110828_130811_000000383106_00067_49650_7856.N1	28-AUG-2011 13:08:11	Bright	37.500	89	5Alp Cep	2.4510	8000.0	75	49650	No
169	GOM_NL__2PRFIN20110828_131116_000000463106_00067_49650_7857.N1	28-AUG-2011 13:11:16	Bright	46.000	74	11Bet Cas	2.2680	6600.0	92	49650	No
170	GOM_NL__2PRFIN20110828_131326_000000483106_00067_49650_7858.N1	28-AUG-2011 13:13:26	Bright	47.500	76	27Gam Cas	2.3000	30000.	95	49650	No
171	GOM_NL__2PRFIN20110828_132837_000000443106_00067_49650_7859.N1	28-AUG-2011 13:28:37	Bright	43.500	42	34Bet Aur	1.9000	10200.	87	49650	No
172	GOM_NL__2PRFIN20110828_133122_000000473106_00067_49650_7860.N1	28-AUG-2011 13:31:22	Bright	46.500	107	37The Aur	2.6490	11000.	93	49650	No
173	GOM_NL__2PRFIN20110828_133334_000000363106_00067_49650_7861.N1	28-AUG-2011 13:33:34	Bright	35.500	17	78Bet Gem	1.1610	4500.0	71	49650	No
174	GOM_NL__2PRFIN20110828_133619_000000563106_00067_49650_7862.N1	28-AUG-2011 13:36:19	Tw_i_and_stray	56.000	151	13Mu Gem	2.8900	3000.0	112	49650	No
175	GOM_NL__2PRFIN20110828_133802_000000493106_00067_49650_7863.N1	28-AUG-2011 13:38:02	Tw_i_and_stray	48.500	44	24Gam Gem	1.9280	11000.	97	49650	No
176	GOM_NL__2PRFIN20110828_134222_000000643106_00067_49650_7864.N1	28-AUG-2011 13:42:22	Dark	64.000	14	58Alp Ori	0.87000	3000.0	128	49650	No
177	GOM_NL__2PRFIN20110828_134735_000000483106_00067_49650_7865.N1	28-AUG-2011 13:47:35	Dark	48.000	1	9Alp CMa	-1.4400	11000.	96	49650	No
178	GOM_NL__2PRFIN20110828_135121_000000523106_00067_49650_7866.N1	28-AUG-2011 13:51:21	Dark	52.000	101	11Alp Lep	2.5820	7000.0	104	49650	No
179	GOM_NL__2PRFIN20110828_140617_000000543106_00068_49651_7877.N1	28-AUG-2011 14:06:17	Dark	54.000	157	The1Eri	2.9060	9300.0	108	49651	No
180	GOM_NL__2PRFIN20110828_140837_000000443106_00068_49651_7878.N1	28-AUG-2011 14:08:37	Dark	44.000	9	Alp Eri	0.45300	24000.	88	49651	No
181	GOM_NL__2PRFIN20110828_141433_000000543106_00068_49651_7879.N1	28-AUG-2011 14:14:33	Straylight	53.500	84	Alp Phe	2.3970	4500.0	107	49651	No
182	GOM_NL__2PRFIN20110828_142051_000000453106_00068_49651_7880.N1	28-AUG-2011 14:20:51	Straylight	45.000	18	24Alp PsA	1.1660	9700.0	90	49651	No
183	GOM_NL__2PRFIN20110828_142545_000000513106_00068_49651_7881.N1	28-AUG-2011 14:25:45	Bright	50.500	142	49Del Cap	2.8500	8900.0	101	49651	No
184	GOM_NL__2PRFIN20110828_142854_000000393106_00068_49651_7882.N1	28-AUG-2011 14:28:54	Bright	38.500	154	22Bet Aqr	2.8990	5700.0	77	49651	No
185	GOM_NL__2PRFIN20110828_143026_000000413106_00068_49651_7883.N1	28-AUG-2011 14:30:26	Bright	40.500	162	34Alp Aqr	2.9440	5350.0	81	49651	No
186	GOM_NL__2PRFIN20110828_143326_000000403106_00068_49651_7884.N1	28-AUG-2011 14:33:26	Bright	39.500	61	8Eps Peg	2.1000	3900.0	79	49651	No
187	GOM_NL__2PRFIN20110828_144046_000000463106_00068_49651_7885.N1	28-AUG-2011 14:40:46	Bright	45.500	164	44Eta Peg	2.9480	5400.0	91	49651	No
188	GOM_NL__2PRFIN20110828_144825_000000383106_00068_49651_7886.N1	28-AUG-2011 14:48:25	Bright	37.500	89	5Alp Cep	2.4510	8000.0	75	49651	No
189	GOM_NL__2PRFIN20110828_145129_000000443106_00068_49651_7887.N1	28-AUG-2011 14:51:29	Bright	43.500	74	11Bet Cas	2.2680	6600.0	87	49651	No
190	GOM_NL__2PRFIN20110828_150851_000000453106_00068_49651_7888.N1	28-AUG-2011 15:08:51	Bright	45.000	42	34Bet Aur	1.9000	10200.	90	49651	No
191	GOM_NL__2PRFIN20110828_151136_000000473106_00068_49651_7889.N1	28-AUG-2011 15:11:36	Bright	47.000	107	37The Aur	2.6490	11000.	94	49651	No
192	GOM_NL__2PRFIN20110828_151349_000000353106_00068_49651_7890.N1	28-AUG-2011 15:13:49	Bright	35.000	17	78Bet Gem	1.1610	4500.0	70	49651	No
193	GOM_NL__2PRFIN20110828_151633_000000533106_00068_49651_7891.N1	28-AUG-2011 15:16:33	Tw_i_and_stray	53.000	151	13Mu Gem	2.8900	3000.0	106	49651	No
194	GOM_NL__2PRFIN20110828_151817_000000473106_00068_49651_7892.N1	28-AUG-2011 15:18:17	Tw_i_and_stray	47.000	44	24Gam Gem	1.9280	11000.	94	49651	No
195	GOM_NL__2PRFIN20110828_152237_000000643106_00068_49651_7893.N1	28-AUG-2011 15:22:37	Dark	63.500	14	58Alp Ori	0.87000	3000.0	127	49651	No
196	GOM_NL__2PRFIN20110828_152750_000000493106_00068_49651_7894.N1	28-AUG-2011 15:27:50	Dark	49.000	1	9Alp CMa	-1.4400	11000.	98	49651	No
197	GOM_NL__2PRFIN20110828_153136_000000553106_00068_49651_7895.N1	28-AUG-2011 15:31:36	Dark	55.000	101	11Alp Lep	2.5820	7000.0	110	49651	No
198	GOM_NL__2PRFIN20110828_154632_000000543106_00069_49652_7912.N1	28-AUG-2011 15:46:32	Dark	53.500	157	The1Eri	2.9060	9300.0	107	49652	No
199	GOM_NL__2PRFIN20110828_154851_000000453106_00069_49652_7913.N1	28-AUG-2011 15:48:51	Dark	45.000	9	Alp Eri	0.45300	24000.	90	49652	No
200	GOM_NL__2PRFIN20110828_155448_000000473106_00069_49652_7914.N1	28-AUG-2011 15:54:48	Straylight	47.000	84	Alp Phe	2.3970	4500.0	94	49652	No
201	GOM_NL__2PRFIN20110828_160105_000000483106_00069_49652_7915.N1	28-AUG-2011 16:01:05	Straylight	48.000	18	24Alp PsA	1.1660	9700.0	96	49652	No
202	GOM_NL__2PRFIN20110828_160559_000000523106_00069_49652_7916.N1	28-AUG-2011 16:05:59	Bright	51.500	142	49Del Cap	2.8500	8900.0	103	49652	No
203	GOM_NL__2PRFIN20110828_160909_000000393106_00069_49652_7917.N1	28-AUG-2011 16:09:09	Bright	39.000	154	22Bet Aqr	2.8990	5700.0	78	49652	No
204	GOM_NL__2PRFIN20110828_161040_000000413106_00069_49652_7918.N1	28-AUG-2011 16:10:40	Bright	41.000	162	34Alp Aqr	2.9440	5350.0	82	49652	No
205	GOM_NL__2PRFIN20110828_161340_000000413106_00069_49652_7919.N1	28-AUG-2011 16:13:40	Bright	40.500	61	8Eps Peg	2.1000	3900.0	81	49652	No
206	GOM_NL__2PRFIN20110828_162059_000000453106_00069_49652_7920.N1	28-AUG-2011 16:20:59	Bright	45.000	164	44Eta Peg	2.9480	5400.0	90	49652	No
207	GOM_NL__2PRFIN20110828_162838_000000383106_00069_49652_7921.N1	28-AUG-2011 16:28:38	Bright	37.500	89	5Alp Cep	2.4510	8000.0	75	49652	No
208	GOM_NL__2PRFIN20110828_163143_000000453106_00069_49652_7922.N1	28-AUG-2011 16:31:43	Bright	44.500	74	11Bet Cas	2.2680	6600.0	89	49652	No
209	GOM_NL__2PRFIN20110828_163352_000000473106_00069_49652_7923.N1	28-AUG-2011 16:33:52	Bright	47.000	76	27Gam Cas	2.3000	30000.	94	49652	No
210	GOM_NL__2PRFIN20110828_164905_000000473106_00069_49652_7924.N1	28-AUG-2011 16:49:05	Bright	46.500	42	34Bet Aur	1.9000	10200.	93	49652	No
211	GOM_NL__2PRFIN20110828_165150_000000473106_00069_49652_7925.N1	28-AUG-2011 16:51:50	Bright	47.000	107	37The Aur	2.6490	11000.	94	49652	No
212	GOM_NL__2PRFIN20110828_165403_000000353106_00069_49652_7926.N1	28-AUG-2011 16:54:03	Bright	35.000	17	78Bet Gem	1.1610	4500.0	70	49652	No
213	GOM_NL__2PRFIN20110828_165648_000000553106_00069_49652_7927.N1	28-AUG-2011 16:56:48	Tw_i_and_stray	55.000	151	13Mu Gem	2.8900	3000.0	110	49652	No
214	GOM_NL__2PRFIN20110828_165831_000000513106_00069_49652_7928.N1	28-AUG-2011 16:58:31	Tw_i_and_stray	51.000	44	24Gam Gem	1.9280	11000.	102	49652	No
215	GOM_NL__2PRFIN20110828_170251_000000743106_00069_49652_7929.N1	28-AUG-2011 17:02:51	Dark	74.000	14	58Alp Ori	0.87000	3000.0	148	49652	No
216	GOM_NL__2PRFIN20110828_170805_000000493106_00069_49652_7930.N1	28-AUG-2011 17:08:05	Dark	48.500	1	9Alp CMa	-1.4400	11000.	97	49652	No
217	GOM_NL__2PRFIN20110828_171151_000000543106_00069_49652_7931.N1	28-AUG-2011 17:11:51	Dark	54.000	101	11Alp Lep	2.5820	7000.0	108	49652	No
218	GOM_NL__2PRFIN20110828_172647_000000553106_00070_49653_7936.N1	28-AUG-2011 17:26:47	Dark	54.500	157	The1Eri	2.9060	9300.0	109	49653	No
219	GOM_NL__2PRFIN20110828_172906_000000463106_00070_49653_7937.N1	28-AUG-2011 17:29:06	Dark	46.000	9	Alp Eri	0.45300	24000.	92	49653	No

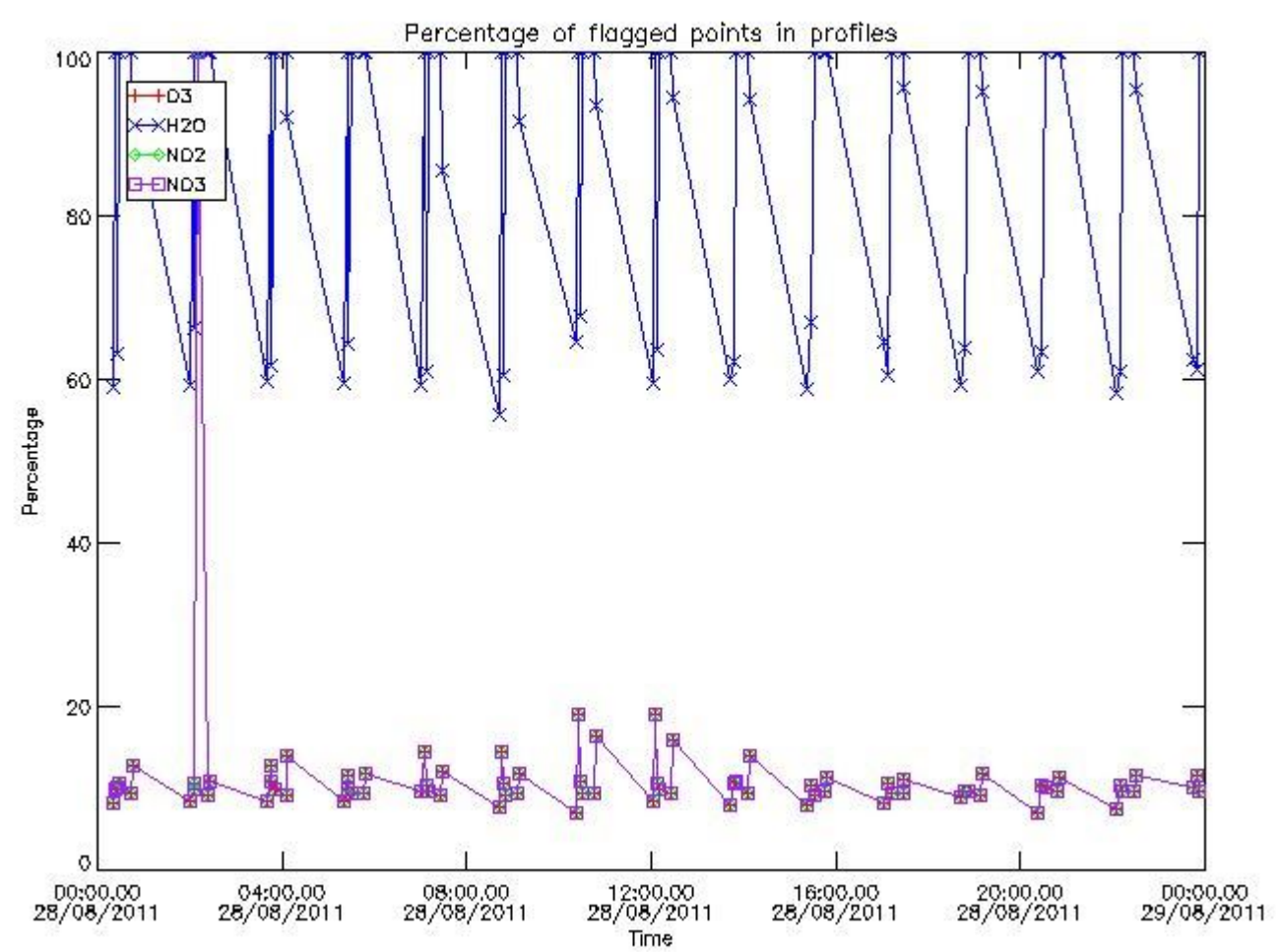
220	GOM_NL__2PRFIN20110828_173502_000000473106_00070_49653_7938.N1	28-AUG-2011 17:35:02	Straylight	47.000	84	Alp Phe	2.3970	4500.0	94	49653	No
221	GOM_NL__2PRFIN20110828_174120_000000493106_00070_49653_7939.N1	28-AUG-2011 17:41:20	Straylight	49.000	18	24Alp PsA	1.1660	9700.0	98	49653	No
222	GOM_NL__2PRFIN20110828_174613_000000483106_00070_49653_7940.N1	28-AUG-2011 17:46:13	Bright	48.000	142	49Del Cap	2.8500	8900.0	96	49653	No
223	GOM_NL__2PRFIN20110828_174923_000000393106_00070_49653_7941.N1	28-AUG-2011 17:49:23	Bright	39.000	154	22Bet Aqr	2.8990	5700.0	78	49653	No
224	GOM_NL__2PRFIN20110828_175054_000000423106_00070_49653_7942.N1	28-AUG-2011 17:50:54	Bright	42.000	162	34Alp Aqr	2.9440	5350.0	84	49653	No
225	GOM_NL__2PRFIN20110828_175354_000000413106_00070_49653_7943.N1	28-AUG-2011 17:53:54	Bright	40.500	61	8Eps Peg	2.1000	3900.0	81	49653	No
226	GOM_NL__2PRFIN20110828_180113_000000463106_00070_49653_7944.N1	28-AUG-2011 18:01:13	Bright	45.500	164	44Eta Peg	2.9480	5400.0	91	49653	No
227	GOM_NL__2PRFIN20110828_180852_000000383106_00070_49653_7945.N1	28-AUG-2011 18:08:52	Bright	37.500	89	5Alp Cep	2.4510	8000.0	75	49653	No
228	GOM_NL__2PRFIN20110828_181156_000000463106_00070_49653_7946.N1	28-AUG-2011 18:11:56	Bright	46.000	74	11Bet Cas	2.2680	6600.0	92	49653	No
229	GOM_NL__2PRFIN20110828_181405_000000463106_00070_49653_7947.N1	28-AUG-2011 18:14:05	Bright	46.000	76	27Gam Cas	2.3000	30000.	92	49653	No
230	GOM_NL__2PRFIN20110828_182919_000000453106_00070_49653_7948.N1	28-AUG-2011 18:29:19	Bright	44.500	42	34Bet Aur	1.9000	10200.	89	49653	No
231	GOM_NL__2PRFIN20110828_183204_000000463106_00070_49653_7949.N1	28-AUG-2011 18:32:04	Bright	45.500	107	37The Aur	2.6490	11000.	91	49653	No
232	GOM_NL__2PRFIN20110828_183417_000000363106_00070_49653_7950.N1	28-AUG-2011 18:34:17	Bright	36.000	17	78Bet Gem	1.1610	4500.0	72	49653	No
233	GOM_NL__2PRFIN20110828_183702_000000573106_00070_49653_7951.N1	28-AUG-2011 18:37:02	Tw_i_and_stray	56.500	151	13Mu Gem	2.8900	3000.0	113	49653	No
234	GOM_NL__2PRFIN20110828_183845_000000473106_00070_49653_7952.N1	28-AUG-2011 18:38:45	Tw_i_and_stray	47.000	44	24Gam Gem	1.9280	11000.	94	49653	No
235	GOM_NL__2PRFIN20110828_184306_000000693106_00070_49653_7953.N1	28-AUG-2011 18:43:06	Dark	69.000	14	58Alp Ori	0.87000	3000.0	138	49653	No
236	GOM_NL__2PRFIN20110828_184819_000000533106_00070_49653_7954.N1	28-AUG-2011 18:48:19	Dark	53.000	1	9Alp CMa	-1.4400	11000.	106	49653	No
237	GOM_NL__2PRFIN20110828_185206_000000543106_00070_49653_7955.N1	28-AUG-2011 18:52:06	Dark	53.500	101	11Alp Lep	2.5820	7000.0	107	49653	No
238	GOM_NL__2PRFIN20110828_190703_000000553106_00071_49654_7983.N1	28-AUG-2011 19:07:03	Dark	55.000	157	The1Eri	2.9060	9300.0	110	49654	No
239	GOM_NL__2PRFIN20110828_190921_000000433106_00071_49654_7984.N1	28-AUG-2011 19:09:21	Dark	43.000	9	Alp Eri	0.45300	24000.	86	49654	No
240	GOM_NL__2PRFIN20110828_191517_000000483106_00071_49654_7985.N1	28-AUG-2011 19:15:17	Straylight	47.500	84	Alp Phe	2.3970	4500.0	95	49654	No
241	GOM_NL__2PRFIN20110828_192134_000000483106_00071_49654_7986.N1	28-AUG-2011 19:21:34	Straylight	47.500	18	24Alp PsA	1.1660	9700.0	95	49654	No
242	GOM_NL__2PRFIN20110828_192628_000000453106_00071_49654_7987.N1	28-AUG-2011 19:26:28	Bright	44.500	142	49Del Cap	2.8500	8900.0	89	49654	No
243	GOM_NL__2PRFIN20110828_192937_000000393106_00071_49654_7988.N1	28-AUG-2011 19:29:37	Bright	39.000	154	22Bet Aqr	2.8990	5700.0	78	49654	No
244	GOM_NL__2PRFIN20110828_193108_000000423106_00071_49654_7989.N1	28-AUG-2011 19:31:08	Bright	42.000	162	34Alp Aqr	2.9440	5350.0	84	49654	No
245	GOM_NL__2PRFIN20110828_193408_000000403106_00071_49654_7990.N1	28-AUG-2011 19:34:08	Bright	39.500	61	8Eps Peg	2.1000	3900.0	79	49654	No
246	GOM_NL__2PRFIN20110828_194126_000000433106_00071_49654_7991.N1	28-AUG-2011 19:41:26	Bright	42.500	164	44Eta Peg	2.9480	5400.0	85	49654	No
247	GOM_NL__2PRFIN20110828_194906_000000383106_00071_49654_7992.N1	28-AUG-2011 19:49:06	Bright	37.500	89	5Alp Cep	2.4510	8000.0	75	49654	No
248	GOM_NL__2PRFIN20110828_195210_000000463106_00071_49654_7993.N1	28-AUG-2011 19:52:10	Bright	45.500	74	11Bet Cas	2.2680	6600.0	91	49654	No
249	GOM_NL__2PRFIN20110828_195419_000000473106_00071_49654_7994.N1	28-AUG-2011 19:54:19	Bright	47.000	76	27Gam Cas	2.3000	30000.	94	49654	No
250	GOM_NL__2PRFIN20110828_200933_000000463106_00071_49654_7995.N1	28-AUG-2011 20:09:33	Bright	45.500	42	34Bet Aur	1.9000	10200.	91	49654	No
251	GOM_NL__2PRFIN20110828_201218_000000463106_00071_49654_7996.N1	28-AUG-2011 20:12:18	Bright	46.000	107	37The Aur	2.6490	11000.	92	49654	No
252	GOM_NL__2PRFIN20110828_201431_000000353106_00071_49654_7997.N1	28-AUG-2011 20:14:31	Bright	35.000	17	78Bet Gem	1.1610	4500.0	70	49654	No
253	GOM_NL__2PRFIN20110828_201716_000000553106_00071_49654_7998.N1	28-AUG-2011 20:17:16	Tw_i_and_stray	54.500	151	13Mu Gem	2.8900	3000.0	109	49654	No
254	GOM_NL__2PRFIN20110828_201900_000000513106_00071_49654_7999.N1	28-AUG-2011 20:19:00	Tw_i_and_stray	50.500	44	24Gam Gem	1.9280	11000.	101	49654	No
255	GOM_NL__2PRFIN20110828_202321_000000743106_00071_49654_8000.N1	28-AUG-2011 20:23:21	Dark	73.500	14	58Alp Ori	0.87000	3000.0	147	49654	No
256	GOM_NL__2PRFIN20110828_202834_000000503106_00071_49654_8001.N1	28-AUG-2011 20:28:34	Dark	49.500	1	9Alp CMa	-1.4400	11000.	99	49654	No
257	GOM_NL__2PRFIN20110828_203222_000000513106_00071_49654_8002.N1	28-AUG-2011 20:32:22	Dark	50.500	101	11Alp Lep	2.5820	7000.0	101	49654	No
258	GOM_NL__2PRFIN20110828_204718_000000533106_00072_49655_8035.N1	28-AUG-2011 20:47:18	Dark	53.000	157	The1Eri	2.9060	9300.0	106	49655	No
259	GOM_NL__2PRFIN20110828_204935_000000453106_00072_49655_8036.N1	28-AUG-2011 20:49:35	Dark	45.000	9	Alp Eri	0.45300	24000.	90	49655	No
260	GOM_NL__2PRFIN20110828_205532_000000483106_00072_49655_8037.N1	28-AUG-2011 20:55:32	Straylight	48.000	84	Alp Phe	2.3970	4500.0	96	49655	No
261	GOM_NL__2PRFIN20110828_210148_000000473106_00072_49655_8038.N1	28-AUG-2011 21:01:48	Straylight	47.000	18	24Alp PsA	1.1660	9700.0	94	49655	No
262	GOM_NL__2PRFIN20110828_210642_000000543106_00072_49655_8039.N1	28-AUG-2011 21:06:42	Bright	53.500	142	49Del Cap	2.8500	8900.0	107	49655	No
263	GOM_NL__2PRFIN20110828_210951_000000393106_00072_49655_8040.N1	28-AUG-2011 21:09:51	Bright	38.500	154	22Bet Aqr	2.8990	5700.0	77	49655	No
264	GOM_NL__2PRFIN20110828_211122_000000423106_00072_49655_8041.N1	28-AUG-2011 21:11:22	Bright	41.500	162	34Alp Aqr	2.9440	5350.0	83	49655	No
265	GOM_NL__2PRFIN20110828_211422_000000403106_00072_49655_8042.N1	28-AUG-2011 21:14:22	Bright	39.500	61	8Eps Peg	2.1000	3900.0	79	49655	No
266	GOM_NL__2PRFIN20110828_212140_000000443106_00072_49655_8043.N1	28-AUG-2011 21:21:40	Bright	43.500	164	44Eta Peg	2.9480	5400.0	87	49655	No
267	GOM_NL__2PRFIN20110828_212920_000000373106_00072_49655_8044.N1	28-AUG-2011 21:29:20	Bright	37.000	89	5Alp Cep	2.4510	8000.0	74	49655	No
268	GOM_NL__2PRFIN20110828_213223_000000453106_00072_49655_8045.N1	28-AUG-2011 21:32:23	Bright	44.500	74	11Bet Cas	2.2680	6600.0	89	49655	No
269	GOM_NL__2PRFIN20110828_213432_000000493106_00072_49655_8046.N1	28-AUG-2011 21:34:32	Bright	48.500	76	27Gam Cas	2.3000	30000.	97	49655	No
270	GOM_NL__2PRFIN20110828_214946_000000453106_00072_49655_8047.N1	28-AUG-2011 21:49:46	Bright	44.500	42	34Bet Aur	1.9000	10200.	89	49655	No
271	GOM_NL__2PRFIN20110828_215232_000000463106_00072_49655_8048.N1	28-AUG-2011 21:52:32	Bright	46.000	107	37The Aur	2.6490	11000.	92	49655	No
272	GOM_NL__2PRFIN20110828_215445_000000363106_00072_49655_8049.N1	28-AUG-2011 21:54:45	Bright	35.500	17	78Bet Gem	1.1610	4500.0	71	49655	No
273	GOM_NL__2PRFIN20110828_215730_000000603106_00072_49655_8050.N1	28-AUG-2011 21:57:30	Tw_i_and_stray	60.000	151	13Mu Gem	2.8900	3000.0	120	49655	No
274	GOM_NL__2PRFIN20110828_215914_000000523106_00072_49655_8051.N1	28-AUG-2011 21:59:14	Tw_i_and_stray	51.500	44	24Gam Gem	1.9280	11000.	103	49655	No
275	GOM_NL__2PRFIN20110828_220335_000000683106_00072_49655_8052.N1	28-AUG-2011 22:03:35	Dark	67.500	14	58Alp Ori	0.87000	3000.0	135	49655	No
276	GOM_NL__2PRFIN20110828_220848_000000493106_00072_49655_8053.N1	28-AUG-2011 22:08:48	Dark	49.000	1	9Alp CMa	-1.4400	11000.	98	49655	No
277	GOM_NL__2PRFIN20110828_221237_000000533106_00072_49655_8054.N1	28-AUG-2011 22:12:37	Dark	53.000	101	11Alp Lep	2.5820	7000.0	106	49655	No
278	GOM_NL__2PRFIN20110828_222733_000000533106_00073_49656_8058.N1	28-AUG-2011 22:27:33	Dark	52.500	157	The1Eri	2.9060	9300.0	105	49656	No

279	GOM_NL__2PRFIN20110828_222950_000000453106_00073_49656_8059.N1	28-AUG-2011 22:29:50	Dark	44.500	9	Alp Eri	0.45300	24000.	89	49656	No
280	GOM_NL__2PRFIN20110828_223546_000000493106_00073_49656_8060.N1	28-AUG-2011 22:35:46	Straylight	48.500	84	Alp Phe	2.3970	4500.0	97	49656	No
281	GOM_NL__2PRFIN20110828_224202_000000493106_00073_49656_8061.N1	28-AUG-2011 22:42:02	Straylight	49.000	18	24Alp PsA	1.1660	9700.0	98	49656	No
282	GOM_NL__2PRFIN20110828_224656_000000493106_00073_49656_8062.N1	28-AUG-2011 22:46:56	Bright	48.500	142	49Del Cap	2.8500	8900.0	97	49656	No
283	GOM_NL__2PRFIN20110828_225005_000000393106_00073_49656_8063.N1	28-AUG-2011 22:50:05	Bright	39.000	154	22Bet Aqr	2.8990	5700.0	78	49656	No
284	GOM_NL__2PRFIN20110828_225136_000000413106_00073_49656_8064.N1	28-AUG-2011 22:51:36	Bright	41.000	162	34Alp Aqr	2.9440	5350.0	82	49656	No
285	GOM_NL__2PRFIN20110828_225436_000000393106_00073_49656_8065.N1	28-AUG-2011 22:54:36	Bright	38.500	61	8Eps Peg	2.1000	3900.0	77	49656	No
286	GOM_NL__2PRFIN20110828_230153_000000463106_00073_49656_8066.N1	28-AUG-2011 23:01:53	Bright	46.000	164	44Eta Peg	2.9480	5400.0	92	49656	No
287	GOM_NL__2PRFIN20110828_230934_000000383106_00073_49656_8067.N1	28-AUG-2011 23:09:34	Bright	37.500	89	5Alp Cep	2.4510	8000.0	75	49656	No
288	GOM_NL__2PRFIN20110828_231236_000000453106_00073_49656_8068.N1	28-AUG-2011 23:12:36	Bright	45.000	74	11Bet Cas	2.2680	6600.0	90	49656	No
289	GOM_NL__2PRFIN20110828_231445_000000473106_00073_49656_8069.N1	28-AUG-2011 23:14:45	Bright	46.500	76	27Gam Cas	2.3000	30000.	93	49656	No
290	GOM_NL__2PRFIN20110828_233000_000000473106_00073_49656_8070.N1	28-AUG-2011 23:30:00	Bright	46.500	42	34Bet Aur	1.9000	10200.	93	49656	No
291	GOM_NL__2PRFIN20110828_233245_000000453106_00073_49656_8071.N1	28-AUG-2011 23:32:45	Bright	45.000	107	37The Aur	2.6490	11000.	90	49656	No
292	GOM_NL__2PRFIN20110828_233459_000000363106_00073_49656_8072.N1	28-AUG-2011 23:34:59	Bright	35.500	17	78Bet Gem	1.1610	4500.0	71	49656	No
293	GOM_NL__2PRFIN20110828_233744_000000573106_00073_49656_8073.N1	28-AUG-2011 23:37:44	Tw_i_and_stray	57.000	151	13Mu Gem	2.8900	3000.0	114	49656	No
294	GOM_NL__2PRFIN20110828_233928_000000513106_00073_49656_8074.N1	28-AUG-2011 23:39:28	Tw_i_and_stray	51.000	44	24Gam Gem	1.9280	11000.	102	49656	No
295	GOM_NL__2PRFIN20110828_234350_000000753106_00073_49656_8075.N1	28-AUG-2011 23:43:50	Dark	75.000	14	58Alp Ori	0.87000	3000.0	150	49656	No
296	GOM_NL__2PRFIN20110828_234903_000000483106_00073_49656_8076.N1	28-AUG-2011 23:49:03	Dark	48.000	1	9Alp CMa	-1.4400	11000.	96	49656	No
297	GOM_NL__2PRFIN20110828_235252_000000543106_00073_49656_8077.N1	28-AUG-2011 23:52:52	Dark	53.500	101	11Alp Lep	2.5820	7000.0	107	49656	No

3. Quality information per product

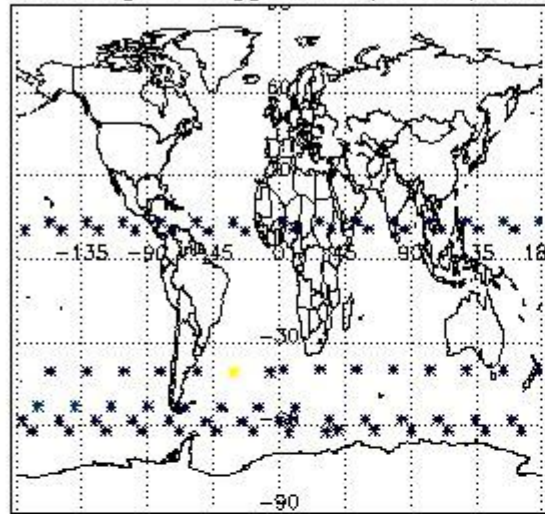
In this section it is plotted some information contained in the Quality Summary data set of the level 2 products. Only products in dark limb conditions and without errors (error flag in the MPH set to "0") are used.

3.1 Plot quality information per product (time dependant)

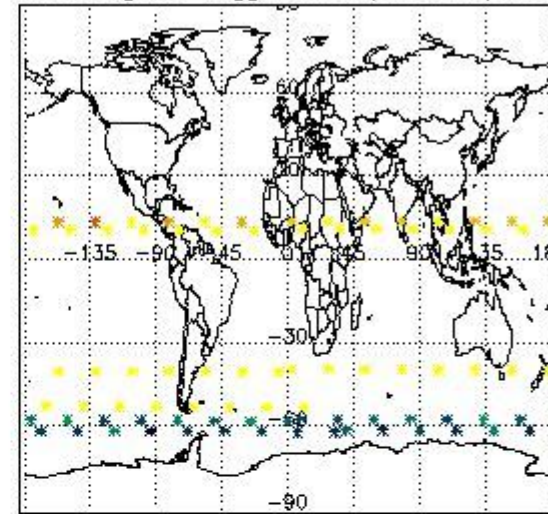


3.2 Plot quality information per product (world map)

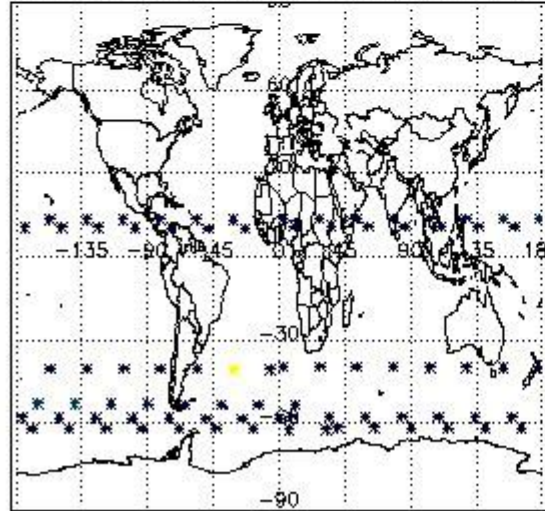
Percentage of flagged data per O3 profile



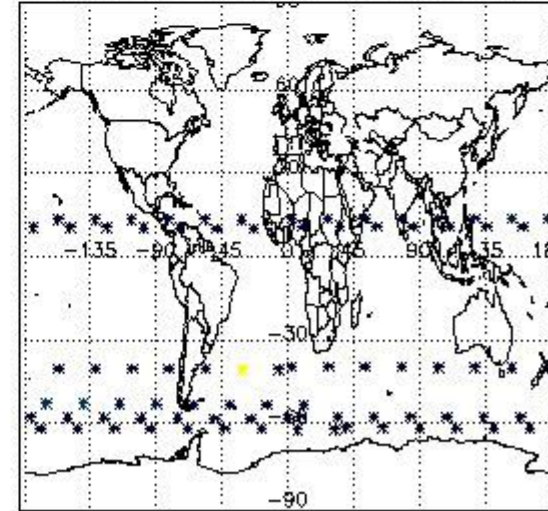
Percentage of flagged data per H2O profile



Percentage of flagged data per NO2 profile



Percentage of flagged data per NO3 profile

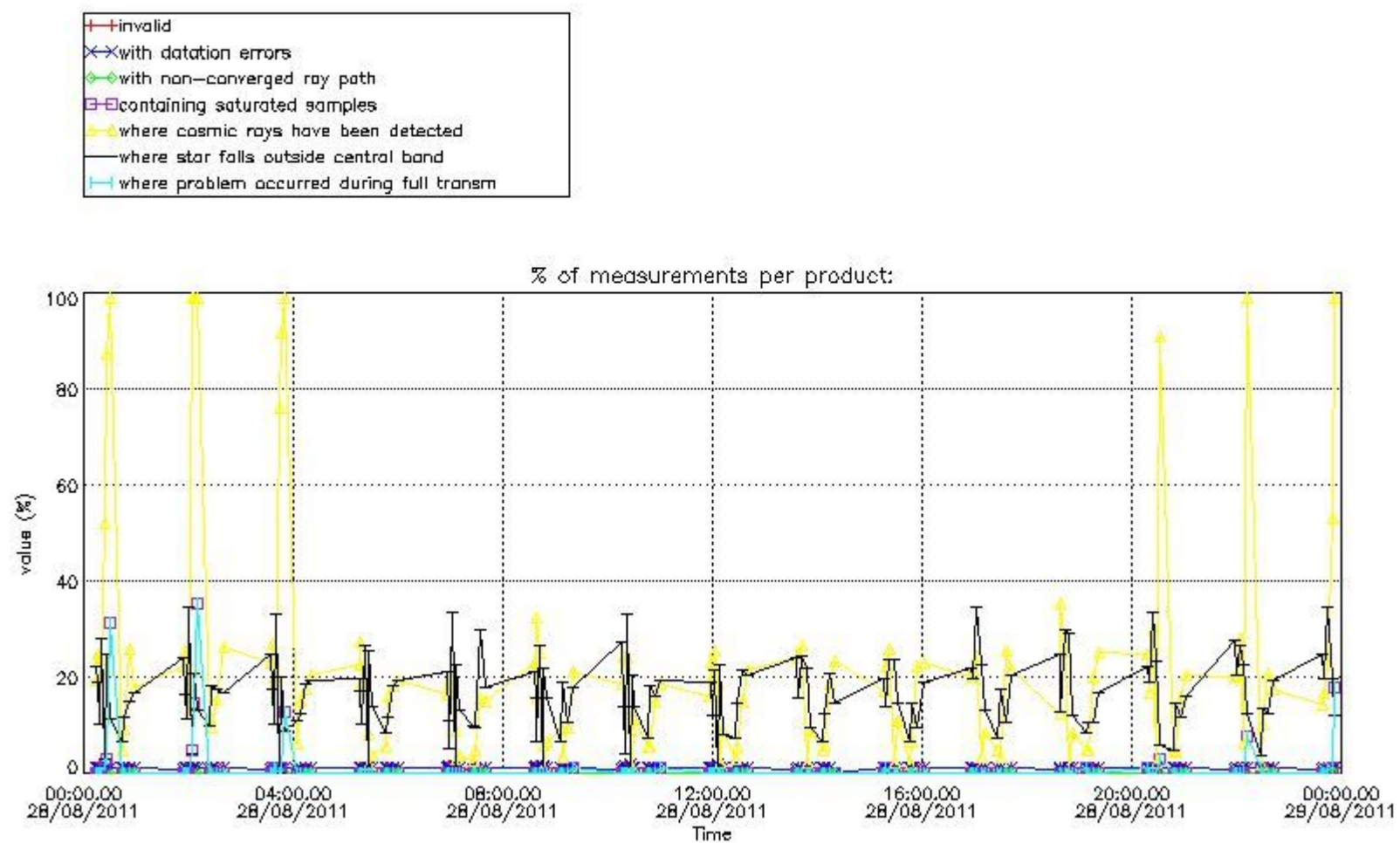


4. Level 1 quality information per product

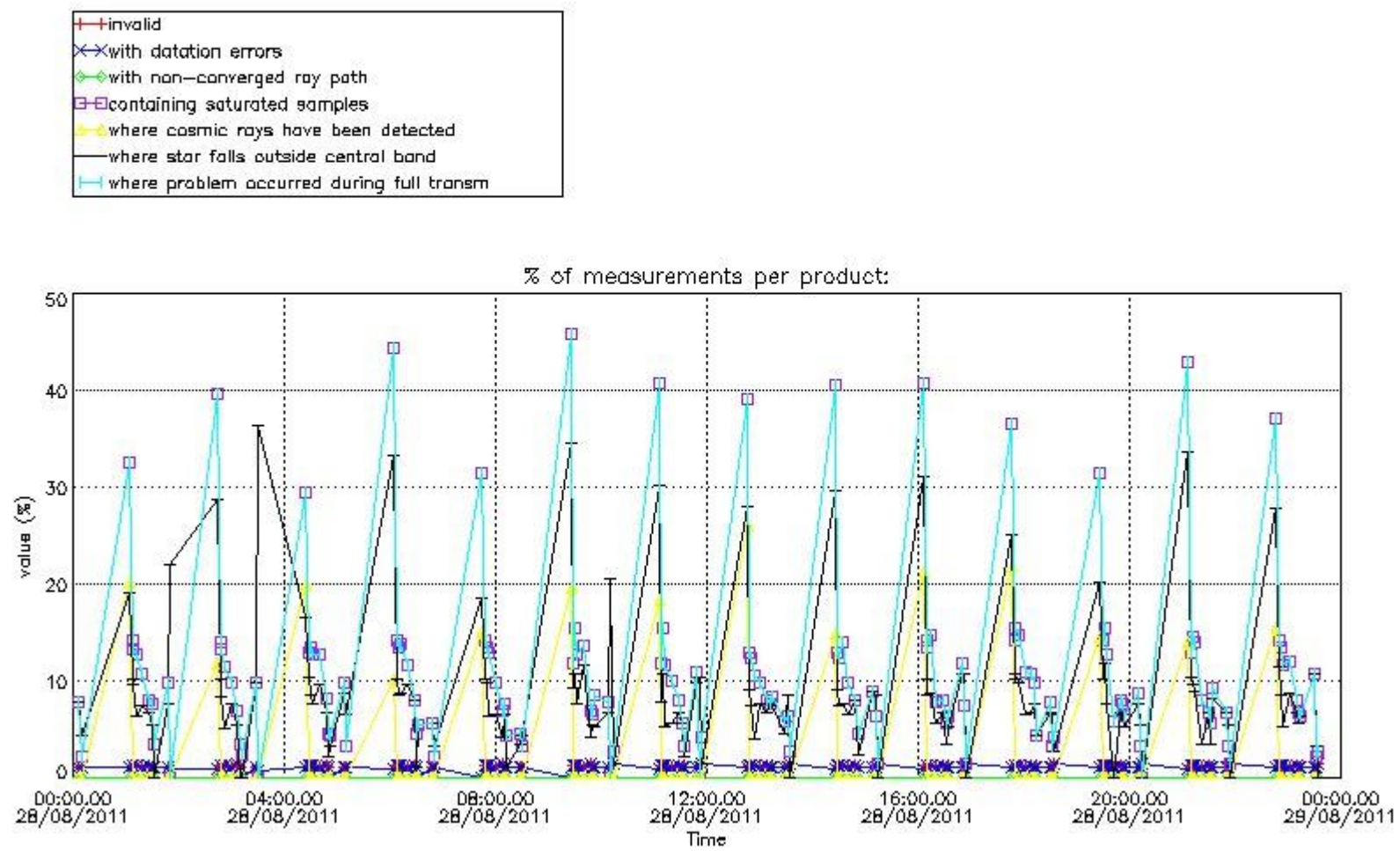
In this section it is plotted some information contained in the Quality Summary data set of the level 2 products that comes from the level 1b processing. Products without errors (error flag in the MPH set to "0") are used.

4.1 Plot quality information per product (time dependant) coming from level 1b processing

4.1.1 Plot level 1 quality information per product (time dependant): ENVISAT ASCENDING passes

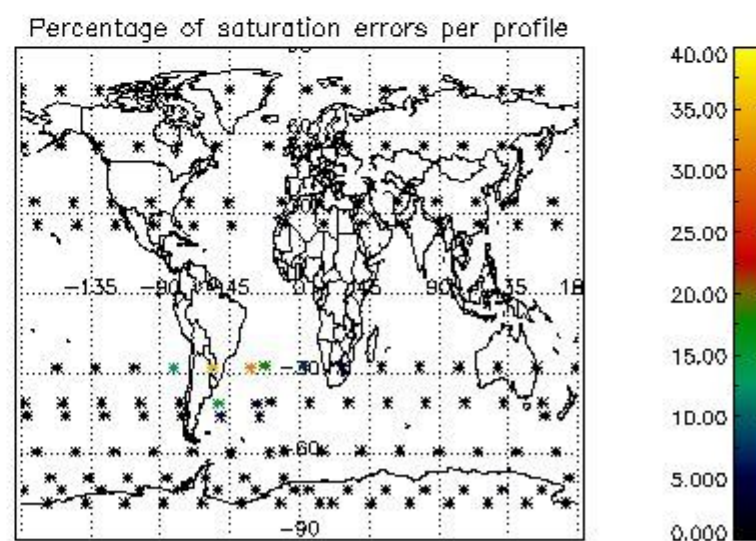
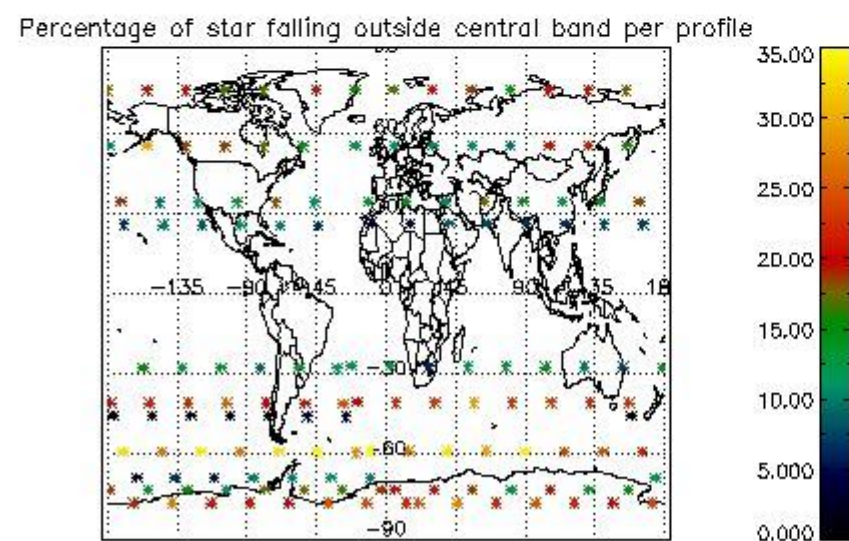
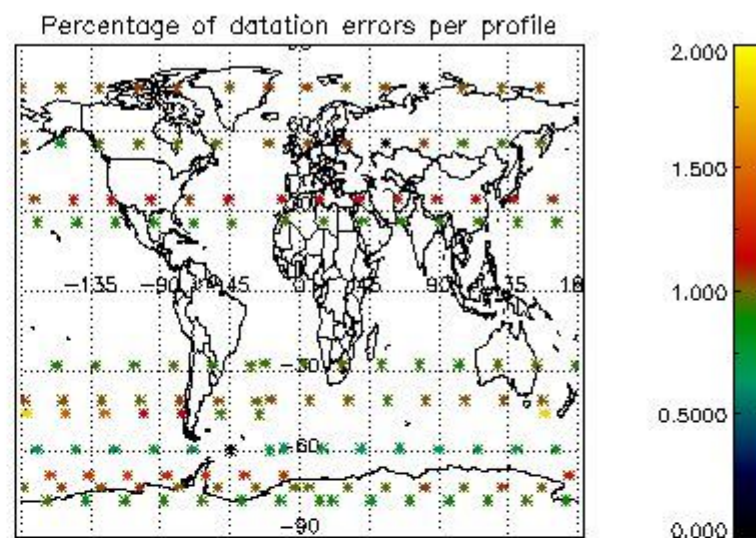
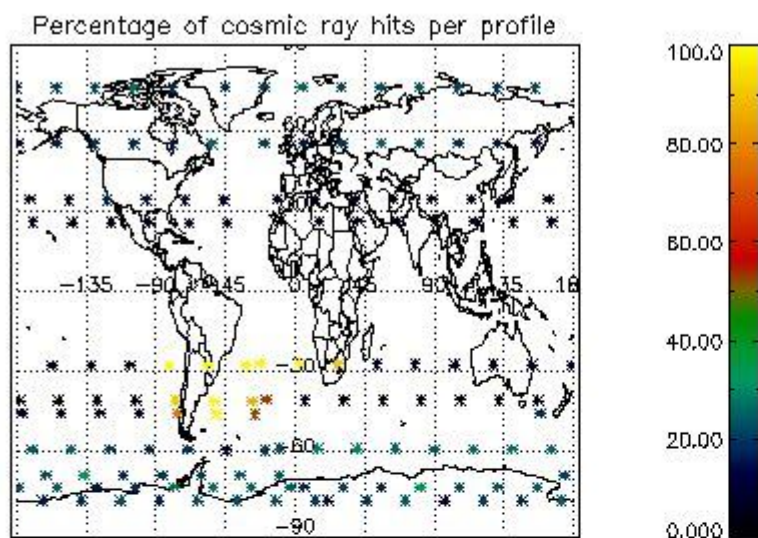


4.1.2 Plot level 1 quality information per product (time dependant): ENVI SAT DESCENDING passes

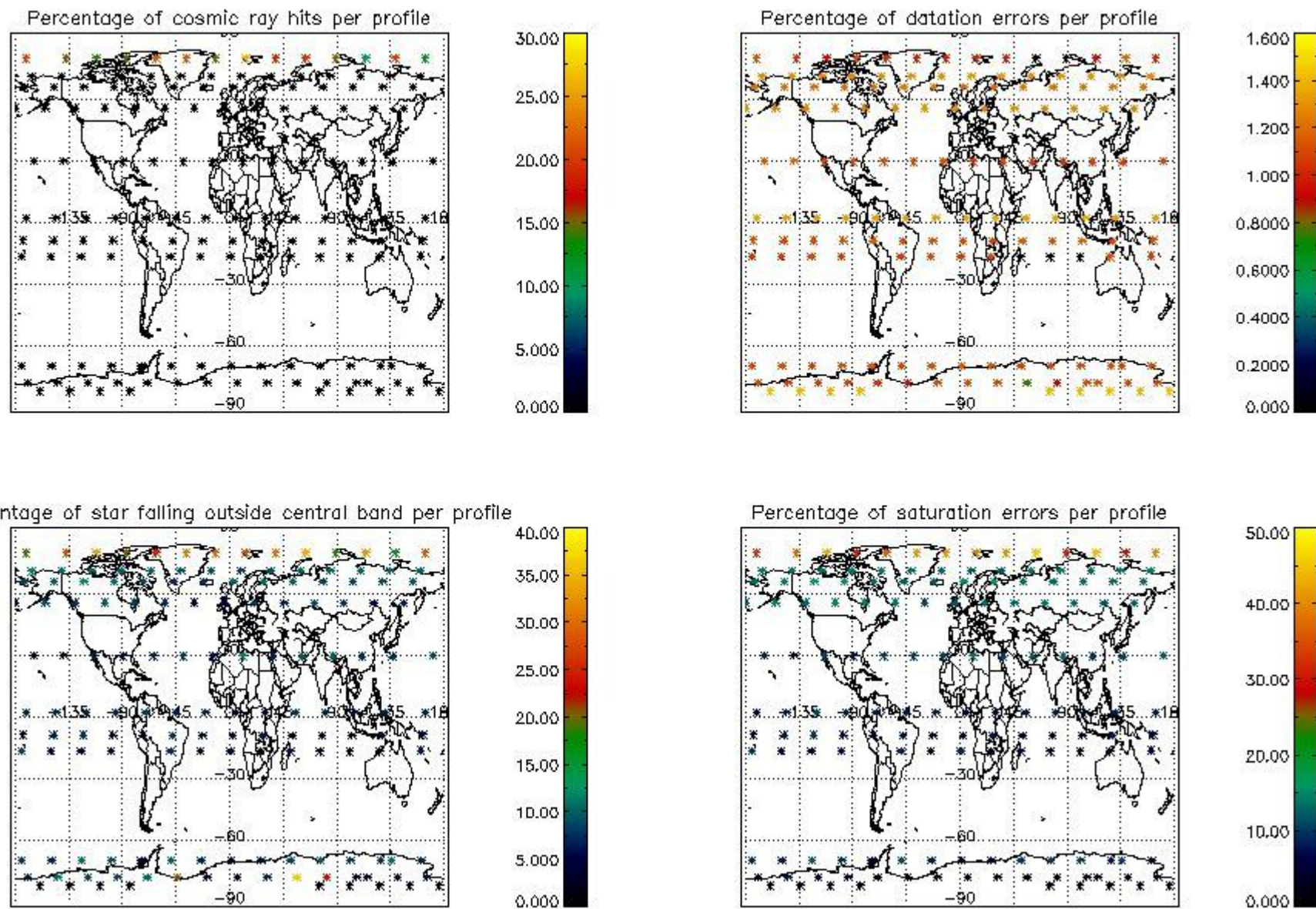


4.2 Plot quality information per product coming from level 1b processing (world map)

4.2.1 Plot level 1 quality information per product (world map): ENVISAT ASCENDING passes



4.2.2 Plot level 1 quality information per product (world map): ENVISAT DESCENDING passes



5. Trace gas profiles

5.1 Ozone statistics based on quality of products

The final quality of the products can be "measured" using the STD (Standard Deviation) attached to every point profile. This information is written to the parameter GOM_NL__2P/NL_LOCAL_SPECIES_DENSITY/o3_std of the level 2 products. The table below shows the statistics for given STD ranges.

The statistics are given with respect to the overall valid production:

- Products without fatal errors: GOM_NL__2P/MPH/PRODUCT_ERR=0
- Valid point profile: GOM_NL__2P/NL_LOCAL_SPECIES_DENSITY/pcd(0)=0

The 'Criteria' is applied to valid points of dark limb products:

- Products in dark limb illumination condition: GOM_NL__2P/NL_SUMMARY_QUALITY/obs_ill_cond=0
- Products without fatal errors: GOM_NL__2P/MPH/PRODUCT_ERR=0
- Valid point profile: GOM_NL__2P/NL_LOCAL_SPECIES_DENSITY/pcd(0)=0

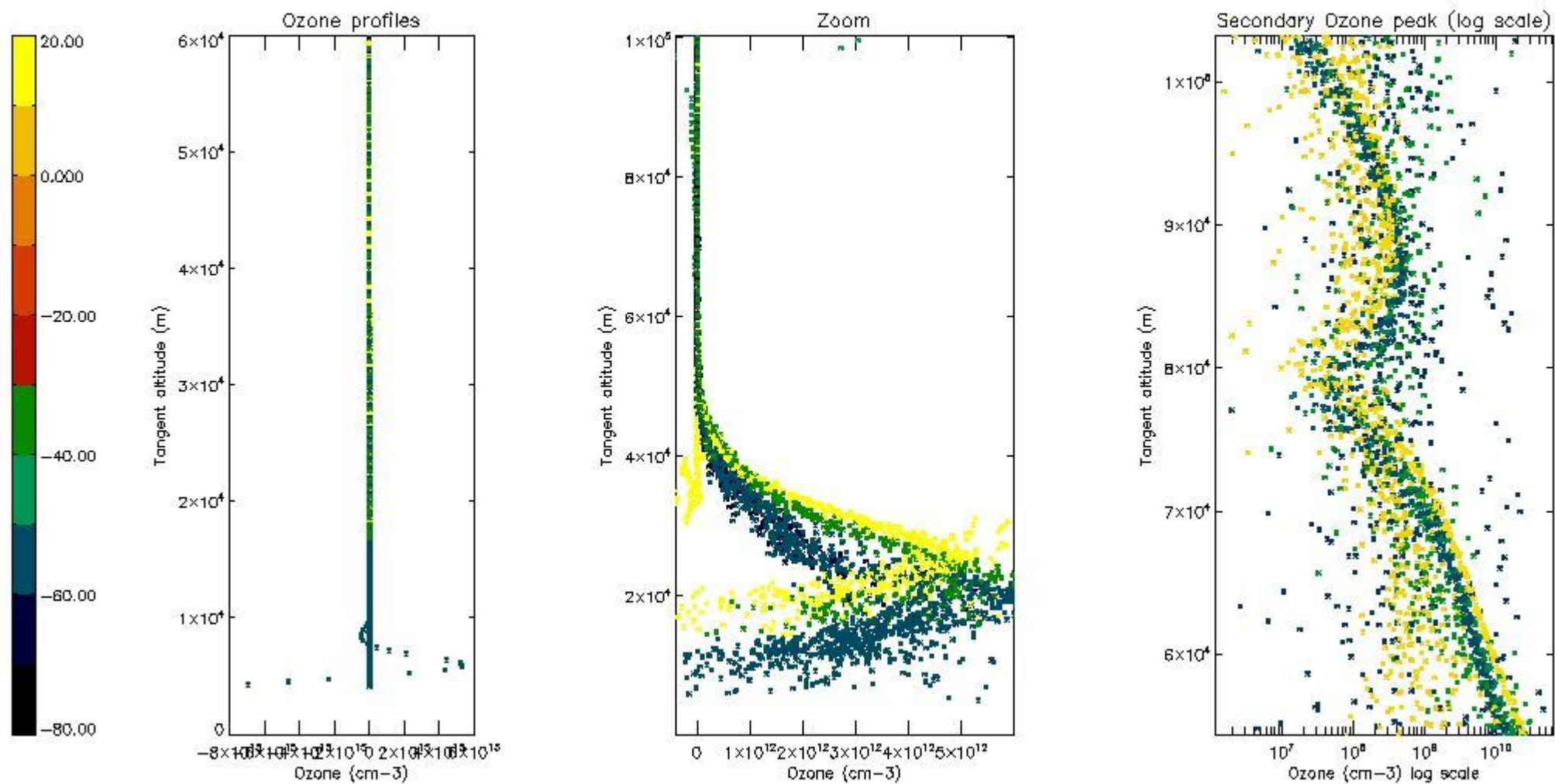
So, the table below shows the percentage of dark limb and valid observations for each criteria with respect to the overall valid daily observations.

Criteria	% of total production
All STD	31
STD < 20	15

STD < 10	12
STD < 5	8

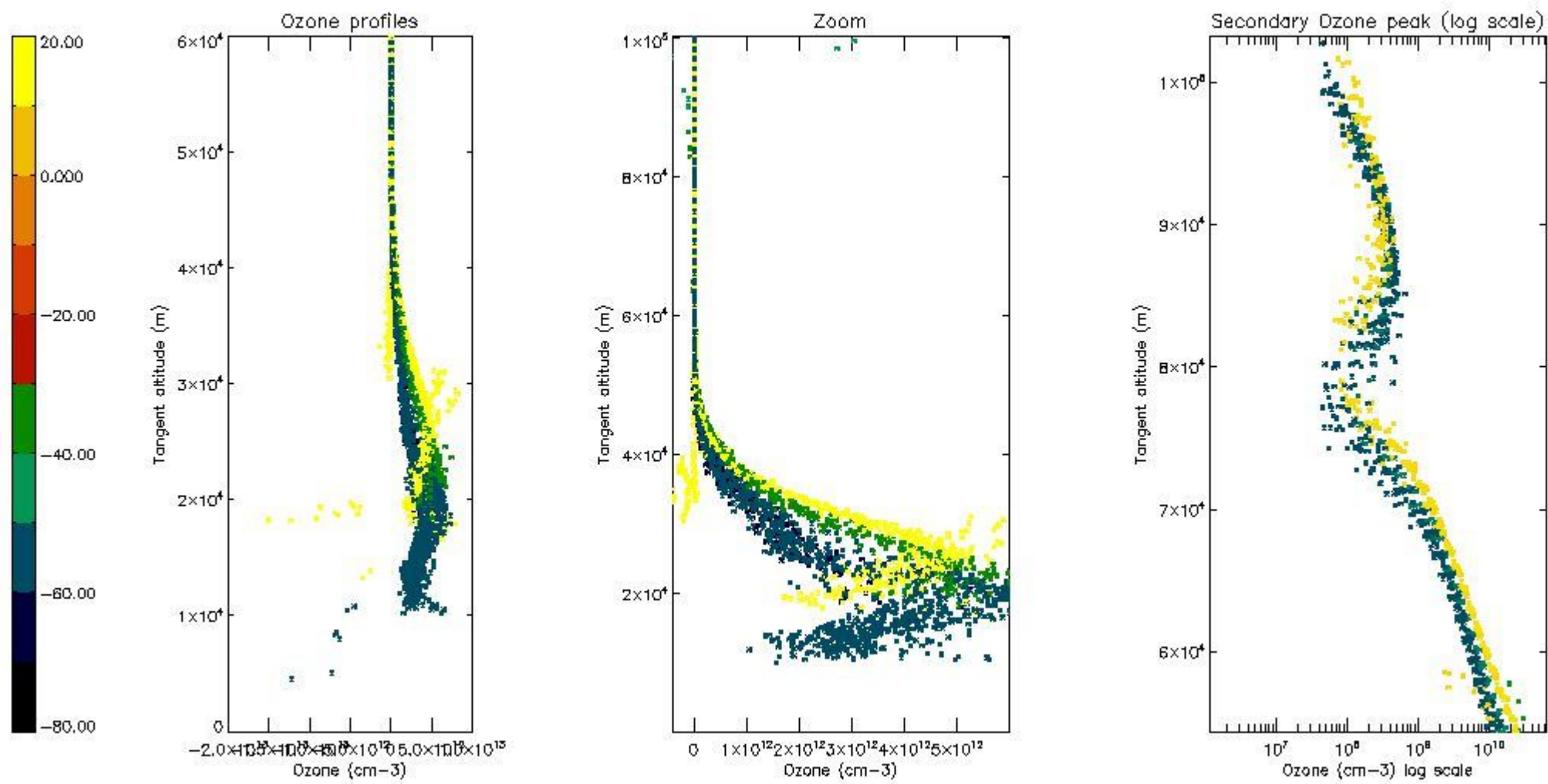
5.2 Plot ozone profiles for all STD (dark without errors)

The colorbar represents the latitude.



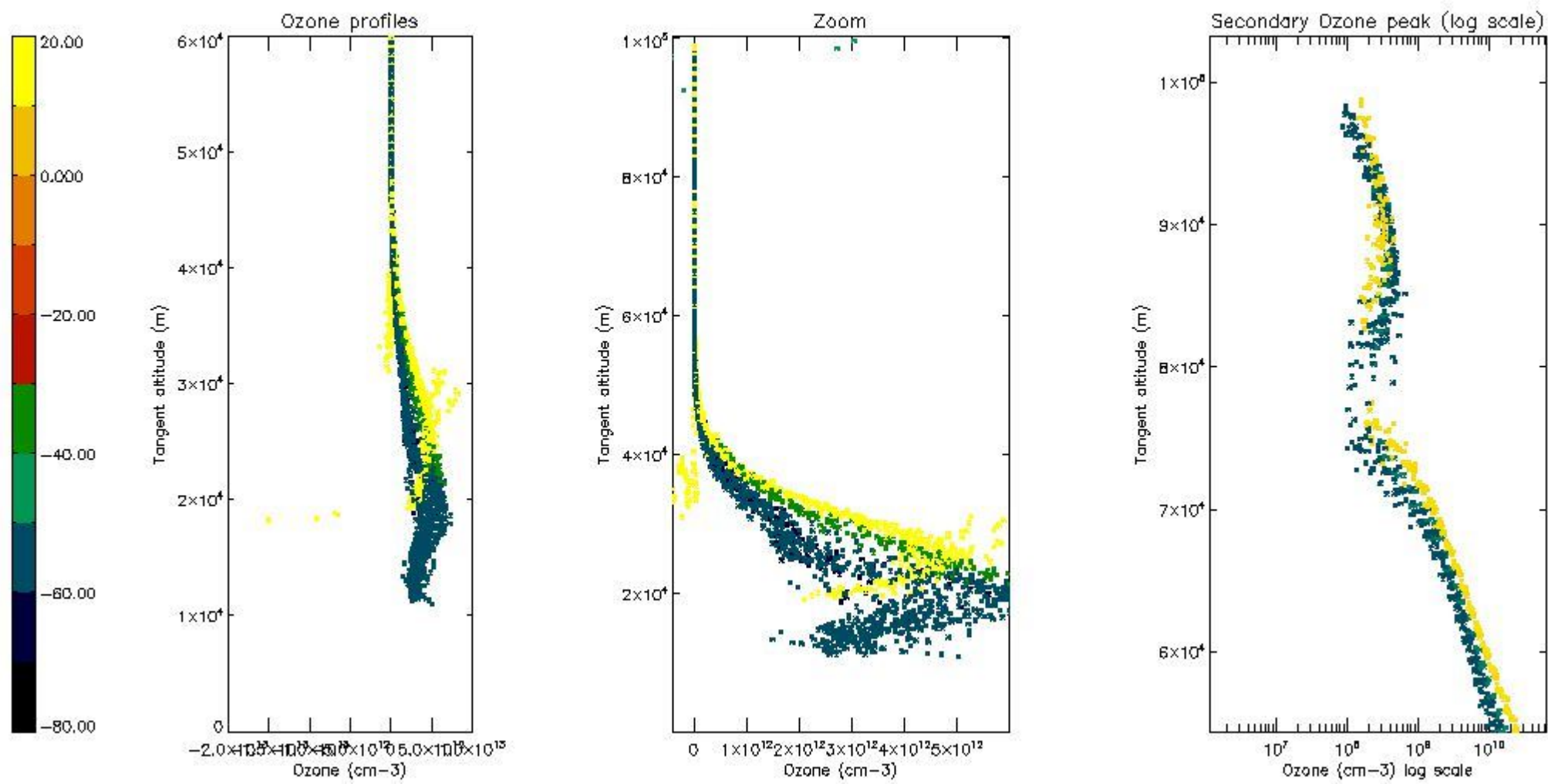
5.3 Plot ozone profiles where STD < 20% (dark without errors)

The colorbar represents the latitude.



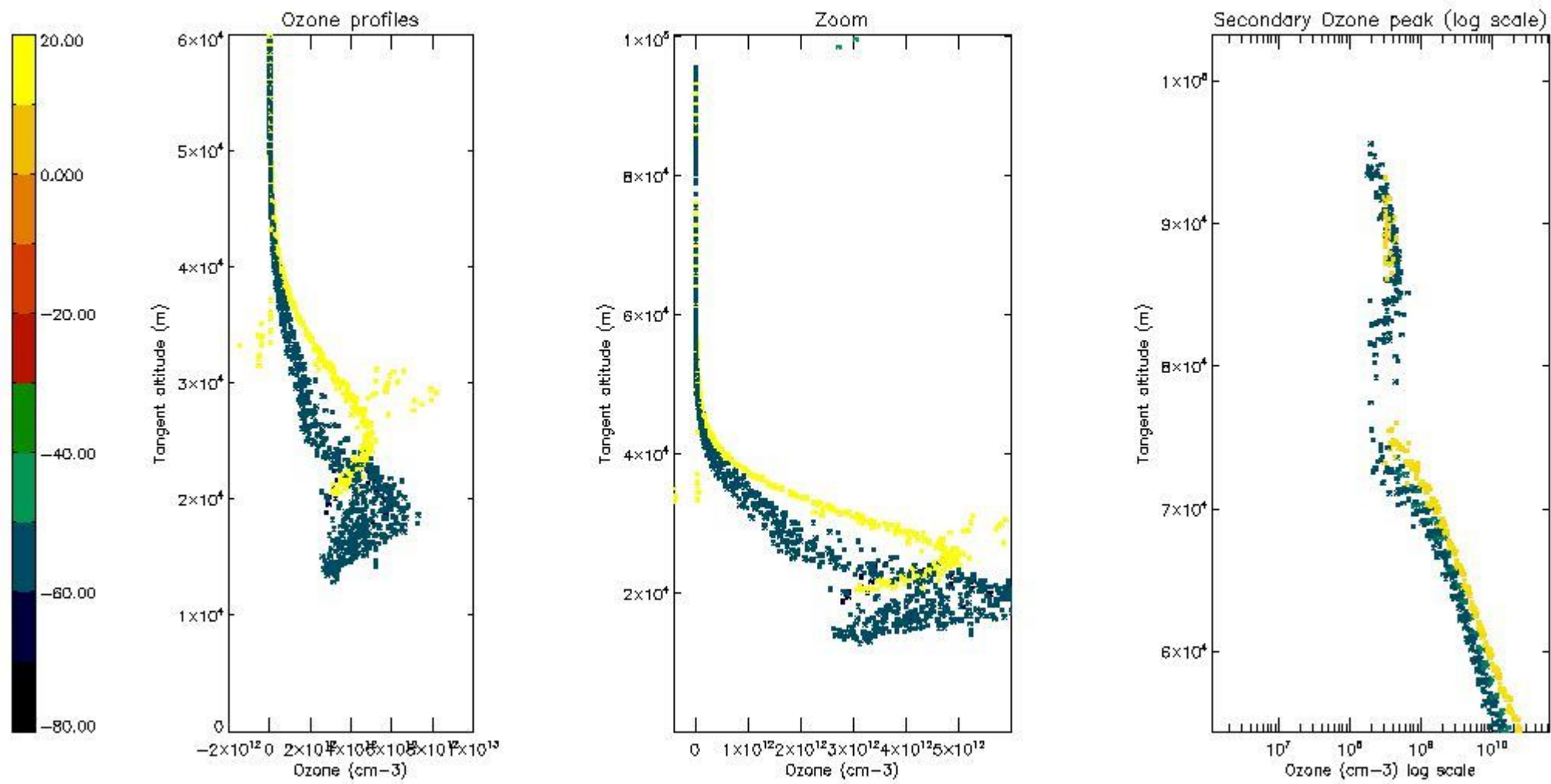
5.4 Plot ozone profiles where STD < 10% (dark without errors)

The colorbar represents the latitude.



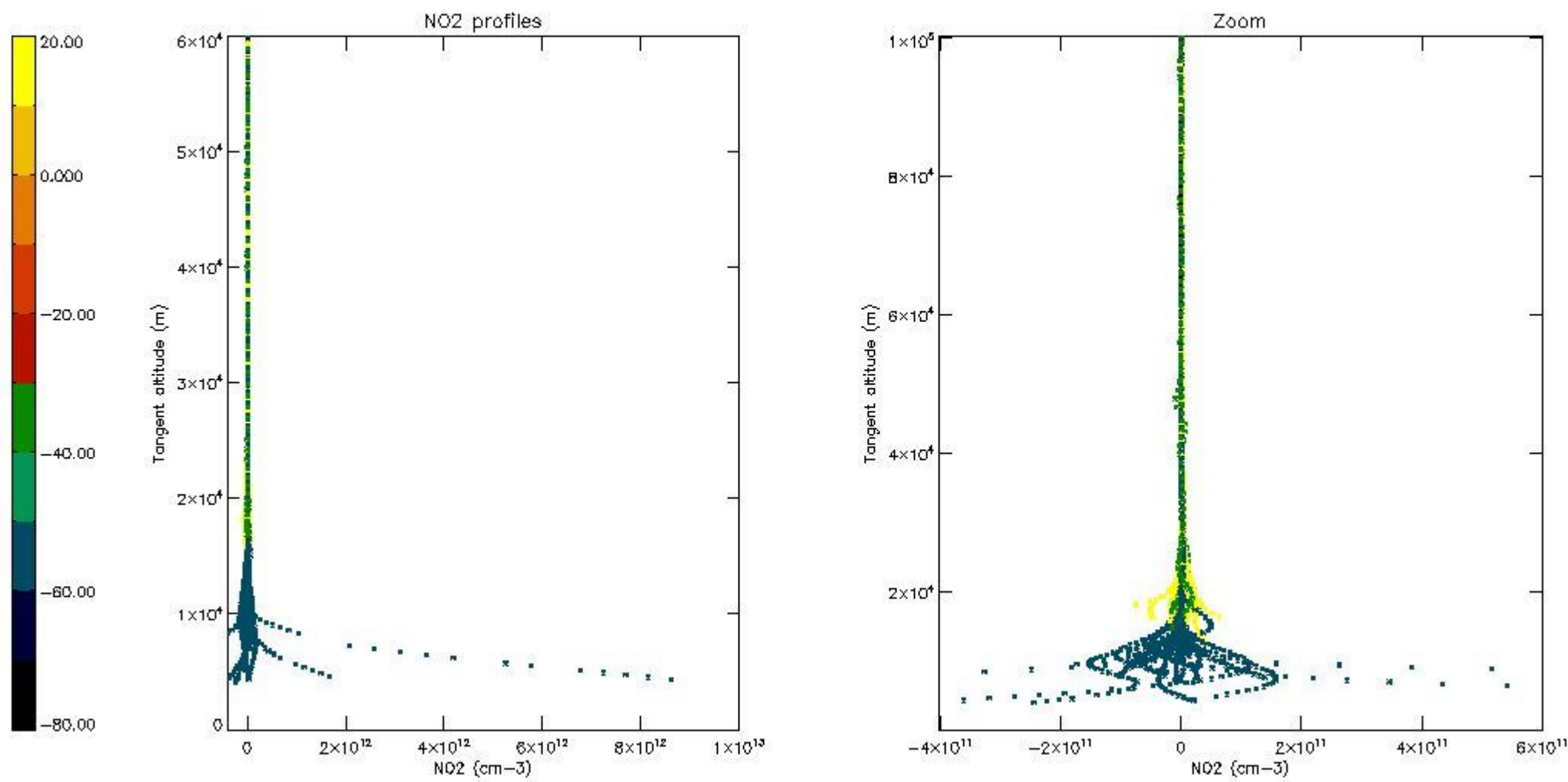
5.5 Plot ozone profiles where STD < 5% (dark without errors)

The colorbar represents the latitude.



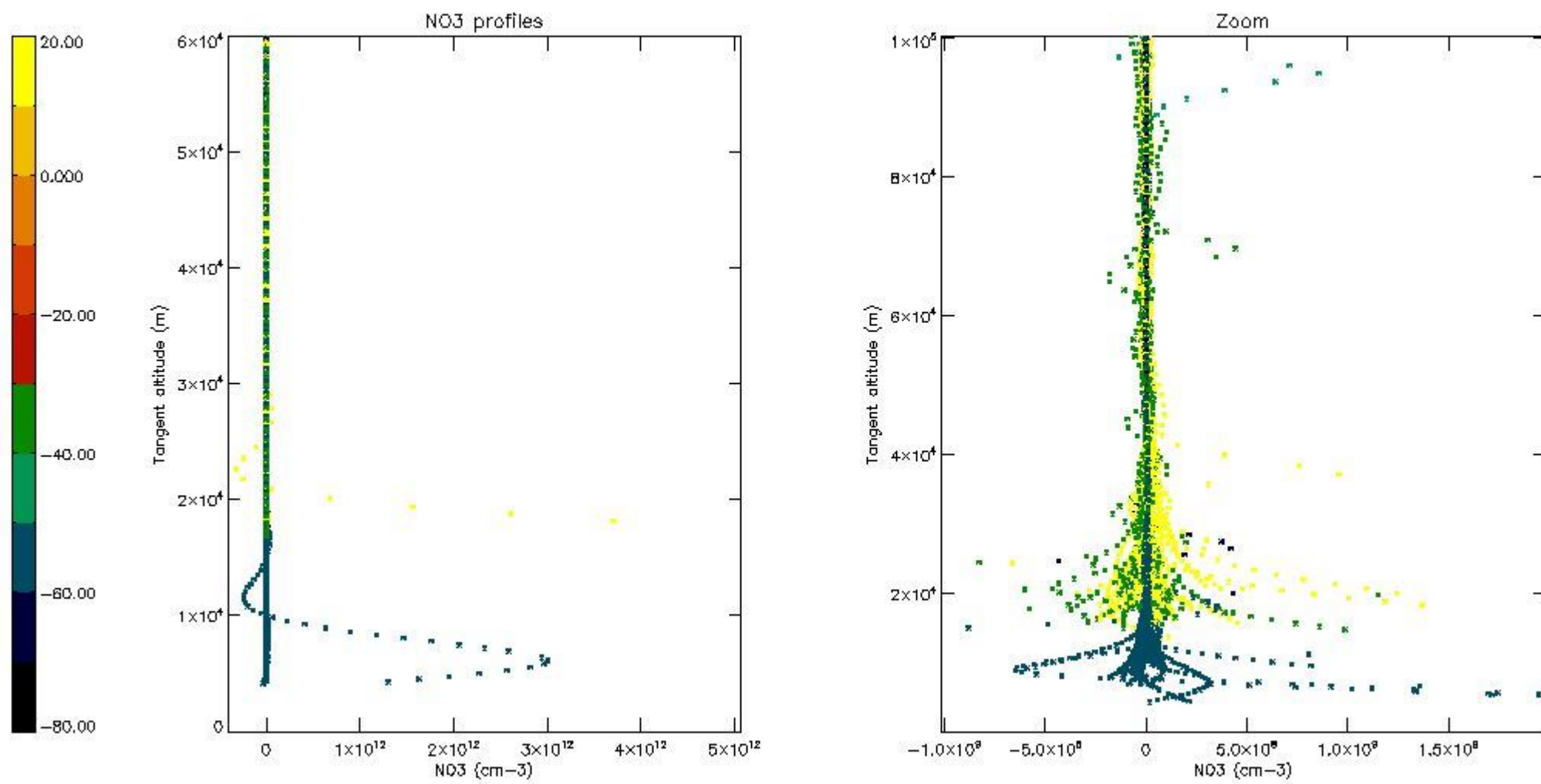
5.6 Plot NO₂ profiles for all STD (dark without errors)

The colorbar represents the latitude.



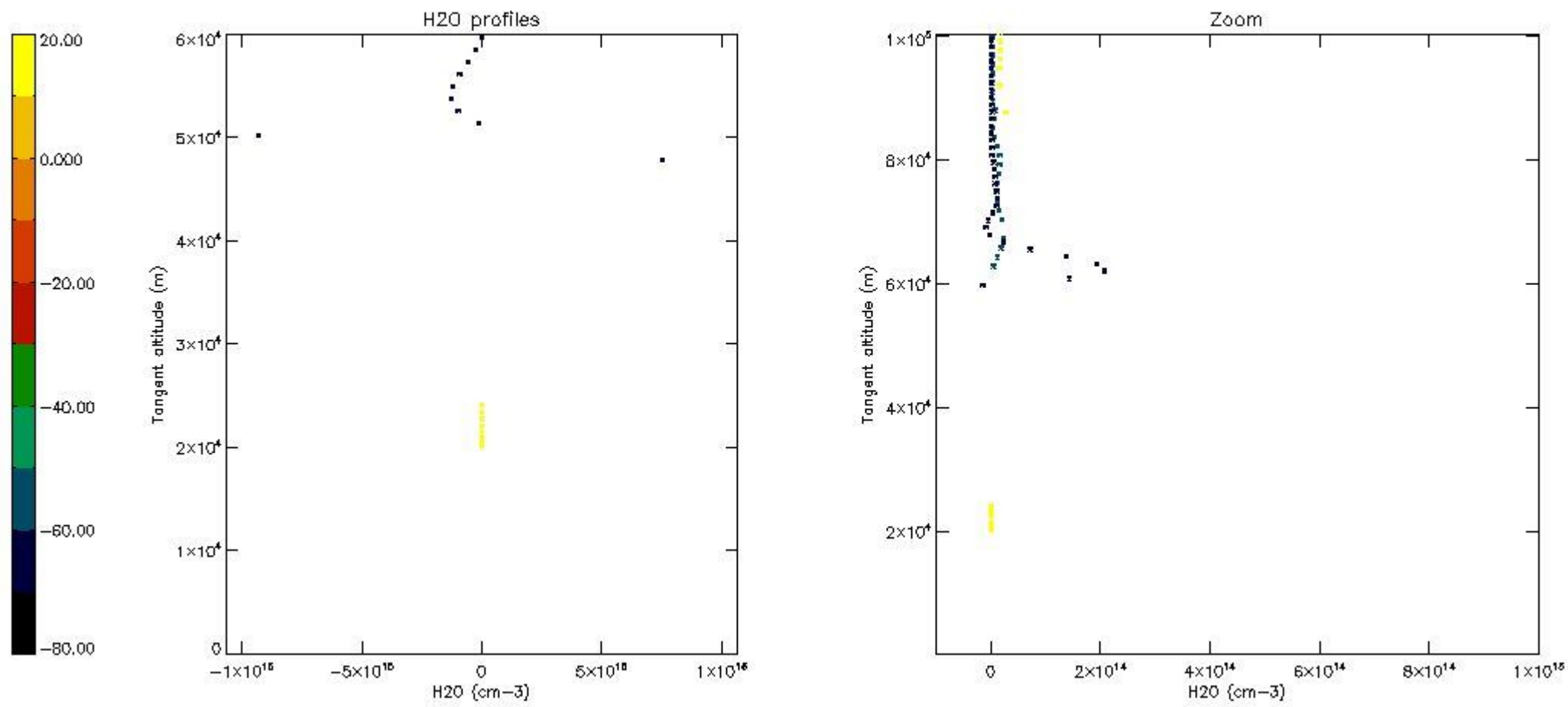
5.7 Plot NO3 profiles for all STD (dark without errors)

The colorbar represents the latitude.



5.8 Plot H₂O profiles for all STD (only for occultations of stars 1,2,3,4,13,14,16,26,63 dark without errors)

The colorbar represents the latitude.



6. Auxiliary Data Files used for the production reported in section 2

The number reported in the third column indicates since which file (see list in section 2) the corresponding auxiliary file has been used. The fourth column is the date of those product files.

Type	Auxiliary Filename	Used since product	Used since product date
INST_PHYS_CHARACTERISTICS	GOM_INS_AXVIEC20091111_143220_20030716_120000_20500101_000000	1	28-AUG-2011 00:06:46
LEVEL-2_PROC_CONFIG	GOM_PR2_AXVIEC20091111_152718_20020301_000000_20500101_000000	1	28-AUG-2011 00:06:46
CROSS_SECTIONS_FILE	GOM_CRS_AXVIEC20091111_154832_20020301_000000_20500101_000000	1	28-AUG-2011 00:06:46

GOMOS Level 2 Daily Report

SUMMARY

[1. General Info](#)

[2. Summary of processed GOM_NL_2P products](#)

[3. Level 2 Quality information per product](#)

[3.1 Plot of level 2 quality information per product \(time dependant\)](#)

[3.2 Plot of level 2 quality information per product \(world map\)](#)

[4. Level 1 Quality information per product \(stored on level 2 products\)](#)

[4.1 Plot of level 1 quality information per product \(time dependant\)](#)

[4.1.1 Plot of level 1 quality information per product \(time dependant\): ASCENDING](#)

[4.1.2 Plot of level 1 quality information per product \(time dependant\): DESCENDING](#)

[4.2 Plot of level 1 quality information per product \(world map\)](#)

[4.2.1 Plot of level 1 quality information per product \(world map\): ASCENDING](#)

[4.2.2 Plot of level 1 quality information per product \(world map\): DESCENDING](#)

[5. Ozone profiles based on quality statistics and other trace gas profiles](#)

[5.1 Ozone statistics based on quality of products](#)

[5.2 Plot ozone profiles for all STD \(dark without errors\)](#)

[5.3 Plot ozone profiles where STD < 20% \(dark without errors\)](#)

[5.4. Plot ozone profiles where STD < 10% \(dark without errors\)](#)

[5.5. Plot ozone profiles where STD < 5% \(dark without errors\)](#)

[5.6 Plot NO2 profiles for all STD \(dark without errors\)](#)

[5.7 Plot NO3 profiles for all STD \(dark without errors\)](#)

[5.8 Plot H2O profiles \(only for occultations of stars 1,2,3,4,13,14,16,26,63 dark without errors\) for all STD](#)

[6. Auxiliary Data Files used for the production reported in section 2](#)

161	GOM_NL__2PRFIN20110828_123418_000000543106_00067_49650_7849.N1	28-AUG-2011 12:34:18	Straylight	54.000	84	Alp Phe	2.3970	4500.0	108	49650	No
162	GOM_NL__2PRFIN20110828_124037_000000493106_00067_49650_7850.N1	28-AUG-2011 12:40:37	Straylight	49.000	18	24Alp PsA	1.1660	9700.0	98	49650	No
163	GOM_NL__2PRFIN20110828_124531_000000503106_00067_49650_7851.N1	28-AUG-2011 12:45:31	Bright	50.000	142	49Del Cap	2.8500	8900.0	100	49650	No
164	GOM_NL__2PRFIN20110828_124840_000000393106_00067_49650_7852.N1	28-AUG-2011 12:48:40	Bright	38.500	154	22Bet Aqr	2.8990	5700.0	77	49650	No
165	GOM_NL__2PRFIN20110828_125012_000000413106_00067_49650_7853.N1	28-AUG-2011 12:50:12	Bright	40.500	162	34Alp Aqr	2.9440	5350.0	81	49650	No
166	GOM_NL__2PRFIN20110828_125312_000000383106_00067_49650_7854.N1	28-AUG-2011 12:53:12	Bright	38.000	61	8Eps Peg	2.1000	3900.0	76	49650	No
167	GOM_NL__2PRFIN20110828_130032_000000463106_00067_49650_7855.N1	28-AUG-2011 13:00:32	Bright	45.500	164	44Eta Peg	2.9480	5400.0	91	49650	No
168	GOM_NL__2PRFIN20110828_130811_000000383106_00067_49650_7856.N1	28-AUG-2011 13:08:11	Bright	37.500	89	5Alp Cep	2.4510	8000.0	75	49650	No
169	GOM_NL__2PRFIN20110828_131116_000000463106_00067_49650_7857.N1	28-AUG-2011 13:11:16	Bright	46.000	74	11Bet Cas	2.2680	6600.0	92	49650	No
170	GOM_NL__2PRFIN20110828_131326_000000483106_00067_49650_7858.N1	28-AUG-2011 13:13:26	Bright	47.500	76	27Gam Cas	2.3000	30000.	95	49650	No
171	GOM_NL__2PRFIN20110828_132837_000000443106_00067_49650_7859.N1	28-AUG-2011 13:28:37	Bright	43.500	42	34Bet Aur	1.9000	10200.	87	49650	No
172	GOM_NL__2PRFIN20110828_133122_000000473106_00067_49650_7860.N1	28-AUG-2011 13:31:22	Bright	46.500	107	37The Aur	2.6490	11000.	93	49650	No
173	GOM_NL__2PRFIN20110828_133334_000000363106_00067_49650_7861.N1	28-AUG-2011 13:33:34	Bright	35.500	17	78Bet Gem	1.1610	4500.0	71	49650	No
174	GOM_NL__2PRFIN20110828_133619_000000563106_00067_49650_7862.N1	28-AUG-2011 13:36:19	Tw_i_and_stray	56.000	151	13Mu Gem	2.8900	3000.0	112	49650	No
175	GOM_NL__2PRFIN20110828_133802_000000493106_00067_49650_7863.N1	28-AUG-2011 13:38:02	Tw_i_and_stray	48.500	44	24Gam Gem	1.9280	11000.	97	49650	No
176	GOM_NL__2PRFIN20110828_134222_000000643106_00067_49650_7864.N1	28-AUG-2011 13:42:22	Dark	64.000	14	58Alp Ori	0.87000	3000.0	128	49650	No
177	GOM_NL__2PRFIN20110828_134735_000000483106_00067_49650_7865.N1	28-AUG-2011 13:47:35	Dark	48.000	1	9Alp CMa	-1.4400	11000.	96	49650	No
178	GOM_NL__2PRFIN20110828_135121_000000523106_00067_49650_7866.N1	28-AUG-2011 13:51:21	Dark	52.000	101	11Alp Lep	2.5820	7000.0	104	49650	No
179	GOM_NL__2PRFIN20110828_140617_000000543106_00068_49651_7877.N1	28-AUG-2011 14:06:17	Dark	54.000	157	The1Eri	2.9060	9300.0	108	49651	No
180	GOM_NL__2PRFIN20110828_140837_000000443106_00068_49651_7878.N1	28-AUG-2011 14:08:37	Dark	44.000	9	Alp Eri	0.45300	24000.	88	49651	No
181	GOM_NL__2PRFIN20110828_141433_000000543106_00068_49651_7879.N1	28-AUG-2011 14:14:33	Straylight	53.500	84	Alp Phe	2.3970	4500.0	107	49651	No
182	GOM_NL__2PRFIN20110828_142051_000000453106_00068_49651_7880.N1	28-AUG-2011 14:20:51	Straylight	45.000	18	24Alp PsA	1.1660	9700.0	90	49651	No
183	GOM_NL__2PRFIN20110828_142545_000000513106_00068_49651_7881.N1	28-AUG-2011 14:25:45	Bright	50.500	142	49Del Cap	2.8500	8900.0	101	49651	No
184	GOM_NL__2PRFIN20110828_142854_000000393106_00068_49651_7882.N1	28-AUG-2011 14:28:54	Bright	38.500	154	22Bet Aqr	2.8990	5700.0	77	49651	No
185	GOM_NL__2PRFIN20110828_143026_000000413106_00068_49651_7883.N1	28-AUG-2011 14:30:26	Bright	40.500	162	34Alp Aqr	2.9440	5350.0	81	49651	No
186	GOM_NL__2PRFIN20110828_143326_000000403106_00068_49651_7884.N1	28-AUG-2011 14:33:26	Bright	39.500	61	8Eps Peg	2.1000	3900.0	79	49651	No
187	GOM_NL__2PRFIN20110828_144046_000000463106_00068_49651_7885.N1	28-AUG-2011 14:40:46	Bright	45.500	164	44Eta Peg	2.9480	5400.0	91	49651	No
188	GOM_NL__2PRFIN20110828_144825_000000383106_00068_49651_7886.N1	28-AUG-2011 14:48:25	Bright	37.500	89	5Alp Cep	2.4510	8000.0	75	49651	No
189	GOM_NL__2PRFIN20110828_145129_000000443106_00068_49651_7887.N1	28-AUG-2011 14:51:29	Bright	43.500	74	11Bet Cas	2.2680	6600.0	87	49651	No
190	GOM_NL__2PRFIN20110828_150851_000000453106_00068_49651_7888.N1	28-AUG-2011 15:08:51	Bright	45.000	42	34Bet Aur	1.9000	10200.	90	49651	No
191	GOM_NL__2PRFIN20110828_151136_000000473106_00068_49651_7889.N1	28-AUG-2011 15:11:36	Bright	47.000	107	37The Aur	2.6490	11000.	94	49651	No
192	GOM_NL__2PRFIN20110828_151349_000000353106_00068_49651_7890.N1	28-AUG-2011 15:13:49	Bright	35.000	17	78Bet Gem	1.1610	4500.0	70	49651	No
193	GOM_NL__2PRFIN20110828_151633_000000533106_00068_49651_7891.N1	28-AUG-2011 15:16:33	Tw_i_and_stray	53.000	151	13Mu Gem	2.8900	3000.0	106	49651	No
194	GOM_NL__2PRFIN20110828_151817_000000473106_00068_49651_7892.N1	28-AUG-2011 15:18:17	Tw_i_and_stray	47.000	44	24Gam Gem	1.9280	11000.	94	49651	No
195	GOM_NL__2PRFIN20110828_152237_000000643106_00068_49651_7893.N1	28-AUG-2011 15:22:37	Dark	63.500	14	58Alp Ori	0.87000	3000.0	127	49651	No
196	GOM_NL__2PRFIN20110828_152750_000000493106_00068_49651_7894.N1	28-AUG-2011 15:27:50	Dark	49.000	1	9Alp CMa	-1.4400	11000.	98	49651	No
197	GOM_NL__2PRFIN20110828_153136_000000553106_00068_49651_7895.N1	28-AUG-2011 15:31:36	Dark	55.000	101	11Alp Lep	2.5820	7000.0	110	49651	No
198	GOM_NL__2PRFIN20110828_154632_000000543106_00069_49652_7912.N1	28-AUG-2011 15:46:32	Dark	53.500	157	The1Eri	2.9060	9300.0	107	49652	No
199	GOM_NL__2PRFIN20110828_154851_000000453106_00069_49652_7913.N1	28-AUG-2011 15:48:51	Dark	45.000	9	Alp Eri	0.45300	24000.	90	49652	No
200	GOM_NL__2PRFIN20110828_155448_000000473106_00069_49652_7914.N1	28-AUG-2011 15:54:48	Straylight	47.000	84	Alp Phe	2.3970	4500.0	94	49652	No
201	GOM_NL__2PRFIN20110828_160105_000000483106_00069_49652_7915.N1	28-AUG-2011 16:01:05	Straylight	48.000	18	24Alp PsA	1.1660	9700.0	96	49652	No
202	GOM_NL__2PRFIN20110828_160559_000000523106_00069_49652_7916.N1	28-AUG-2011 16:05:59	Bright	51.500	142	49Del Cap	2.8500	8900.0	103	49652	No
203	GOM_NL__2PRFIN20110828_160909_000000393106_00069_49652_7917.N1	28-AUG-2011 16:09:09	Bright	39.000	154	22Bet Aqr	2.8990	5700.0	78	49652	No
204	GOM_NL__2PRFIN20110828_161040_000000413106_00069_49652_7918.N1	28-AUG-2011 16:10:40	Bright	41.000	162	34Alp Aqr	2.9440	5350.0	82	49652	No
205	GOM_NL__2PRFIN20110828_161340_000000413106_00069_49652_7919.N1	28-AUG-2011 16:13:40	Bright	40.500	61	8Eps Peg	2.1000	3900.0	81	49652	No
206	GOM_NL__2PRFIN20110828_162059_000000453106_00069_49652_7920.N1	28-AUG-2011 16:20:59	Bright	45.000	164	44Eta Peg	2.9480	5400.0	90	49652	No
207	GOM_NL__2PRFIN20110828_162838_000000383106_00069_49652_7921.N1	28-AUG-2011 16:28:38	Bright	37.500	89	5Alp Cep	2.4510	8000.0	75	49652	No
208	GOM_NL__2PRFIN20110828_163143_000000453106_00069_49652_7922.N1	28-AUG-2011 16:31:43	Bright	44.500	74	11Bet Cas	2.2680	6600.0	89	49652	No
209	GOM_NL__2PRFIN20110828_163352_000000473106_00069_49652_7923.N1	28-AUG-2011 16:33:52	Bright	47.000	76	27Gam Cas	2.3000	30000.	94	49652	No
210	GOM_NL__2PRFIN20110828_164905_000000473106_00069_49652_7924.N1	28-AUG-2011 16:49:05	Bright	46.500	42	34Bet Aur	1.9000	10200.	93	49652	No
211	GOM_NL__2PRFIN20110828_165150_000000473106_00069_49652_7925.N1	28-AUG-2011 16:51:50	Bright	47.000	107	37The Aur	2.6490	11000.	94	49652	No
212	GOM_NL__2PRFIN20110828_165403_000000353106_00069_49652_7926.N1	28-AUG-2011 16:54:03	Bright	35.000	17	78Bet Gem	1.1610	4500.0	70	49652	No
213	GOM_NL__2PRFIN20110828_165648_000000553106_00069_49652_7927.N1	28-AUG-2011 16:56:48	Tw_i_and_stray	55.000	151	13Mu Gem	2.8900	3000.0	110	49652	No
214	GOM_NL__2PRFIN20110828_165831_000000513106_00069_49652_7928.N1	28-AUG-2011 16:58:31	Tw_i_and_stray	51.000	44	24Gam Gem	1.9280	11000.	102	49652	No
215	GOM_NL__2PRFIN20110828_170251_000000743106_00069_49652_7929.N1	28-AUG-2011 17:02:51	Dark	74.000	14	58Alp Ori	0.87000	3000.0	148	49652	No
216	GOM_NL__2PRFIN20110828_170805_000000493106_00069_49652_7930.N1	28-AUG-2011 17:08:05	Dark	48.500	1	9Alp CMa	-1.4400	11000.	97	49652	No
217	GOM_NL__2PRFIN20110828_171151_000000543106_00069_49652_7931.N1	28-AUG-2011 17:11:51	Dark	54.000	101	11Alp Lep	2.5820	7000.0	108	49652	No
218	GOM_NL__2PRFIN20110828_172647_000000553106_00070_49653_7936.N1	28-AUG-2011 17:26:47	Dark	54.500	157	The1Eri	2.9060	9300.0	109	49653	No
219	GOM_NL__2PRFIN20110828_172906_000000463106_00070_49653_7937.N1	28-AUG-2011 17:29:06	Dark	46.000	9	Alp Eri	0.45300	24000.	92	49653	No

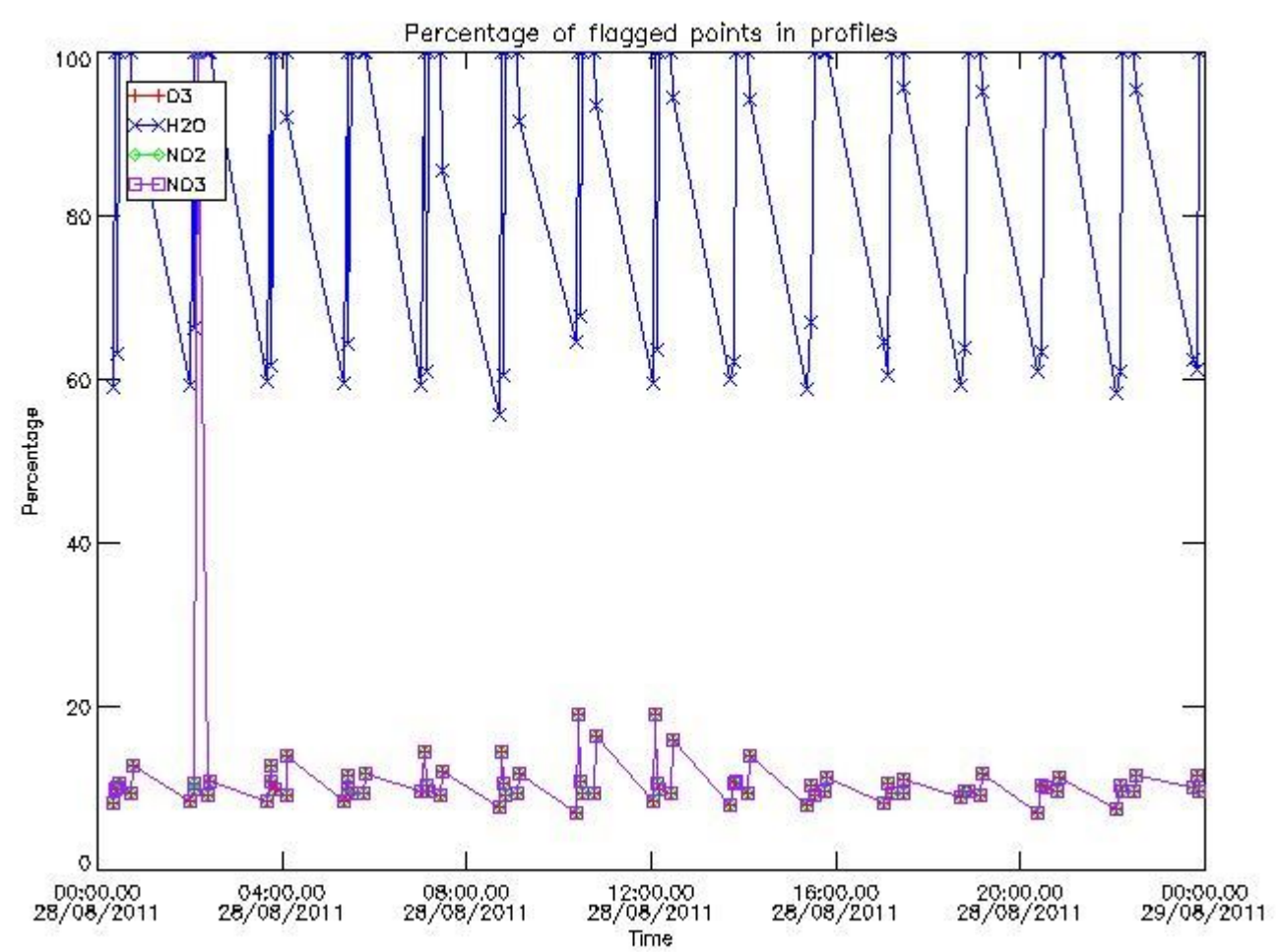
220	GOM_NL__2PRFIN20110828_173502_000000473106_00070_49653_7938.N1	28-AUG-2011 17:35:02	Straylight	47.000	84	Alp Phe	2.3970	4500.0	94	49653	No
221	GOM_NL__2PRFIN20110828_174120_000000493106_00070_49653_7939.N1	28-AUG-2011 17:41:20	Straylight	49.000	18	24Alp PsA	1.1660	9700.0	98	49653	No
222	GOM_NL__2PRFIN20110828_174613_000000483106_00070_49653_7940.N1	28-AUG-2011 17:46:13	Bright	48.000	142	49Del Cap	2.8500	8900.0	96	49653	No
223	GOM_NL__2PRFIN20110828_174923_000000393106_00070_49653_7941.N1	28-AUG-2011 17:49:23	Bright	39.000	154	22Bet Aqr	2.8990	5700.0	78	49653	No
224	GOM_NL__2PRFIN20110828_175054_000000423106_00070_49653_7942.N1	28-AUG-2011 17:50:54	Bright	42.000	162	34Alp Aqr	2.9440	5350.0	84	49653	No
225	GOM_NL__2PRFIN20110828_175354_000000413106_00070_49653_7943.N1	28-AUG-2011 17:53:54	Bright	40.500	61	8Eps Peg	2.1000	3900.0	81	49653	No
226	GOM_NL__2PRFIN20110828_180113_000000463106_00070_49653_7944.N1	28-AUG-2011 18:01:13	Bright	45.500	164	44Eta Peg	2.9480	5400.0	91	49653	No
227	GOM_NL__2PRFIN20110828_180852_000000383106_00070_49653_7945.N1	28-AUG-2011 18:08:52	Bright	37.500	89	5Alp Cep	2.4510	8000.0	75	49653	No
228	GOM_NL__2PRFIN20110828_181156_000000463106_00070_49653_7946.N1	28-AUG-2011 18:11:56	Bright	46.000	74	11Bet Cas	2.2680	6600.0	92	49653	No
229	GOM_NL__2PRFIN20110828_181405_000000463106_00070_49653_7947.N1	28-AUG-2011 18:14:05	Bright	46.000	76	27Gam Cas	2.3000	30000.	92	49653	No
230	GOM_NL__2PRFIN20110828_182919_000000453106_00070_49653_7948.N1	28-AUG-2011 18:29:19	Bright	44.500	42	34Bet Aur	1.9000	10200.	89	49653	No
231	GOM_NL__2PRFIN20110828_183204_000000463106_00070_49653_7949.N1	28-AUG-2011 18:32:04	Bright	45.500	107	37The Aur	2.6490	11000.	91	49653	No
232	GOM_NL__2PRFIN20110828_183417_000000363106_00070_49653_7950.N1	28-AUG-2011 18:34:17	Bright	36.000	17	78Bet Gem	1.1610	4500.0	72	49653	No
233	GOM_NL__2PRFIN20110828_183702_000000573106_00070_49653_7951.N1	28-AUG-2011 18:37:02	Tw_i_and_stray	56.500	151	13Mu Gem	2.8900	3000.0	113	49653	No
234	GOM_NL__2PRFIN20110828_183845_000000473106_00070_49653_7952.N1	28-AUG-2011 18:38:45	Tw_i_and_stray	47.000	44	24Gam Gem	1.9280	11000.	94	49653	No
235	GOM_NL__2PRFIN20110828_184306_000000693106_00070_49653_7953.N1	28-AUG-2011 18:43:06	Dark	69.000	14	58Alp Ori	0.87000	3000.0	138	49653	No
236	GOM_NL__2PRFIN20110828_184819_000000533106_00070_49653_7954.N1	28-AUG-2011 18:48:19	Dark	53.000	1	9Alp CMa	-1.4400	11000.	106	49653	No
237	GOM_NL__2PRFIN20110828_185206_000000543106_00070_49653_7955.N1	28-AUG-2011 18:52:06	Dark	53.500	101	11Alp Lep	2.5820	7000.0	107	49653	No
238	GOM_NL__2PRFIN20110828_190703_000000553106_00071_49654_7983.N1	28-AUG-2011 19:07:03	Dark	55.000	157	The1Eri	2.9060	9300.0	110	49654	No
239	GOM_NL__2PRFIN20110828_190921_000000433106_00071_49654_7984.N1	28-AUG-2011 19:09:21	Dark	43.000	9	Alp Eri	0.45300	24000.	86	49654	No
240	GOM_NL__2PRFIN20110828_191517_000000483106_00071_49654_7985.N1	28-AUG-2011 19:15:17	Straylight	47.500	84	Alp Phe	2.3970	4500.0	95	49654	No
241	GOM_NL__2PRFIN20110828_192134_000000483106_00071_49654_7986.N1	28-AUG-2011 19:21:34	Straylight	47.500	18	24Alp PsA	1.1660	9700.0	95	49654	No
242	GOM_NL__2PRFIN20110828_192628_000000453106_00071_49654_7987.N1	28-AUG-2011 19:26:28	Bright	44.500	142	49Del Cap	2.8500	8900.0	89	49654	No
243	GOM_NL__2PRFIN20110828_192937_000000393106_00071_49654_7988.N1	28-AUG-2011 19:29:37	Bright	39.000	154	22Bet Aqr	2.8990	5700.0	78	49654	No
244	GOM_NL__2PRFIN20110828_193108_000000423106_00071_49654_7989.N1	28-AUG-2011 19:31:08	Bright	42.000	162	34Alp Aqr	2.9440	5350.0	84	49654	No
245	GOM_NL__2PRFIN20110828_193408_000000403106_00071_49654_7990.N1	28-AUG-2011 19:34:08	Bright	39.500	61	8Eps Peg	2.1000	3900.0	79	49654	No
246	GOM_NL__2PRFIN20110828_194126_000000433106_00071_49654_7991.N1	28-AUG-2011 19:41:26	Bright	42.500	164	44Eta Peg	2.9480	5400.0	85	49654	No
247	GOM_NL__2PRFIN20110828_194906_000000383106_00071_49654_7992.N1	28-AUG-2011 19:49:06	Bright	37.500	89	5Alp Cep	2.4510	8000.0	75	49654	No
248	GOM_NL__2PRFIN20110828_195210_000000463106_00071_49654_7993.N1	28-AUG-2011 19:52:10	Bright	45.500	74	11Bet Cas	2.2680	6600.0	91	49654	No
249	GOM_NL__2PRFIN20110828_195419_000000473106_00071_49654_7994.N1	28-AUG-2011 19:54:19	Bright	47.000	76	27Gam Cas	2.3000	30000.	94	49654	No
250	GOM_NL__2PRFIN20110828_200933_000000463106_00071_49654_7995.N1	28-AUG-2011 20:09:33	Bright	45.500	42	34Bet Aur	1.9000	10200.	91	49654	No
251	GOM_NL__2PRFIN20110828_201218_000000463106_00071_49654_7996.N1	28-AUG-2011 20:12:18	Bright	46.000	107	37The Aur	2.6490	11000.	92	49654	No
252	GOM_NL__2PRFIN20110828_201431_000000353106_00071_49654_7997.N1	28-AUG-2011 20:14:31	Bright	35.000	17	78Bet Gem	1.1610	4500.0	70	49654	No
253	GOM_NL__2PRFIN20110828_201716_000000553106_00071_49654_7998.N1	28-AUG-2011 20:17:16	Tw_i_and_stray	54.500	151	13Mu Gem	2.8900	3000.0	109	49654	No
254	GOM_NL__2PRFIN20110828_201900_000000513106_00071_49654_7999.N1	28-AUG-2011 20:19:00	Tw_i_and_stray	50.500	44	24Gam Gem	1.9280	11000.	101	49654	No
255	GOM_NL__2PRFIN20110828_202321_000000743106_00071_49654_8000.N1	28-AUG-2011 20:23:21	Dark	73.500	14	58Alp Ori	0.87000	3000.0	147	49654	No
256	GOM_NL__2PRFIN20110828_202834_000000503106_00071_49654_8001.N1	28-AUG-2011 20:28:34	Dark	49.500	1	9Alp CMa	-1.4400	11000.	99	49654	No
257	GOM_NL__2PRFIN20110828_203222_000000513106_00071_49654_8002.N1	28-AUG-2011 20:32:22	Dark	50.500	101	11Alp Lep	2.5820	7000.0	101	49654	No
258	GOM_NL__2PRFIN20110828_204718_000000533106_00072_49655_8035.N1	28-AUG-2011 20:47:18	Dark	53.000	157	The1Eri	2.9060	9300.0	106	49655	No
259	GOM_NL__2PRFIN20110828_204935_000000453106_00072_49655_8036.N1	28-AUG-2011 20:49:35	Dark	45.000	9	Alp Eri	0.45300	24000.	90	49655	No
260	GOM_NL__2PRFIN20110828_205532_000000483106_00072_49655_8037.N1	28-AUG-2011 20:55:32	Straylight	48.000	84	Alp Phe	2.3970	4500.0	96	49655	No
261	GOM_NL__2PRFIN20110828_210148_000000473106_00072_49655_8038.N1	28-AUG-2011 21:01:48	Straylight	47.000	18	24Alp PsA	1.1660	9700.0	94	49655	No
262	GOM_NL__2PRFIN20110828_210642_000000543106_00072_49655_8039.N1	28-AUG-2011 21:06:42	Bright	53.500	142	49Del Cap	2.8500	8900.0	107	49655	No
263	GOM_NL__2PRFIN20110828_210951_000000393106_00072_49655_8040.N1	28-AUG-2011 21:09:51	Bright	38.500	154	22Bet Aqr	2.8990	5700.0	77	49655	No
264	GOM_NL__2PRFIN20110828_211122_000000423106_00072_49655_8041.N1	28-AUG-2011 21:11:22	Bright	41.500	162	34Alp Aqr	2.9440	5350.0	83	49655	No
265	GOM_NL__2PRFIN20110828_211422_000000403106_00072_49655_8042.N1	28-AUG-2011 21:14:22	Bright	39.500	61	8Eps Peg	2.1000	3900.0	79	49655	No
266	GOM_NL__2PRFIN20110828_212140_000000443106_00072_49655_8043.N1	28-AUG-2011 21:21:40	Bright	43.500	164	44Eta Peg	2.9480	5400.0	87	49655	No
267	GOM_NL__2PRFIN20110828_212920_000000373106_00072_49655_8044.N1	28-AUG-2011 21:29:20	Bright	37.000	89	5Alp Cep	2.4510	8000.0	74	49655	No
268	GOM_NL__2PRFIN20110828_213223_000000453106_00072_49655_8045.N1	28-AUG-2011 21:32:23	Bright	44.500	74	11Bet Cas	2.2680	6600.0	89	49655	No
269	GOM_NL__2PRFIN20110828_213432_000000493106_00072_49655_8046.N1	28-AUG-2011 21:34:32	Bright	48.500	76	27Gam Cas	2.3000	30000.	97	49655	No
270	GOM_NL__2PRFIN20110828_214946_000000453106_00072_49655_8047.N1	28-AUG-2011 21:49:46	Bright	44.500	42	34Bet Aur	1.9000	10200.	89	49655	No
271	GOM_NL__2PRFIN20110828_215232_000000463106_00072_49655_8048.N1	28-AUG-2011 21:52:32	Bright	46.000	107	37The Aur	2.6490	11000.	92	49655	No
272	GOM_NL__2PRFIN20110828_215445_000000363106_00072_49655_8049.N1	28-AUG-2011 21:54:45	Bright	35.500	17	78Bet Gem	1.1610	4500.0	71	49655	No
273	GOM_NL__2PRFIN20110828_215730_000000603106_00072_49655_8050.N1	28-AUG-2011 21:57:30	Tw_i_and_stray	60.000	151	13Mu Gem	2.8900	3000.0	120	49655	No
274	GOM_NL__2PRFIN20110828_215914_000000523106_00072_49655_8051.N1	28-AUG-2011 21:59:14	Tw_i_and_stray	51.500	44	24Gam Gem	1.9280	11000.	103	49655	No
275	GOM_NL__2PRFIN20110828_220335_000000683106_00072_49655_8052.N1	28-AUG-2011 22:03:35	Dark	67.500	14	58Alp Ori	0.87000	3000.0	135	49655	No
276	GOM_NL__2PRFIN20110828_220848_000000493106_00072_49655_8053.N1	28-AUG-2011 22:08:48	Dark	49.000	1	9Alp CMa	-1.4400	11000.	98	49655	No
277	GOM_NL__2PRFIN20110828_221237_000000533106_00072_49655_8054.N1	28-AUG-2011 22:12:37	Dark	53.000	101	11Alp Lep	2.5820	7000.0	106	49655	No
278	GOM_NL__2PRFIN20110828_222733_000000533106_00073_49656_8058.N1	28-AUG-2011 22:27:33	Dark	52.500	157	The1Eri	2.9060	9300.0	105	49656	No

279	GOM_NL__2PRFIN20110828_222950_000000453106_00073_49656_8059.N1	28-AUG-2011 22:29:50	Dark	44.500	9	Alp Eri	0.45300	24000.	89	49656	No
280	GOM_NL__2PRFIN20110828_223546_000000493106_00073_49656_8060.N1	28-AUG-2011 22:35:46	Straylight	48.500	84	Alp Phe	2.3970	4500.0	97	49656	No
281	GOM_NL__2PRFIN20110828_224202_000000493106_00073_49656_8061.N1	28-AUG-2011 22:42:02	Straylight	49.000	18	24Alp PsA	1.1660	9700.0	98	49656	No
282	GOM_NL__2PRFIN20110828_224656_000000493106_00073_49656_8062.N1	28-AUG-2011 22:46:56	Bright	48.500	142	49Del Cap	2.8500	8900.0	97	49656	No
283	GOM_NL__2PRFIN20110828_225005_000000393106_00073_49656_8063.N1	28-AUG-2011 22:50:05	Bright	39.000	154	22Bet Aqr	2.8990	5700.0	78	49656	No
284	GOM_NL__2PRFIN20110828_225136_000000413106_00073_49656_8064.N1	28-AUG-2011 22:51:36	Bright	41.000	162	34Alp Aqr	2.9440	5350.0	82	49656	No
285	GOM_NL__2PRFIN20110828_225436_000000393106_00073_49656_8065.N1	28-AUG-2011 22:54:36	Bright	38.500	61	8Eps Peg	2.1000	3900.0	77	49656	No
286	GOM_NL__2PRFIN20110828_230153_000000463106_00073_49656_8066.N1	28-AUG-2011 23:01:53	Bright	46.000	164	44Eta Peg	2.9480	5400.0	92	49656	No
287	GOM_NL__2PRFIN20110828_230934_000000383106_00073_49656_8067.N1	28-AUG-2011 23:09:34	Bright	37.500	89	5Alp Cep	2.4510	8000.0	75	49656	No
288	GOM_NL__2PRFIN20110828_231236_000000453106_00073_49656_8068.N1	28-AUG-2011 23:12:36	Bright	45.000	74	11Bet Cas	2.2680	6600.0	90	49656	No
289	GOM_NL__2PRFIN20110828_231445_000000473106_00073_49656_8069.N1	28-AUG-2011 23:14:45	Bright	46.500	76	27Gam Cas	2.3000	30000.	93	49656	No
290	GOM_NL__2PRFIN20110828_233000_000000473106_00073_49656_8070.N1	28-AUG-2011 23:30:00	Bright	46.500	42	34Bet Aur	1.9000	10200.	93	49656	No
291	GOM_NL__2PRFIN20110828_233245_000000453106_00073_49656_8071.N1	28-AUG-2011 23:32:45	Bright	45.000	107	37The Aur	2.6490	11000.	90	49656	No
292	GOM_NL__2PRFIN20110828_233459_000000363106_00073_49656_8072.N1	28-AUG-2011 23:34:59	Bright	35.500	17	78Bet Gem	1.1610	4500.0	71	49656	No
293	GOM_NL__2PRFIN20110828_233744_000000573106_00073_49656_8073.N1	28-AUG-2011 23:37:44	Twilight_stray	57.000	151	13Mu Gem	2.8900	3000.0	114	49656	No
294	GOM_NL__2PRFIN20110828_233928_000000513106_00073_49656_8074.N1	28-AUG-2011 23:39:28	Twilight_stray	51.000	44	24Gam Gem	1.9280	11000.	102	49656	No
295	GOM_NL__2PRFIN20110828_234350_000000753106_00073_49656_8075.N1	28-AUG-2011 23:43:50	Dark	75.000	14	58Alp Ori	0.87000	3000.0	150	49656	No
296	GOM_NL__2PRFIN20110828_234903_000000483106_00073_49656_8076.N1	28-AUG-2011 23:49:03	Dark	48.000	1	9Alp CMa	-1.4400	11000.	96	49656	No
297	GOM_NL__2PRFIN20110828_235252_000000543106_00073_49656_8077.N1	28-AUG-2011 23:52:52	Dark	53.500	101	11Alp Lep	2.5820	7000.0	107	49656	No

3. Quality information per product

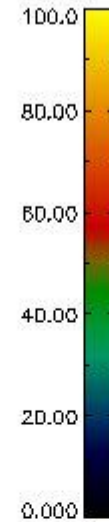
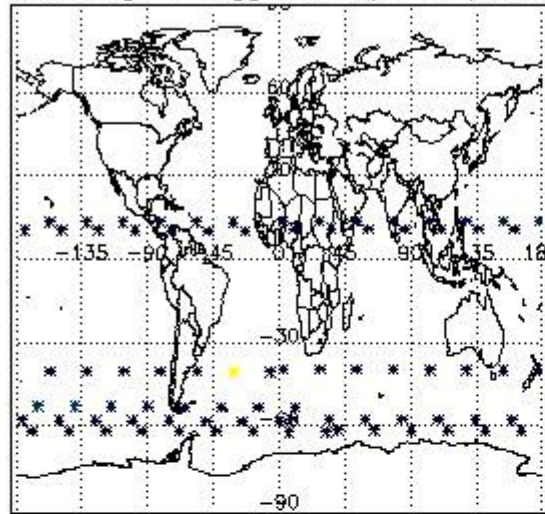
In this section it is plotted some information contained in the Quality Summary data set of the level 2 products. Only products in dark limb conditions and without errors (error flag in the MPH set to "0") are used.

3.1 Plot quality information per product (time dependant)

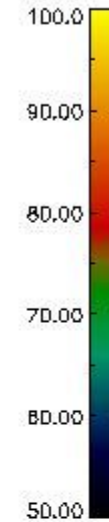
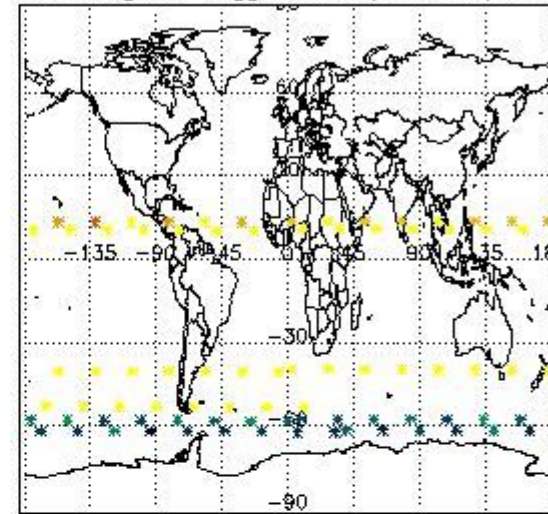


3.2 Plot quality information per product (world map)


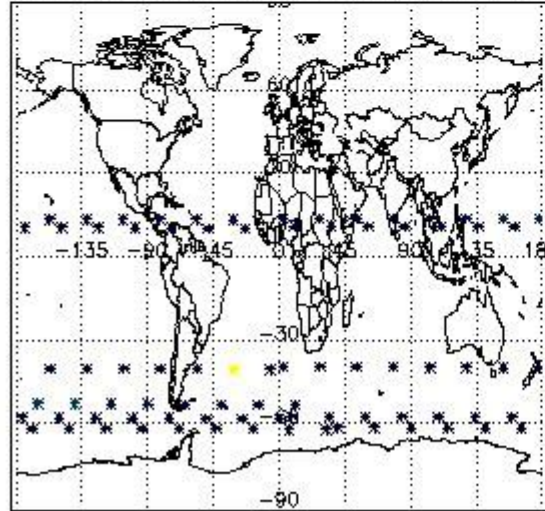
Percentage of flagged data per O3 profile



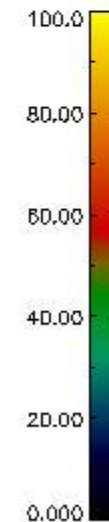
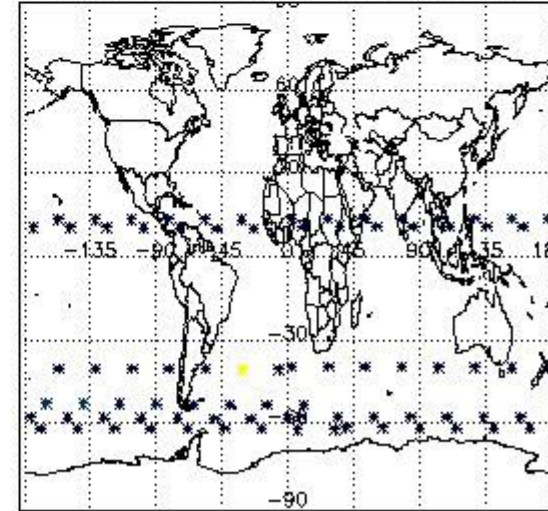
Percentage of flagged data per H2O profile



Percentage of flagged data per NO2 profile



Percentage of flagged data per NO3 profile

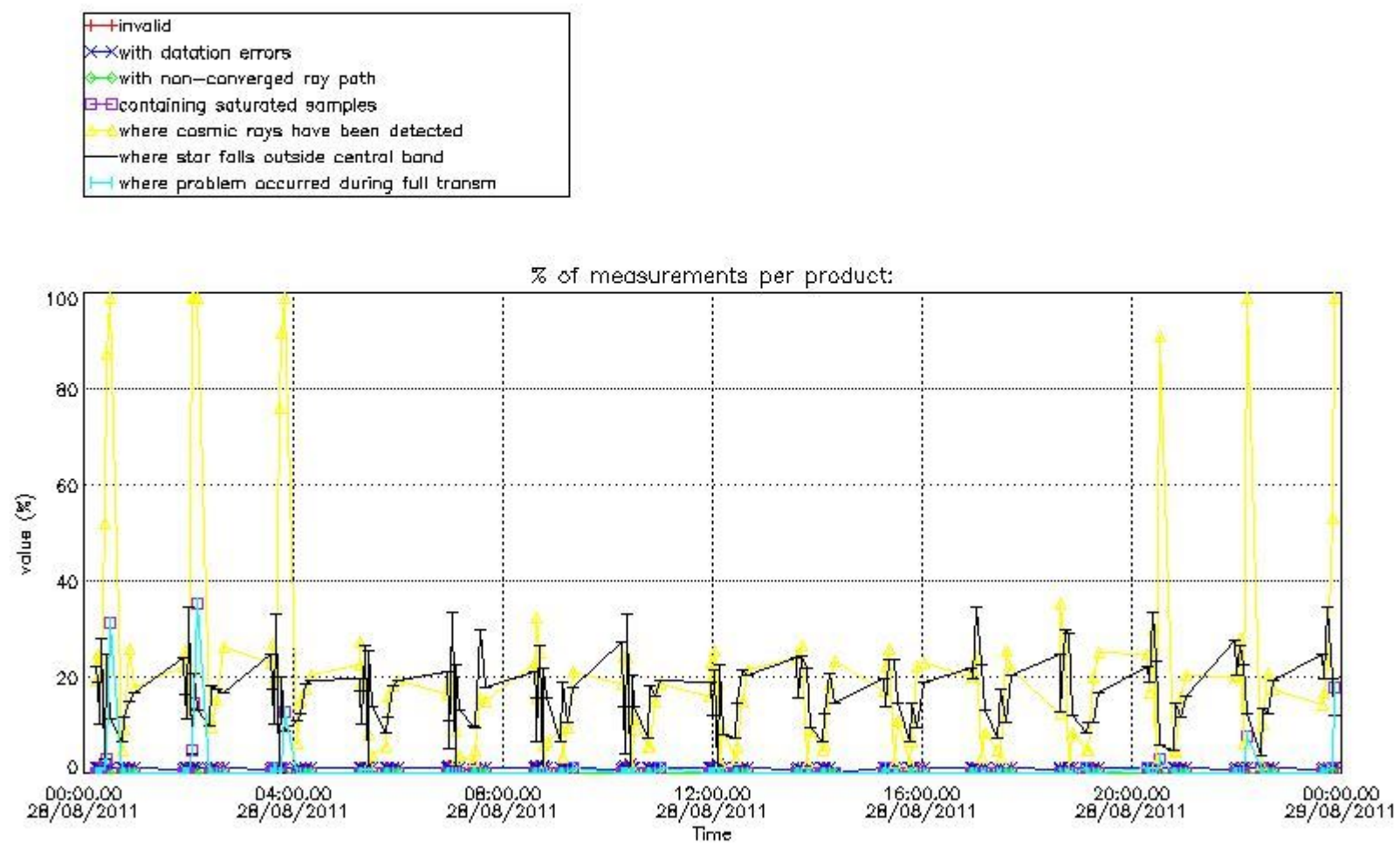


4. Level 1 quality information per product

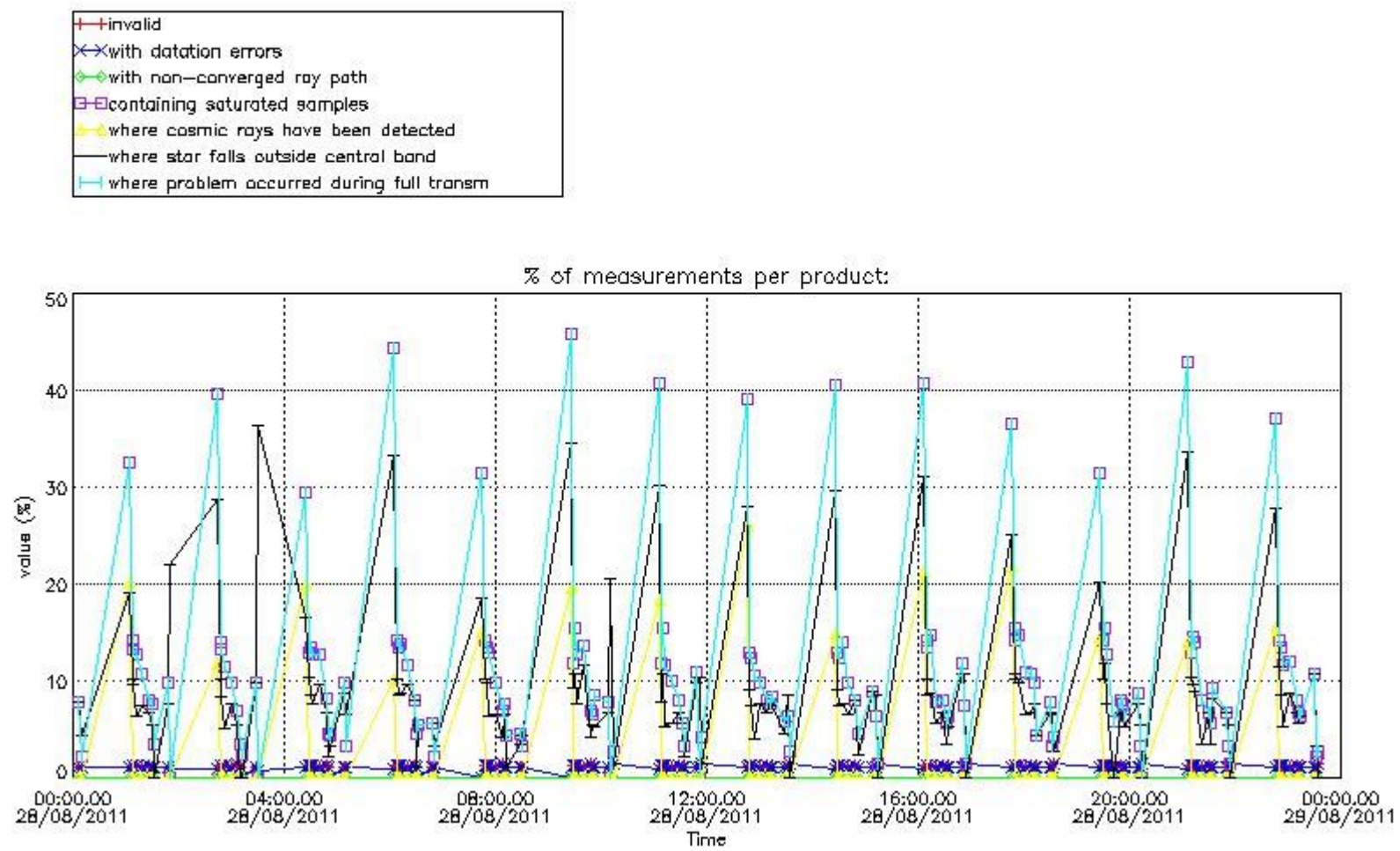
In this section it is plotted some information contained in the Quality Summary data set of the level 2 products that comes from the level 1b processing. Products without errors (error flag in the MPH set to "0") are used.

4.1 Plot quality information per product (time dependant) coming from level 1b processing

4.1.1 Plot level 1 quality information per product (time dependant): ENVISAT ASCENDING passes

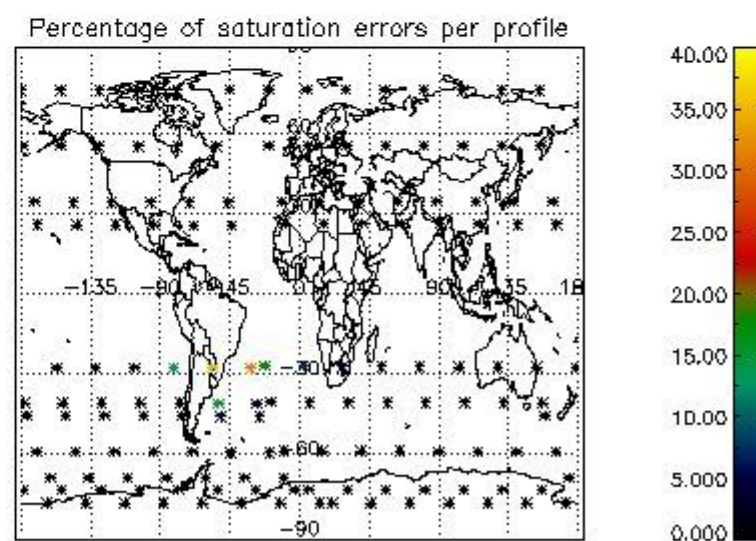
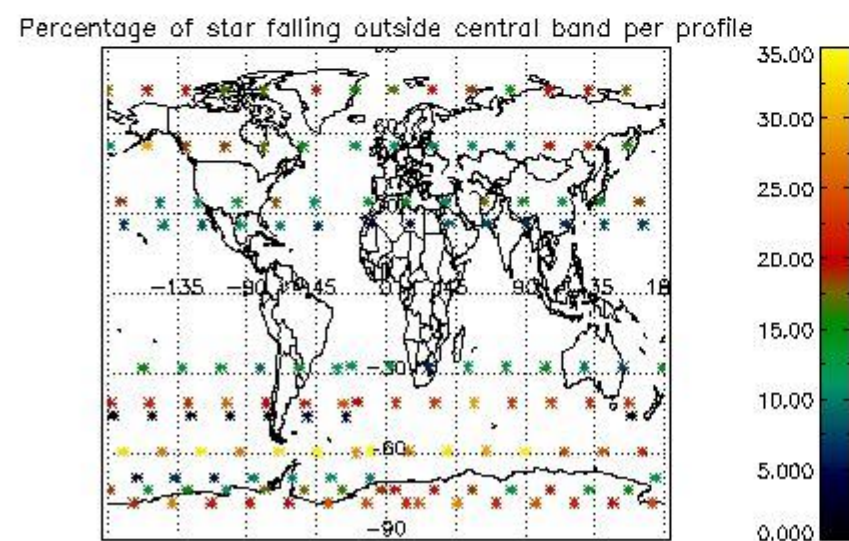
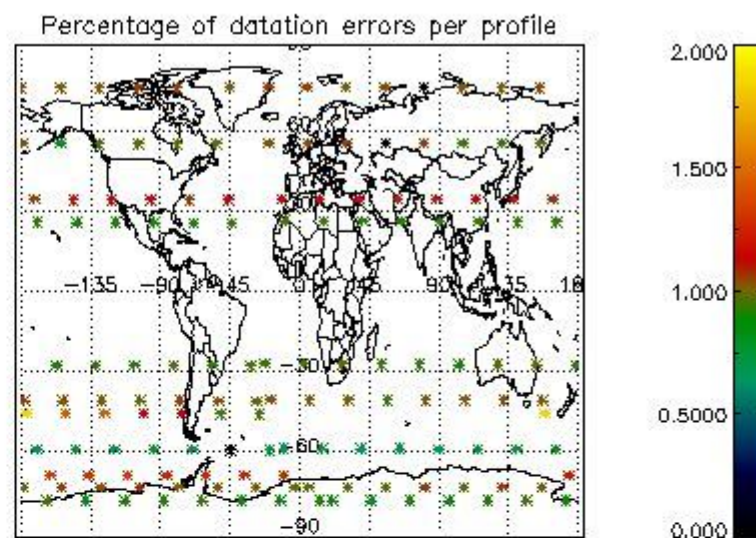
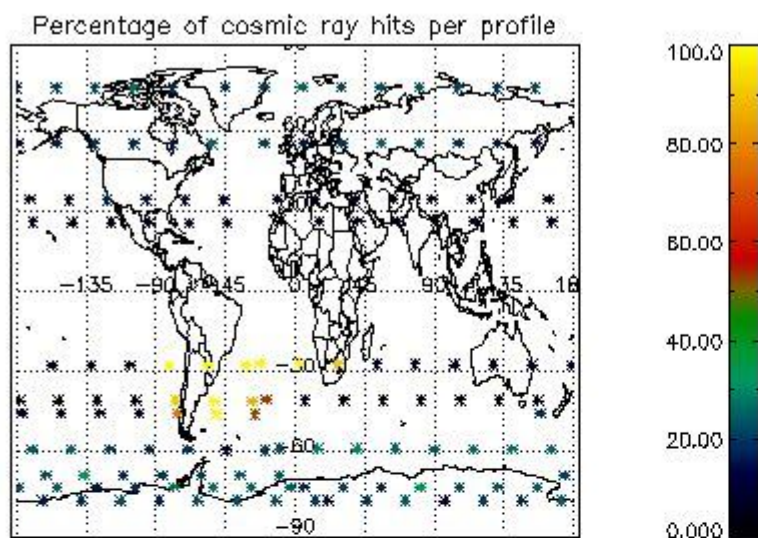


4.1.2 Plot level 1 quality information per product (time dependant): ENVI SAT DESCENDING passes

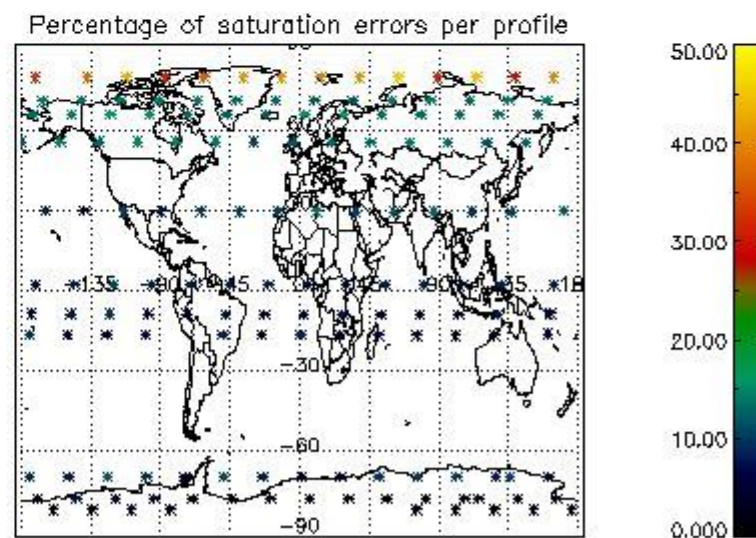
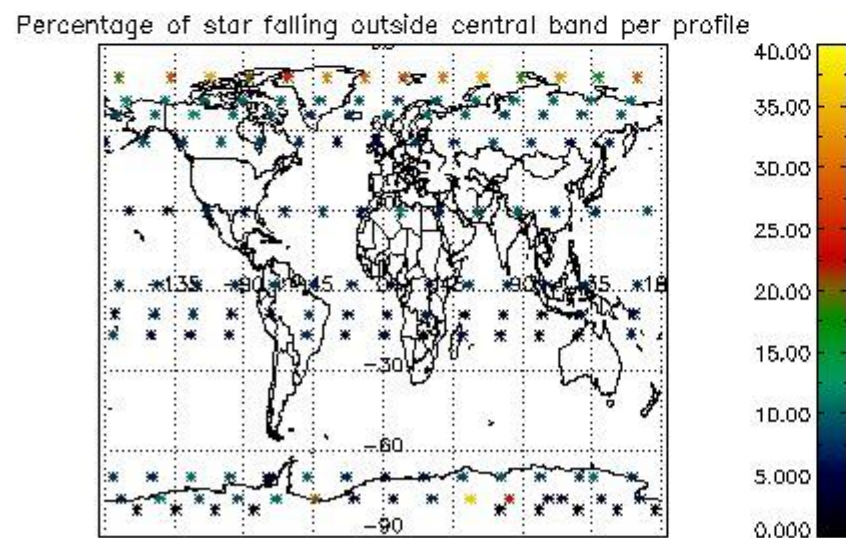
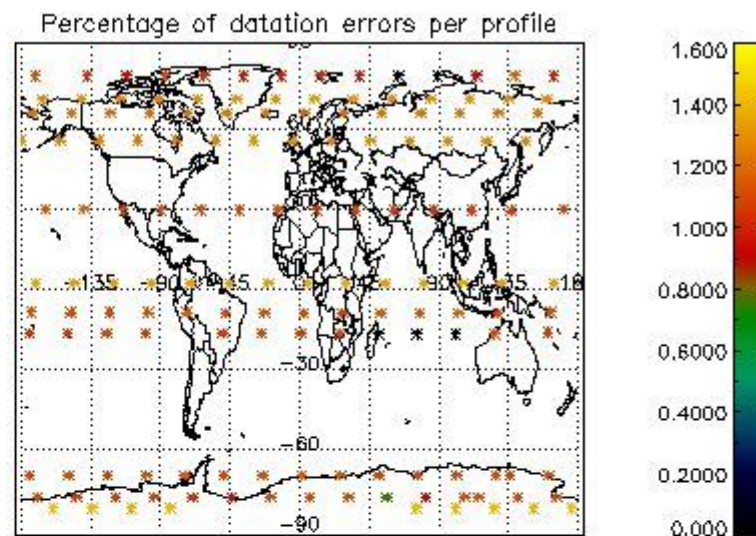
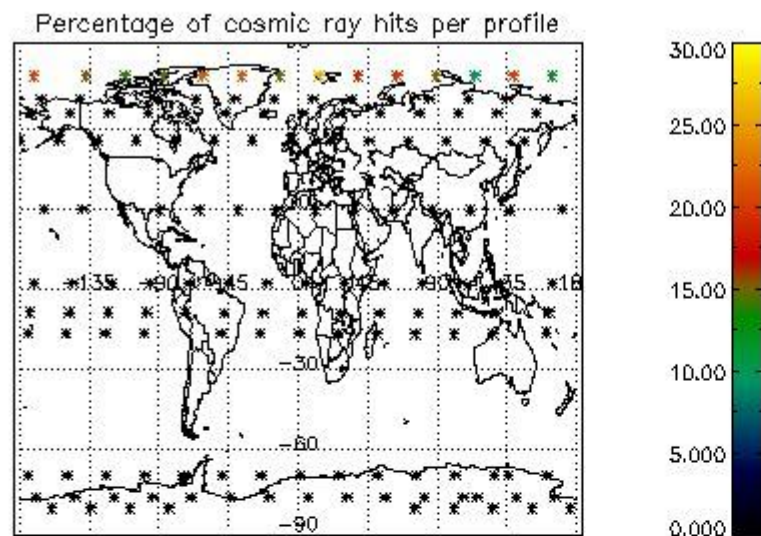


4.2 Plot quality information per product coming from level 1b processing (world map)

4.2.1 Plot level 1 quality information per product (world map): ENVISAT ASCENDING passes



4.2.2 Plot level 1 quality information per product (world map): ENVISAT DESCENDING passes



5. Trace gas profiles

5.1 Ozone statistics based on quality of products

The final quality of the products can be "measured" using the STD (Standard Deviation) attached to every point profile. This information is written to the parameter GOM_NL__2P/NL_LOCAL_SPECIES_DENSITY/o3_std of the level 2 products. The table below shows the statistics for given STD ranges.

The statistics are given with respect to the overall valid production:

- Products without fatal errors: GOM_NL__2P/MPH/PRODUCT_ERR=0
- Valid point profile: GOM_NL__2P/NL_LOCAL_SPECIES_DENSITY/pcd(0)=0

The 'Criteria' is applied to valid points of dark limb products:

- Products in dark limb illumination condition: GOM_NL__2P/NL_SUMMARY_QUALITY/obs_ill_cond=0
- Products without fatal errors: GOM_NL__2P/MPH/PRODUCT_ERR=0
- Valid point profile: GOM_NL__2P/NL_LOCAL_SPECIES_DENSITY/pcd(0)=0

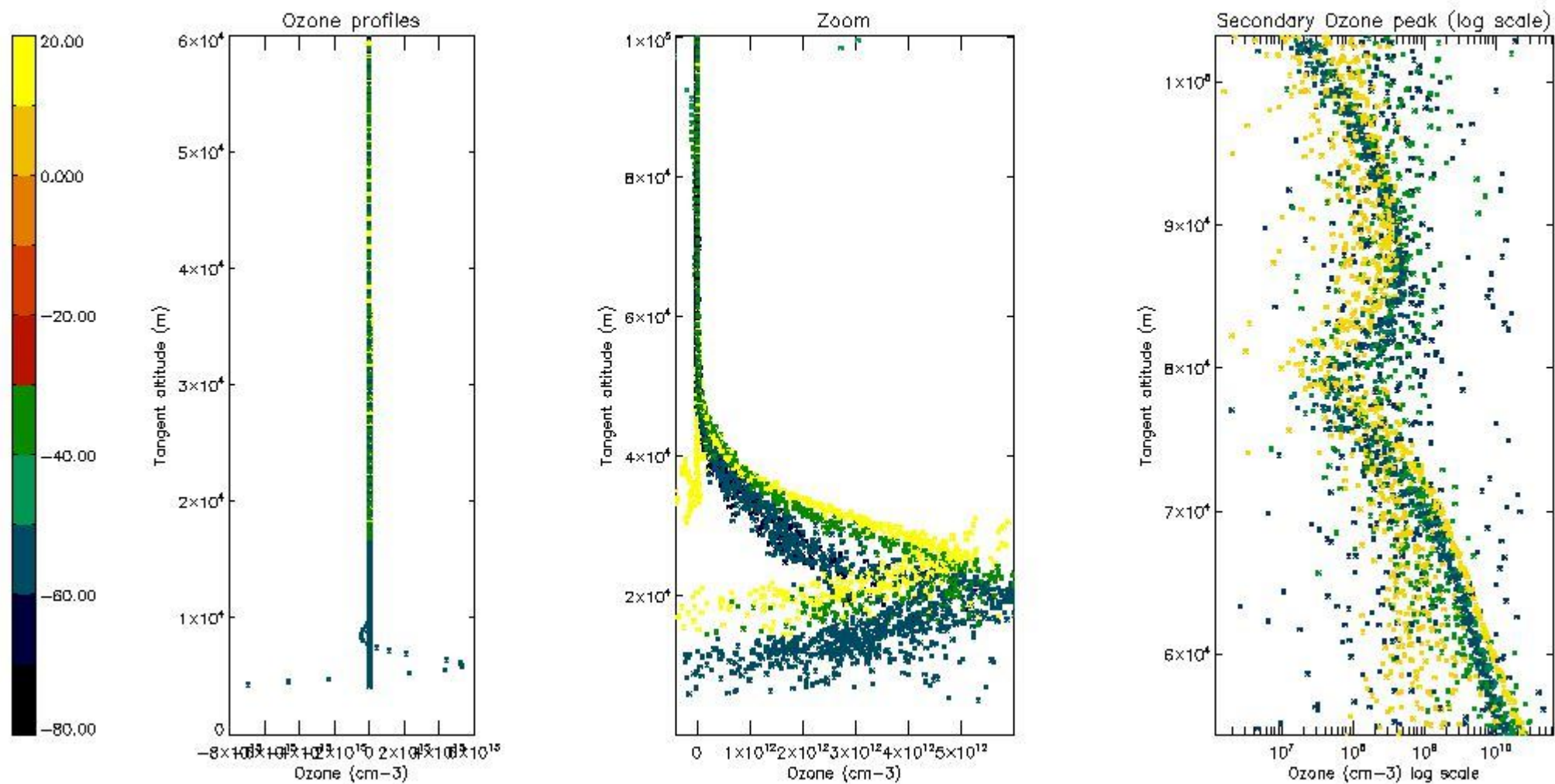
So, the table below shows the percentage of dark limb and valid observations for each criteria with respect to the overall valid daily observations.

Criteria	% of total production
All STD	31
STD < 20	15

STD < 10	12
STD < 5	8

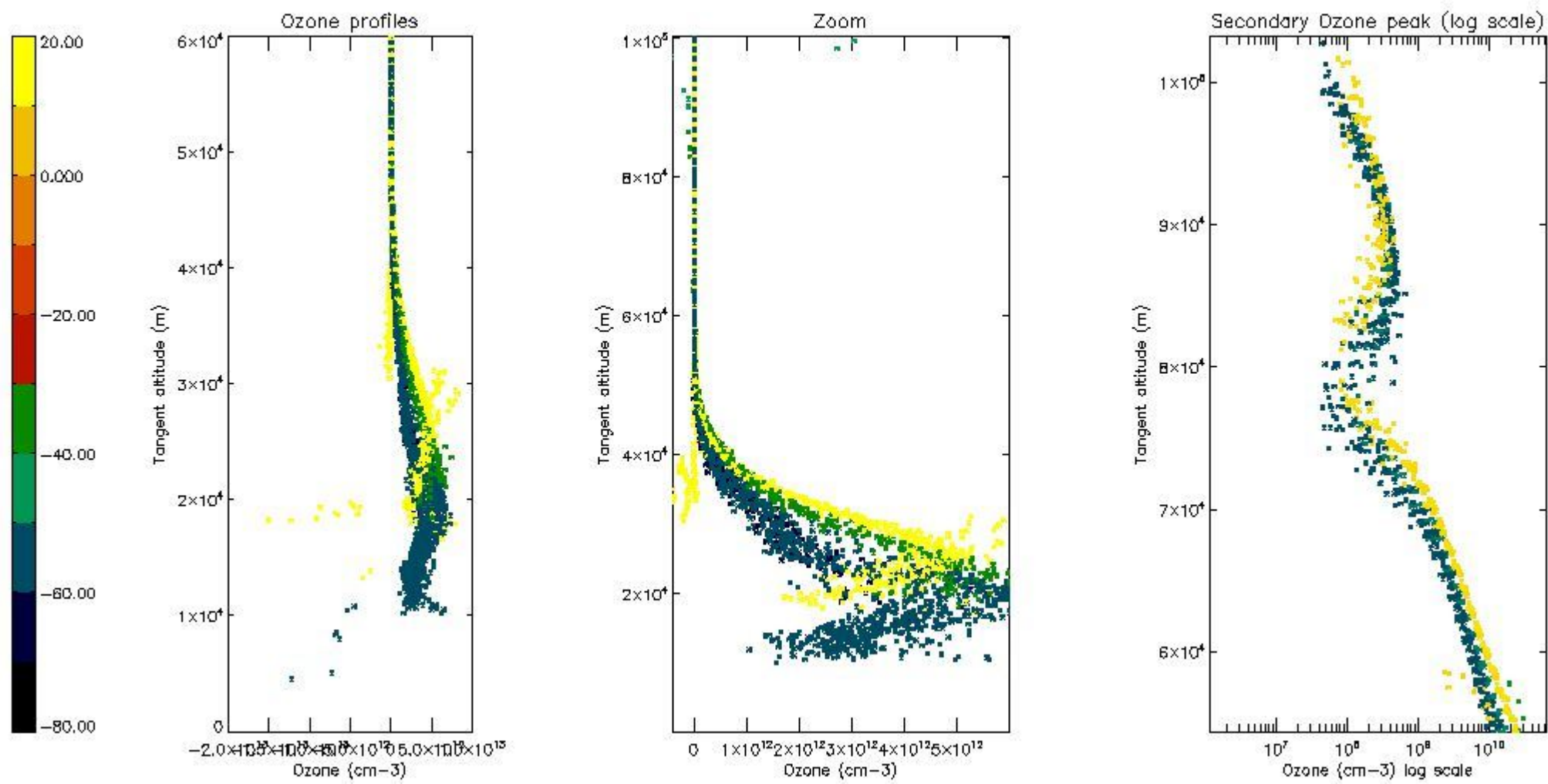
5.2 Plot ozone profiles for all STD (dark without errors)

The colorbar represents the latitude.



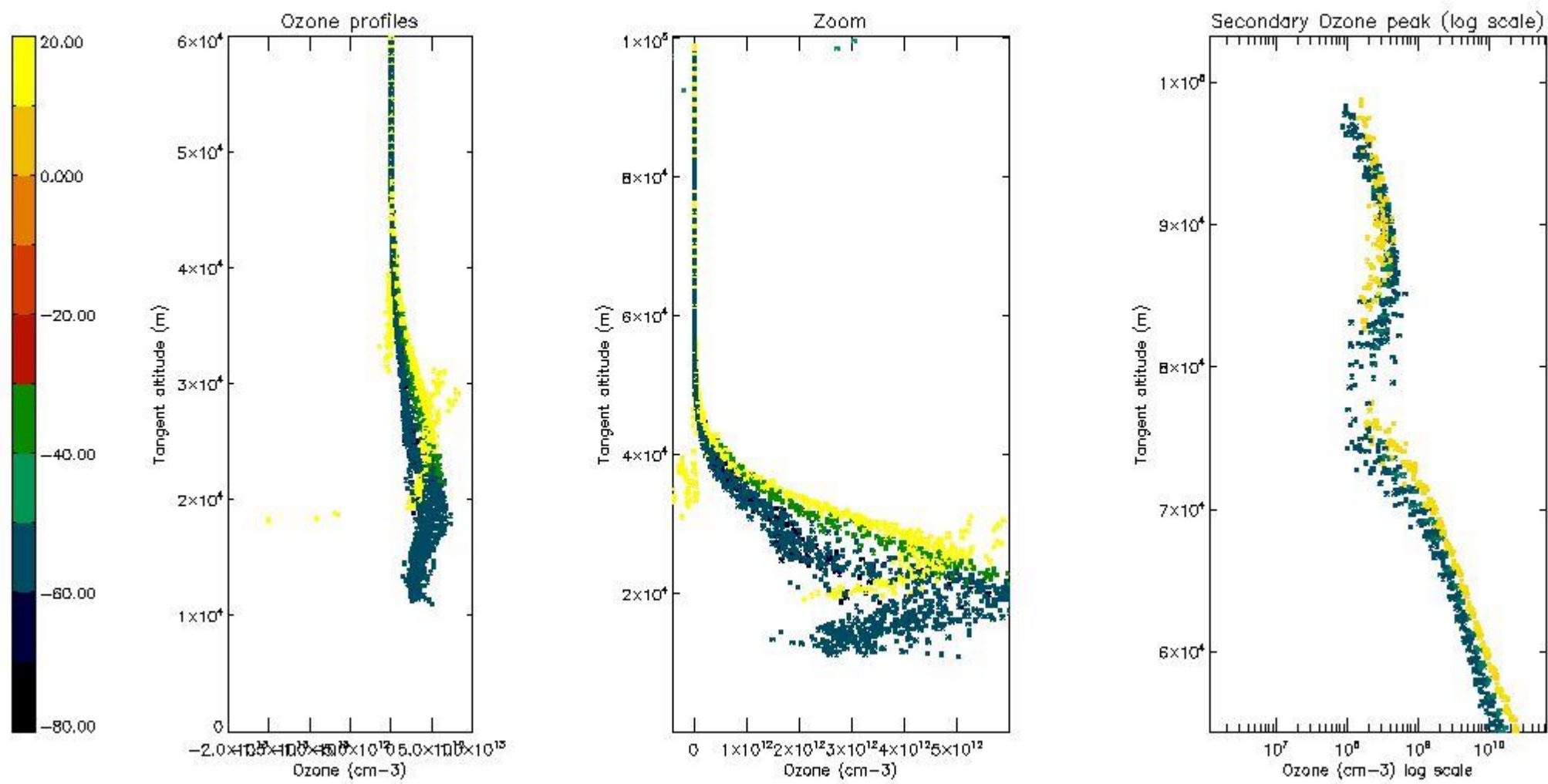
5.3 Plot ozone profiles where STD < 20% (dark without errors)

The colorbar represents the latitude.



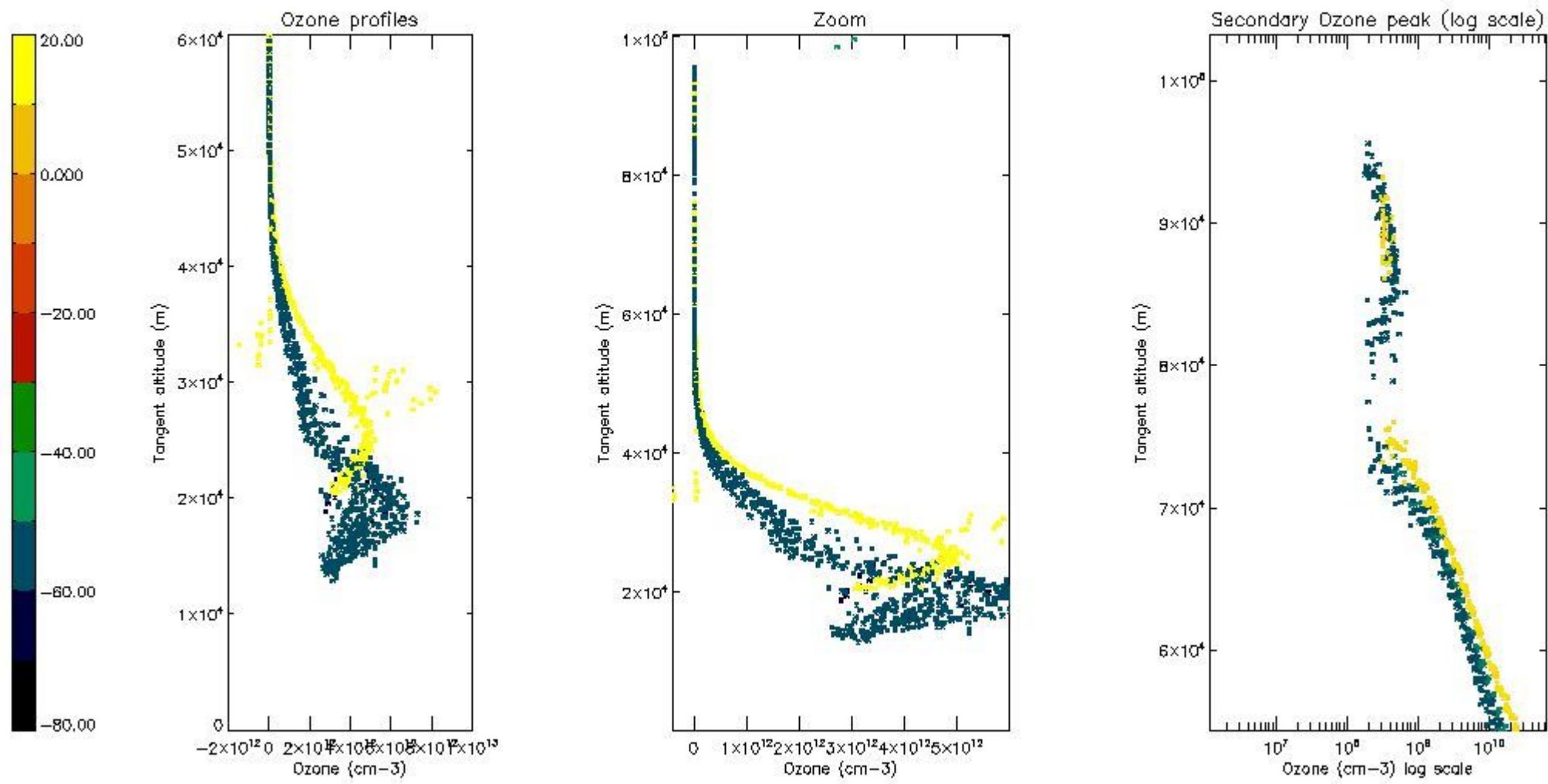
5.4 Plot ozone profiles where STD < 10% (dark without errors)

The colorbar represents the latitude.



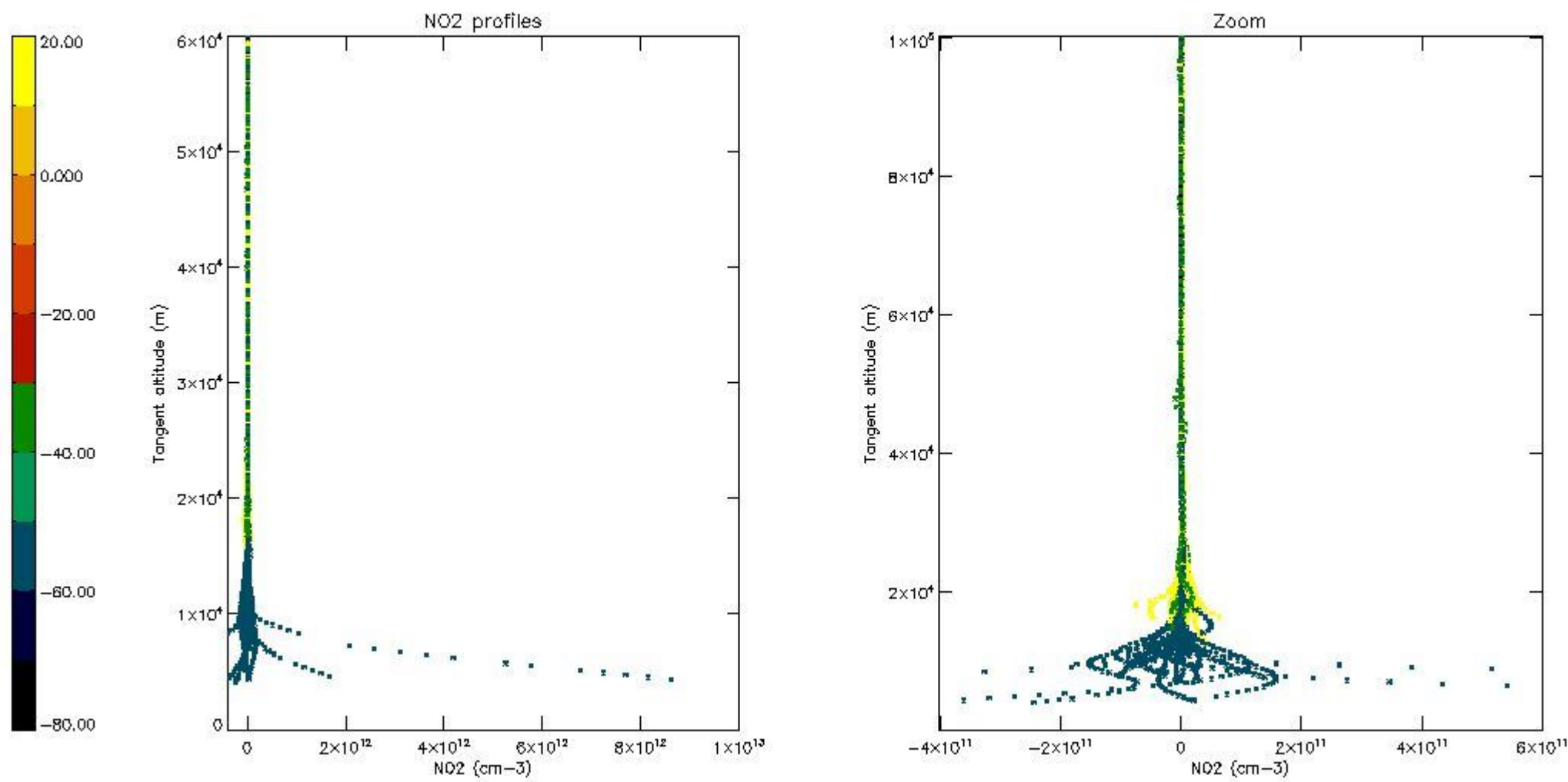
5.5 Plot ozone profiles where STD < 5% (dark without errors)

The colorbar represents the latitude.



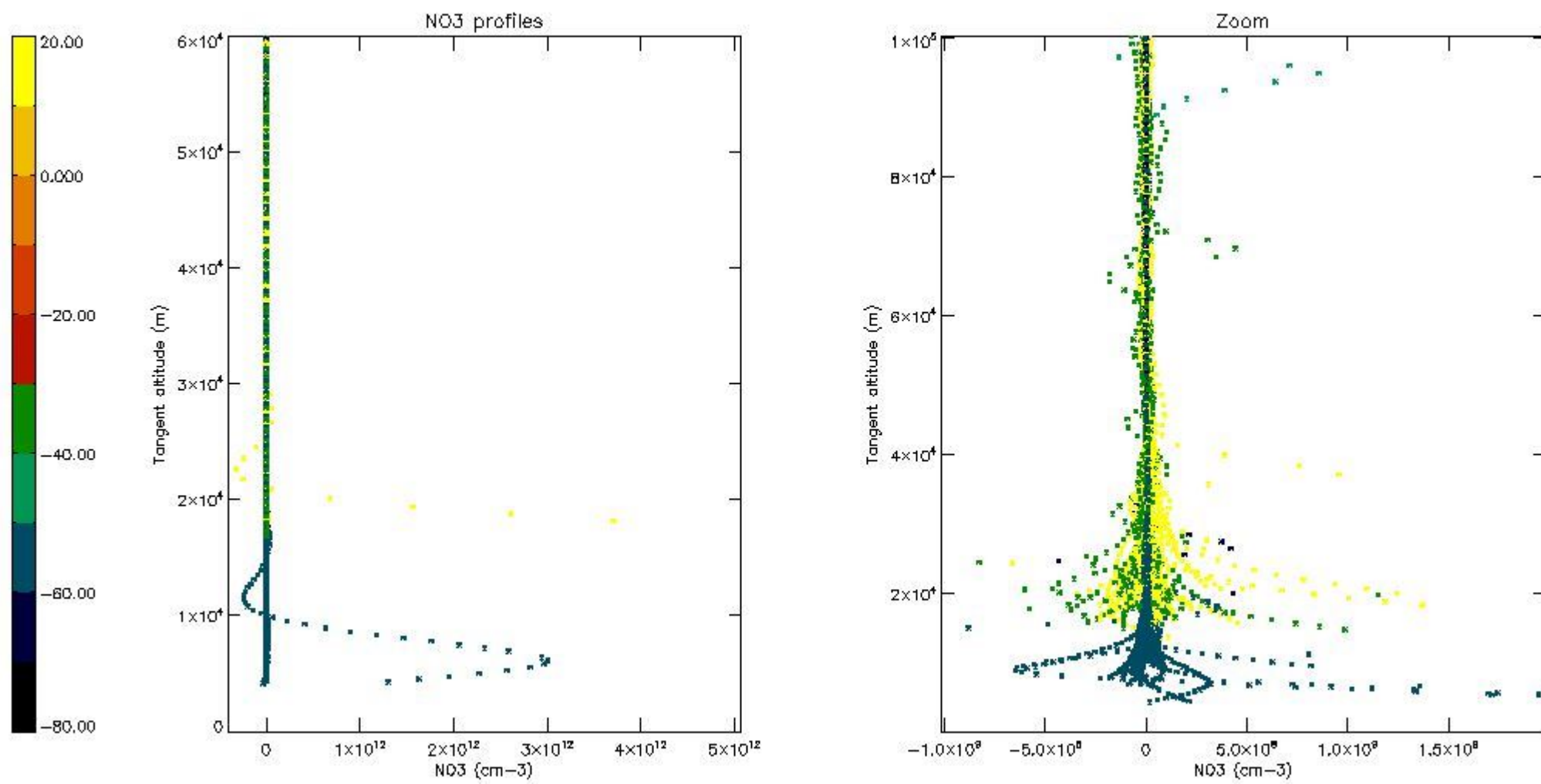
5.6 Plot NO₂ profiles for all STD (dark without errors)

The colorbar represents the latitude.



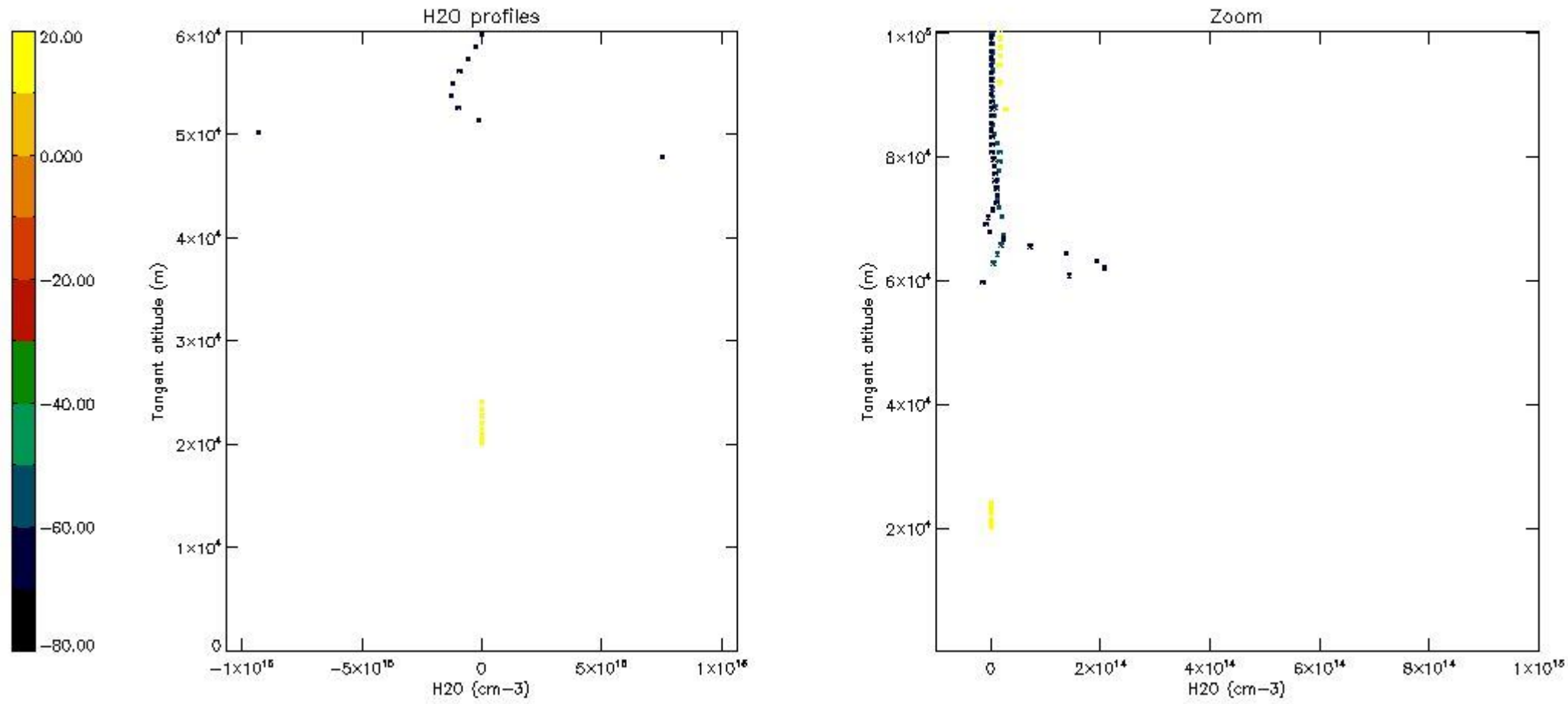
5.7 Plot NO3 profiles for all STD (dark without errors)

The colorbar represents the latitude.



5.8 Plot H₂O profiles for all STD (only for occultations of stars 1,2,3,4,13,14,16,26,63 dark without errors)

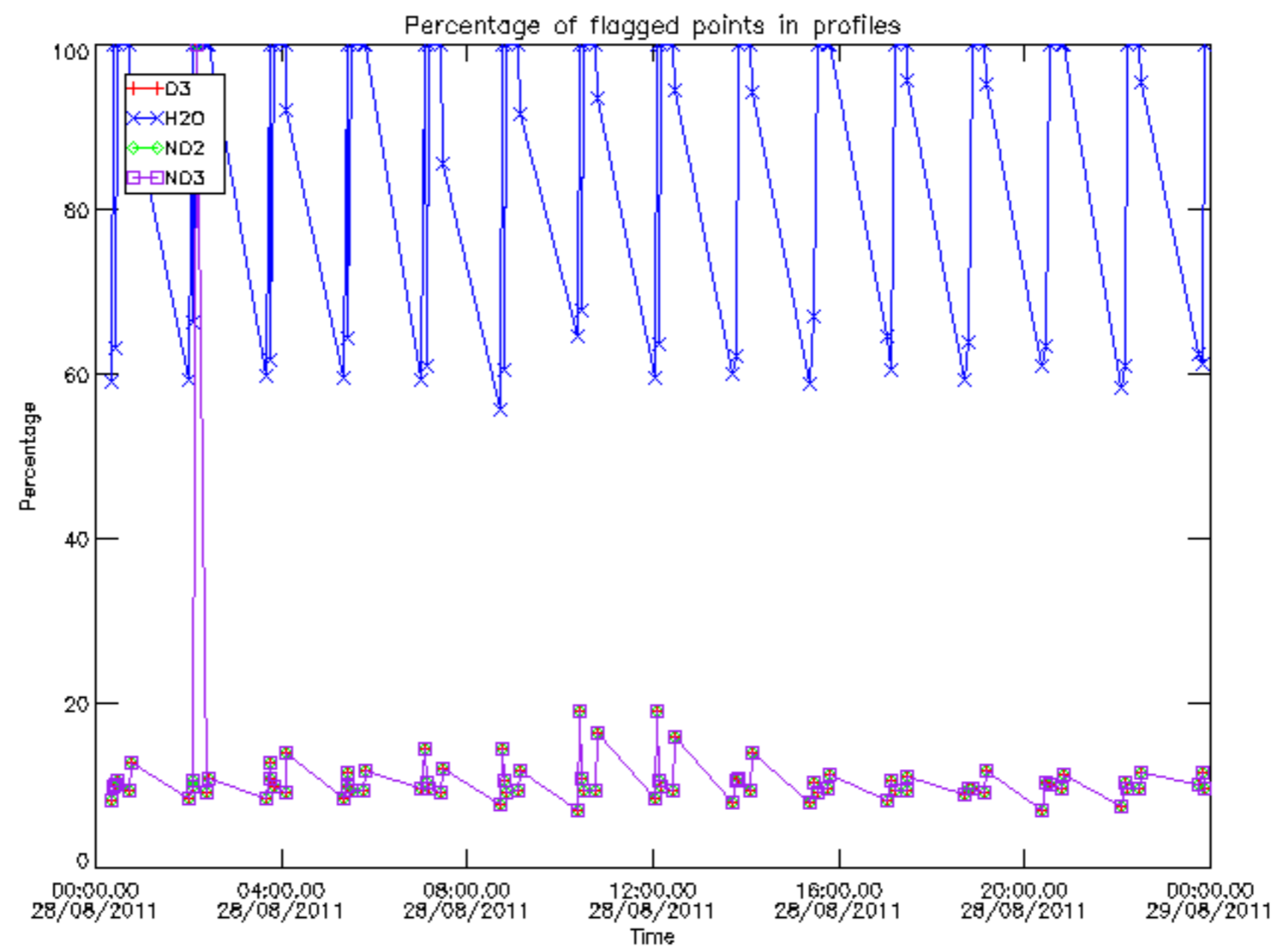
The colorbar represents the latitude.



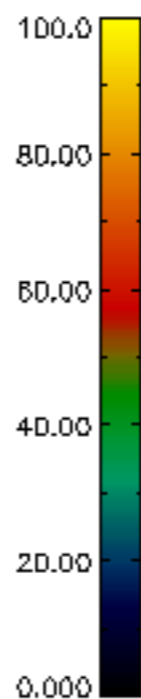
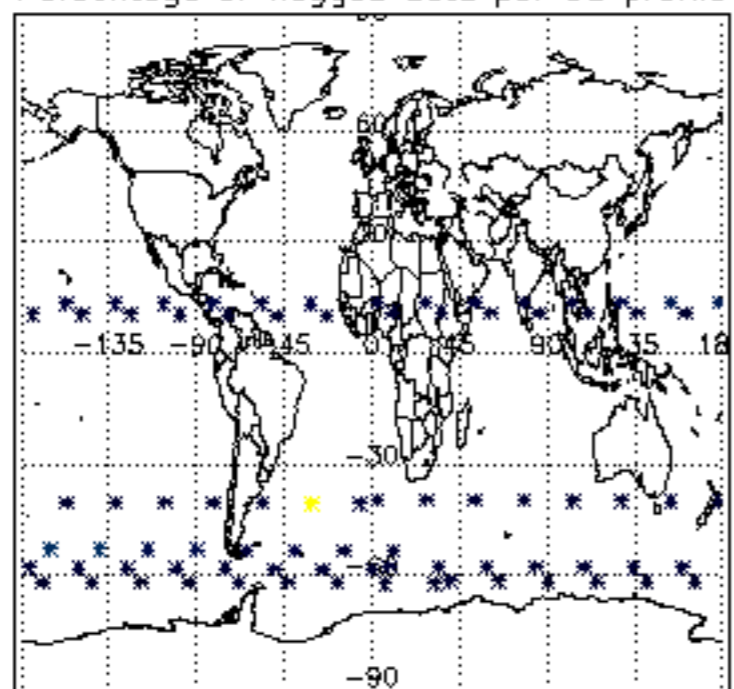
6. Auxiliary Data Files used for the production reported in section 2

The number reported in the third column indicates since which file (see list in section 2) the corresponding auxiliary file has been used. The fourth column is the date of those product files.

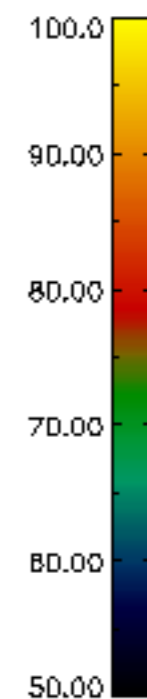
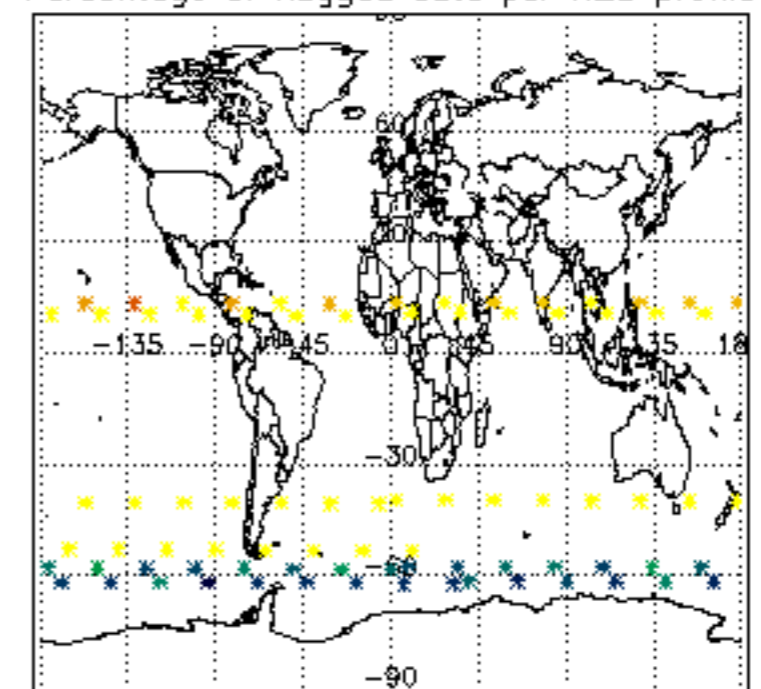
Type	Auxiliary Filename	Used since product	Used since product date
INST_PHYS_CHARACTERISTICS	GOM_INS_AXVIEC20091111_143220_20030716_120000_20500101_000000	1	28-AUG-2011 00:06:46
LEVEL-2_PROC_CONFIG	GOM_PR2_AXVIEC20091111_152718_20020301_000000_20500101_000000	1	28-AUG-2011 00:06:46
CROSS_SECTIONS_FILE	GOM_CRS_AXVIEC20091111_154832_20020301_000000_20500101_000000	1	28-AUG-2011 00:06:46



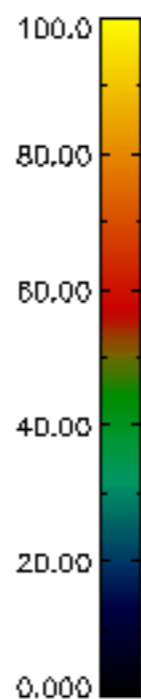
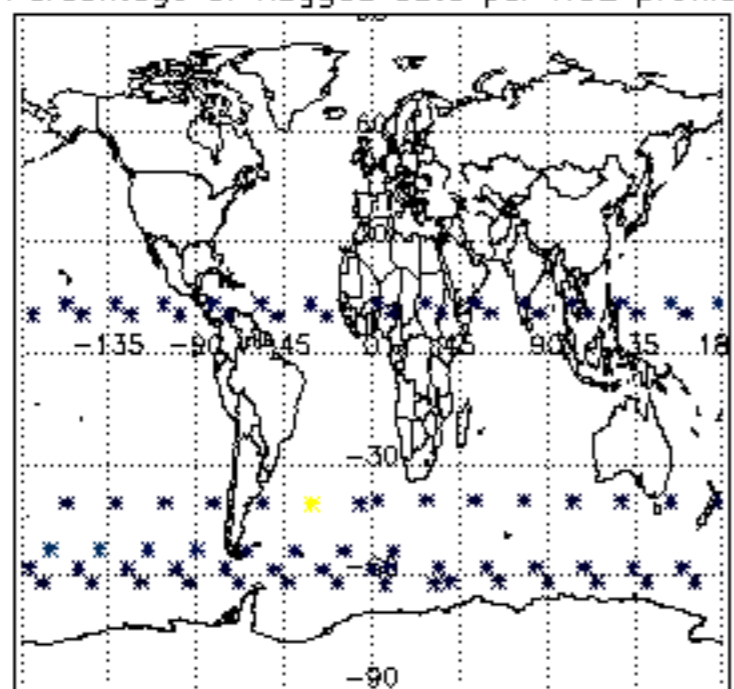
Percentage of flagged data per D3 profile



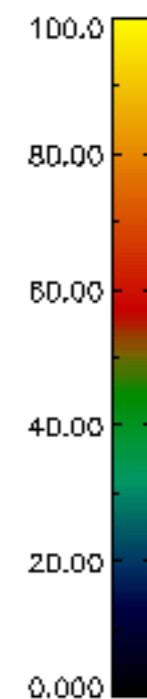
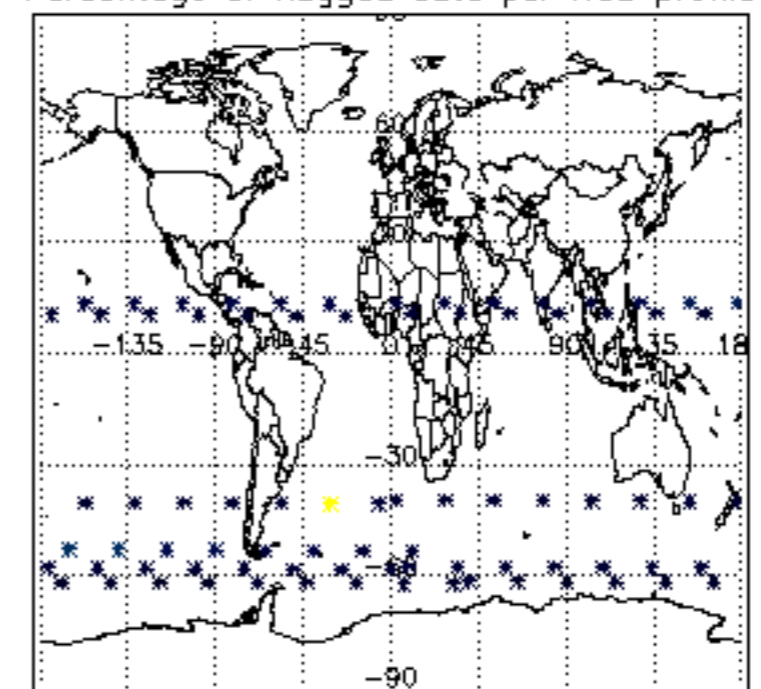
Percentage of flagged data per H2O profile

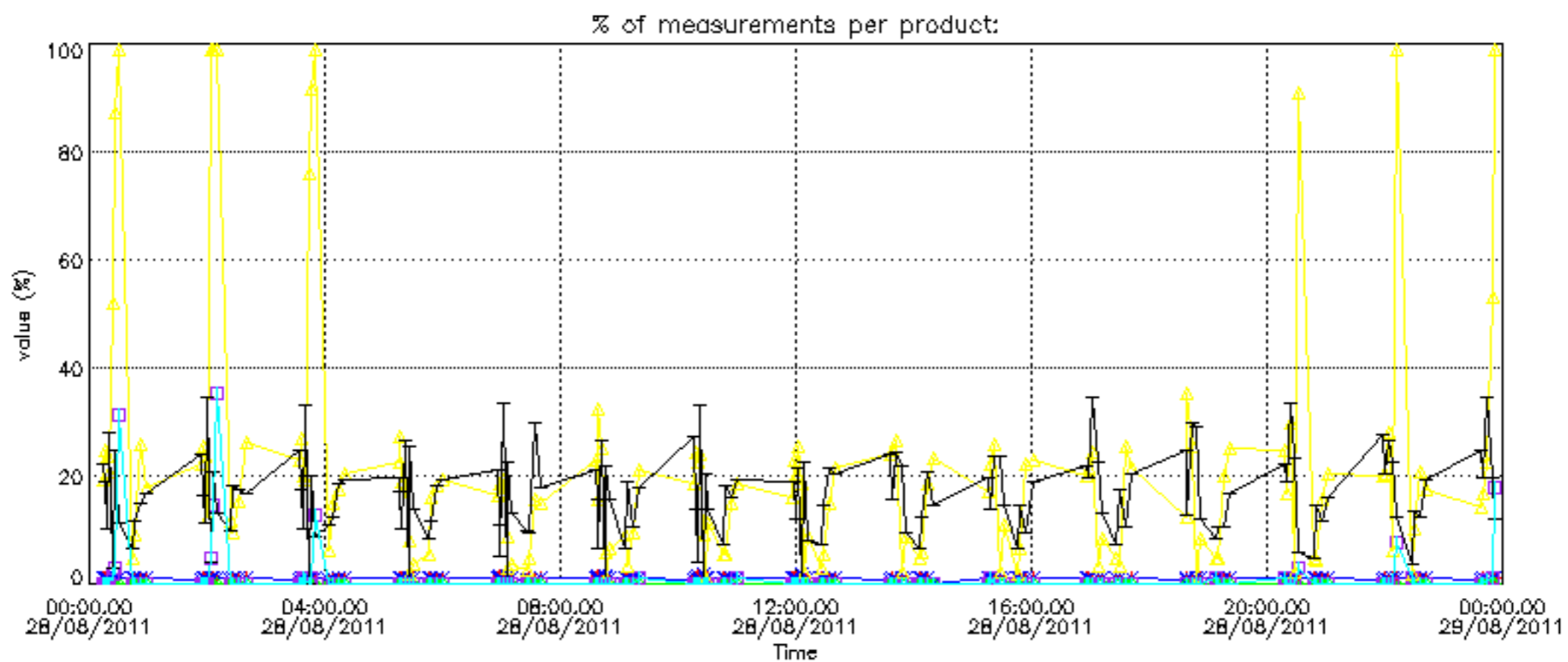
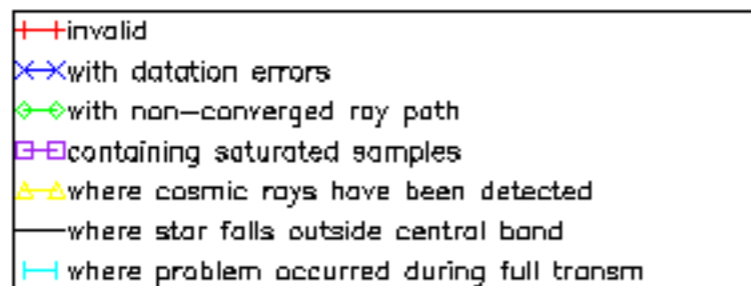


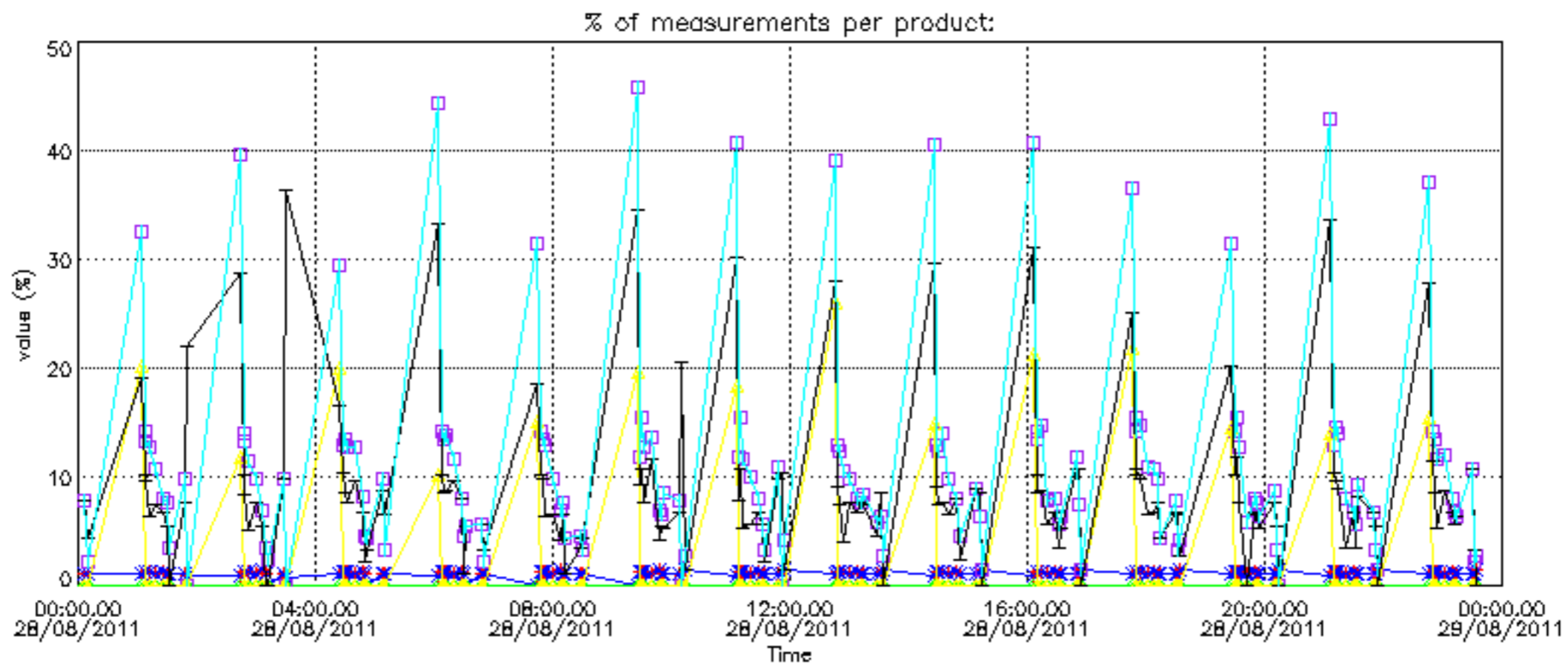
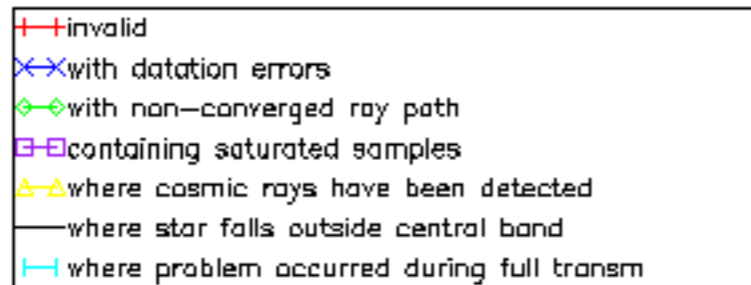
Percentage of flagged data per NO2 profile



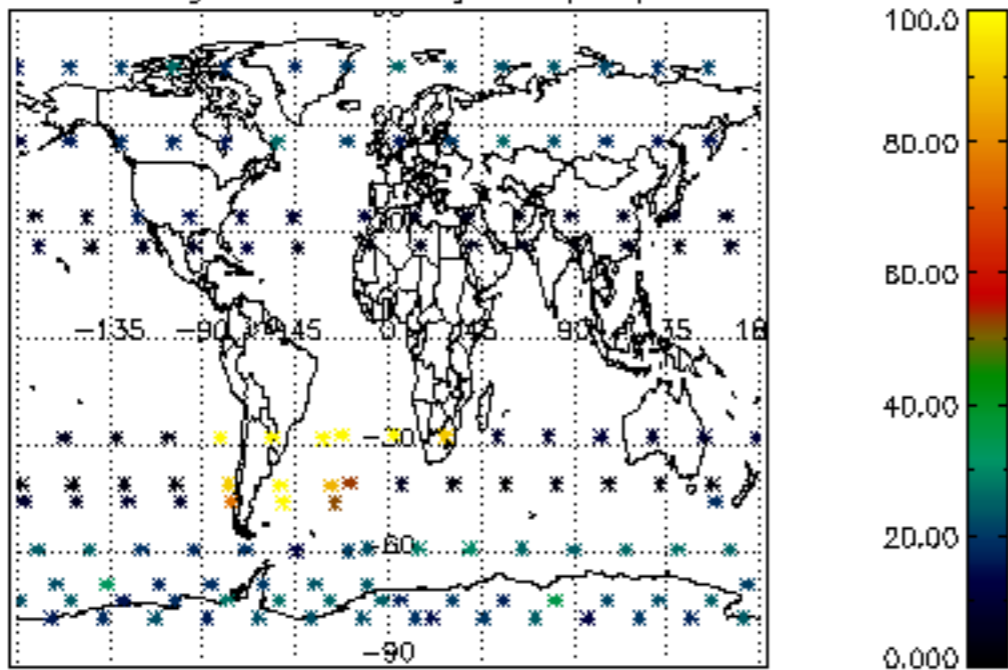
Percentage of flagged data per NO3 profile



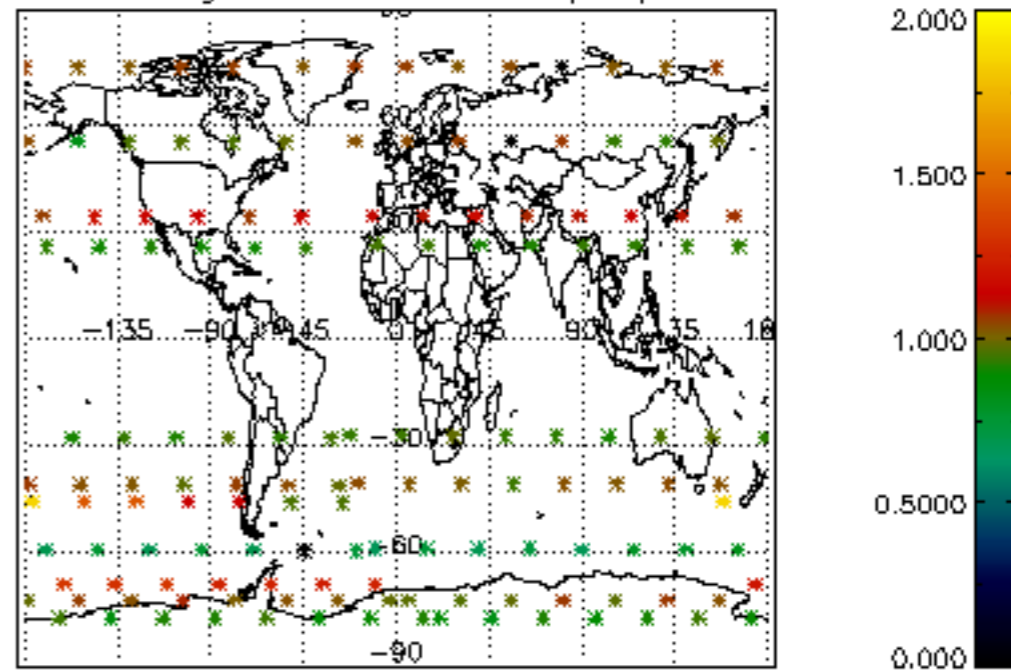




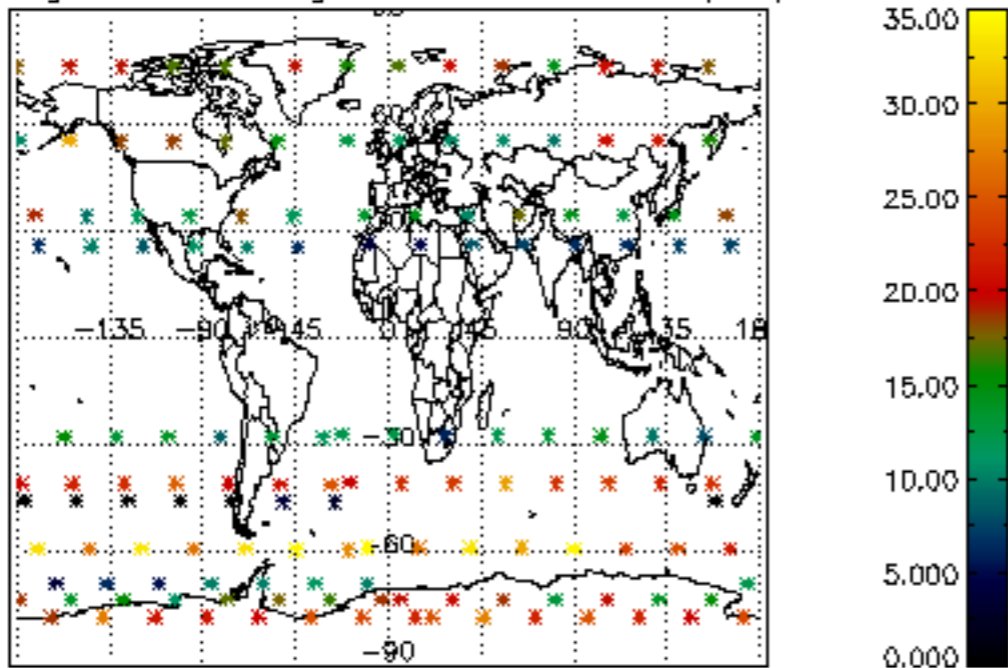
Percentage of cosmic ray hits per profile



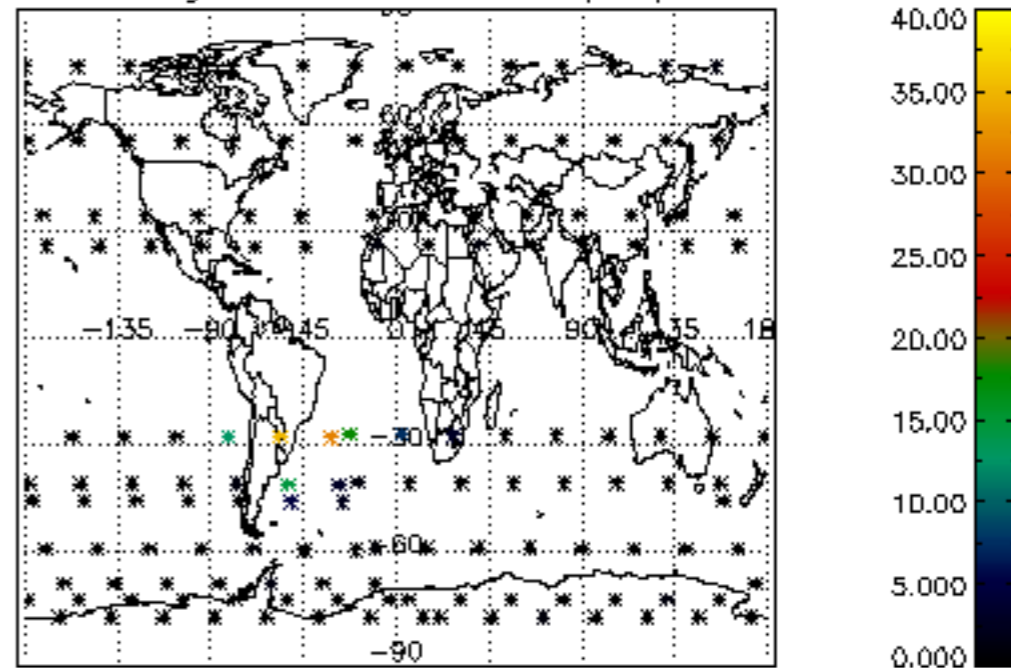
Percentage of datation errors per profile



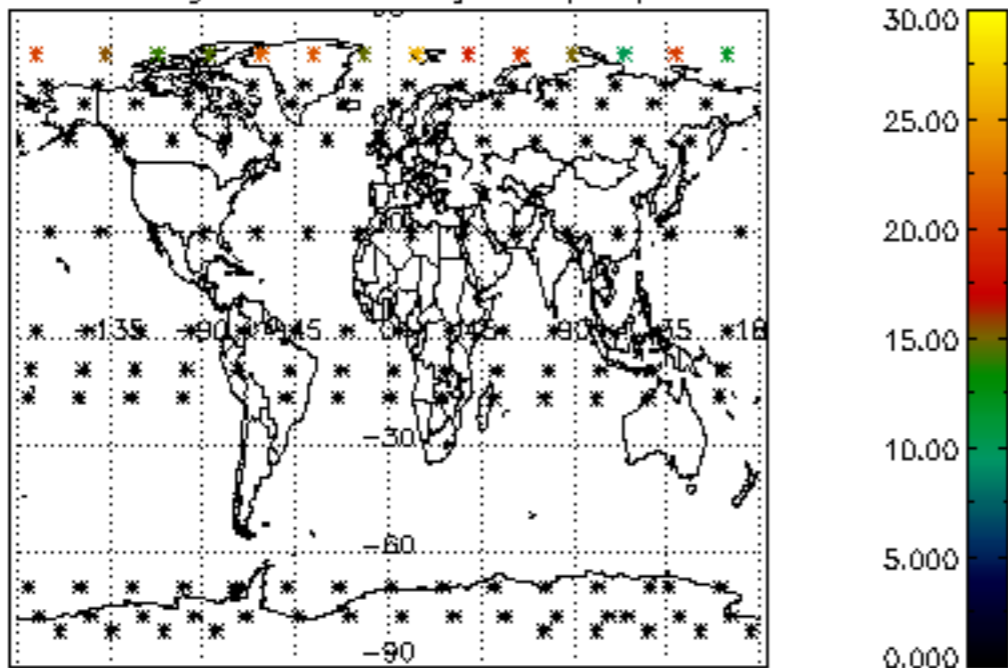
Percentage of star falling outside central band per profile



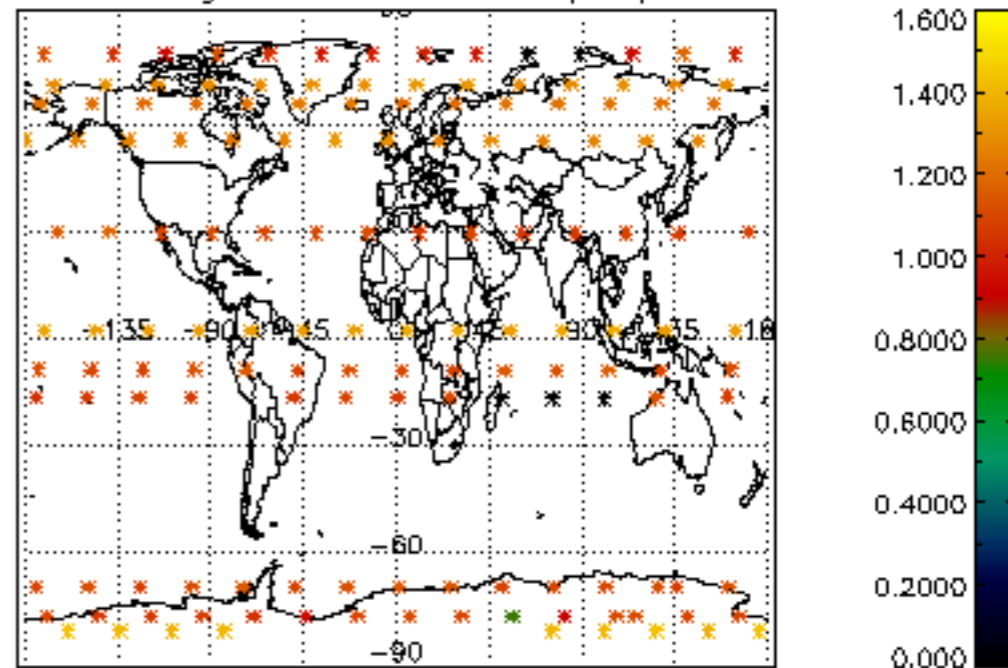
Percentage of saturation errors per profile



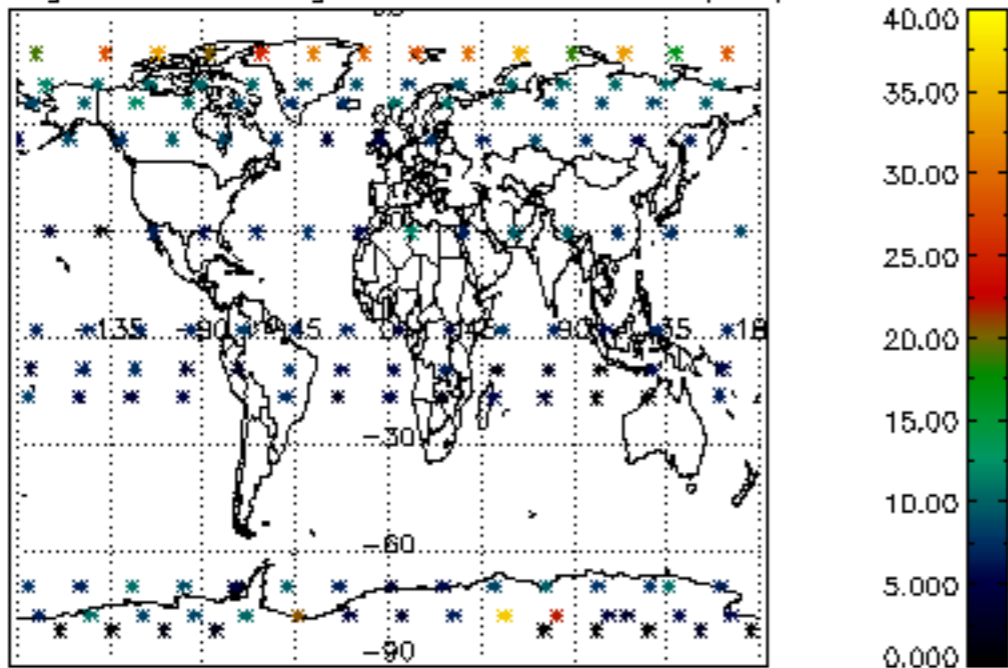
Percentage of cosmic ray hits per profile



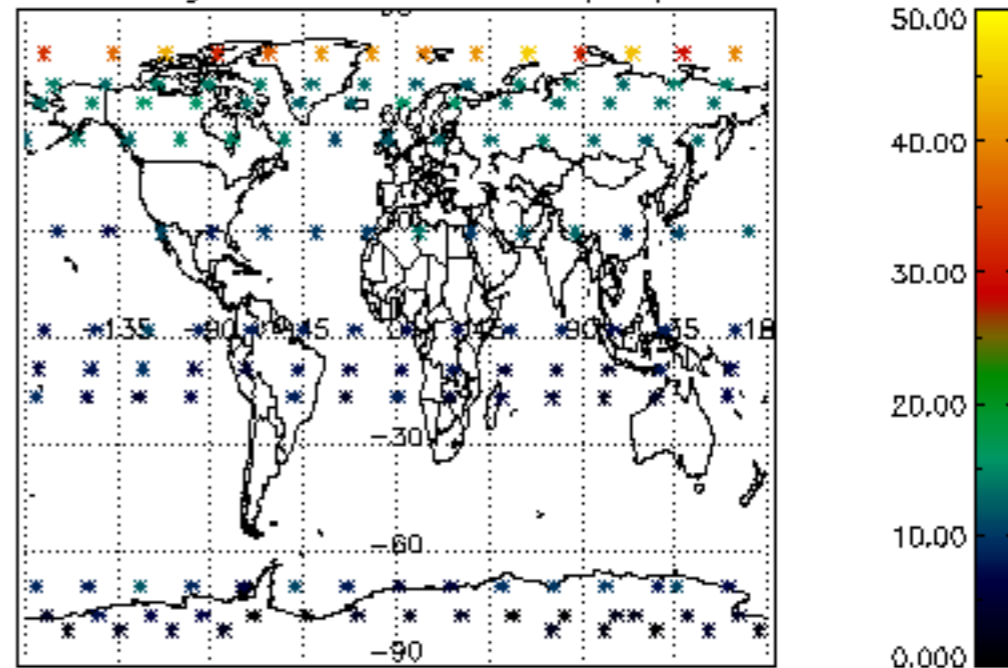
Percentage of datation errors per profile

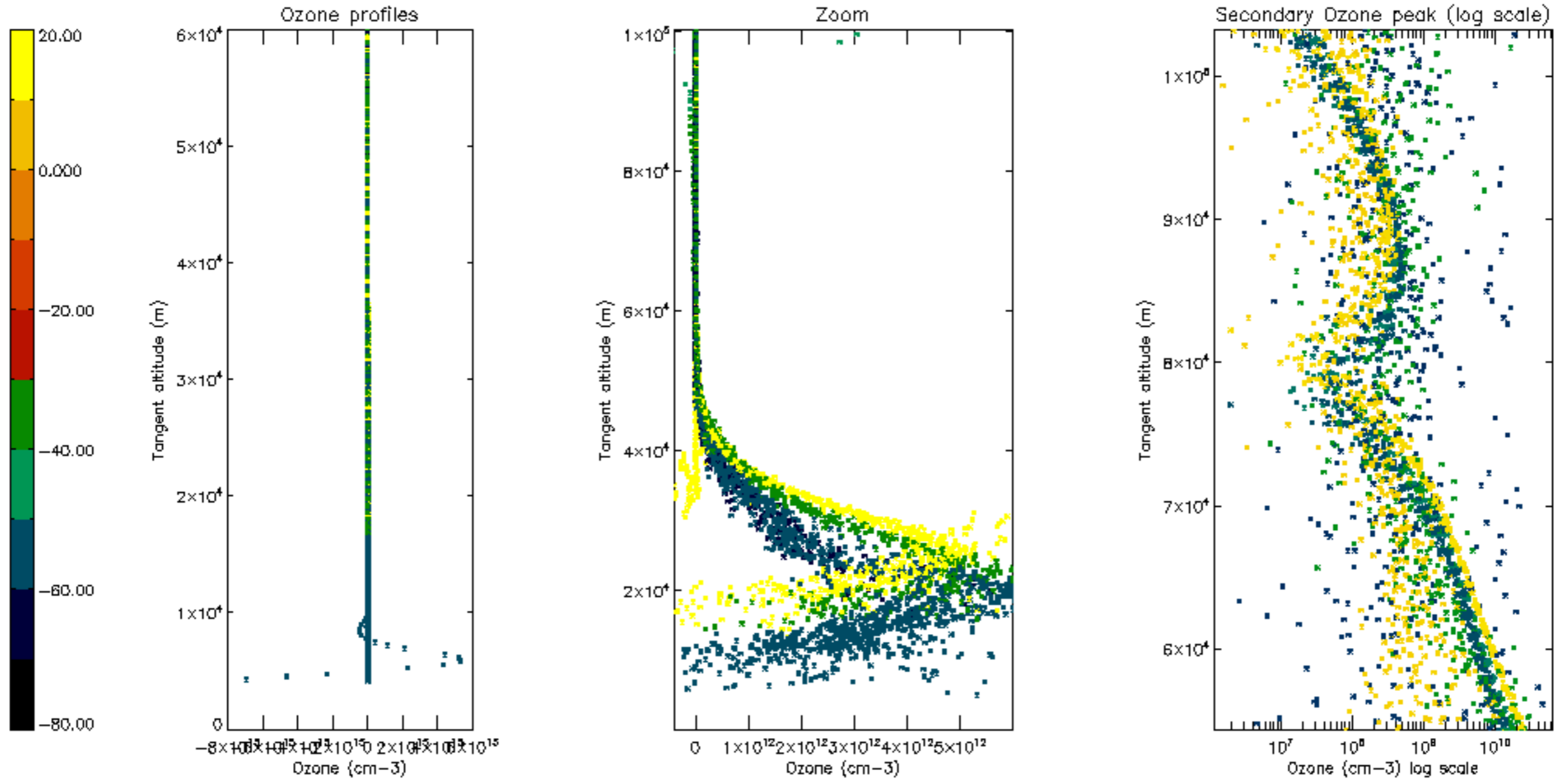


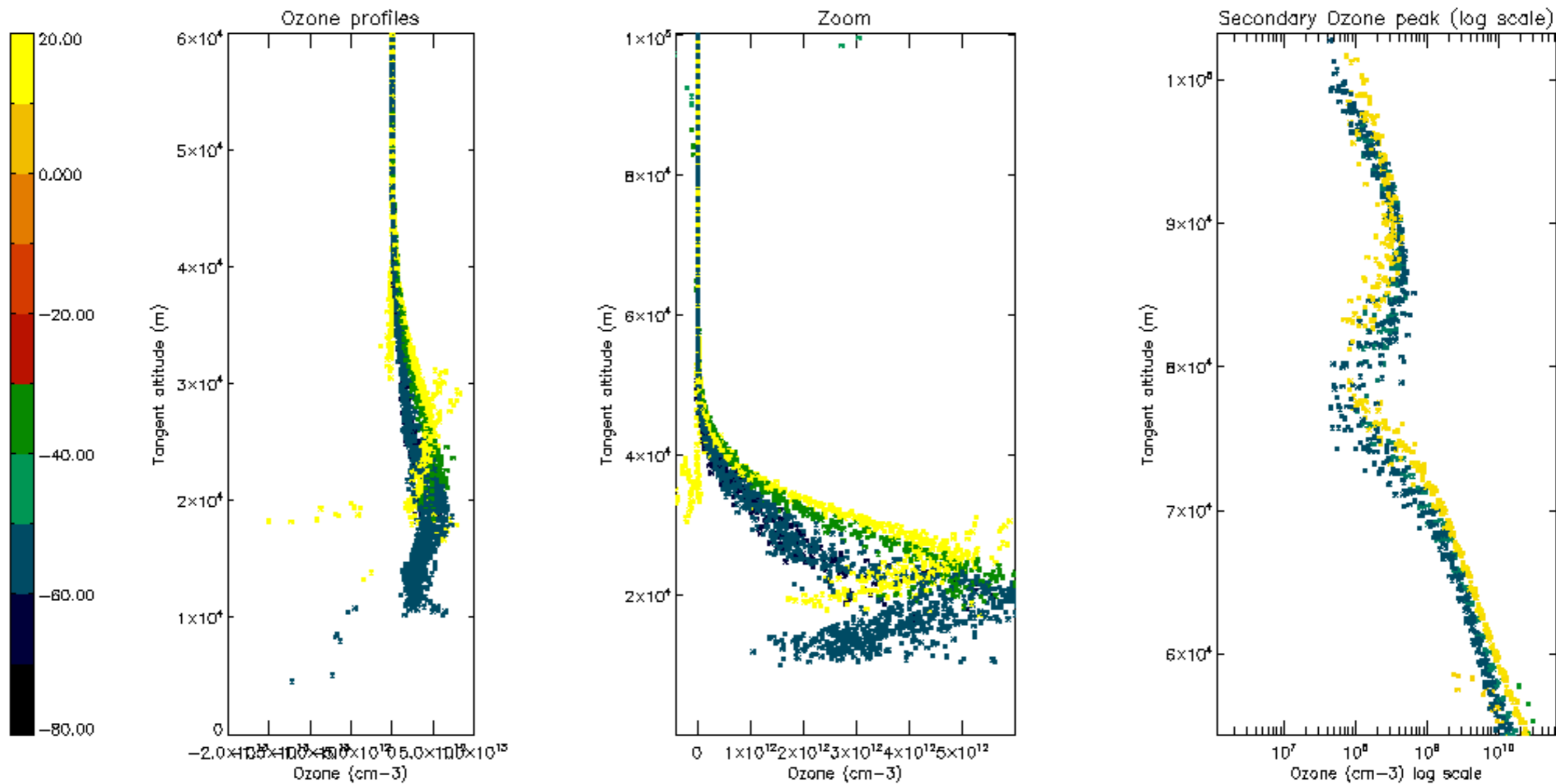
Percentage of star falling outside central band per profile

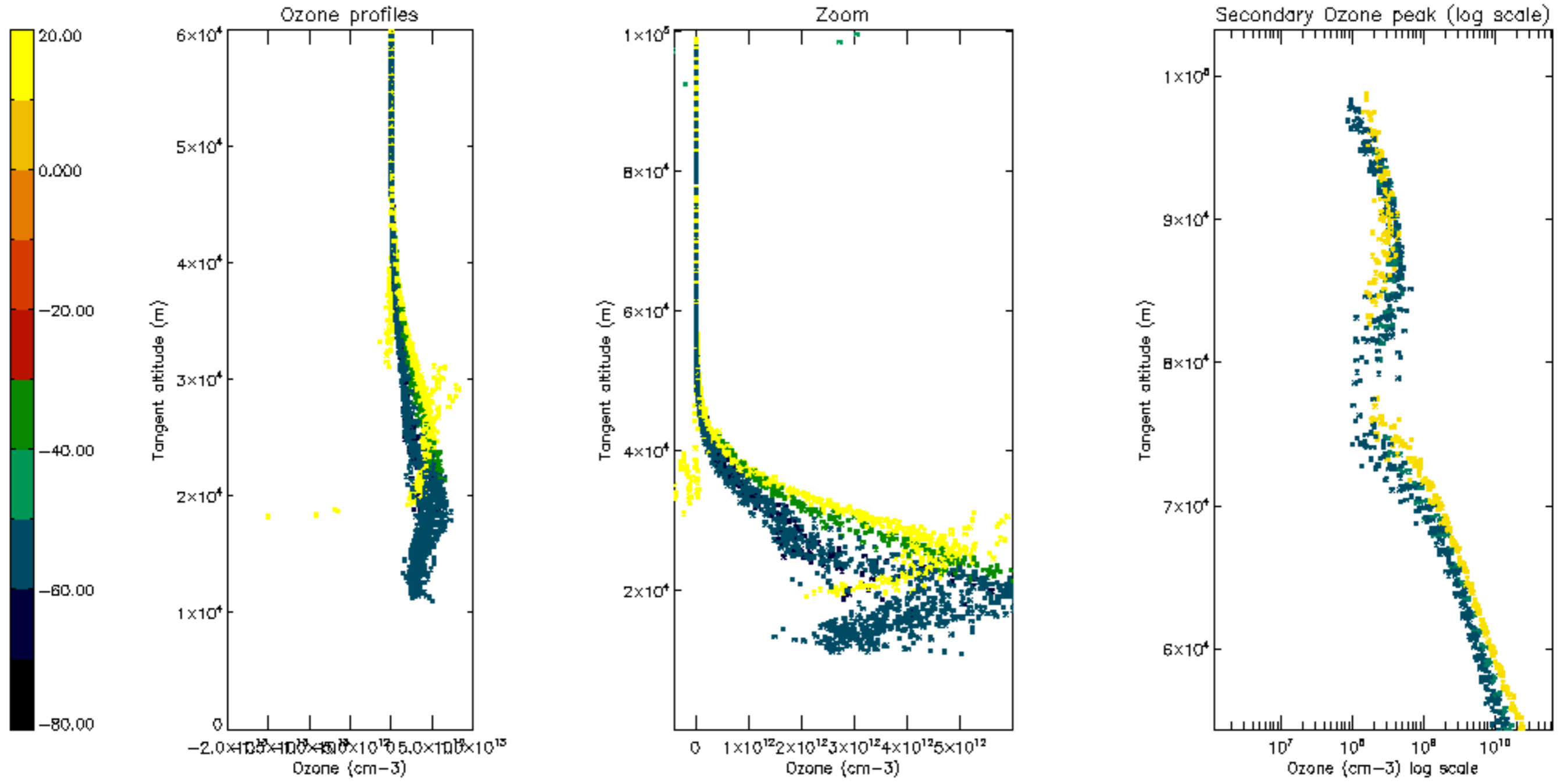


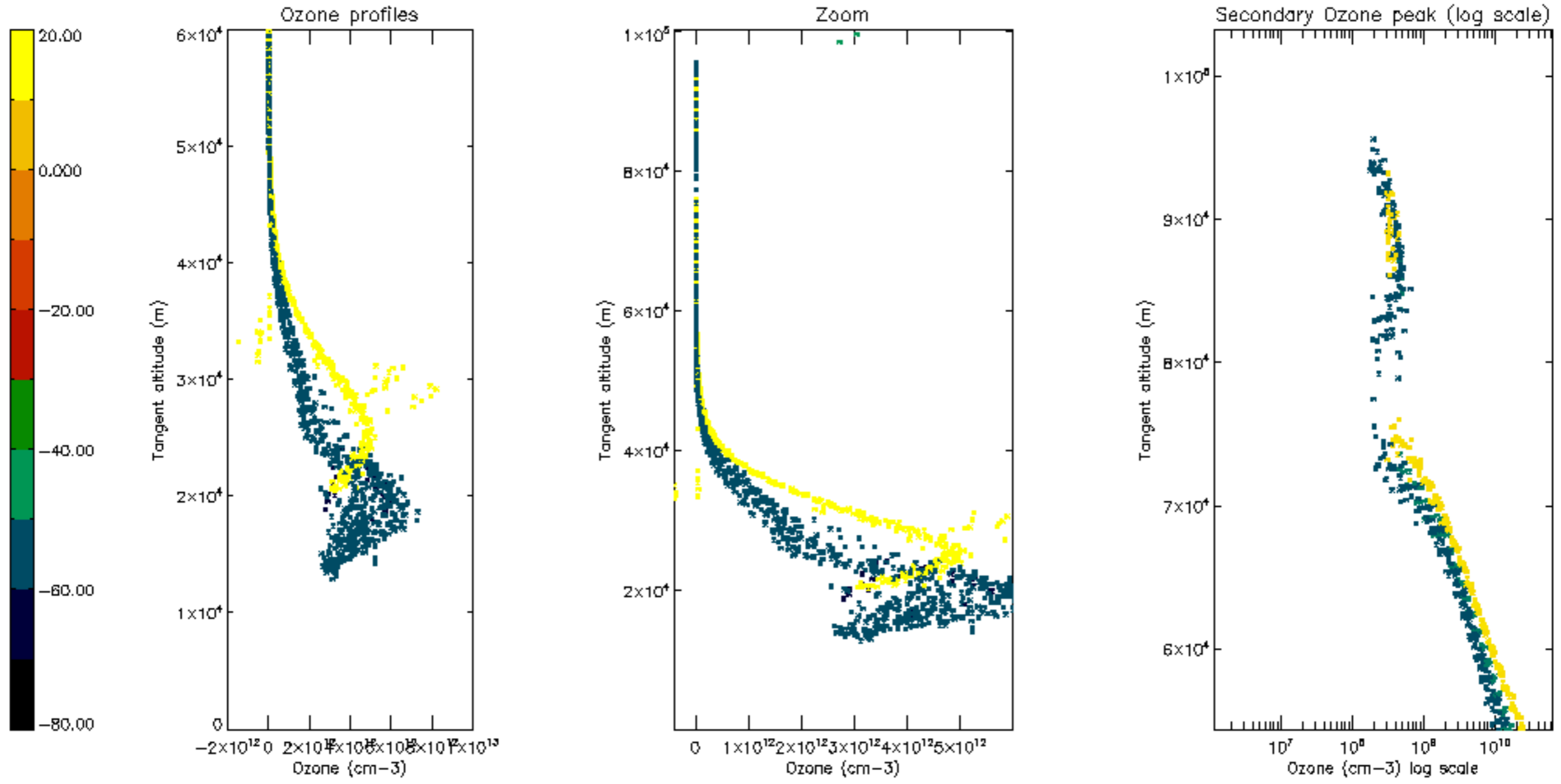
Percentage of saturation errors per profile

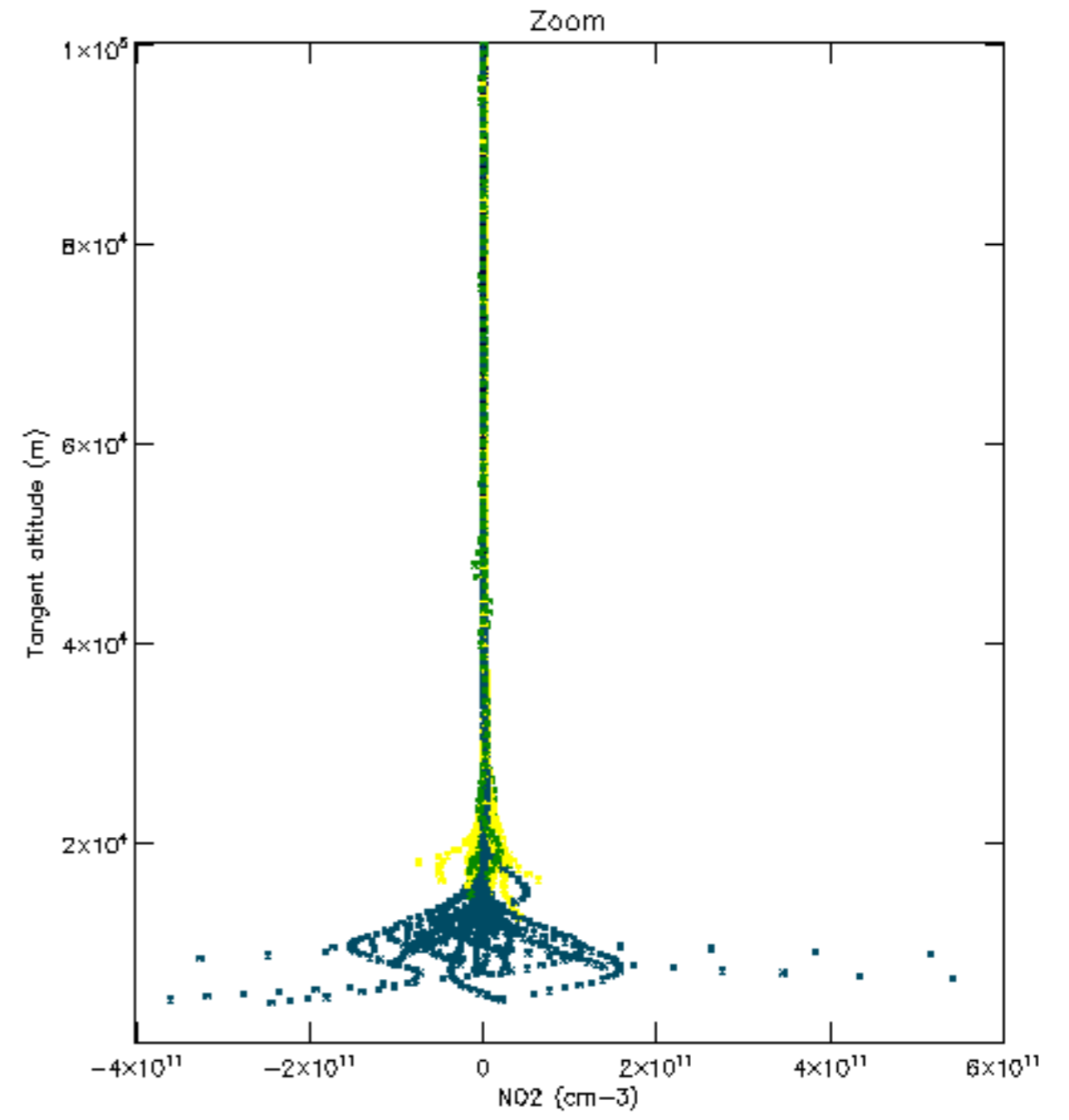
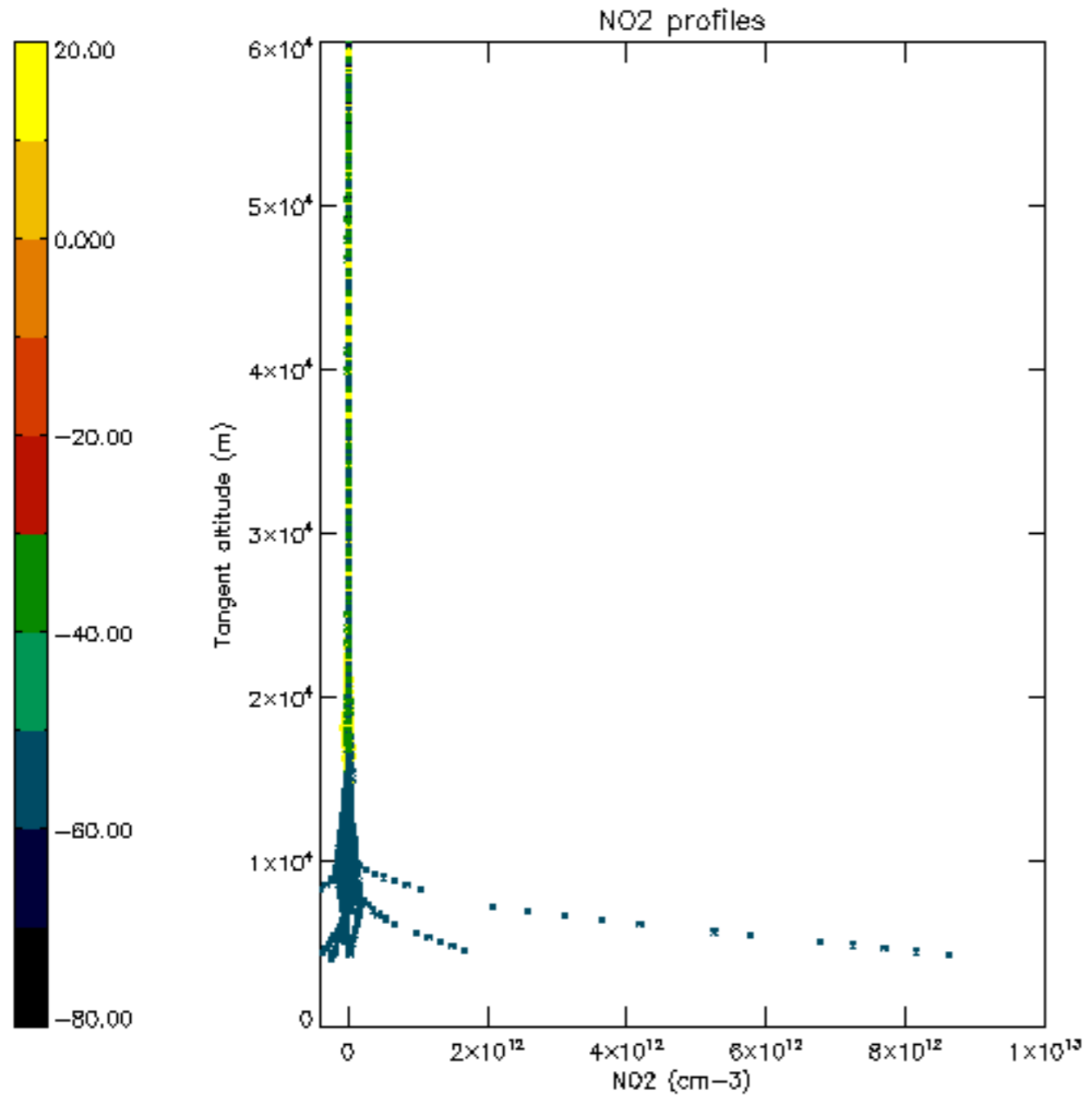


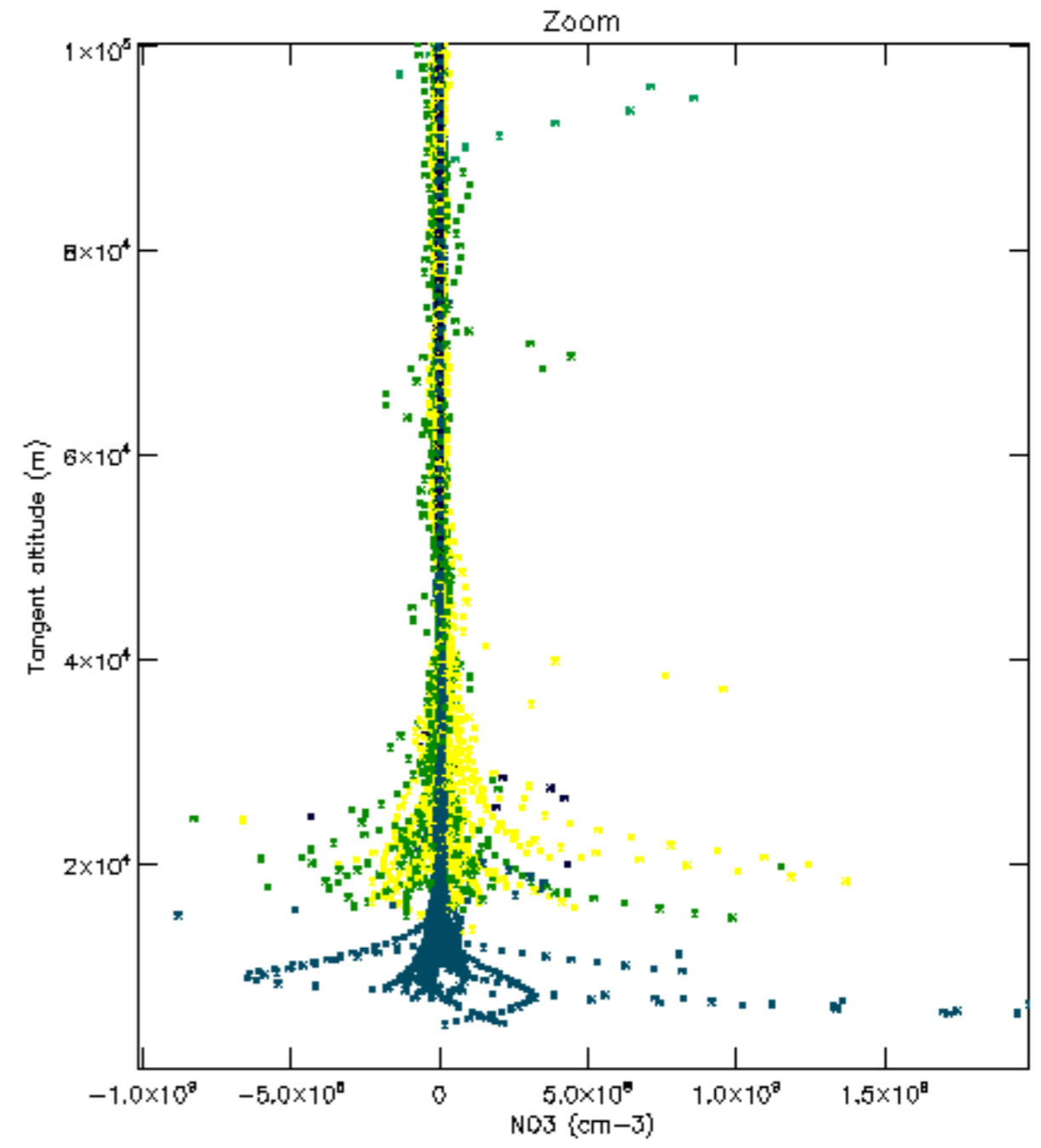
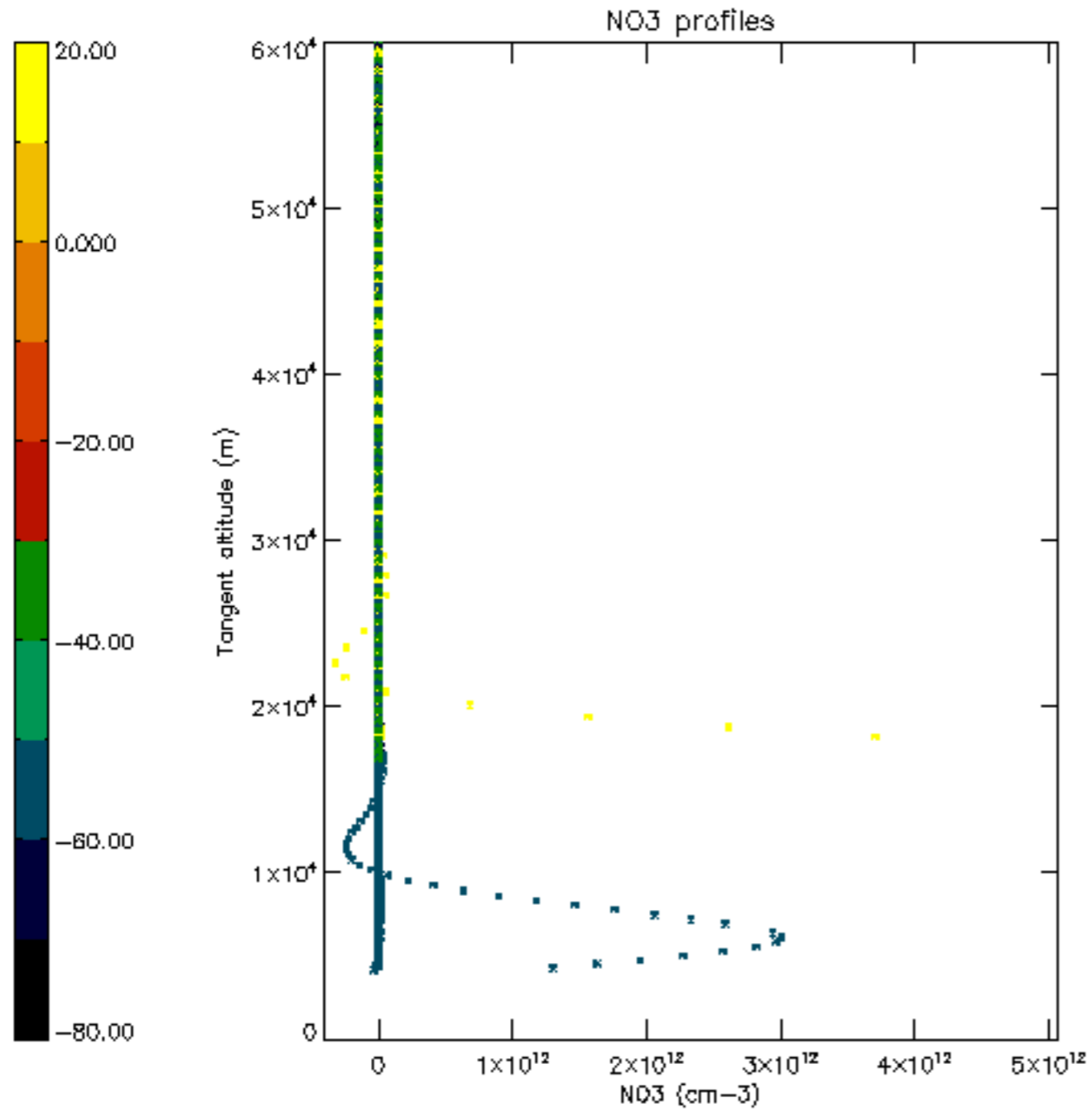


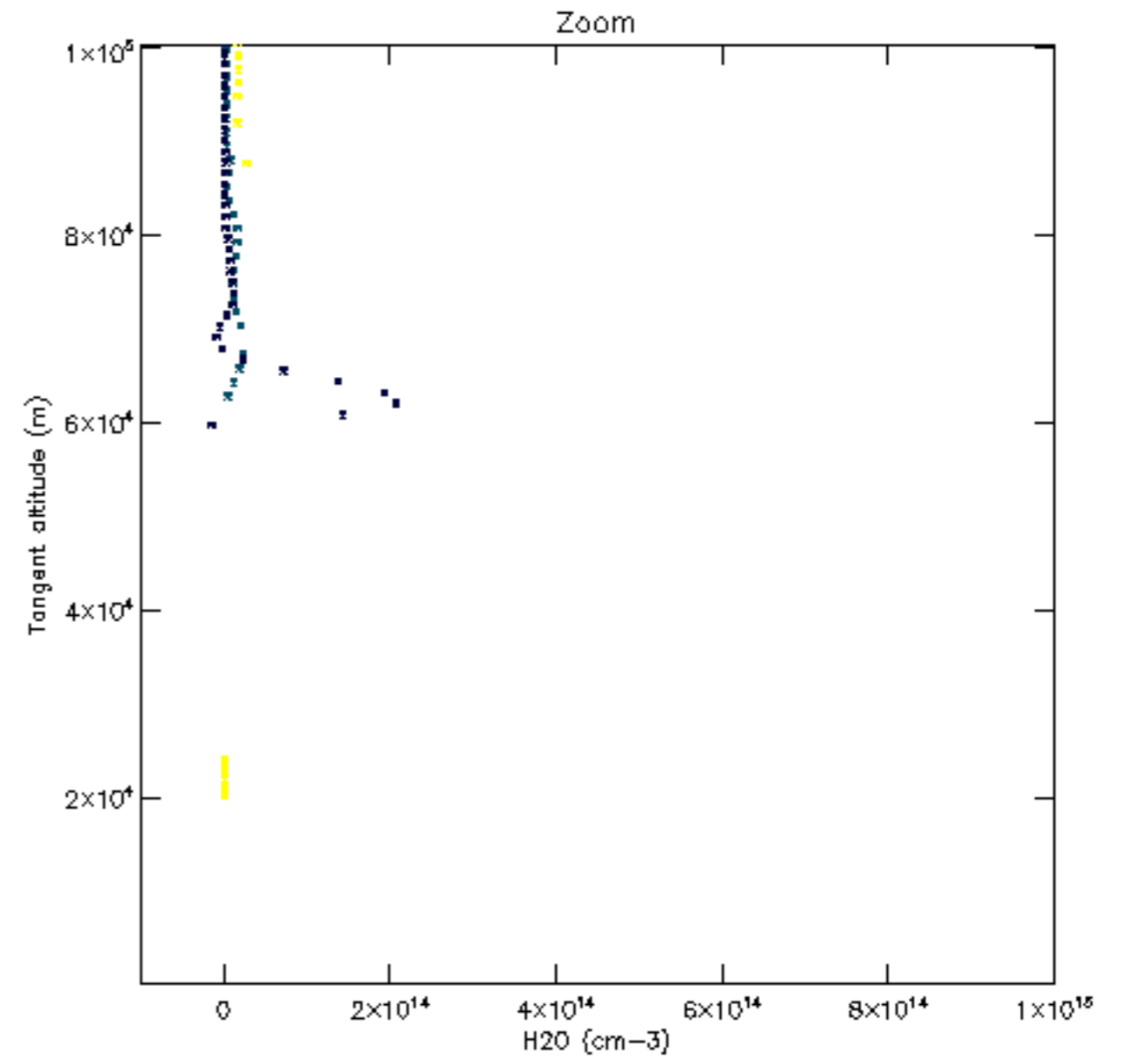
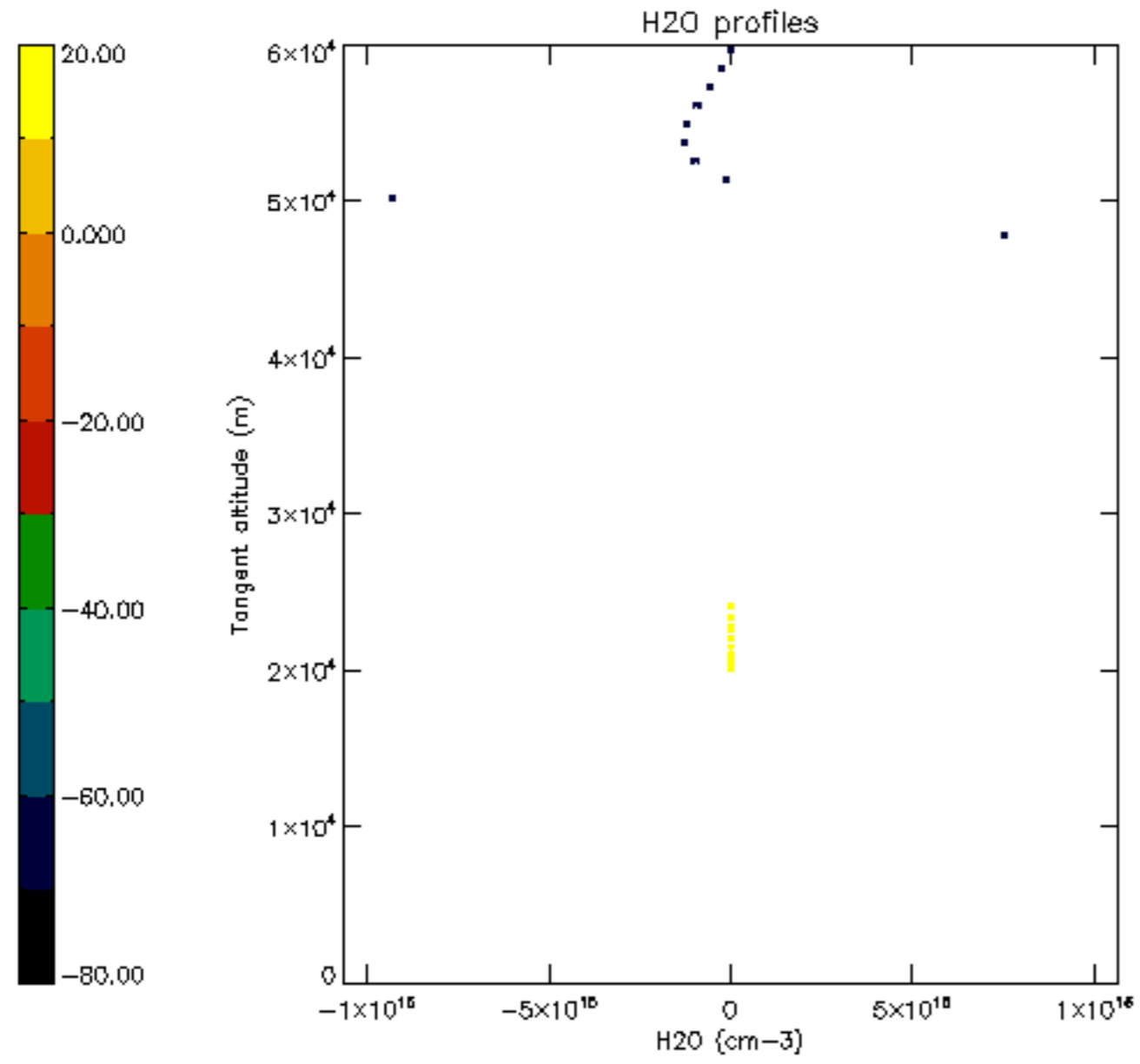


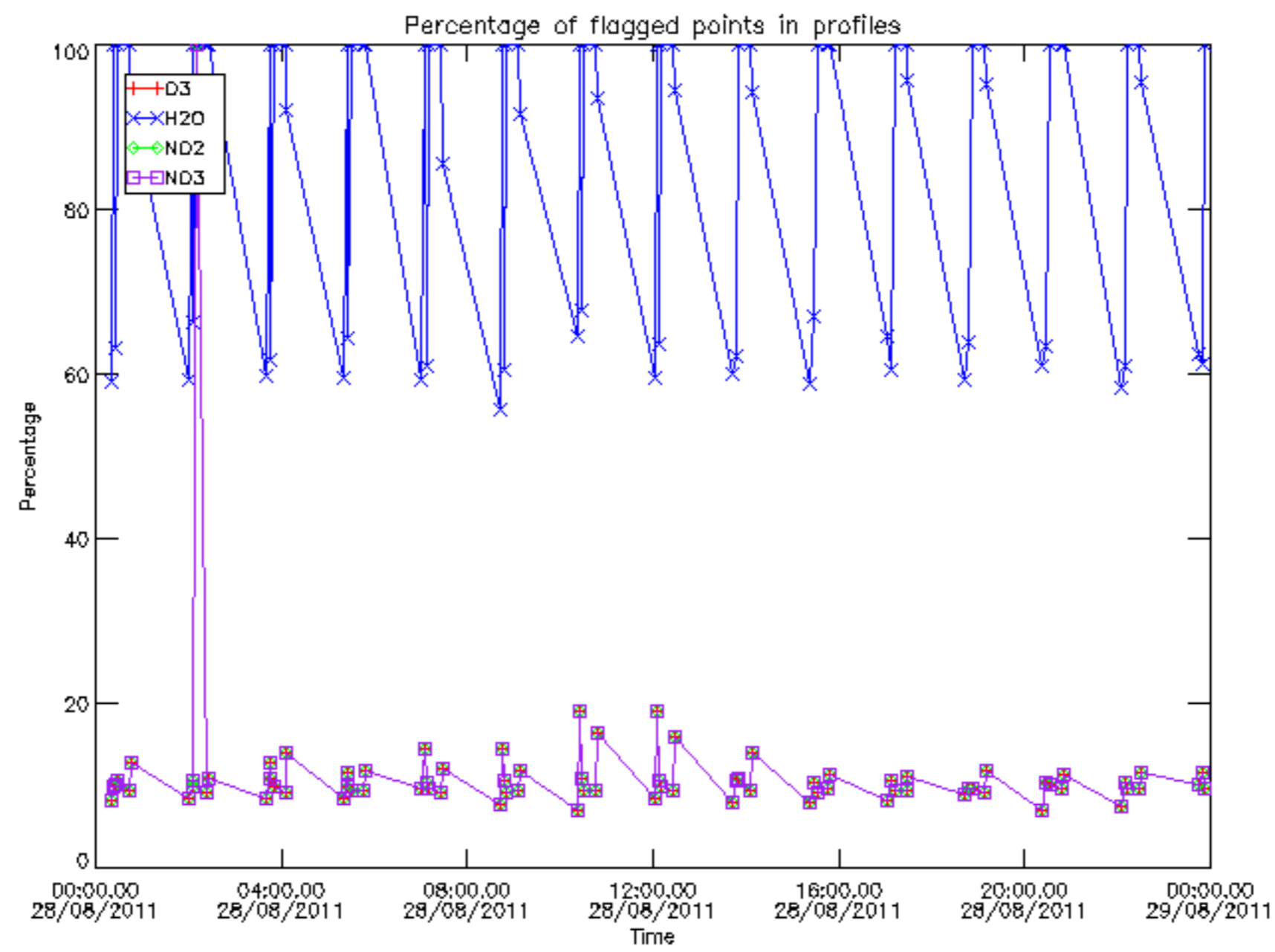




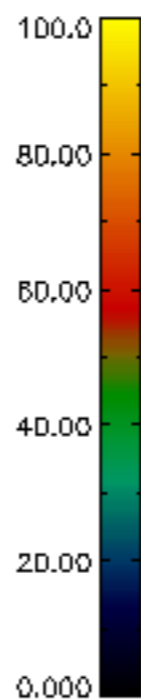
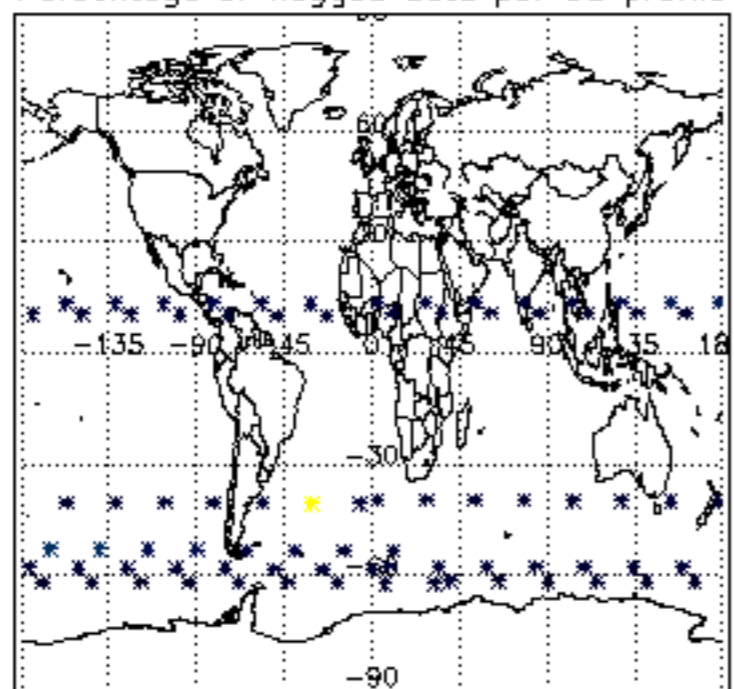




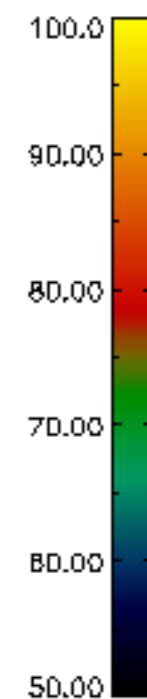
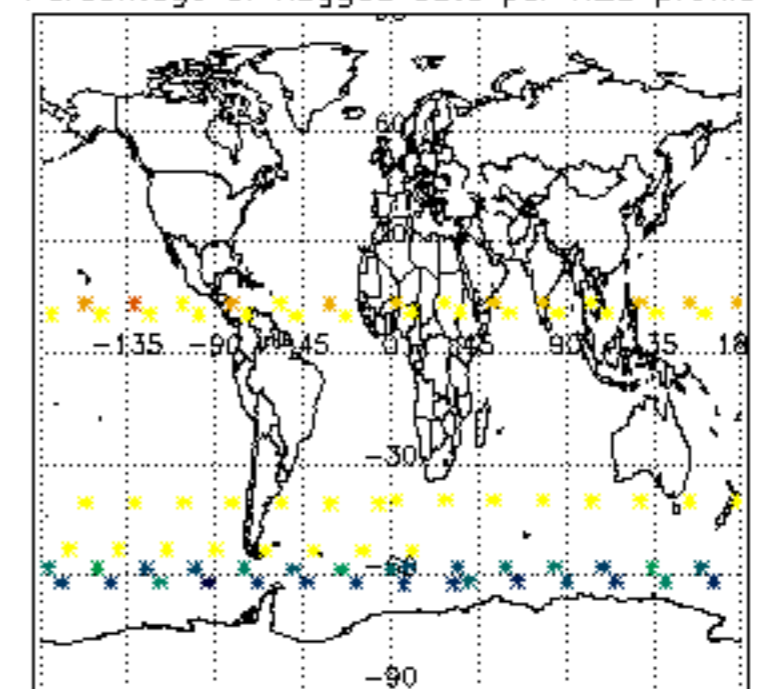




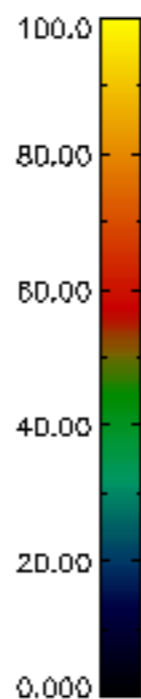
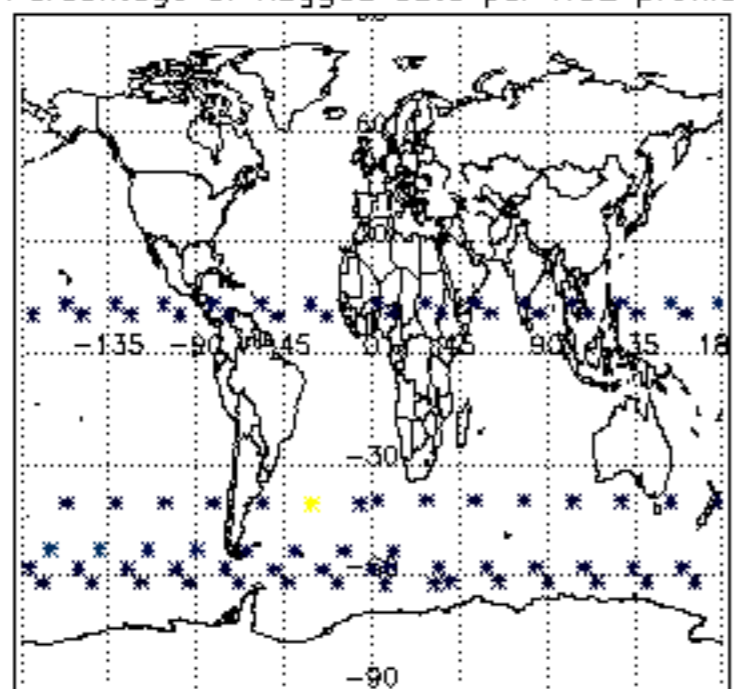
Percentage of flagged data per D3 profile



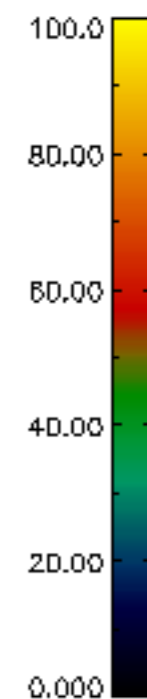
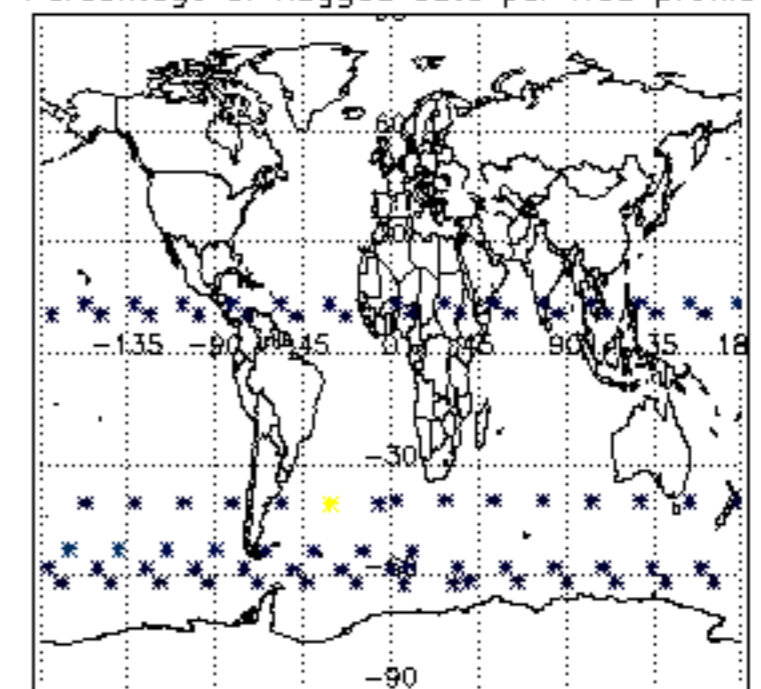
Percentage of flagged data per H2O profile

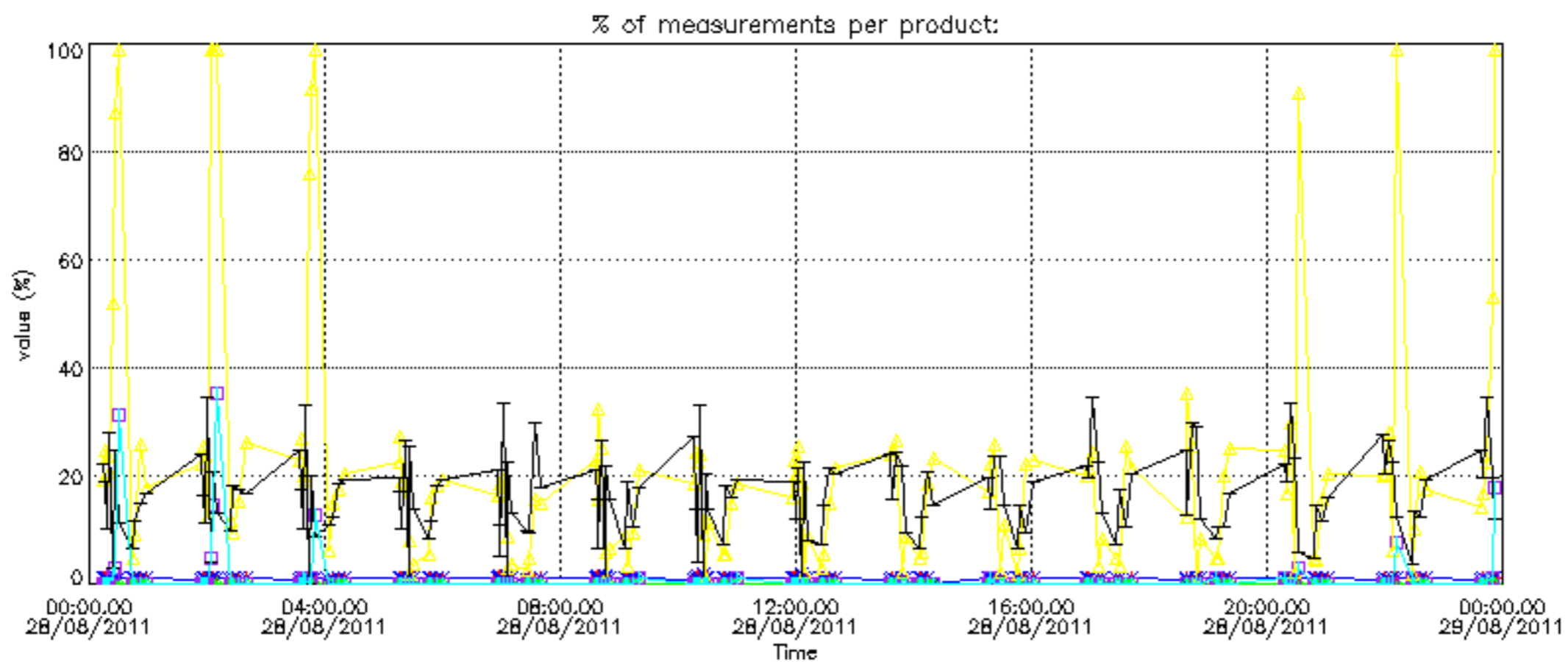
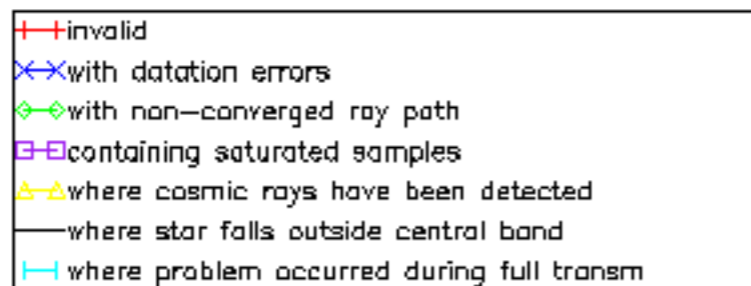


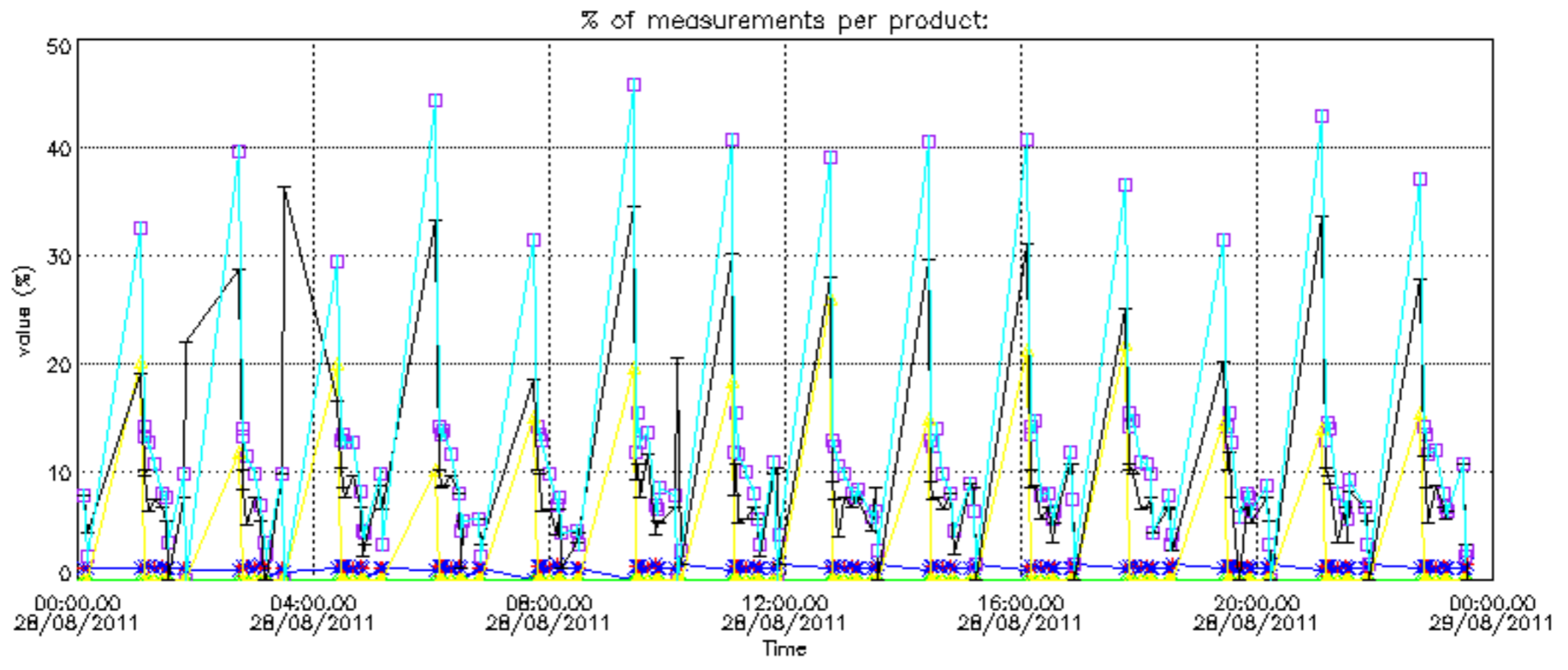
Percentage of flagged data per NO2 profile



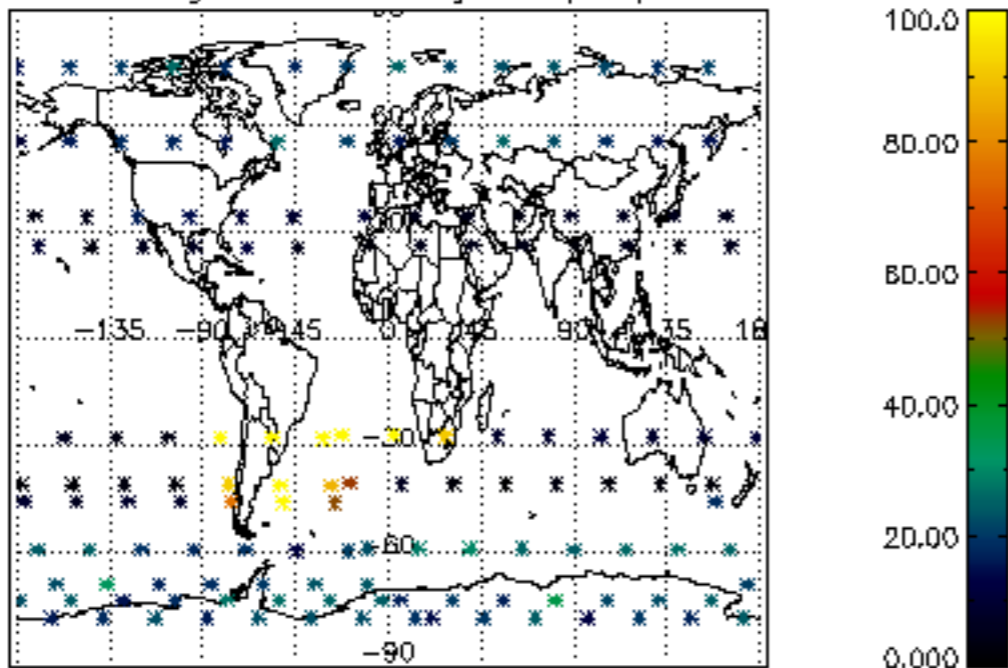
Percentage of flagged data per NO3 profile



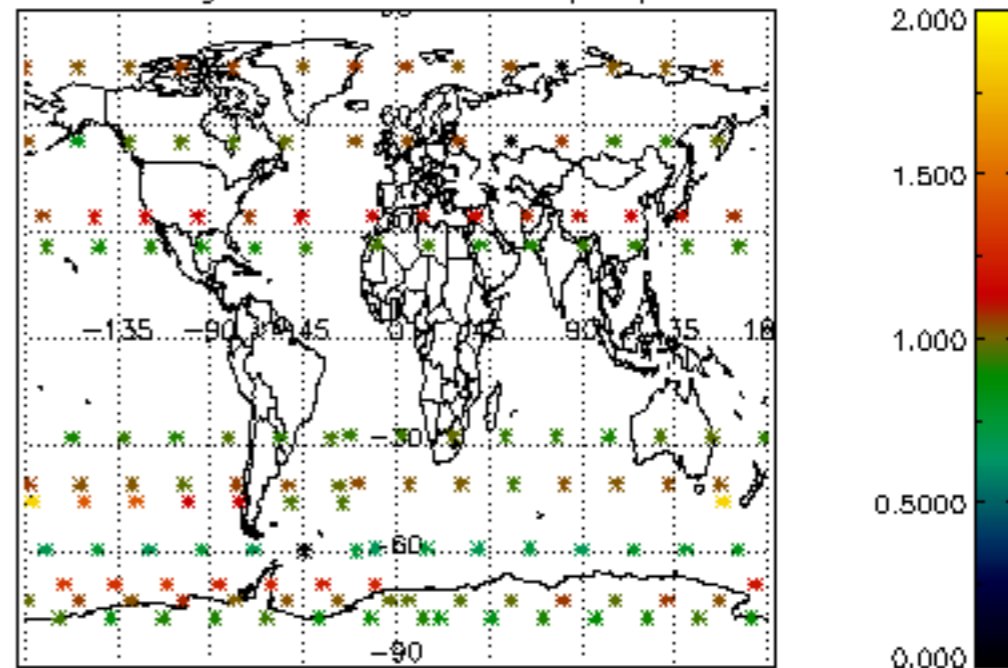




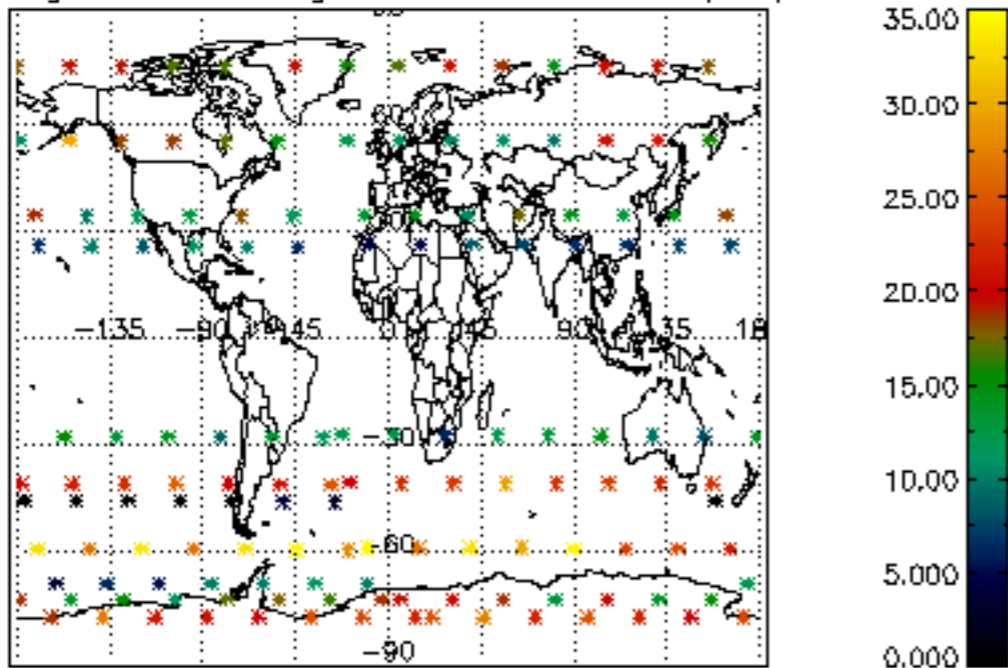
Percentage of cosmic ray hits per profile



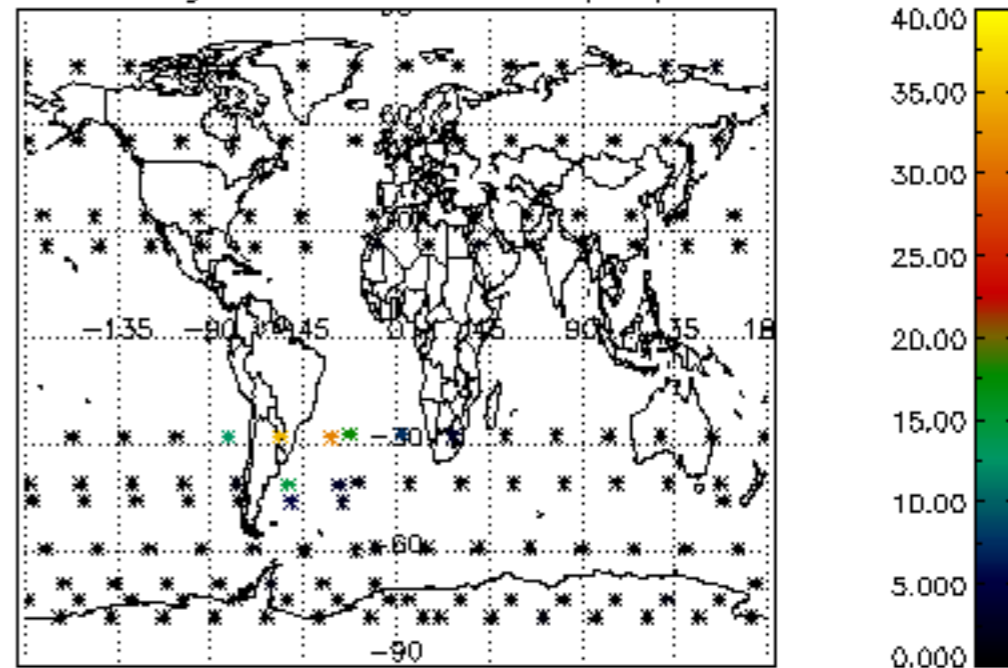
Percentage of datation errors per profile



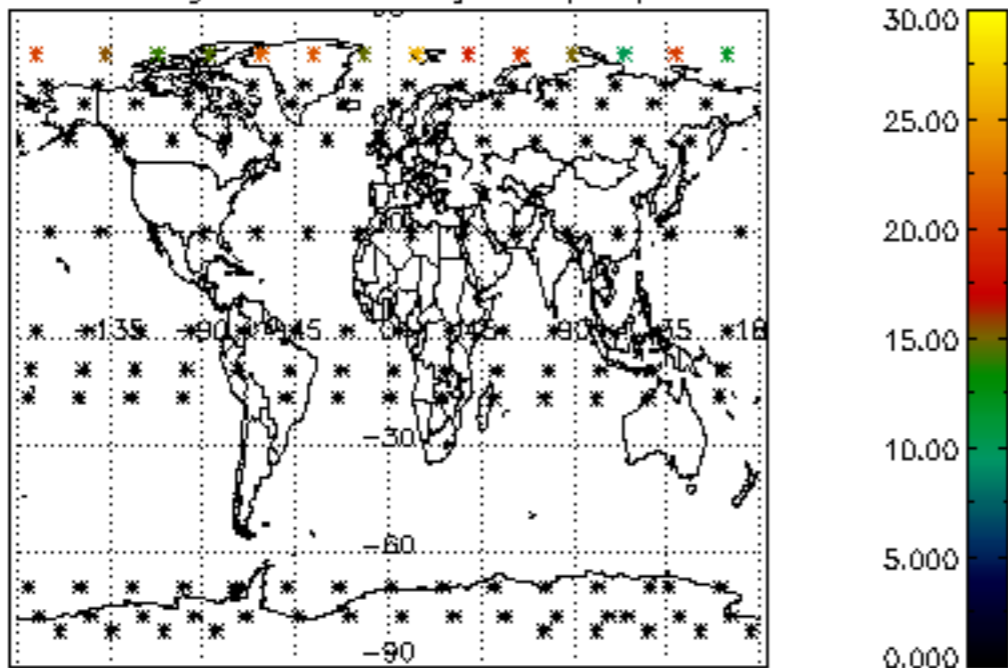
Percentage of star falling outside central band per profile



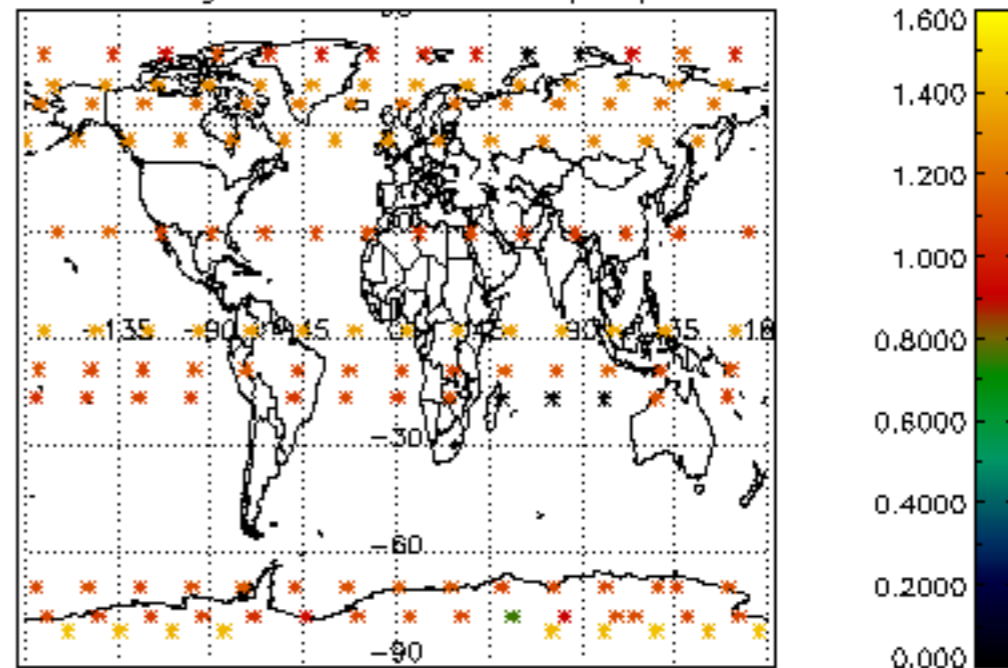
Percentage of saturation errors per profile



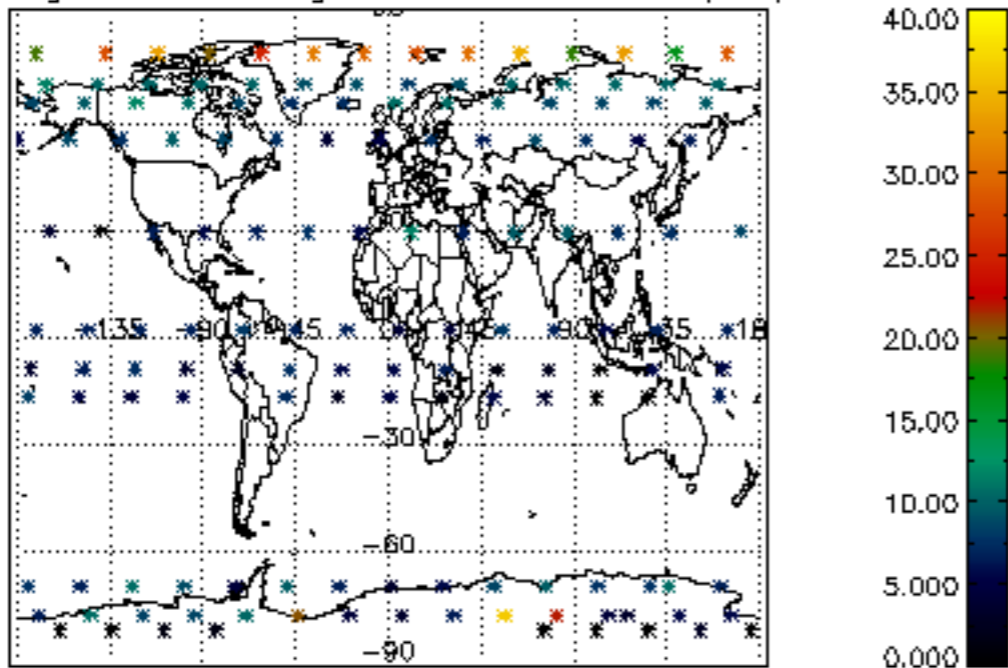
Percentage of cosmic ray hits per profile



Percentage of datation errors per profile



Percentage of star falling outside central band per profile



Percentage of saturation errors per profile

