

GOMOS Level 2 Daily Report

SUMMARY

[1. General Info](#)

[2. Summary of processed GOM_NL_2P products](#)

[3. Level 2 Quality information per product](#)

[3.1 Plot of level 2 quality information per product \(time dependant\)](#)

[3.2 Plot of level 2 quality information per product \(world map\)](#)

[4. Level 1 Quality information per product \(stored on level 2 products\)](#)

[4.1 Plot of level 1 quality information per product \(time dependant\)](#)

[4.1.1 Plot of level 1 quality information per product \(time dependant\): ASCENDING](#)

[4.1.2 Plot of level 1 quality information per product \(time dependant\): DESCENDING](#)

[4.2 Plot of level 1 quality information per product \(world map\)](#)

[4.2.1 Plot of level 1 quality information per product \(world map\): ASCENDING](#)

[4.2.2 Plot of level 1 quality information per product \(world map\): DESCENDING](#)

[5. Ozone profiles based on quality statistics and other trace gas profiles](#)

[5.1 Ozone statistics based on quality of products](#)

[5.2 Plot ozone profiles for all STD \(dark without errors\)](#)

[5.3 Plot ozone profiles where STD < 20% \(dark without errors\)](#)

[5.4. Plot ozone profiles where STD < 10% \(dark without errors\)](#)

[5.5. Plot ozone profiles where STD < 5% \(dark without errors\)](#)

[5.6 Plot NO2 profiles for all STD \(dark without errors\)](#)

[5.7 Plot NO3 profiles for all STD \(dark without errors\)](#)

[5.8 Plot H2O profiles \(only for occultations of stars 1,2,3,4,13,14,16,26,63 dark without errors\) for all STD](#)

[6. Auxiliary Data Files used for the production reported in section 2](#)

This report presents the daily analysis on parameters extracted from GOMOS level 2 data (GOM_NL__2P). It is intended to monitor some important parameters that will impact the quality of these products. A list of level 2 products (and content) that have arrived during the reporting day to the PCF is also given.

Item	Value
Time of report generation	24APR2013 17:26:31
Data source version	GOMOS/6.01
Start time of products	27-08-2011 (27AUG2011 00:00:00)
Stop time of products	28-08-2011 (28AUG2011 00:00:00)
Store outputs in DB	Yes
Nb of level 2 prods	291
Nb of prods with errors	0

2. Summary of processed GOM_NL__2P products.

Nr	Filename	UTC Start time	Limb	Duration	Star Id	Star Name	Star Mag	Star Temp	Nb Meas	Orbit	Prod. error
1	GOM_NL__2PRFIN20110827_000021_000000433106_00045_49628_7150.N1	27-AUG-2011 00:00:21	Bright	42.500	142	49Del Cap	2.8500	8900.0	85	49628	No
2	GOM_NL__2PRFIN20110827_000332_000000403106_00045_49628_7151.N1	27-AUG-2011 00:03:32	Bright	39.500	154	22Bet Aqr	2.8990	5700.0	79	49628	No
3	GOM_NL__2PRFIN20110827_000506_000000423106_00045_49628_7152.N1	27-AUG-2011 00:05:06	Bright	42.000	162	34Alp Aqr	2.9440	5350.0	84	49628	No
4	GOM_NL__2PRFIN20110827_000807_000000403106_00045_49628_7153.N1	27-AUG-2011 00:08:07	Bright	39.500	61	8Eps Peg	2.1000	3900.0	79	49628	No
5	GOM_NL__2PRFIN20110827_001538_000000473106_00045_49628_7154.N1	27-AUG-2011 00:15:38	Bright	46.500	164	44Eta Peg	2.9480	5400.0	93	49628	No
6	GOM_NL__2PRFIN20110827_002306_000000343106_00045_49628_7155.N1	27-AUG-2011 00:23:06	Bright	33.500	89	5Alp Cep	2.4510	8000.0	67	49628	No
7	GOM_NL__2PRFIN20110827_002623_000000463106_00045_49628_7156.N1	27-AUG-2011 00:26:23	Bright	46.000	74	11Bet Cas	2.2680	6600.0	92	49628	No
8	GOM_NL__2PRFIN20110827_002834_000000483106_00045_49628_7157.N1	27-AUG-2011 00:28:34	Bright	47.500	76	27Gam Cas	2.3000	30000.	95	49628	No
9	GOM_NL__2PRFIN20110827_004247_000000573106_00045_49628_7158.N1	27-AUG-2011 00:42:47	Bright	56.500	6	13Alp Aur	0.080000	3400.0	113	49628	No
10	GOM_NL__2PRFIN20110827_004614_000000483106_00045_49628_7159.N1	27-AUG-2011 00:46:14	Bright	48.000	107	37The Aur	2.6490	11000.	96	49628	No
11	GOM_NL__2PRFIN20110827_005105_000000513106_00045_49628_7160.N1	27-AUG-2011 00:51:05	Twilight	50.500	151	13Mu Gem	2.8900	3000.0	101	49628	No
12	GOM_NL__2PRFIN20110827_005247_000000483106_00045_49628_7161.N1	27-AUG-2011 00:52:47	Twilight	47.500	44	24Gam Gem	1.9280	11000.	95	49628	No
13	GOM_NL__2PRFIN20110827_005415_000000393106_00045_49628_7162.N1	27-AUG-2011 00:54:15	Twilight	39.000	153	3Bet CMi	2.8940	13100.	78	49628	No
14	GOM_NL__2PRFIN20110827_005659_000000723106_00045_49628_7163.N1	27-AUG-2011 00:56:59	Dark	71.500	14	58Alp Ori	0.87000	3000.0	143	49628	No
15	GOM_NL__2PRFIN20110827_010048_000000293106_00045_49628_7164.N1	27-AUG-2011 01:00:48	Dark	29.000	30	46Eps Ori	1.6940	30000.	58	49628	No
16	GOM_NL__2PRFIN20110827_010216_000000493106_00045_49628_7165.N1	27-AUG-2011 01:02:16	Dark	49.000	1	9Alp CMa	-1.4400	11000.	98	49628	No
17	GOM_NL__2PRFIN20110827_010551_000000513106_00045_49628_7166.N1	27-AUG-2011 01:05:51	Dark	51.000	101	11Alp Lep	2.5820	7000.0	102	49628	No
18	GOM_NL__2PRFIN20110827_012043_000000553106_00046_49629_7146.N1	27-AUG-2011 01:20:43	Dark	54.500	157	The1Eri	2.9060	9300.0	109	49629	No
19	GOM_NL__2PRFIN20110827_012315_000000453106_00046_49629_7147.N1	27-AUG-2011 01:23:15	Dark	44.500	9	Alp Eri	0.45300	24000.	89	49629	No
20	GOM_NL__2PRFIN20110827_012912_000000523106_00046_49629_7148.N1	27-AUG-2011 01:29:12	Straylight	52.000	84	Alp Phe	2.3970	4500.0	104	49629	No
21	GOM_NL__2PRFIN20110827_013057_000000553106_00046_49629_7149.N1	27-AUG-2011 01:30:57	Straylight	55.000	63	Bet Gru	2.1500	2800.0	110	49629	No
22	GOM_NL__2PRFIN20110827_013537_000000473106_00046_49629_7150.N1	27-AUG-2011 01:35:37	Straylight	46.500	18	24Alp PsA	1.1660	9700.0	93	49629	No
23	GOM_NL__2PRFIN20110827_014035_000000443106_00046_49629_7151.N1	27-AUG-2011 01:40:35	Bright	44.000	142	49Del Cap	2.8500	8900.0	88	49629	No
24	GOM_NL__2PRFIN20110827_014346_000000403106_00046_49629_7152.N1	27-AUG-2011 01:43:46	Bright	39.500	154	22Bet Aqr	2.8990	5700.0	79	49629	No
25	GOM_NL__2PRFIN20110827_014520_000000423106_00046_49629_7153.N1	27-AUG-2011 01:45:20	Bright	41.500	162	34Alp Aqr	2.9440	5350.0	83	49629	No
26	GOM_NL__2PRFIN20110827_014821_000000393106_00046_49629_7154.N1	27-AUG-2011 01:48:21	Bright	39.000	61	8Eps Peg	2.1000	3900.0	78	49629	No
27	GOM_NL__2PRFIN20110827_015551_000000473106_00046_49629_7155.N1	27-AUG-2011 01:55:51	Bright	47.000	164	44Eta Peg	2.9480	5400.0	94	49629	No
28	GOM_NL__2PRFIN20110827_020320_000000373106_00046_49629_7156.N1	27-AUG-2011 02:03:20	Bright	37.000	89	5Alp Cep	2.4510	8000.0	74	49629	No
29	GOM_NL__2PRFIN20110827_020637_000000443106_00046_49629_7157.N1	27-AUG-2011 02:06:37	Bright	44.000	74	11Bet Cas	2.2680	6600.0	88	49629	No
30	GOM_NL__2PRFIN20110827_020847_000000463106_00046_49629_7158.N1	27-AUG-2011 02:08:47	Bright	45.500	76	27Gam Cas	2.3000	30000.	91	49629	No
31	GOM_NL__2PRFIN20110827_022300_000000563106_00046_49629_7159.N1	27-AUG-2011 02:23:00	Bright	56.000	6	13Alp Aur	0.080000	3400.0	112	49629	No
32	GOM_NL__2PRFIN20110827_022628_000000443106_00046_49629_7160.N1	27-AUG-2011 02:26:28	Bright	43.500	107	37The Aur	2.6490	11000.	87	49629	No
33	GOM_NL__2PRFIN20110827_023120_000000553106_00046_49629_7161.N1	27-AUG-2011 02:31:20	Twilight	54.500	151	13Mu Gem	2.8900	3000.0	109	49629	No
34	GOM_NL__2PRFIN20110827_023302_000000503106_00046_49629_7162.N1	27-AUG-2011 02:33:02	Twilight	49.500	44	24Gam Gem	1.9280	11000.	99	49629	No
35	GOM_NL__2PRFIN20110827_023430_000000403106_00046_49629_7163.N1	27-AUG-2011 02:34:30	Twilight	39.500	153	3Bet CMi	2.8940	13100.	79	49629	No
36	GOM_NL__2PRFIN20110827_023714_000000663106_00046_49629_7164.N1	27-AUG-2011 02:37:14	Dark	66.000	14	58Alp Ori	0.87000	3000.0	132	49629	No
37	GOM_NL__2PRFIN20110827_024104_000000293106_00046_49629_7165.N1	27-AUG-2011 02:41:04	Dark	29.000	30	46Eps Ori	1.6940	30000.	58	49629	No
38	GOM_NL__2PRFIN20110827_024231_000000483106_00046_49629_7166.N1	27-AUG-2011 02:42:31	Dark	48.000	1	9Alp CMa	-1.4400	11000.	96	49629	No
39	GOM_NL__2PRFIN20110827_024606_000000523106_00046_49629_7167.N1	27-AUG-2011 02:46:06	Dark	51.500	101	11Alp Lep	2.5820	7000.0	103	49629	No
40	GOM_NL__2PRFIN20110827_030058_000000543106_00047_49630_7236.N1	27-AUG-2011 03:00:58	Dark	54.000	157	The1Eri	2.9060	9300.0	108	49630	No
41	GOM_NL__2PRFIN20110827_030330_000000473106_00047_49630_7237.N1	27-AUG-2011 03:03:30	Dark	47.000	9	Alp Eri	0.45300	24000.	94	49630	No
42	GOM_NL__2PRFIN20110827_030926_000000523106_00047_49630_7238.N1	27-AUG-2011 03:09:26	Straylight	52.000	84	Alp Phe	2.3970	4500.0	104	49630	No

43	GOM_NL__2PRFIN20110827_031112_000000433106_00047_49630_7239.N1	27-AUG-2011 03:11:12	Straylight	43.000	63	Bet Gru	2.1500	2800.0	86	49630	No
44	GOM_NL__2PRFIN20110827_031551_000000493106_00047_49630_7240.N1	27-AUG-2011 03:15:51	Straylight	49.000	18	24Alp PsA	1.1660	9700.0	98	49630	No
45	GOM_NL__2PRFIN20110827_032049_000000493106_00047_49630_7241.N1	27-AUG-2011 03:20:49	Bright	49.000	142	49Del Cap	2.8500	8900.0	98	49630	No
46	GOM_NL__2PRFIN20110827_032534_000000423106_00047_49630_7242.N1	27-AUG-2011 03:25:34	Bright	41.500	162	34Alp Aqr	2.9440	5350.0	83	49630	No
47	GOM_NL__2PRFIN20110827_032835_000000403106_00047_49630_7243.N1	27-AUG-2011 03:28:35	Bright	40.000	61	8Eps Peg	2.1000	3900.0	80	49630	No
48	GOM_NL__2PRFIN20110827_033604_000000453106_00047_49630_7244.N1	27-AUG-2011 03:36:04	Bright	45.000	164	44Eta Peg	2.9480	5400.0	90	49630	No
49	GOM_NL__2PRFIN20110827_034334_000000383106_00047_49630_7245.N1	27-AUG-2011 03:43:34	Bright	37.500	89	5Alp Cep	2.4510	8000.0	75	49630	No
50	GOM_NL__2PRFIN20110827_034650_000000463106_00047_49630_7246.N1	27-AUG-2011 03:46:50	Bright	46.000	74	11Bet Cas	2.2680	6600.0	92	49630	No
51	GOM_NL__2PRFIN20110827_034900_000000473106_00047_49630_7247.N1	27-AUG-2011 03:49:00	Bright	47.000	76	27Gam Cas	2.3000	30000.	94	49630	No
52	GOM_NL__2PRFIN20110827_040314_000000533106_00047_49630_7248.N1	27-AUG-2011 04:03:14	Bright	53.000	6	13Alp Aur	0.080000	3400.0	106	49630	No
53	GOM_NL__2PRFIN20110827_040642_000000433106_00047_49630_7249.N1	27-AUG-2011 04:06:42	Bright	43.000	107	37The Aur	2.6490	11000.	86	49630	No
54	GOM_NL__2PRFIN20110827_041134_000000573106_00047_49630_7250.N1	27-AUG-2011 04:11:34	Twilight	57.000	151	13Mu Gem	2.8900	3000.0	114	49630	No
55	GOM_NL__2PRFIN20110827_041316_000000493106_00047_49630_7251.N1	27-AUG-2011 04:13:16	Twilight	49.000	44	24Gam Gem	1.9280	11000.	98	49630	No
56	GOM_NL__2PRFIN20110827_041444_000000403106_00047_49630_7252.N1	27-AUG-2011 04:14:44	Twilight	39.500	153	3Bet CMI	2.8940	13100.	79	49630	No
57	GOM_NL__2PRFIN20110827_041729_000000603106_00047_49630_7253.N1	27-AUG-2011 04:17:29	Dark	60.000	14	58Alp Ori	0.87000	3000.0	120	49630	No
58	GOM_NL__2PRFIN20110827_042245_000000493106_00047_49630_7254.N1	27-AUG-2011 04:22:45	Dark	49.000	1	9Alp CMA	-1.4400	11000.	98	49630	No
59	GOM_NL__2PRFIN20110827_042621_000000503106_00047_49630_7255.N1	27-AUG-2011 04:26:21	Dark	49.500	101	11Alp Lep	2.5820	7000.0	99	49630	No
60	GOM_NL__2PRFIN20110827_044113_000000553106_00048_49631_7241.N1	27-AUG-2011 04:41:13	Dark	55.000	157	The1Eri	2.9060	9300.0	110	49631	No
61	GOM_NL__2PRFIN20110827_044345_000000443106_00048_49631_7242.N1	27-AUG-2011 04:43:45	Dark	44.000	9	Alp Eri	0.45300	24000.	88	49631	No
62	GOM_NL__2PRFIN20110827_044941_000000533106_00048_49631_7243.N1	27-AUG-2011 04:49:41	Straylight	53.000	84	Alp Phe	2.3970	4500.0	106	49631	No
63	GOM_NL__2PRFIN20110827_045126_000000473106_00048_49631_7244.N1	27-AUG-2011 04:51:26	Straylight	46.500	63	Bet Gru	2.1500	2800.0	93	49631	No
64	GOM_NL__2PRFIN20110827_045605_000000503106_00048_49631_7245.N1	27-AUG-2011 04:56:05	Straylight	49.500	18	24Alp PsA	1.1660	9700.0	99	49631	No
65	GOM_NL__2PRFIN20110827_050103_000000453106_00048_49631_7246.N1	27-AUG-2011 05:01:03	Bright	45.000	142	49Del Cap	2.8500	8900.0	90	49631	No
66	GOM_NL__2PRFIN20110827_050548_000000423106_00048_49631_7247.N1	27-AUG-2011 05:05:48	Bright	41.500	162	34Alp Aqr	2.9440	5350.0	83	49631	No
67	GOM_NL__2PRFIN20110827_050849_000000403106_00048_49631_7248.N1	27-AUG-2011 05:08:49	Bright	39.500	61	8Eps Peg	2.1000	3900.0	79	49631	No
68	GOM_NL__2PRFIN20110827_051618_000000473106_00048_49631_7249.N1	27-AUG-2011 05:16:18	Bright	46.500	164	44Eta Peg	2.9480	5400.0	93	49631	No
69	GOM_NL__2PRFIN20110827_052348_000000373106_00048_49631_7250.N1	27-AUG-2011 05:23:48	Bright	37.000	89	5Alp Cep	2.4510	8000.0	74	49631	No
70	GOM_NL__2PRFIN20110827_052703_000000453106_00048_49631_7251.N1	27-AUG-2011 05:27:03	Bright	45.000	74	11Bet Cas	2.2680	6600.0	90	49631	No
71	GOM_NL__2PRFIN20110827_052914_000000463106_00048_49631_7252.N1	27-AUG-2011 05:29:14	Bright	45.500	76	27Gam Cas	2.3000	30000.	91	49631	No
72	GOM_NL__2PRFIN20110827_054328_000000563106_00048_49631_7253.N1	27-AUG-2011 05:43:28	Bright	56.000	6	13Alp Aur	0.080000	3400.0	112	49631	No
73	GOM_NL__2PRFIN20110827_054656_000000453106_00048_49631_7254.N1	27-AUG-2011 05:46:56	Bright	45.000	107	37The Aur	2.6490	11000.	90	49631	No
74	GOM_NL__2PRFIN20110827_055148_000000563106_00048_49631_7255.N1	27-AUG-2011 05:51:48	Twilight	56.000	151	13Mu Gem	2.8900	3000.0	112	49631	No
75	GOM_NL__2PRFIN20110827_055331_000000463106_00048_49631_7256.N1	27-AUG-2011 05:53:31	Twilight	46.000	44	24Gam Gem	1.9280	11000.	92	49631	No
76	GOM_NL__2PRFIN20110827_055458_000000403106_00048_49631_7257.N1	27-AUG-2011 05:54:58	Twilight	40.000	153	3Bet CMI	2.8940	13100.	80	49631	No
77	GOM_NL__2PRFIN20110827_055743_000000623106_00048_49631_7258.N1	27-AUG-2011 05:57:43	Dark	62.000	14	58Alp Ori	0.87000	3000.0	124	49631	No
78	GOM_NL__2PRFIN20110827_060300_000000513106_00048_49631_7259.N1	27-AUG-2011 06:03:00	Dark	50.500	1	9Alp CMA	-1.4400	11000.	101	49631	No
79	GOM_NL__2PRFIN20110827_060636_000000533106_00048_49631_7260.N1	27-AUG-2011 06:06:36	Dark	53.000	101	11Alp Lep	2.5820	7000.0	106	49631	No
80	GOM_NL__2PRFIN20110827_062128_000000563106_00049_49632_7257.N1	27-AUG-2011 06:21:28	Dark	56.000	157	The1Eri	2.9060	9300.0	112	49632	No
81	GOM_NL__2PRFIN20110827_062359_000000453106_00049_49632_7258.N1	27-AUG-2011 06:23:59	Dark	44.500	9	Alp Eri	0.45300	24000.	89	49632	No
82	GOM_NL__2PRFIN20110827_062956_000000543106_00049_49632_7259.N1	27-AUG-2011 06:29:56	Straylight	53.500	84	Alp Phe	2.3970	4500.0	107	49632	No
83	GOM_NL__2PRFIN20110827_063141_000000553106_00049_49632_7260.N1	27-AUG-2011 06:31:41	Straylight	55.000	63	Bet Gru	2.1500	2800.0	110	49632	No
84	GOM_NL__2PRFIN20110827_063620_000000513106_00049_49632_7261.N1	27-AUG-2011 06:36:20	Straylight	50.500	18	24Alp PsA	1.1660	9700.0	101	49632	No
85	GOM_NL__2PRFIN20110827_064117_000000433106_00049_49632_7262.N1	27-AUG-2011 06:41:17	Bright	43.000	142	49Del Cap	2.8500	8900.0	86	49632	No
86	GOM_NL__2PRFIN20110827_064602_000000423106_00049_49632_7263.N1	27-AUG-2011 06:46:02	Bright	42.000	162	34Alp Aqr	2.9440	5350.0	84	49632	No
87	GOM_NL__2PRFIN20110827_064903_000000413106_00049_49632_7264.N1	27-AUG-2011 06:49:03	Bright	40.500	61	8Eps Peg	2.1000	3900.0	81	49632	No
88	GOM_NL__2PRFIN20110827_065631_000000473106_00049_49632_7265.N1	27-AUG-2011 06:56:31	Bright	46.500	164	44Eta Peg	2.9480	5400.0	93	49632	No
89	GOM_NL__2PRFIN20110827_070402_000000373106_00049_49632_7266.N1	27-AUG-2011 07:04:02	Bright	37.000	89	5Alp Cep	2.4510	8000.0	74	49632	No
90	GOM_NL__2PRFIN20110827_070717_000000453106_00049_49632_7267.N1	27-AUG-2011 07:07:17	Bright	45.000	74	11Bet Cas	2.2680	6600.0	90	49632	No
91	GOM_NL__2PRFIN20110827_070927_000000443106_00049_49632_7268.N1	27-AUG-2011 07:09:27	Bright	44.000	76	27Gam Cas	2.3000	30000.	88	49632	No
92	GOM_NL__2PRFIN20110827_072342_000000503106_00049_49632_7269.N1	27-AUG-2011 07:23:42	Bright	50.000	6	13Alp Aur	0.080000	3400.0	100	49632	No
93	GOM_NL__2PRFIN20110827_072710_000000463106_00049_49632_7270.N1	27-AUG-2011 07:27:10	Bright	46.000	107	37The Aur	2.6490	11000.	92	49632	No
94	GOM_NL__2PRFIN20110827_073202_000000553106_00049_49632_7271.N1	27-AUG-2011 07:32:02	Twilight	55.000	151	13Mu Gem	2.8900	3000.0	110	49632	No
95	GOM_NL__2PRFIN20110827_073345_000000483106_00049_49632_7272.N1	27-AUG-2011 07:33:45	Twilight	47.500	44	24Gam Gem	1.9280	11000.	95	49632	No
96	GOM_NL__2PRFIN20110827_073513_000000393106_00049_49632_7273.N1	27-AUG-2011 07:35:13	Twilight	39.000	153	3Bet CMI	2.8940	13100.	78	49632	No
97	GOM_NL__2PRFIN20110827_073758_000000723106_00049_49632_7274.N1	27-AUG-2011 07:37:58	Dark	71.500	14	58Alp Ori	0.87000	3000.0	143	49632	No
98	GOM_NL__2PRFIN20110827_074314_000000473106_00049_49632_7275.N1	27-AUG-2011 07:43:14	Dark	47.000	1	9Alp CMA	-1.4400	11000.	94	49632	No
99	GOM_NL__2PRFIN20110827_074651_000000503106_00049_49632_7276.N1	27-AUG-2011 07:46:51	Dark	49.500	101	11Alp Lep	2.5820	7000.0	99	49632	No
100	GOM_NL__2PRFIN20110827_080144_000000533106_00050_49633_7294.N1	27-AUG-2011 08:01:44	Dark	53.000	157	The1Eri	2.9060	9300.0	106	49633	No
101	GOM_NL__2PRFIN20110827_080414_000000433106_00050_49633_7295.N1	27-AUG-2011 08:04:14	Dark	43.000	9	Alp Eri	0.45300	24000.	86	49633	No

102	GOM_NL__2PRFIN20110827_081010_00000523106_00050_49633_7296.N1	27-AUG-2011 08:10:10	Straylight	51.500	84	Alp Phe	2.3970	4500.0	103	49633	No
103	GOM_NL__2PRFIN20110827_081155_00000553106_00050_49633_7297.N1	27-AUG-2011 08:11:55	Straylight	55.000	63	Bet Gru	2.1500	2800.0	110	49633	No
104	GOM_NL__2PRFIN20110827_081634_00000463106_00050_49633_7298.N1	27-AUG-2011 08:16:34	Straylight	45.500	18	24Alp PsA	1.1660	9700.0	91	49633	No
105	GOM_NL__2PRFIN20110827_082132_00000533106_00050_49633_7299.N1	27-AUG-2011 08:21:32	Bright	53.000	142	49Del Cap	2.8500	8900.0	106	49633	No
106	GOM_NL__2PRFIN20110827_082616_00000423106_00050_49633_7300.N1	27-AUG-2011 08:26:16	Bright	42.000	162	34Alp Aqr	2.9440	5350.0	84	49633	No
107	GOM_NL__2PRFIN20110827_082917_00000403106_00050_49633_7301.N1	27-AUG-2011 08:29:17	Bright	40.000	61	8Eps Peg	2.1000	3900.0	80	49633	No
108	GOM_NL__2PRFIN20110827_083645_00000443106_00050_49633_7302.N1	27-AUG-2011 08:36:45	Bright	44.000	164	44Eta Peg	2.9480	5400.0	88	49633	No
109	GOM_NL__2PRFIN20110827_084416_00000373106_00050_49633_7303.N1	27-AUG-2011 08:44:16	Bright	37.000	89	5Alp Cep	2.4510	8000.0	74	49633	No
110	GOM_NL__2PRFIN20110827_084730_00000443106_00050_49633_7304.N1	27-AUG-2011 08:47:30	Bright	43.500	74	11Bet Cas	2.2680	6600.0	87	49633	No
111	GOM_NL__2PRFIN20110827_084940_00000483106_00050_49633_7305.N1	27-AUG-2011 08:49:40	Bright	47.500	76	27Gam Cas	2.3000	30000.	95	49633	No
112	GOM_NL__2PRFIN20110827_090355_00000503106_00050_49633_7306.N1	27-AUG-2011 09:03:55	Bright	50.000	6	13Alp Aur	0.080000	3400.0	100	49633	No
113	GOM_NL__2PRFIN20110827_091217_00000553106_00050_49633_7307.N1	27-AUG-2011 09:12:17	Twilight	54.500	151	13Mu Gem	2.8900	3000.0	109	49633	No
114	GOM_NL__2PRFIN20110827_091359_00000493106_00050_49633_7308.N1	27-AUG-2011 09:13:59	Twilight	48.500	44	24Gam Gem	1.9280	11000.	97	49633	No
115	GOM_NL__2PRFIN20110827_091527_00000383106_00050_49633_7309.N1	27-AUG-2011 09:15:27	Twilight	37.500	153	3Bet CMi	2.8940	13100.	75	49633	No
116	GOM_NL__2PRFIN20110827_091812_00000633106_00050_49633_7310.N1	27-AUG-2011 09:18:12	Dark	63.000	14	58Alp Ori	0.87000	3000.0	126	49633	No
117	GOM_NL__2PRFIN20110827_092329_00000503106_00050_49633_7311.N1	27-AUG-2011 09:23:29	Dark	49.500	1	9Alp CMa	-1.4400	11000.	99	49633	No
118	GOM_NL__2PRFIN20110827_092706_00000543106_00050_49633_7312.N1	27-AUG-2011 09:27:06	Dark	54.000	101	11Alp Lep	2.5820	7000.0	108	49633	No
119	GOM_NL__2PRFIN20110827_094159_00000553106_00051_49634_7368.N1	27-AUG-2011 09:41:59	Dark	55.000	157	The1Eri	2.9060	9300.0	110	49634	No
120	GOM_NL__2PRFIN20110827_094429_00000473106_00051_49634_7369.N1	27-AUG-2011 09:44:29	Dark	47.000	9	Alp Eri	0.45300	24000.	94	49634	No
121	GOM_NL__2PRFIN20110827_095025_00000503106_00051_49634_7370.N1	27-AUG-2011 09:50:25	Straylight	50.000	84	Alp Phe	2.3970	4500.0	100	49634	No
122	GOM_NL__2PRFIN20110827_095209_00000443106_00051_49634_7371.N1	27-AUG-2011 09:52:09	Straylight	44.000	63	Bet Gru	2.1500	2800.0	88	49634	No
123	GOM_NL__2PRFIN20110827_095649_00000493106_00051_49634_7372.N1	27-AUG-2011 09:56:49	Straylight	49.000	18	24Alp PsA	1.1660	9700.0	98	49634	No
124	GOM_NL__2PRFIN20110827_100146_00000513106_00051_49634_7373.N1	27-AUG-2011 10:01:46	Bright	50.500	142	49Del Cap	2.8500	8900.0	101	49634	No
125	GOM_NL__2PRFIN20110827_100456_00000383106_00051_49634_7374.N1	27-AUG-2011 10:04:56	Bright	38.000	154	22Bet Aqr	2.8990	5700.0	76	49634	No
126	GOM_NL__2PRFIN20110827_100630_00000423106_00051_49634_7375.N1	27-AUG-2011 10:06:30	Bright	41.500	162	34Alp Aqr	2.9440	5350.0	83	49634	No
127	GOM_NL__2PRFIN20110827_100930_00000403106_00051_49634_7376.N1	27-AUG-2011 10:09:30	Bright	39.500	61	8Eps Peg	2.1000	3900.0	79	49634	No
128	GOM_NL__2PRFIN20110827_101658_00000483106_00051_49634_7377.N1	27-AUG-2011 10:16:58	Bright	47.500	164	44Eta Peg	2.9480	5400.0	95	49634	No
129	GOM_NL__2PRFIN20110827_102429_00000373106_00051_49634_7378.N1	27-AUG-2011 10:24:29	Bright	36.500	89	5Alp Cep	2.4510	8000.0	73	49634	No
130	GOM_NL__2PRFIN20110827_102743_00000433106_00051_49634_7379.N1	27-AUG-2011 10:27:43	Bright	42.500	74	11Bet Cas	2.2680	6600.0	85	49634	No
131	GOM_NL__2PRFIN20110827_102953_00000473106_00051_49634_7380.N1	27-AUG-2011 10:29:53	Bright	47.000	76	27Gam Cas	2.3000	30000.	94	49634	No
132	GOM_NL__2PRFIN20110827_104409_00000443106_00051_49634_7381.N1	27-AUG-2011 10:44:09	Bright	44.000	6	13Alp Aur	0.080000	3400.0	88	49634	No
133	GOM_NL__2PRFIN20110827_104738_00000433106_00051_49634_7382.N1	27-AUG-2011 10:47:38	Bright	43.000	107	37The Aur	2.6490	11000.	86	49634	No
134	GOM_NL__2PRFIN20110827_105231_00000503106_00051_49634_7383.N1	27-AUG-2011 10:52:31	Twilight	50.000	151	13Mu Gem	2.8900	3000.0	100	49634	No
135	GOM_NL__2PRFIN20110827_105413_00000503106_00051_49634_7384.N1	27-AUG-2011 10:54:13	Twilight	50.000	44	24Gam Gem	1.9280	11000.	100	49634	No
136	GOM_NL__2PRFIN20110827_105541_00000383106_00051_49634_7385.N1	27-AUG-2011 10:55:41	Twilight	38.000	153	3Bet CMi	2.8940	13100.	76	49634	No
137	GOM_NL__2PRFIN20110827_105827_00000653106_00051_49634_7386.N1	27-AUG-2011 10:58:27	Dark	65.000	14	58Alp Ori	0.87000	3000.0	130	49634	No
138	GOM_NL__2PRFIN20110827_110343_00000493106_00051_49634_7387.N1	27-AUG-2011 11:03:43	Dark	49.000	1	9Alp CMa	-1.4400	11000.	98	49634	No
139	GOM_NL__2PRFIN20110827_110721_00000543106_00051_49634_7388.N1	27-AUG-2011 11:07:21	Dark	53.500	101	11Alp Lep	2.5820	7000.0	107	49634	No
140	GOM_NL__2PRFIN20110827_112214_00000543106_00052_49635_7393.N1	27-AUG-2011 11:22:14	Dark	54.000	157	The1Eri	2.9060	9300.0	108	49635	No
141	GOM_NL__2PRFIN20110827_112443_00000463106_00052_49635_7394.N1	27-AUG-2011 11:24:43	Dark	45.500	9	Alp Eri	0.45300	24000.	91	49635	No
142	GOM_NL__2PRFIN20110827_113040_00000473106_00052_49635_7395.N1	27-AUG-2011 11:30:40	Straylight	47.000	84	Alp Phe	2.3970	4500.0	94	49635	No
143	GOM_NL__2PRFIN20110827_113223_00000453106_00052_49635_7396.N1	27-AUG-2011 11:32:23	Straylight	44.500	63	Bet Gru	2.1500	2800.0	89	49635	No
144	GOM_NL__2PRFIN20110827_113703_00000503106_00052_49635_7397.N1	27-AUG-2011 11:37:03	Straylight	50.000	18	24Alp PsA	1.1660	9700.0	100	49635	No
145	GOM_NL__2PRFIN20110827_114200_00000463106_00052_49635_7398.N1	27-AUG-2011 11:42:00	Bright	46.000	142	49Del Cap	2.8500	8900.0	92	49635	No
146	GOM_NL__2PRFIN20110827_114643_00000423106_00052_49635_7399.N1	27-AUG-2011 11:46:43	Bright	41.500	162	34Alp Aqr	2.9440	5350.0	83	49635	No
147	GOM_NL__2PRFIN20110827_114944_00000383106_00052_49635_7400.N1	27-AUG-2011 11:49:44	Bright	38.000	61	8Eps Peg	2.1000	3900.0	76	49635	No
148	GOM_NL__2PRFIN20110827_115711_00000463106_00052_49635_7401.N1	27-AUG-2011 11:57:11	Bright	45.500	164	44Eta Peg	2.9480	5400.0	91	49635	No
149	GOM_NL__2PRFIN20110827_120443_00000383106_00052_49635_7402.N1	27-AUG-2011 12:04:43	Bright	38.000	89	5Alp Cep	2.4510	8000.0	76	49635	No
150	GOM_NL__2PRFIN20110827_120757_00000443106_00052_49635_7403.N1	27-AUG-2011 12:07:57	Bright	44.000	74	11Bet Cas	2.2680	6600.0	88	49635	No
151	GOM_NL__2PRFIN20110827_121007_00000463106_00052_49635_7404.N1	27-AUG-2011 12:10:07	Bright	46.000	76	27Gam Cas	2.3000	30000.	92	49635	No
152	GOM_NL__2PRFIN20110827_122423_00000443106_00052_49635_7405.N1	27-AUG-2011 12:24:23	Bright	44.000	6	13Alp Aur	0.080000	3400.0	88	49635	No
153	GOM_NL__2PRFIN20110827_122752_00000463106_00052_49635_7406.N1	27-AUG-2011 12:27:52	Bright	46.000	107	37The Aur	2.6490	11000.	92	49635	No
154	GOM_NL__2PRFIN20110827_123245_00000543106_00052_49635_7407.N1	27-AUG-2011 12:32:45	Twilight	54.000	151	13Mu Gem	2.8900	3000.0	108	49635	No
155	GOM_NL__2PRFIN20110827_123428_00000493106_00052_49635_7408.N1	27-AUG-2011 12:34:28	Twilight	48.500	44	24Gam Gem	1.9280	11000.	97	49635	No
156	GOM_NL__2PRFIN20110827_123555_00000423106_00052_49635_7409.N1	27-AUG-2011 12:35:55	Twilight	41.500	153	3Bet CMi	2.8940	13100.	83	49635	No
157	GOM_NL__2PRFIN20110827_123842_00000643106_00052_49635_7410.N1	27-AUG-2011 12:38:42	Dark	64.000	14	58Alp Ori	0.87000	3000.0	128	49635	No
158	GOM_NL__2PRFIN20110827_124358_00000483106_00052_49635_7411.N1	27-AUG-2011 12:43:58	Dark	47.500	1	9Alp CMa	-1.4400	11000.	95	49635	No
159	GOM_NL__2PRFIN20110827_124736_00000543106_00052_49635_7412.N1	27-AUG-2011 12:47:36	Dark	53.500	101	11Alp Lep	2.5820	7000.0	107	49635	No
160	GOM_NL__2PRFIN20110827_130229_00000553106_00053_49636_7431.N1	27-AUG-2011 13:02:29	Dark	54.500	157	The1Eri	2.9060	9300.0	109	49636	No

161	GOM_NL__2PRFIN20110827_130458_000000443106_00053_49636_7432.N1	27-AUG-2011 13:04:58	Dark	44.000	9	Alp Eri	0.45300	24000.	88	49636	No
162	GOM_NL__2PRFIN20110827_131054_000000563106_00053_49636_7433.N1	27-AUG-2011 13:10:54	Straylight	55.500	84	Alp Phe	2.3970	4500.0	111	49636	No
163	GOM_NL__2PRFIN20110827_131238_000000543106_00053_49636_7434.N1	27-AUG-2011 13:12:38	Straylight	53.500	63	Bet Gru	2.1500	2800.0	107	49636	No
164	GOM_NL__2PRFIN20110827_131717_000000493106_00053_49636_7435.N1	27-AUG-2011 13:17:17	Straylight	48.500	18	24Alp PsA	1.1660	9700.0	97	49636	No
165	GOM_NL__2PRFIN20110827_132214_000000453106_00053_49636_7436.N1	27-AUG-2011 13:22:14	Bright	44.500	142	49Del Cap	2.8500	8900.0	89	49636	No
166	GOM_NL__2PRFIN20110827_132657_000000423106_00053_49636_7437.N1	27-AUG-2011 13:26:57	Bright	42.000	162	34Alp Aqr	2.9440	5350.0	84	49636	No
167	GOM_NL__2PRFIN20110827_132958_000000393106_00053_49636_7438.N1	27-AUG-2011 13:29:58	Bright	38.500	61	8Eps Peg	2.1000	3900.0	77	49636	No
168	GOM_NL__2PRFIN20110827_133725_000000473106_00053_49636_7439.N1	27-AUG-2011 13:37:25	Bright	46.500	164	44Eta Peg	2.9480	5400.0	93	49636	No
169	GOM_NL__2PRFIN20110827_134457_000000383106_00053_49636_7440.N1	27-AUG-2011 13:44:57	Bright	37.500	89	5Alp Cep	2.4510	8000.0	75	49636	No
170	GOM_NL__2PRFIN20110827_134810_000000463106_00053_49636_7441.N1	27-AUG-2011 13:48:10	Bright	46.000	74	11Bet Cas	2.2680	6600.0	92	49636	No
171	GOM_NL__2PRFIN20110827_135020_000000483106_00053_49636_7442.N1	27-AUG-2011 13:50:20	Bright	47.500	76	27Gam Cas	2.3000	30000.	95	49636	No
172	GOM_NL__2PRFIN20110827_140437_000000383106_00053_49636_7443.N1	27-AUG-2011 14:04:37	Bright	38.000	6	13Alp Aur	0.080000	3400.0	76	49636	No
173	GOM_NL__2PRFIN20110827_140806_000000493106_00053_49636_7444.N1	27-AUG-2011 14:08:06	Bright	48.500	107	37The Aur	2.6490	11000.	97	49636	No
174	GOM_NL__2PRFIN20110827_141259_000000543106_00053_49636_7445.N1	27-AUG-2011 14:12:59	Twilight	53.500	151	13Mu Gem	2.8900	3000.0	107	49636	No
175	GOM_NL__2PRFIN20110827_141442_000000513106_00053_49636_7446.N1	27-AUG-2011 14:14:42	Twilight	51.000	44	24Gam Gem	1.9280	11000.	102	49636	No
176	GOM_NL__2PRFIN20110827_141610_000000423106_00053_49636_7447.N1	27-AUG-2011 14:16:10	Twilight	42.000	153	3Bet CMI	2.8940	13100.	84	49636	No
177	GOM_NL__2PRFIN20110827_141856_000000603106_00053_49636_7448.N1	27-AUG-2011 14:18:56	Dark	60.000	14	58Alp Ori	0.87000	3000.0	120	49636	No
178	GOM_NL__2PRFIN20110827_142412_000000513106_00053_49636_7449.N1	27-AUG-2011 14:24:12	Dark	50.500	1	9Alp CMA	-1.4400	11000.	101	49636	No
179	GOM_NL__2PRFIN20110827_142751_000000553106_00053_49636_7450.N1	27-AUG-2011 14:27:51	Dark	55.000	101	11Alp Lep	2.5820	7000.0	110	49636	No
180	GOM_NL__2PRFIN20110827_144244_000000553106_00054_49637_7490.N1	27-AUG-2011 14:42:44	Dark	54.500	157	The1Eri	2.9060	9300.0	109	49637	No
181	GOM_NL__2PRFIN20110827_144512_000000443106_00054_49637_7491.N1	27-AUG-2011 14:45:12	Dark	43.500	9	Alp Eri	0.45300	24000.	87	49637	No
182	GOM_NL__2PRFIN20110827_145109_000000483106_00054_49637_7492.N1	27-AUG-2011 14:51:09	Straylight	48.000	84	Alp Phe	2.3970	4500.0	96	49637	No
183	GOM_NL__2PRFIN20110827_145252_000000533106_00054_49637_7493.N1	27-AUG-2011 14:52:52	Straylight	52.500	63	Bet Gru	2.1500	2800.0	105	49637	No
184	GOM_NL__2PRFIN20110827_145731_000000493106_00054_49637_7494.N1	27-AUG-2011 14:57:31	Straylight	48.500	18	24Alp PsA	1.1660	9700.0	97	49637	No
185	GOM_NL__2PRFIN20110827_150228_000000473106_00054_49637_7495.N1	27-AUG-2011 15:02:28	Bright	46.500	142	49Del Cap	2.8500	8900.0	93	49637	No
186	GOM_NL__2PRFIN20110827_150711_000000423106_00054_49637_7496.N1	27-AUG-2011 15:07:11	Bright	41.500	162	34Alp Aqr	2.9440	5350.0	83	49637	No
187	GOM_NL__2PRFIN20110827_151012_000000423106_00054_49637_7497.N1	27-AUG-2011 15:10:12	Bright	41.500	61	8Eps Peg	2.1000	3900.0	83	49637	No
188	GOM_NL__2PRFIN20110827_151738_000000463106_00054_49637_7498.N1	27-AUG-2011 15:17:38	Bright	46.000	164	44Eta Peg	2.9480	5400.0	92	49637	No
189	GOM_NL__2PRFIN20110827_152511_000000383106_00054_49637_7499.N1	27-AUG-2011 15:25:11	Bright	37.500	89	5Alp Cep	2.4510	8000.0	75	49637	No
190	GOM_NL__2PRFIN20110827_152823_000000463106_00054_49637_7500.N1	27-AUG-2011 15:28:23	Bright	45.500	74	11Bet Cas	2.2680	6600.0	91	49637	No
191	GOM_NL__2PRFIN20110827_153033_000000483106_00054_49637_7501.N1	27-AUG-2011 15:30:33	Bright	48.000	76	27Gam Cas	2.3000	30000.	96	49637	No
192	GOM_NL__2PRFIN20110827_154450_000000383106_00054_49637_7502.N1	27-AUG-2011 15:44:50	Bright	38.000	6	13Alp Aur	0.080000	3400.0	76	49637	No
193	GOM_NL__2PRFIN20110827_154820_000000453106_00054_49637_7503.N1	27-AUG-2011 15:48:20	Bright	44.500	107	37The Aur	2.6490	11000.	89	49637	No
194	GOM_NL__2PRFIN20110827_155314_000000563106_00054_49637_7504.N1	27-AUG-2011 15:53:14	Twilight	56.000	151	13Mu Gem	2.8900	3000.0	112	49637	No
195	GOM_NL__2PRFIN20110827_155456_000000483106_00054_49637_7505.N1	27-AUG-2011 15:54:56	Twilight	47.500	44	24Gam Gem	1.9280	11000.	95	49637	No
196	GOM_NL__2PRFIN20110827_155624_000000393106_00054_49637_7506.N1	27-AUG-2011 15:56:24	Twilight	38.500	153	3Bet CMI	2.8940	13100.	77	49637	No
197	GOM_NL__2PRFIN20110827_155911_000000663106_00054_49637_7507.N1	27-AUG-2011 15:59:11	Dark	66.000	14	58Alp Ori	0.87000	3000.0	132	49637	No
198	GOM_NL__2PRFIN20110827_160427_000000503106_00054_49637_7508.N1	27-AUG-2011 16:04:27	Dark	50.000	1	9Alp CMA	-1.4400	11000.	100	49637	No
199	GOM_NL__2PRFIN20110827_160806_000000523106_00054_49637_7509.N1	27-AUG-2011 16:08:06	Dark	51.500	101	11Alp Lep	2.5820	7000.0	103	49637	No
200	GOM_NL__2PRFIN20110827_162300_000000553106_00055_49638_7562.N1	27-AUG-2011 16:23:00	Dark	55.000	157	The1Eri	2.9060	9300.0	110	49638	No
201	GOM_NL__2PRFIN20110827_162527_000000453106_00055_49638_7563.N1	27-AUG-2011 16:25:27	Dark	45.000	9	Alp Eri	0.45300	24000.	90	49638	No
202	GOM_NL__2PRFIN20110827_163123_000000483106_00055_49638_7564.N1	27-AUG-2011 16:31:23	Straylight	47.500	84	Alp Phe	2.3970	4500.0	95	49638	No
203	GOM_NL__2PRFIN20110827_163745_000000503106_00055_49638_7565.N1	27-AUG-2011 16:37:45	Straylight	50.000	18	24Alp PsA	1.1660	9700.0	100	49638	No
204	GOM_NL__2PRFIN20110827_164242_000000453106_00055_49638_7566.N1	27-AUG-2011 16:42:42	Bright	44.500	142	49Del Cap	2.8500	8900.0	89	49638	No
205	GOM_NL__2PRFIN20110827_164552_000000393106_00055_49638_7567.N1	27-AUG-2011 16:45:52	Bright	38.500	154	22Bet Aqr	2.8990	5700.0	77	49638	No
206	GOM_NL__2PRFIN20110827_164725_000000423106_00055_49638_7568.N1	27-AUG-2011 16:47:25	Bright	42.000	162	34Alp Aqr	2.9440	5350.0	84	49638	No
207	GOM_NL__2PRFIN20110827_165026_000000403106_00055_49638_7569.N1	27-AUG-2011 16:50:26	Bright	39.500	61	8Eps Peg	2.1000	3900.0	79	49638	No
208	GOM_NL__2PRFIN20110827_165752_000000463106_00055_49638_7570.N1	27-AUG-2011 16:57:52	Bright	46.000	164	44Eta Peg	2.9480	5400.0	92	49638	No
209	GOM_NL__2PRFIN20110827_170525_000000383106_00055_49638_7571.N1	27-AUG-2011 17:05:25	Bright	37.500	89	5Alp Cep	2.4510	8000.0	75	49638	No
210	GOM_NL__2PRFIN20110827_170836_000000453106_00055_49638_7572.N1	27-AUG-2011 17:08:36	Bright	45.000	74	11Bet Cas	2.2680	6600.0	90	49638	No
211	GOM_NL__2PRFIN20110827_171046_000000483106_00055_49638_7573.N1	27-AUG-2011 17:10:46	Bright	48.000	76	27Gam Cas	2.3000	30000.	96	49638	No
212	GOM_NL__2PRFIN20110827_172504_000000323106_00055_49638_7574.N1	27-AUG-2011 17:25:04	Twilight	32.000	6	13Alp Aur	0.080000	3400.0	64	49638	No
213	GOM_NL__2PRFIN20110827_172834_000000483106_00055_49638_7575.N1	27-AUG-2011 17:28:34	Bright	47.500	107	37The Aur	2.6490	11000.	95	49638	No
214	GOM_NL__2PRFIN20110827_173328_000000553106_00055_49638_7576.N1	27-AUG-2011 17:33:28	Twilight	54.500	151	13Mu Gem	2.8900	3000.0	109	49638	No
215	GOM_NL__2PRFIN20110827_173510_000000483106_00055_49638_7577.N1	27-AUG-2011 17:35:10	Twilight	48.000	44	24Gam Gem	1.9280	11000.	96	49638	No
216	GOM_NL__2PRFIN20110827_173638_000000403106_00055_49638_7578.N1	27-AUG-2011 17:36:38	Twilight	40.000	153	3Bet CMI	2.8940	13100.	80	49638	No
217	GOM_NL__2PRFIN20110827_173926_000000723106_00055_49638_7579.N1	27-AUG-2011 17:39:26	Dark	71.500	14	58Alp Ori	0.87000	3000.0	143	49638	No
218	GOM_NL__2PRFIN20110827_174441_000000483106_00055_49638_7580.N1	27-AUG-2011 17:44:41	Dark	47.500	1	9Alp CMA	-1.4400	11000.	95	49638	No
219	GOM_NL__2PRFIN20110827_174821_000000533106_00055_49638_7581.N1	27-AUG-2011 17:48:21	Dark	53.000	101	11Alp Lep	2.5820	7000.0	106	49638	No

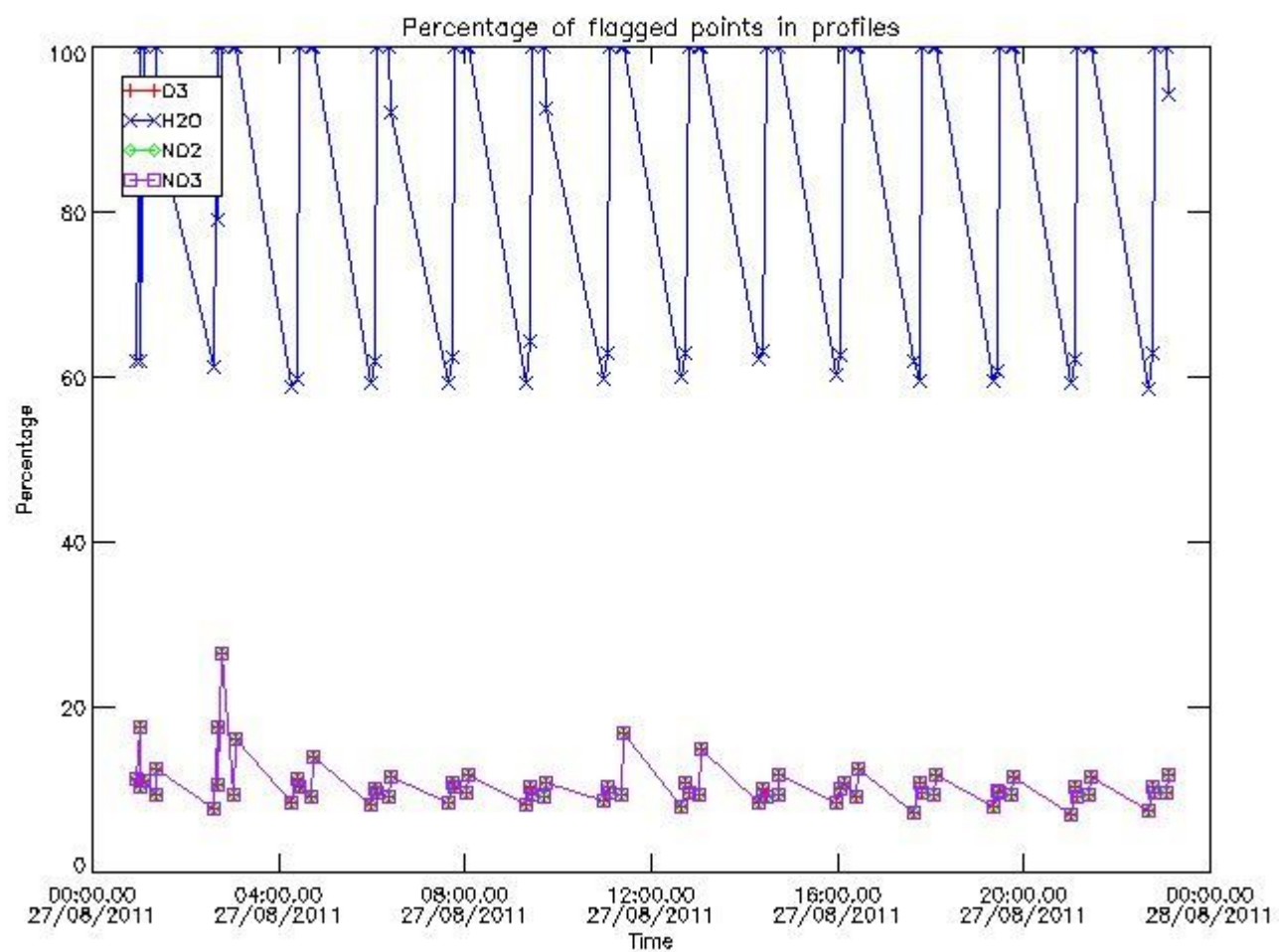
220	GOM_NL__2PRFIN20110827_180315_000000553106_00056_49639_7620.N1	27-AUG-2011 18:03:15	Dark	54.500	157	The1Eri	2.9060	9300.0	109	49639	No
221	GOM_NL__2PRFIN20110827_180541_000000443106_00056_49639_7621.N1	27-AUG-2011 18:05:41	Dark	43.500	9	Alp Eri	0.45300	24000.	87	49639	No
222	GOM_NL__2PRFIN20110827_181138_000000543106_00056_49639_7622.N1	27-AUG-2011 18:11:38	Straylight	54.000	84	Alp Phe	2.3970	4500.0	108	49639	No
223	GOM_NL__2PRFIN20110827_181800_000000483106_00056_49639_7623.N1	27-AUG-2011 18:18:00	Straylight	47.500	18	24Alp PsA	1.1660	9700.0	95	49639	No
224	GOM_NL__2PRFIN20110827_182256_000000463106_00056_49639_7624.N1	27-AUG-2011 18:22:56	Bright	46.000	142	49Del Cap	2.8500	8900.0	92	49639	No
225	GOM_NL__2PRFIN20110827_182606_000000393106_00056_49639_7625.N1	27-AUG-2011 18:26:06	Bright	39.000	154	22Bet Aqr	2.8990	5700.0	78	49639	No
226	GOM_NL__2PRFIN20110827_182739_000000433106_00056_49639_7626.N1	27-AUG-2011 18:27:39	Bright	42.500	162	34Alp Aqr	2.9440	5350.0	85	49639	No
227	GOM_NL__2PRFIN20110827_183040_000000403106_00056_49639_7627.N1	27-AUG-2011 18:30:40	Bright	39.500	61	8Eps Peg	2.1000	3900.0	79	49639	No
228	GOM_NL__2PRFIN20110827_183805_000000473106_00056_49639_7628.N1	27-AUG-2011 18:38:05	Bright	47.000	164	44Eta Peg	2.9480	5400.0	94	49639	No
229	GOM_NL__2PRFIN20110827_184539_000000383106_00056_49639_7629.N1	27-AUG-2011 18:45:39	Bright	37.500	89	5Alp Cep	2.4510	8000.0	75	49639	No
230	GOM_NL__2PRFIN20110827_184850_000000463106_00056_49639_7630.N1	27-AUG-2011 18:48:50	Bright	46.000	74	11Bet Cas	2.2680	6600.0	92	49639	No
231	GOM_NL__2PRFIN20110827_185100_000000473106_00056_49639_7631.N1	27-AUG-2011 18:51:00	Bright	47.000	76	27Gam Cas	2.3000	30000.	94	49639	No
232	GOM_NL__2PRFIN20110827_190518_000000323106_00056_49639_7632.N1	27-AUG-2011 19:05:18	Twilight	32.000	6	13Alp Aur	0.080000	3400.0	64	49639	No
233	GOM_NL__2PRFIN20110827_190848_000000573106_00056_49639_7633.N1	27-AUG-2011 19:08:48	Bright	56.500	107	37The Aur	2.6490	11000.	113	49639	No
234	GOM_NL__2PRFIN20110827_191342_000000543106_00056_49639_7634.N1	27-AUG-2011 19:13:42	Twilight	54.000	151	13Mu Gem	2.8900	3000.0	108	49639	No
235	GOM_NL__2PRFIN20110827_191525_000000483106_00056_49639_7635.N1	27-AUG-2011 19:15:25	Twilight	47.500	44	24Gam Gem	1.9280	11000.	95	49639	No
236	GOM_NL__2PRFIN20110827_191652_000000413106_00056_49639_7636.N1	27-AUG-2011 19:16:52	Twilight	41.000	153	3Bet CMI	2.8940	13100.	82	49639	No
237	GOM_NL__2PRFIN20110827_191940_000000653106_00056_49639_7637.N1	27-AUG-2011 19:19:40	Dark	64.500	14	58Alp Ori	0.87000	3000.0	129	49639	No
238	GOM_NL__2PRFIN20110827_192456_000000523106_00056_49639_7638.N1	27-AUG-2011 19:24:56	Dark	51.500	1	9Alp CMA	-1.4400	11000.	103	49639	No
239	GOM_NL__2PRFIN20110827_192836_000000543106_00056_49639_7639.N1	27-AUG-2011 19:28:36	Dark	53.500	101	11Alp Lep	2.5820	7000.0	107	49639	No
240	GOM_NL__2PRFIN20110827_194330_000000543106_00057_49640_7632.N1	27-AUG-2011 19:43:30	Dark	54.000	157	The1Eri	2.9060	9300.0	108	49640	No
241	GOM_NL__2PRFIN20110827_194556_000000453106_00057_49640_7633.N1	27-AUG-2011 19:45:56	Dark	44.500	9	Alp Eri	0.45300	24000.	89	49640	No
242	GOM_NL__2PRFIN20110827_195153_000000573106_00057_49640_7634.N1	27-AUG-2011 19:51:53	Straylight	56.500	84	Alp Phe	2.3970	4500.0	113	49640	No
243	GOM_NL__2PRFIN20110827_195814_000000473106_00057_49640_7635.N1	27-AUG-2011 19:58:14	Straylight	46.500	18	24Alp PsA	1.1660	9700.0	93	49640	No
244	GOM_NL__2PRFIN20110827_200310_000000503106_00057_49640_7636.N1	27-AUG-2011 20:03:10	Bright	49.500	142	49Del Cap	2.8500	8900.0	99	49640	No
245	GOM_NL__2PRFIN20110827_200620_000000393106_00057_49640_7637.N1	27-AUG-2011 20:06:20	Bright	39.000	154	22Bet Aqr	2.8990	5700.0	78	49640	No
246	GOM_NL__2PRFIN20110827_200753_000000413106_00057_49640_7638.N1	27-AUG-2011 20:07:53	Bright	41.000	162	34Alp Aqr	2.9440	5350.0	82	49640	No
247	GOM_NL__2PRFIN20110827_201053_000000413106_00057_49640_7639.N1	27-AUG-2011 20:10:53	Bright	40.500	61	8Eps Peg	2.1000	3900.0	81	49640	No
248	GOM_NL__2PRFIN20110827_201819_000000473106_00057_49640_7640.N1	27-AUG-2011 20:18:19	Bright	46.500	164	44Eta Peg	2.9480	5400.0	93	49640	No
249	GOM_NL__2PRFIN20110827_202552_000000383106_00057_49640_7641.N1	27-AUG-2011 20:25:52	Bright	38.000	89	5Alp Cep	2.4510	8000.0	76	49640	No
250	GOM_NL__2PRFIN20110827_202903_000000463106_00057_49640_7642.N1	27-AUG-2011 20:29:03	Bright	46.000	74	11Bet Cas	2.2680	6600.0	92	49640	No
251	GOM_NL__2PRFIN20110827_203113_000000483106_00057_49640_7643.N1	27-AUG-2011 20:31:13	Bright	48.000	76	27Gam Cas	2.3000	30000.	96	49640	No
252	GOM_NL__2PRFIN20110827_204532_000000263106_00057_49640_7644.N1	27-AUG-2011 20:45:32	Twilight	26.000	6	13Alp Aur	0.080000	3400.0	52	49640	No
253	GOM_NL__2PRFIN20110827_204902_000000463106_00057_49640_7645.N1	27-AUG-2011 20:49:02	Bright	46.000	107	37The Aur	2.6490	11000.	92	49640	No
254	GOM_NL__2PRFIN20110827_205357_000000553106_00057_49640_7646.N1	27-AUG-2011 20:53:57	Twilight	54.500	151	13Mu Gem	2.8900	3000.0	109	49640	No
255	GOM_NL__2PRFIN20110827_205539_000000473106_00057_49640_7647.N1	27-AUG-2011 20:55:39	Twilight	47.000	44	24Gam Gem	1.9280	11000.	94	49640	No
256	GOM_NL__2PRFIN20110827_205707_000000413106_00057_49640_7648.N1	27-AUG-2011 20:57:07	Twilight	40.500	153	3Bet CMI	2.8940	13100.	81	49640	No
257	GOM_NL__2PRFIN20110827_205955_000000733106_00057_49640_7649.N1	27-AUG-2011 20:59:55	Dark	73.000	14	58Alp Ori	0.87000	3000.0	146	49640	No
258	GOM_NL__2PRFIN20110827_210510_000000503106_00057_49640_7650.N1	27-AUG-2011 21:05:10	Dark	49.500	1	9Alp CMA	-1.4400	11000.	99	49640	No
259	GOM_NL__2PRFIN20110827_210851_000000563106_00057_49640_7651.N1	27-AUG-2011 21:08:51	Dark	56.000	101	11Alp Lep	2.5820	7000.0	112	49640	No
260	GOM_NL__2PRFIN20110827_212345_000000553106_00058_49641_7652.N1	27-AUG-2011 21:23:45	Dark	54.500	157	The1Eri	2.9060	9300.0	109	49641	No
261	GOM_NL__2PRFIN20110827_212611_000000443106_00058_49641_7653.N1	27-AUG-2011 21:26:11	Dark	44.000	9	Alp Eri	0.45300	24000.	88	49641	No
262	GOM_NL__2PRFIN20110827_213207_000000583106_00058_49641_7654.N1	27-AUG-2011 21:32:07	Straylight	58.000	84	Alp Phe	2.3970	4500.0	116	49641	No
263	GOM_NL__2PRFIN20110827_213828_000000493106_00058_49641_7655.N1	27-AUG-2011 21:38:28	Straylight	48.500	18	24Alp PsA	1.1660	9700.0	97	49641	No
264	GOM_NL__2PRFIN20110827_214324_000000513106_00058_49641_7656.N1	27-AUG-2011 21:43:24	Bright	50.500	142	49Del Cap	2.8500	8900.0	101	49641	No
265	GOM_NL__2PRFIN20110827_214634_000000393106_00058_49641_7657.N1	27-AUG-2011 21:46:34	Bright	39.000	154	22Bet Aqr	2.8990	5700.0	78	49641	No
266	GOM_NL__2PRFIN20110827_214807_000000413106_00058_49641_7658.N1	27-AUG-2011 21:48:07	Bright	41.000	162	34Alp Aqr	2.9440	5350.0	82	49641	No
267	GOM_NL__2PRFIN20110827_215107_000000403106_00058_49641_7659.N1	27-AUG-2011 21:51:07	Bright	39.500	61	8Eps Peg	2.1000	3900.0	79	49641	No
268	GOM_NL__2PRFIN20110827_215832_000000473106_00058_49641_7660.N1	27-AUG-2011 21:58:32	Bright	46.500	164	44Eta Peg	2.9480	5400.0	93	49641	No
269	GOM_NL__2PRFIN20110827_220606_000000383106_00058_49641_7661.N1	27-AUG-2011 22:06:06	Bright	38.000	89	5Alp Cep	2.4510	8000.0	76	49641	No
270	GOM_NL__2PRFIN20110827_220916_000000443106_00058_49641_7662.N1	27-AUG-2011 22:09:16	Bright	43.500	74	11Bet Cas	2.2680	6600.0	87	49641	No
271	GOM_NL__2PRFIN20110827_221126_000000473106_00058_49641_7663.N1	27-AUG-2011 22:11:26	Bright	47.000	76	27Gam Cas	2.3000	30000.	94	49641	No
272	GOM_NL__2PRFIN20110827_222545_000000263106_00058_49641_7664.N1	27-AUG-2011 22:25:45	Twilight	26.000	6	13Alp Aur	0.080000	3400.0	52	49641	No
273	GOM_NL__2PRFIN20110827_222916_000000463106_00058_49641_7665.N1	27-AUG-2011 22:29:16	Bright	46.000	107	37The Aur	2.6490	11000.	92	49641	No
274	GOM_NL__2PRFIN20110827_223411_000000583106_00058_49641_7666.N1	27-AUG-2011 22:34:11	Twilight	57.500	151	13Mu Gem	2.8900	3000.0	115	49641	No
275	GOM_NL__2PRFIN20110827_223553_000000503106_00058_49641_7667.N1	27-AUG-2011 22:35:53	Twilight	50.000	44	24Gam Gem	1.9280	11000.	100	49641	No
276	GOM_NL__2PRFIN20110827_223721_000000403106_00058_49641_7668.N1	27-AUG-2011 22:37:21	Twilight	40.000	153	3Bet CMI	2.8940	13100.	80	49641	No
277	GOM_NL__2PRFIN20110827_224010_000000683106_00058_49641_7669.N1	27-AUG-2011 22:40:10	Dark	68.000	14	58Alp Ori	0.87000	3000.0	136	49641	No
278	GOM_NL__2PRFIN20110827_224525_000000493106_00058_49641_7670.N1	27-AUG-2011 22:45:25	Dark	49.000	1	9Alp CMA	-1.4400	11000.	98	49641	No

279	GOM_NL__2PRFIN20110827_224906_000000533106_00058_49641_7671.N1	27-AUG-2011 22:49:06	Dark	53.000	101	11Alp Lep	2.5820	7000.0	106	49641	No
280	GOM_NL__2PRFIN20110827_230400_000000543106_00059_49642_7662.N1	27-AUG-2011 23:04:00	Dark	53.500	157	The1Eri	2.9060	9300.0	107	49642	No
281	GOM_NL__2PRFIN20110827_230625_000000443106_00059_49642_7663.N1	27-AUG-2011 23:06:25	Dark	43.500	9	Alp Eri	0.45300	24000.	87	49642	No
282	GOM_NL__2PRFIN20110827_231222_000000483106_00059_49642_7664.N1	27-AUG-2011 23:12:22	Straylight	47.500	84	Alp Phe	2.3970	4500.0	95	49642	No
283	GOM_NL__2PRFIN20110827_231842_000000473106_00059_49642_7665.N1	27-AUG-2011 23:18:42	Straylight	47.000	18	24Alp PsA	1.1660	9700.0	94	49642	No
284	GOM_NL__2PRFIN20110827_232338_000000443106_00059_49642_7666.N1	27-AUG-2011 23:23:38	Bright	43.500	142	49Del Cap	2.8500	8900.0	87	49642	No
285	GOM_NL__2PRFIN20110827_232648_000000403106_00059_49642_7667.N1	27-AUG-2011 23:26:48	Bright	39.500	154	22Bet Aqr	2.8990	5700.0	79	49642	No
286	GOM_NL__2PRFIN20110827_232821_000000423106_00059_49642_7668.N1	27-AUG-2011 23:28:21	Bright	41.500	162	34Alp Aqr	2.9440	5350.0	83	49642	No
287	GOM_NL__2PRFIN20110827_233121_000000393106_00059_49642_7669.N1	27-AUG-2011 23:31:21	Bright	39.000	61	8Eps Peg	2.1000	3900.0	78	49642	No
288	GOM_NL__2PRFIN20110827_233845_000000473106_00059_49642_7670.N1	27-AUG-2011 23:38:45	Bright	46.500	164	44Eta Peg	2.9480	5400.0	93	49642	No
289	GOM_NL__2PRFIN20110827_234620_000000353106_00059_49642_7671.N1	27-AUG-2011 23:46:20	Bright	35.000	89	5Alp Cep	2.4510	8000.0	70	49642	No
290	GOM_NL__2PRFIN20110827_234929_000000463106_00059_49642_7672.N1	27-AUG-2011 23:49:29	Bright	45.500	74	11Bet Cas	2.2680	6600.0	91	49642	No
291	GOM_NL__2PRFIN20110827_235139_000000463106_00059_49642_7673.N1	27-AUG-2011 23:51:39	Bright	46.000	76	27Gam Cas	2.3000	30000.	92	49642	No

3. Quality information per product

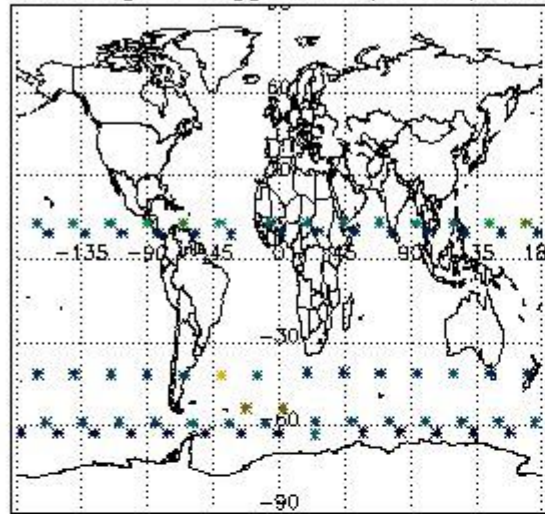
In this section it is plotted some information contained in the Quality Summary data set of the level 2 products. Only products in dark limb conditions and without errors (error flag in the MPH set to "0") are used.

3.1 Plot quality information per product (time dependant)


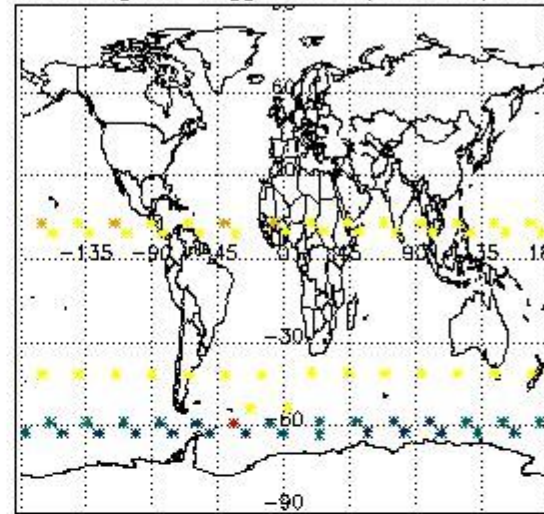


3.2 Plot quality information per product (world map)


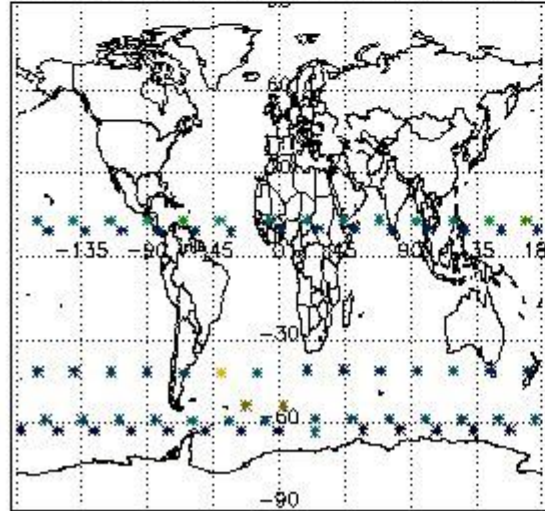
Percentage of flagged data per O3 profile



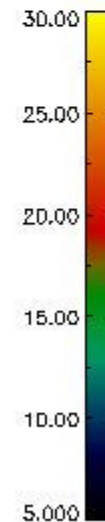
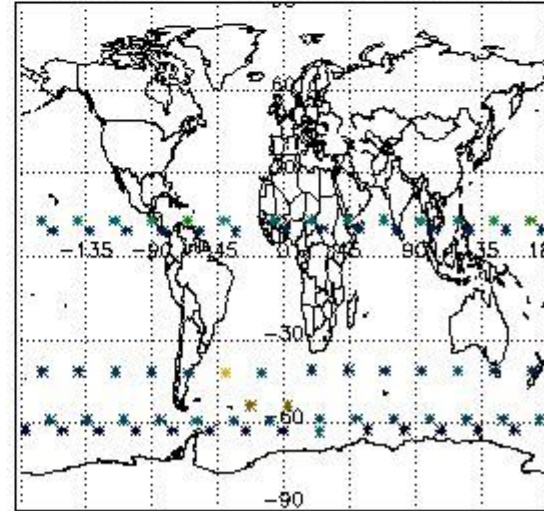
Percentage of flagged data per H2O profile



Percentage of flagged data per NO2 profile



Percentage of flagged data per NO3 profile

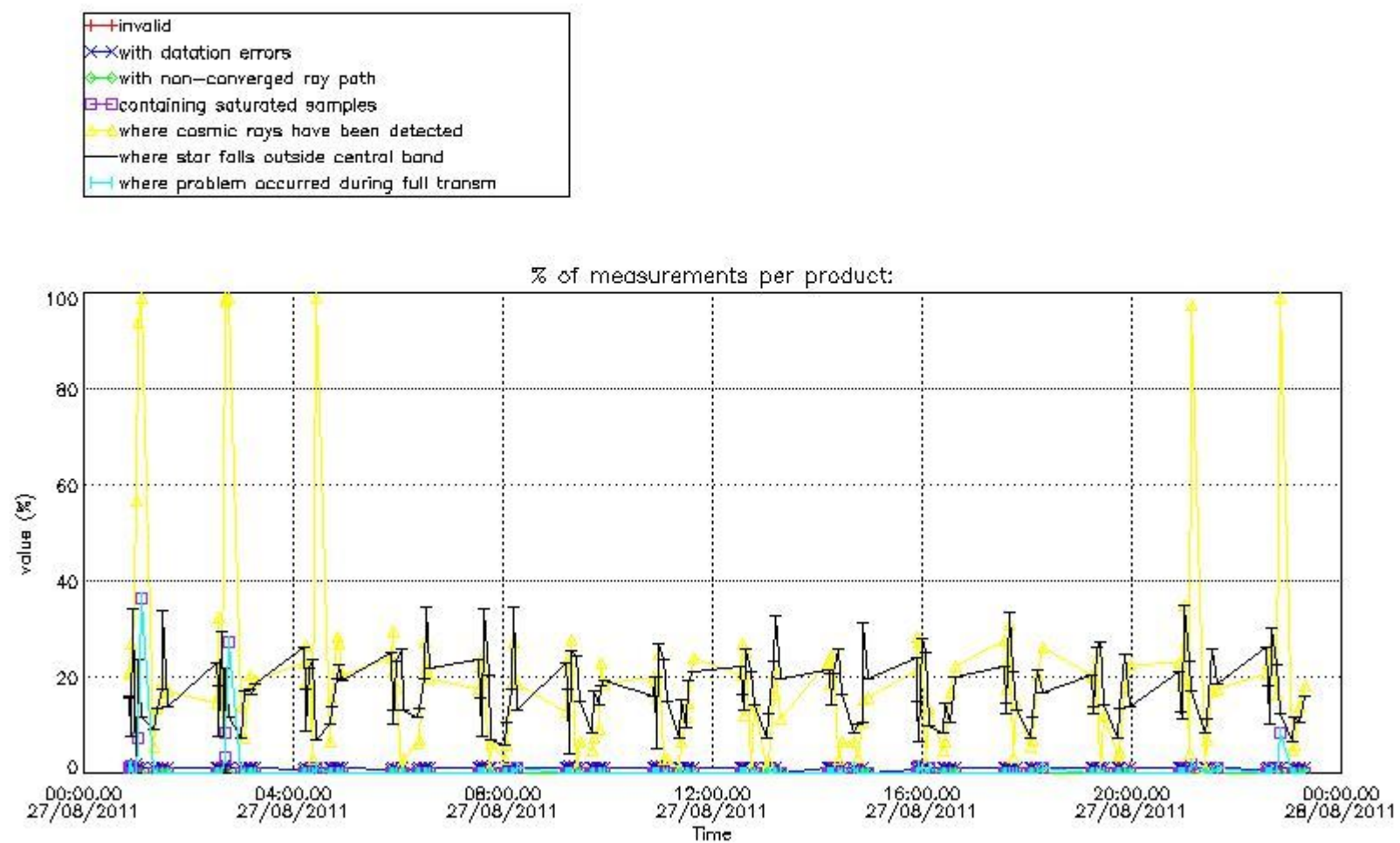


4. Level 1 quality information per product

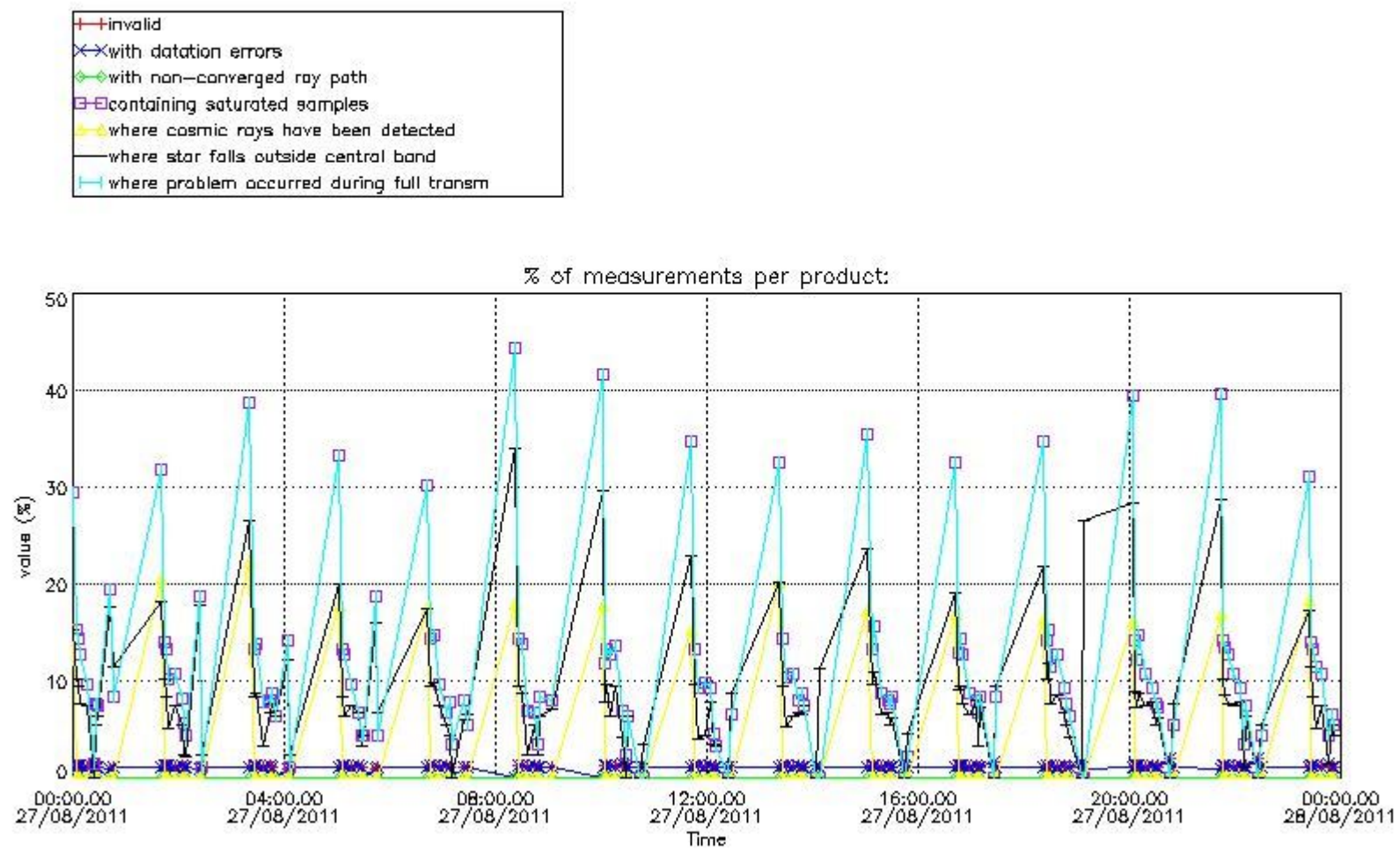
In this section it is plotted some information contained in the Quality Summary data set of the level 2 products that comes from the level 1b processing. Products without errors (error flag in the MPH set to "0") are used.

4.1 Plot quality information per product (time dependant) coming from level 1b processing

4.1.1 Plot level 1 quality information per product (time dependant): ENVISAT ASCENDING passes



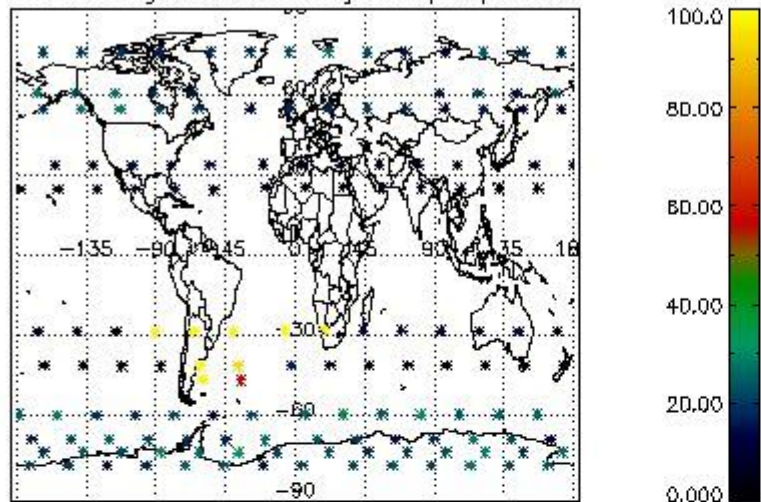
4.1.2 Plot level 1 quality information per product (time dependant): ENVI SAT DESCENDING passes



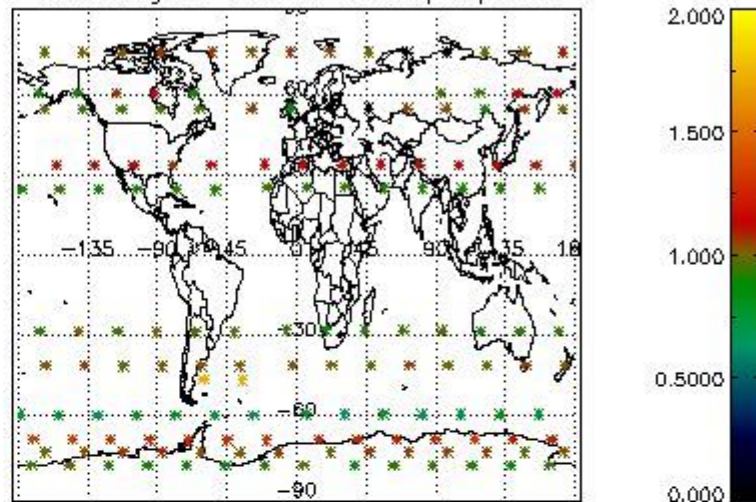
4.2 Plot quality information per product coming from level 1b processing (world map)

4.2.1 Plot level 1 quality information per product (world map): ENVISAT ASCENDING passes

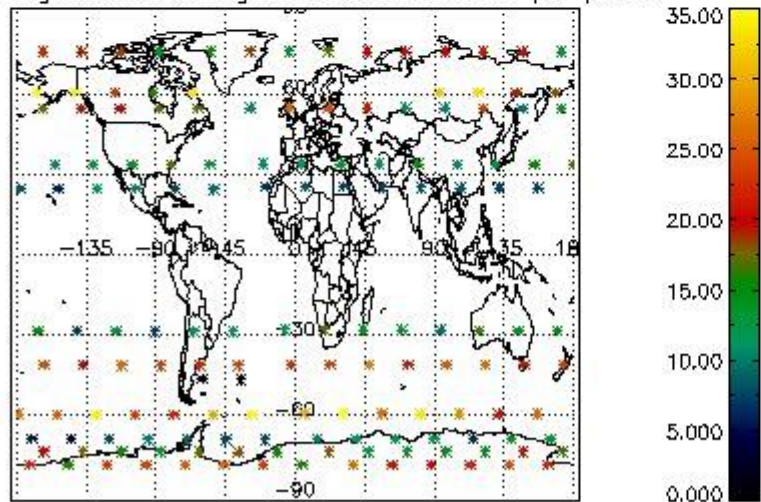
Percentage of cosmic ray hits per profile



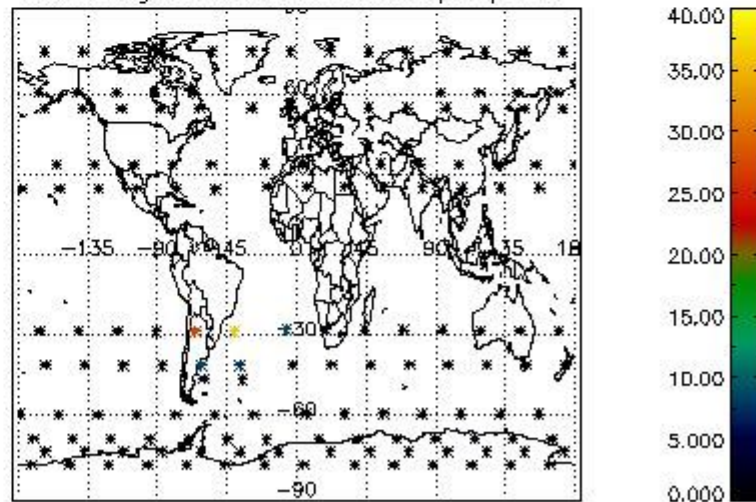
Percentage of datation errors per profile



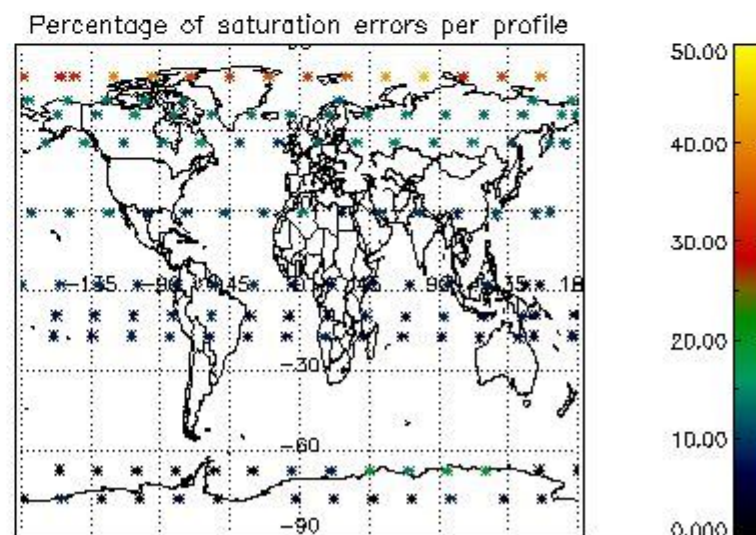
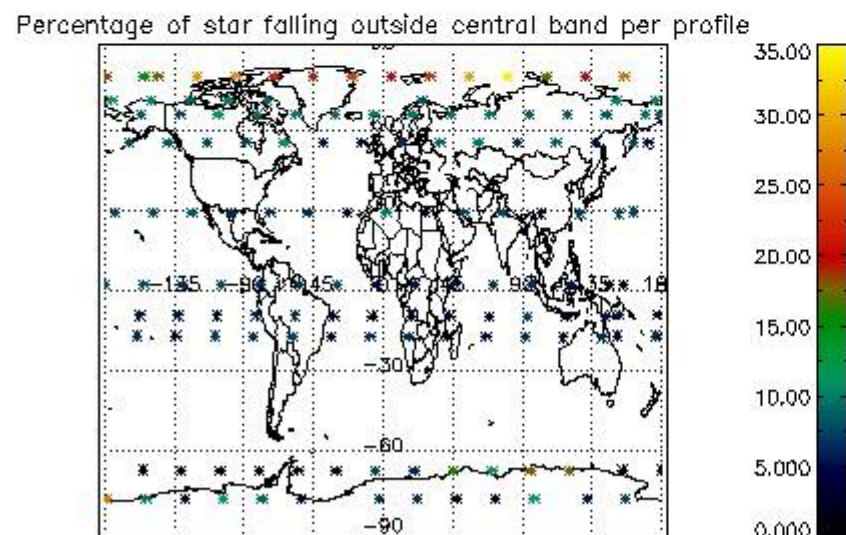
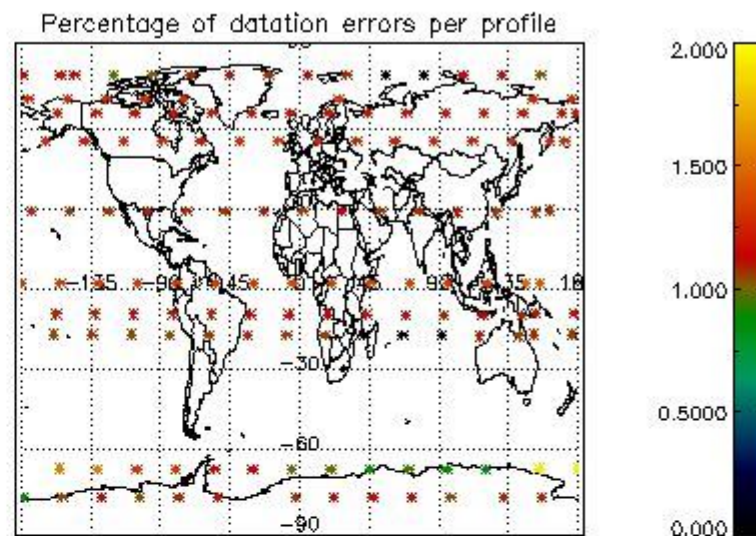
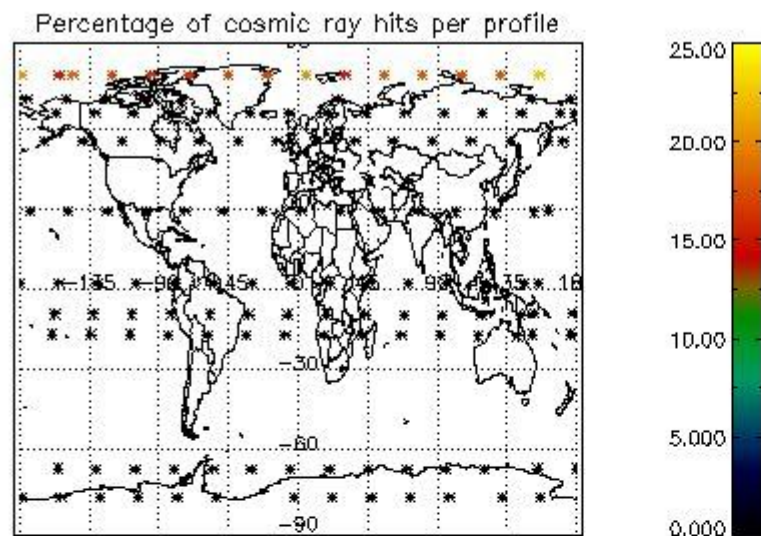
Percentage of star falling outside central band per profile



Percentage of saturation errors per profile



4.2.2 Plot level 1 quality information per product (world map): ENVISAT DESCENDING passes



5. Trace gas profiles

5.1 Ozone statistics based on quality of products

The final quality of the products can be "measured" using the STD (Standard Deviation) attached to every point profile. This information is written to the parameter GOM_NL__2P/NL_LOCAL_SPECIES_DENSITY/o3_std of the level 2 products. The table below shows the statistics for given STD ranges.

The statistics are given with respect to the overall valid production:

- Products without fatal errors: GOM_NL__2P/MPH/PRODUCT_ERR=0
- Valid point profile: GOM_NL__2P/NL_LOCAL_SPECIES_DENSITY/pcd(0)=0

The 'Criteria' is applied to valid points of dark limb products:

- Products in dark limb illumination condition: GOM_NL__2P/NL_SUMMARY_QUALITY/obs_ill_cond=0
- Products without fatal errors: GOM_NL__2P/MPH/PRODUCT_ERR=0
- Valid point profile: GOM_NL__2P/NL_LOCAL_SPECIES_DENSITY/pcd(0)=0

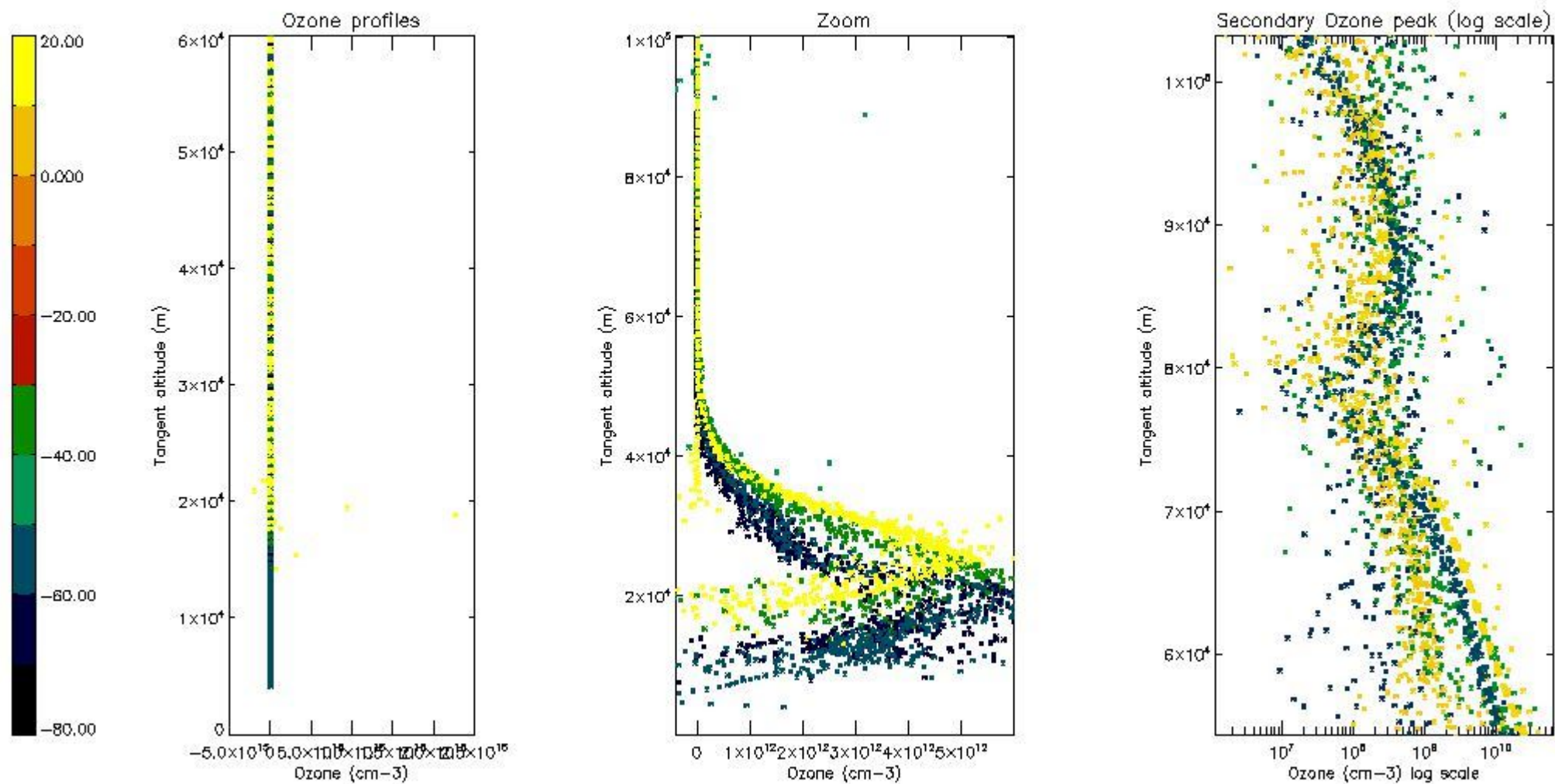
So, the table below shows the percentage of dark limb and valid observations for each criteria with respect to the overall valid daily observations.

Criteria	% of total production
All STD	29
STD < 20	14

STD < 10	11
STD < 5	7

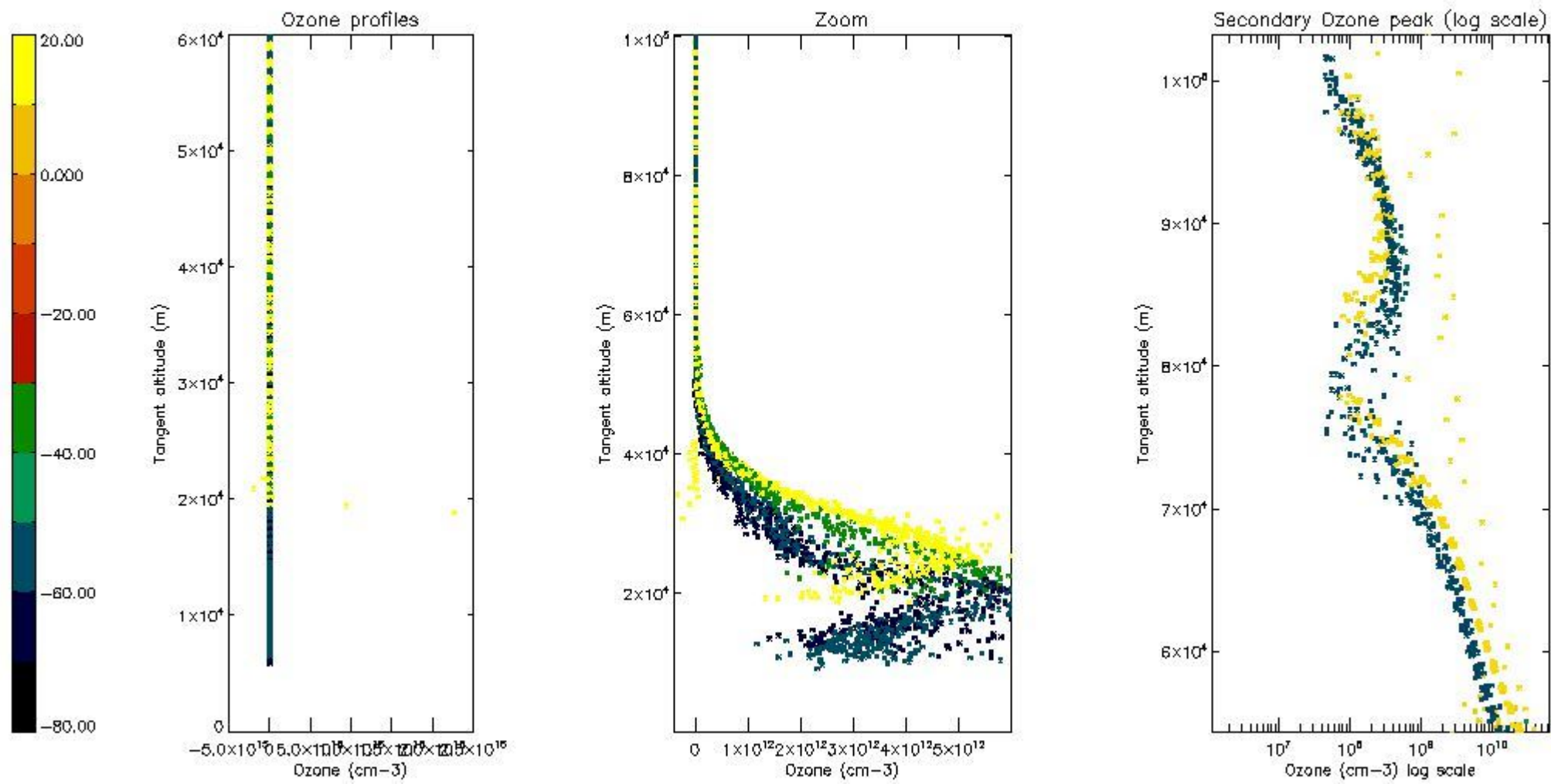
5.2 Plot ozone profiles for all STD (dark without errors)

The colorbar represents the latitude.



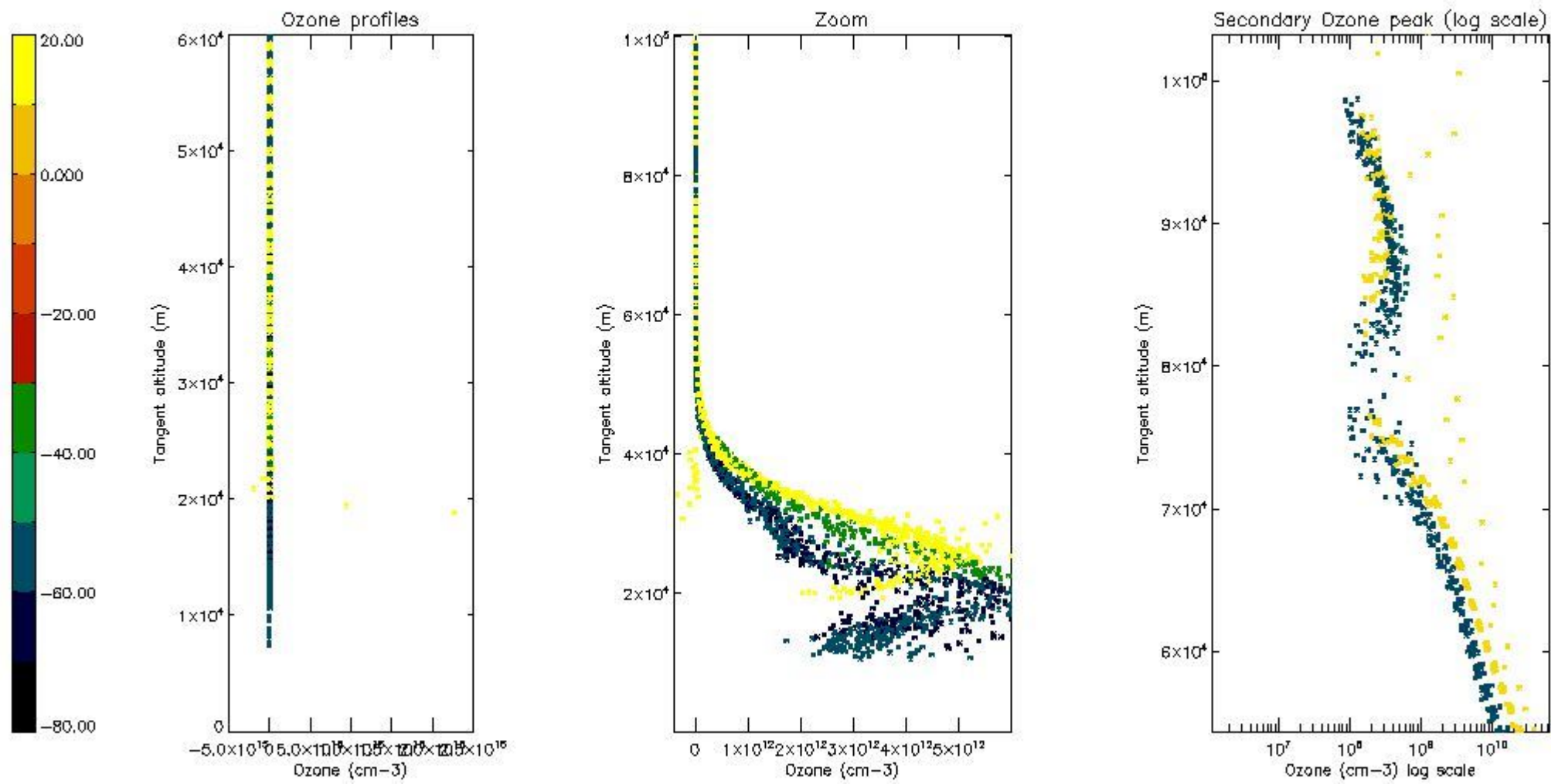
5.3 Plot ozone profiles where STD < 20% (dark without errors)

The colorbar represents the latitude.



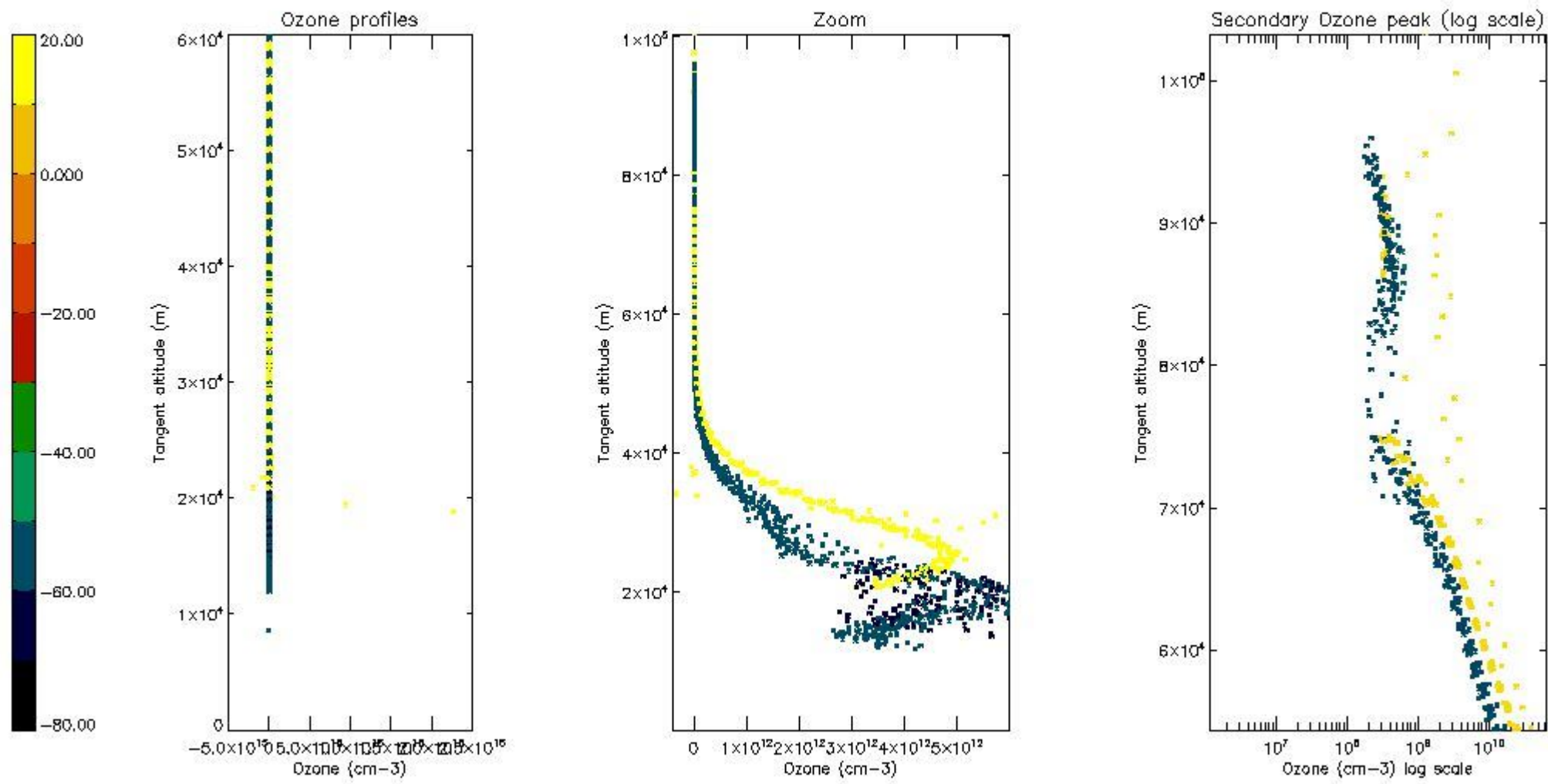
5.4 Plot ozone profiles where $STD < 10\%$ (dark without errors)

The colorbar represents the latitude.



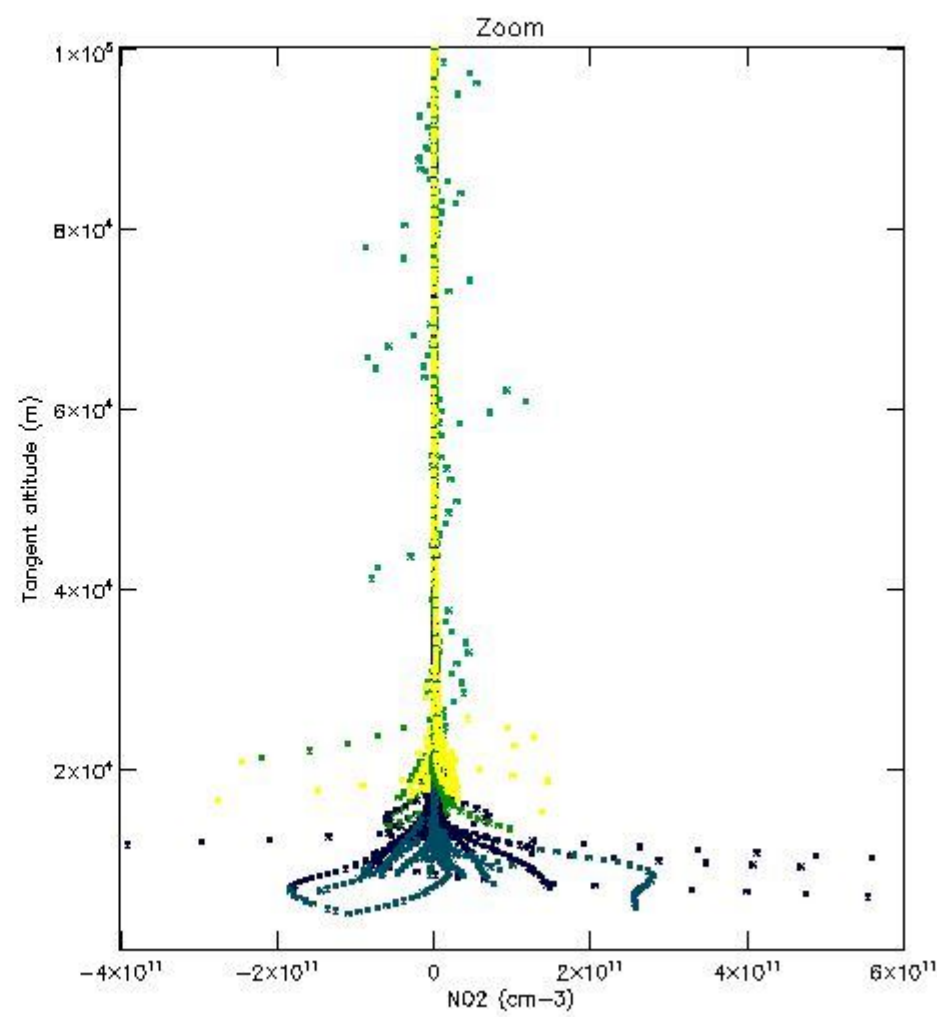
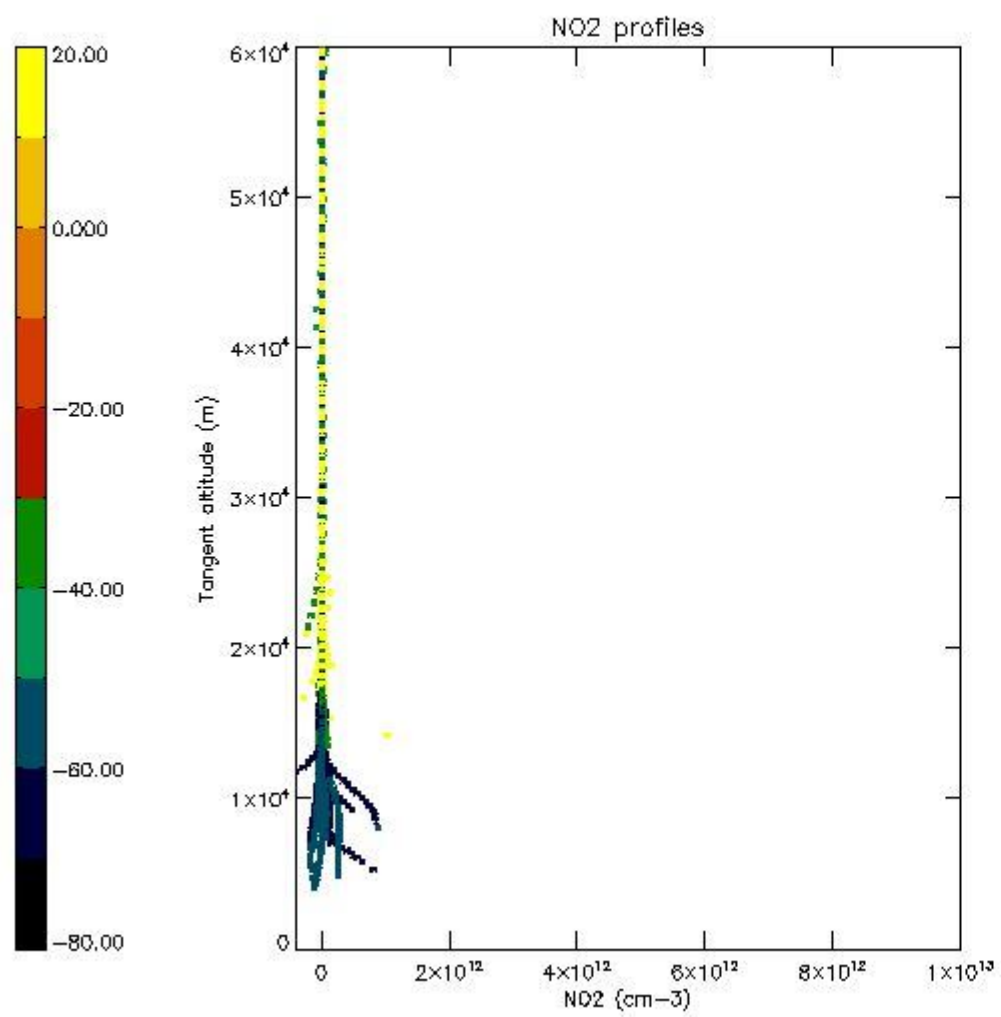
5.5 Plot ozone profiles where STD < 5% (dark without errors)

The colorbar represents the latitude.



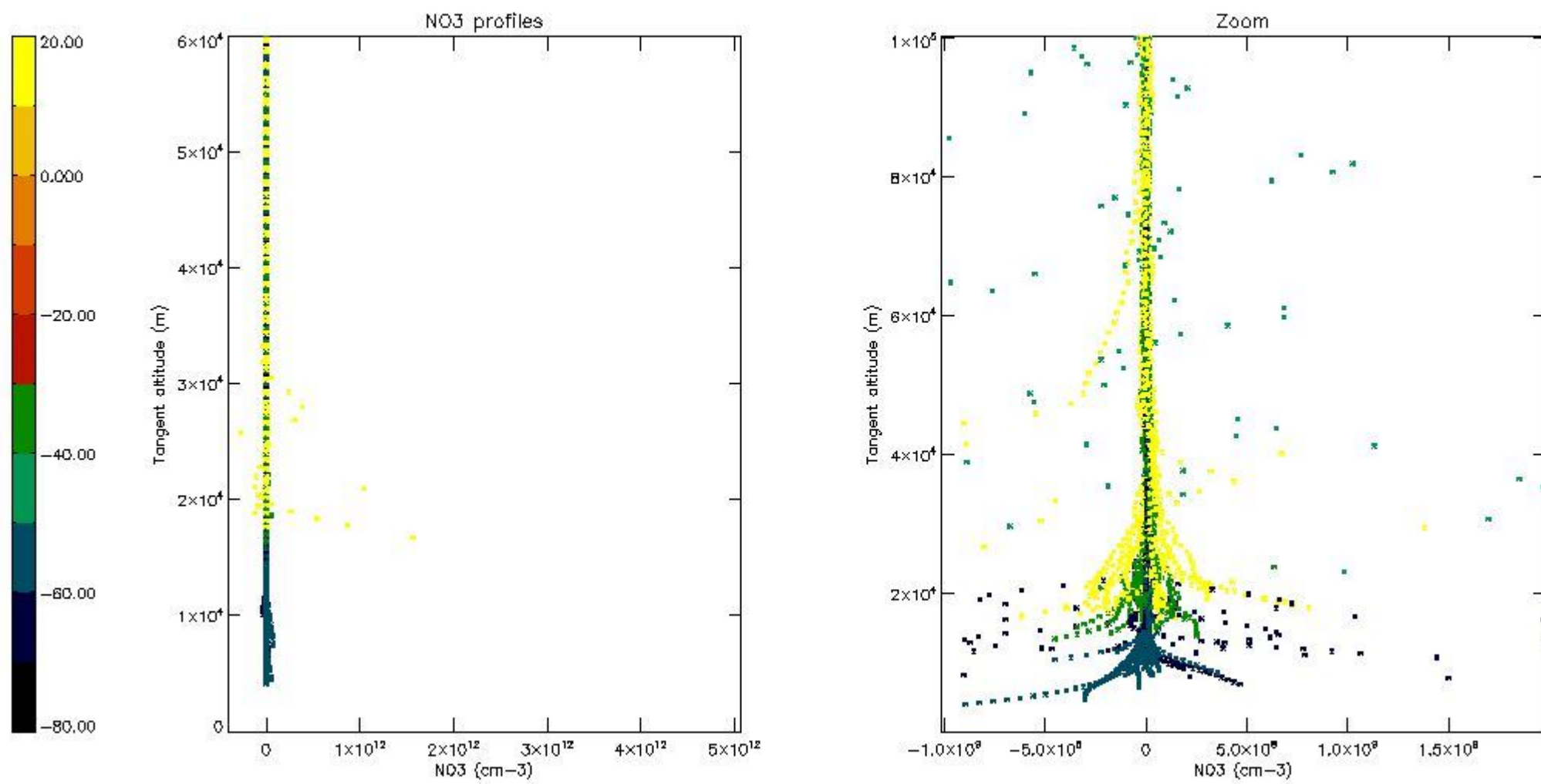
5.6 Plot NO₂ profiles for all STD (dark without errors)

The colorbar represents the latitude.



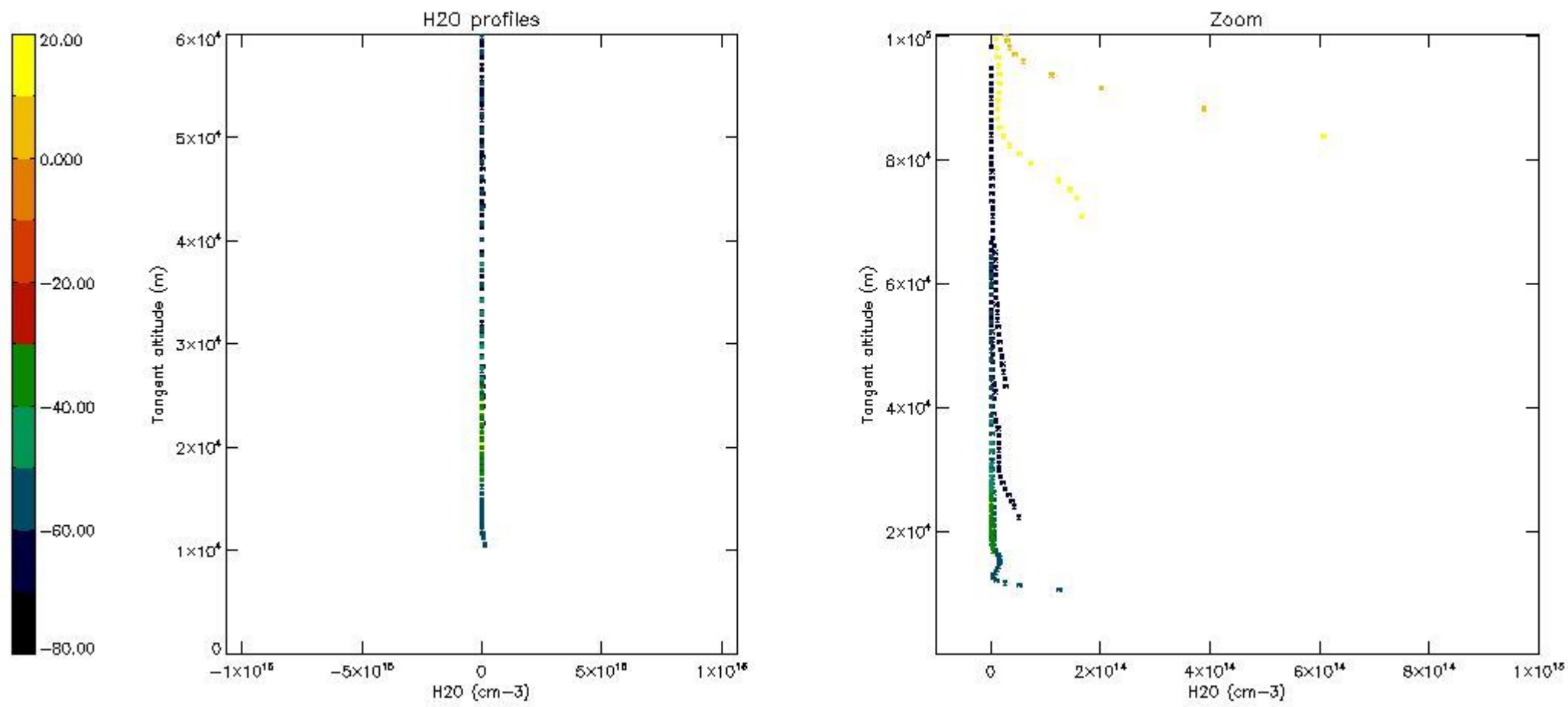
5.7 Plot NO3 profiles for all STD (dark without errors)

The colorbar represents the latitude.



5.8 Plot H2O profiles for all STD (only for occultations of stars 1,2,3,4,13,14,16,26,63 dark without errors)

The colorbar represents the latitude.



6. Auxiliary Data Files used for the production reported in section 2

The number reported in the third column indicates since which file (see list in section 2) the corresponding auxiliary file has been used. The fourth column is the date of those product files.

Type	Auxiliary Filename	Used since product	Used since product date
INST_PHYS_CHARACTERISTICS	GOM_INS_AXVIEC20091111_143220_20030716_120000_20500101_000000	1	27-AUG-2011 00:00:21
LEVEL-2_PROC_CONFIG	GOM_PR2_AXVIEC20091111_152718_20020301_000000_20500101_000000	1	27-AUG-2011 00:00:21
CROSS_SECTIONS_FILE	GOM_CRS_AXVIEC20091111_154832_20020301_000000_20500101_000000	1	27-AUG-2011 00:00:21

GOMOS Level 2 Daily Report

SUMMARY

[1. General Info](#)

[2. Summary of processed GOM_NL_2P products](#)

[3. Level 2 Quality information per product](#)

[3.1 Plot of level 2 quality information per product \(time dependant\)](#)

[3.2 Plot of level 2 quality information per product \(world map\)](#)

[4. Level 1 Quality information per product \(stored on level 2 products\)](#)

[4.1 Plot of level 1 quality information per product \(time dependant\)](#)

[4.1.1 Plot of level 1 quality information per product \(time dependant\): ASCENDING](#)

[4.1.2 Plot of level 1 quality information per product \(time dependant\): DESCENDING](#)

[4.2 Plot of level 1 quality information per product \(world map\)](#)

[4.2.1 Plot of level 1 quality information per product \(world map\): ASCENDING](#)

[4.2.2 Plot of level 1 quality information per product \(world map\): DESCENDING](#)

[5. Ozone profiles based on quality statistics and other trace gas profiles](#)

[5.1 Ozone statistics based on quality of products](#)

[5.2 Plot ozone profiles for all STD \(dark without errors\)](#)

[5.3 Plot ozone profiles where STD < 20% \(dark without errors\)](#)

[5.4. Plot ozone profiles where STD < 10% \(dark without errors\)](#)

[5.5. Plot ozone profiles where STD < 5% \(dark without errors\)](#)

[5.6 Plot NO2 profiles for all STD \(dark without errors\)](#)

[5.7 Plot NO3 profiles for all STD \(dark without errors\)](#)

[5.8 Plot H2O profiles \(only for occultations of stars 1,2,3,4,13,14,16,26,63 dark without errors\) for all STD](#)

[6. Auxiliary Data Files used for the production reported in section 2](#)

This report presents the daily analysis on parameters extracted from GOMOS level 2 data (GOM_NL__2P). It is intended to monitor some important parameters that will impact the quality of these products. A list of level 2 products (and content) that have arrived during the reporting day to the PCF is also given.

Item	Value
Time of report generation	24APR2013 17:26:31
Data source version	GOMOS/6.01
Start time of products	27-08-2011 (27AUG2011 00:00:00)
Stop time of products	28-08-2011 (28AUG2011 00:00:00)
Store outputs in DB	Yes
Nb of level 2 prods	291
Nb of prods with errors	0

2. Summary of processed GOM_NL__2P products.

Nr	Filename	UTC Start time	Limb	Duration	Star Id	Star Name	Star Mag	Star Temp	Nb Meas	Orbit	Prod. error
1	GOM_NL__2PRFIN20110827_000021_000000433106_00045_49628_7150.N1	27-AUG-2011 00:00:21	Bright	42.500	142	49Del Cap	2.8500	8900.0	85	49628	No
2	GOM_NL__2PRFIN20110827_000332_000000403106_00045_49628_7151.N1	27-AUG-2011 00:03:32	Bright	39.500	154	22Bet Aqr	2.8990	5700.0	79	49628	No
3	GOM_NL__2PRFIN20110827_000506_000000423106_00045_49628_7152.N1	27-AUG-2011 00:05:06	Bright	42.000	162	34Alp Aqr	2.9440	5350.0	84	49628	No
4	GOM_NL__2PRFIN20110827_000807_000000403106_00045_49628_7153.N1	27-AUG-2011 00:08:07	Bright	39.500	61	8Eps Peg	2.1000	3900.0	79	49628	No
5	GOM_NL__2PRFIN20110827_001538_000000473106_00045_49628_7154.N1	27-AUG-2011 00:15:38	Bright	46.500	164	44Eta Peg	2.9480	5400.0	93	49628	No
6	GOM_NL__2PRFIN20110827_002306_000000343106_00045_49628_7155.N1	27-AUG-2011 00:23:06	Bright	33.500	89	5Alp Cep	2.4510	8000.0	67	49628	No
7	GOM_NL__2PRFIN20110827_002623_000000463106_00045_49628_7156.N1	27-AUG-2011 00:26:23	Bright	46.000	74	11Bet Cas	2.2680	6600.0	92	49628	No
8	GOM_NL__2PRFIN20110827_002834_000000483106_00045_49628_7157.N1	27-AUG-2011 00:28:34	Bright	47.500	76	27Gam Cas	2.3000	30000.	95	49628	No
9	GOM_NL__2PRFIN20110827_004247_000000573106_00045_49628_7158.N1	27-AUG-2011 00:42:47	Bright	56.500	6	13Alp Aur	0.080000	3400.0	113	49628	No
10	GOM_NL__2PRFIN20110827_004614_000000483106_00045_49628_7159.N1	27-AUG-2011 00:46:14	Bright	48.000	107	37The Aur	2.6490	11000.	96	49628	No
11	GOM_NL__2PRFIN20110827_005105_000000513106_00045_49628_7160.N1	27-AUG-2011 00:51:05	Twilight	50.500	151	13Mu Gem	2.8900	3000.0	101	49628	No
12	GOM_NL__2PRFIN20110827_005247_000000483106_00045_49628_7161.N1	27-AUG-2011 00:52:47	Twilight	47.500	44	24Gam Gem	1.9280	11000.	95	49628	No
13	GOM_NL__2PRFIN20110827_005415_000000393106_00045_49628_7162.N1	27-AUG-2011 00:54:15	Twilight	39.000	153	3Bet CMi	2.8940	13100.	78	49628	No
14	GOM_NL__2PRFIN20110827_005659_000000723106_00045_49628_7163.N1	27-AUG-2011 00:56:59	Dark	71.500	14	58Alp Ori	0.87000	3000.0	143	49628	No
15	GOM_NL__2PRFIN20110827_010048_000000293106_00045_49628_7164.N1	27-AUG-2011 01:00:48	Dark	29.000	30	46Eps Ori	1.6940	30000.	58	49628	No
16	GOM_NL__2PRFIN20110827_010216_000000493106_00045_49628_7165.N1	27-AUG-2011 01:02:16	Dark	49.000	1	9Alp CMa	-1.4400	11000.	98	49628	No
17	GOM_NL__2PRFIN20110827_010551_000000513106_00045_49628_7166.N1	27-AUG-2011 01:05:51	Dark	51.000	101	11Alp Lep	2.5820	7000.0	102	49628	No
18	GOM_NL__2PRFIN20110827_012043_000000553106_00046_49629_7146.N1	27-AUG-2011 01:20:43	Dark	54.500	157	The1Eri	2.9060	9300.0	109	49629	No
19	GOM_NL__2PRFIN20110827_012315_000000453106_00046_49629_7147.N1	27-AUG-2011 01:23:15	Dark	44.500	9	Alp Eri	0.45300	24000.	89	49629	No
20	GOM_NL__2PRFIN20110827_012912_000000523106_00046_49629_7148.N1	27-AUG-2011 01:29:12	Straylight	52.000	84	Alp Phe	2.3970	4500.0	104	49629	No
21	GOM_NL__2PRFIN20110827_013057_000000553106_00046_49629_7149.N1	27-AUG-2011 01:30:57	Straylight	55.000	63	Bet Gru	2.1500	2800.0	110	49629	No
22	GOM_NL__2PRFIN20110827_013537_000000473106_00046_49629_7150.N1	27-AUG-2011 01:35:37	Straylight	46.500	18	24Alp PsA	1.1660	9700.0	93	49629	No
23	GOM_NL__2PRFIN20110827_014035_000000443106_00046_49629_7151.N1	27-AUG-2011 01:40:35	Bright	44.000	142	49Del Cap	2.8500	8900.0	88	49629	No
24	GOM_NL__2PRFIN20110827_014346_000000403106_00046_49629_7152.N1	27-AUG-2011 01:43:46	Bright	39.500	154	22Bet Aqr	2.8990	5700.0	79	49629	No
25	GOM_NL__2PRFIN20110827_014520_000000423106_00046_49629_7153.N1	27-AUG-2011 01:45:20	Bright	41.500	162	34Alp Aqr	2.9440	5350.0	83	49629	No
26	GOM_NL__2PRFIN20110827_014821_000000393106_00046_49629_7154.N1	27-AUG-2011 01:48:21	Bright	39.000	61	8Eps Peg	2.1000	3900.0	78	49629	No
27	GOM_NL__2PRFIN20110827_015551_000000473106_00046_49629_7155.N1	27-AUG-2011 01:55:51	Bright	47.000	164	44Eta Peg	2.9480	5400.0	94	49629	No
28	GOM_NL__2PRFIN20110827_020320_000000373106_00046_49629_7156.N1	27-AUG-2011 02:03:20	Bright	37.000	89	5Alp Cep	2.4510	8000.0	74	49629	No
29	GOM_NL__2PRFIN20110827_020637_000000443106_00046_49629_7157.N1	27-AUG-2011 02:06:37	Bright	44.000	74	11Bet Cas	2.2680	6600.0	88	49629	No
30	GOM_NL__2PRFIN20110827_020847_000000463106_00046_49629_7158.N1	27-AUG-2011 02:08:47	Bright	45.500	76	27Gam Cas	2.3000	30000.	91	49629	No
31	GOM_NL__2PRFIN20110827_022300_000000563106_00046_49629_7159.N1	27-AUG-2011 02:23:00	Bright	56.000	6	13Alp Aur	0.080000	3400.0	112	49629	No
32	GOM_NL__2PRFIN20110827_022628_000000443106_00046_49629_7160.N1	27-AUG-2011 02:26:28	Bright	43.500	107	37The Aur	2.6490	11000.	87	49629	No
33	GOM_NL__2PRFIN20110827_023120_000000553106_00046_49629_7161.N1	27-AUG-2011 02:31:20	Twilight	54.500	151	13Mu Gem	2.8900	3000.0	109	49629	No
34	GOM_NL__2PRFIN20110827_023302_000000503106_00046_49629_7162.N1	27-AUG-2011 02:33:02	Twilight	49.500	44	24Gam Gem	1.9280	11000.	99	49629	No
35	GOM_NL__2PRFIN20110827_023430_000000403106_00046_49629_7163.N1	27-AUG-2011 02:34:30	Twilight	39.500	153	3Bet CMi	2.8940	13100.	79	49629	No
36	GOM_NL__2PRFIN20110827_023714_000000663106_00046_49629_7164.N1	27-AUG-2011 02:37:14	Dark	66.000	14	58Alp Ori	0.87000	3000.0	132	49629	No
37	GOM_NL__2PRFIN20110827_024104_000000293106_00046_49629_7165.N1	27-AUG-2011 02:41:04	Dark	29.000	30	46Eps Ori	1.6940	30000.	58	49629	No
38	GOM_NL__2PRFIN20110827_024231_000000483106_00046_49629_7166.N1	27-AUG-2011 02:42:31	Dark	48.000	1	9Alp CMa	-1.4400	11000.	96	49629	No
39	GOM_NL__2PRFIN20110827_024606_000000523106_00046_49629_7167.N1	27-AUG-2011 02:46:06	Dark	51.500	101	11Alp Lep	2.5820	7000.0	103	49629	No
40	GOM_NL__2PRFIN20110827_030058_000000543106_00047_49630_7236.N1	27-AUG-2011 03:00:58	Dark	54.000	157	The1Eri	2.9060	9300.0	108	49630	No
41	GOM_NL__2PRFIN20110827_030330_000000473106_00047_49630_7237.N1	27-AUG-2011 03:03:30	Dark	47.000	9	Alp Eri	0.45300	24000.	94	49630	No
42	GOM_NL__2PRFIN20110827_030926_000000523106_00047_49630_7238.N1	27-AUG-2011 03:09:26	Straylight	52.000	84	Alp Phe	2.3970	4500.0	104	49630	No

43	GOM_NL__2PRFIN20110827_031112_000000433106_00047_49630_7239.N1	27-AUG-2011 03:11:12	Straylight	43.000	63	Bet Gru	2.1500	2800.0	86	49630	No
44	GOM_NL__2PRFIN20110827_031551_000000493106_00047_49630_7240.N1	27-AUG-2011 03:15:51	Straylight	49.000	18	24Alp PsA	1.1660	9700.0	98	49630	No
45	GOM_NL__2PRFIN20110827_032049_000000493106_00047_49630_7241.N1	27-AUG-2011 03:20:49	Bright	49.000	142	49Del Cap	2.8500	8900.0	98	49630	No
46	GOM_NL__2PRFIN20110827_032534_000000423106_00047_49630_7242.N1	27-AUG-2011 03:25:34	Bright	41.500	162	34Alp Aqr	2.9440	5350.0	83	49630	No
47	GOM_NL__2PRFIN20110827_032835_000000403106_00047_49630_7243.N1	27-AUG-2011 03:28:35	Bright	40.000	61	8Eps Peg	2.1000	3900.0	80	49630	No
48	GOM_NL__2PRFIN20110827_033604_000000453106_00047_49630_7244.N1	27-AUG-2011 03:36:04	Bright	45.000	164	44Eta Peg	2.9480	5400.0	90	49630	No
49	GOM_NL__2PRFIN20110827_034334_000000383106_00047_49630_7245.N1	27-AUG-2011 03:43:34	Bright	37.500	89	5Alp Cep	2.4510	8000.0	75	49630	No
50	GOM_NL__2PRFIN20110827_034650_000000463106_00047_49630_7246.N1	27-AUG-2011 03:46:50	Bright	46.000	74	11Bet Cas	2.2680	6600.0	92	49630	No
51	GOM_NL__2PRFIN20110827_034900_000000473106_00047_49630_7247.N1	27-AUG-2011 03:49:00	Bright	47.000	76	27Gam Cas	2.3000	30000.	94	49630	No
52	GOM_NL__2PRFIN20110827_040314_000000533106_00047_49630_7248.N1	27-AUG-2011 04:03:14	Bright	53.000	6	13Alp Aur	0.080000	3400.0	106	49630	No
53	GOM_NL__2PRFIN20110827_040642_000000433106_00047_49630_7249.N1	27-AUG-2011 04:06:42	Bright	43.000	107	37The Aur	2.6490	11000.	86	49630	No
54	GOM_NL__2PRFIN20110827_041134_000000573106_00047_49630_7250.N1	27-AUG-2011 04:11:34	Twilight	57.000	151	13Mu Gem	2.8900	3000.0	114	49630	No
55	GOM_NL__2PRFIN20110827_041316_000000493106_00047_49630_7251.N1	27-AUG-2011 04:13:16	Twilight	49.000	44	24Gam Gem	1.9280	11000.	98	49630	No
56	GOM_NL__2PRFIN20110827_041444_000000403106_00047_49630_7252.N1	27-AUG-2011 04:14:44	Twilight	39.500	153	3Bet CMI	2.8940	13100.	79	49630	No
57	GOM_NL__2PRFIN20110827_041729_000000603106_00047_49630_7253.N1	27-AUG-2011 04:17:29	Dark	60.000	14	58Alp Ori	0.87000	3000.0	120	49630	No
58	GOM_NL__2PRFIN20110827_042245_000000493106_00047_49630_7254.N1	27-AUG-2011 04:22:45	Dark	49.000	1	9Alp CMA	-1.4400	11000.	98	49630	No
59	GOM_NL__2PRFIN20110827_042621_000000503106_00047_49630_7255.N1	27-AUG-2011 04:26:21	Dark	49.500	101	11Alp Lep	2.5820	7000.0	99	49630	No
60	GOM_NL__2PRFIN20110827_044113_000000553106_00048_49631_7241.N1	27-AUG-2011 04:41:13	Dark	55.000	157	The1Eri	2.9060	9300.0	110	49631	No
61	GOM_NL__2PRFIN20110827_044345_000000443106_00048_49631_7242.N1	27-AUG-2011 04:43:45	Dark	44.000	9	Alp Eri	0.45300	24000.	88	49631	No
62	GOM_NL__2PRFIN20110827_044941_000000533106_00048_49631_7243.N1	27-AUG-2011 04:49:41	Straylight	53.000	84	Alp Phe	2.3970	4500.0	106	49631	No
63	GOM_NL__2PRFIN20110827_045126_000000473106_00048_49631_7244.N1	27-AUG-2011 04:51:26	Straylight	46.500	63	Bet Gru	2.1500	2800.0	93	49631	No
64	GOM_NL__2PRFIN20110827_045605_000000503106_00048_49631_7245.N1	27-AUG-2011 04:56:05	Straylight	49.500	18	24Alp PsA	1.1660	9700.0	99	49631	No
65	GOM_NL__2PRFIN20110827_050103_000000453106_00048_49631_7246.N1	27-AUG-2011 05:01:03	Bright	45.000	142	49Del Cap	2.8500	8900.0	90	49631	No
66	GOM_NL__2PRFIN20110827_050548_000000423106_00048_49631_7247.N1	27-AUG-2011 05:05:48	Bright	41.500	162	34Alp Aqr	2.9440	5350.0	83	49631	No
67	GOM_NL__2PRFIN20110827_050849_000000403106_00048_49631_7248.N1	27-AUG-2011 05:08:49	Bright	39.500	61	8Eps Peg	2.1000	3900.0	79	49631	No
68	GOM_NL__2PRFIN20110827_051618_000000473106_00048_49631_7249.N1	27-AUG-2011 05:16:18	Bright	46.500	164	44Eta Peg	2.9480	5400.0	93	49631	No
69	GOM_NL__2PRFIN20110827_052348_000000373106_00048_49631_7250.N1	27-AUG-2011 05:23:48	Bright	37.000	89	5Alp Cep	2.4510	8000.0	74	49631	No
70	GOM_NL__2PRFIN20110827_052703_000000453106_00048_49631_7251.N1	27-AUG-2011 05:27:03	Bright	45.000	74	11Bet Cas	2.2680	6600.0	90	49631	No
71	GOM_NL__2PRFIN20110827_052914_000000463106_00048_49631_7252.N1	27-AUG-2011 05:29:14	Bright	45.500	76	27Gam Cas	2.3000	30000.	91	49631	No
72	GOM_NL__2PRFIN20110827_054328_000000563106_00048_49631_7253.N1	27-AUG-2011 05:43:28	Bright	56.000	6	13Alp Aur	0.080000	3400.0	112	49631	No
73	GOM_NL__2PRFIN20110827_054656_000000453106_00048_49631_7254.N1	27-AUG-2011 05:46:56	Bright	45.000	107	37The Aur	2.6490	11000.	90	49631	No
74	GOM_NL__2PRFIN20110827_055148_000000563106_00048_49631_7255.N1	27-AUG-2011 05:51:48	Twilight	56.000	151	13Mu Gem	2.8900	3000.0	112	49631	No
75	GOM_NL__2PRFIN20110827_055331_000000463106_00048_49631_7256.N1	27-AUG-2011 05:53:31	Twilight	46.000	44	24Gam Gem	1.9280	11000.	92	49631	No
76	GOM_NL__2PRFIN20110827_055458_000000403106_00048_49631_7257.N1	27-AUG-2011 05:54:58	Twilight	40.000	153	3Bet CMI	2.8940	13100.	80	49631	No
77	GOM_NL__2PRFIN20110827_055743_000000623106_00048_49631_7258.N1	27-AUG-2011 05:57:43	Dark	62.000	14	58Alp Ori	0.87000	3000.0	124	49631	No
78	GOM_NL__2PRFIN20110827_060300_000000513106_00048_49631_7259.N1	27-AUG-2011 06:03:00	Dark	50.500	1	9Alp CMA	-1.4400	11000.	101	49631	No
79	GOM_NL__2PRFIN20110827_060636_000000533106_00048_49631_7260.N1	27-AUG-2011 06:06:36	Dark	53.000	101	11Alp Lep	2.5820	7000.0	106	49631	No
80	GOM_NL__2PRFIN20110827_062128_000000563106_00049_49632_7257.N1	27-AUG-2011 06:21:28	Dark	56.000	157	The1Eri	2.9060	9300.0	112	49632	No
81	GOM_NL__2PRFIN20110827_062359_000000453106_00049_49632_7258.N1	27-AUG-2011 06:23:59	Dark	44.500	9	Alp Eri	0.45300	24000.	89	49632	No
82	GOM_NL__2PRFIN20110827_062956_000000543106_00049_49632_7259.N1	27-AUG-2011 06:29:56	Straylight	53.500	84	Alp Phe	2.3970	4500.0	107	49632	No
83	GOM_NL__2PRFIN20110827_063141_000000553106_00049_49632_7260.N1	27-AUG-2011 06:31:41	Straylight	55.000	63	Bet Gru	2.1500	2800.0	110	49632	No
84	GOM_NL__2PRFIN20110827_063620_000000513106_00049_49632_7261.N1	27-AUG-2011 06:36:20	Straylight	50.500	18	24Alp PsA	1.1660	9700.0	101	49632	No
85	GOM_NL__2PRFIN20110827_064117_000000433106_00049_49632_7262.N1	27-AUG-2011 06:41:17	Bright	43.000	142	49Del Cap	2.8500	8900.0	86	49632	No
86	GOM_NL__2PRFIN20110827_064602_000000423106_00049_49632_7263.N1	27-AUG-2011 06:46:02	Bright	42.000	162	34Alp Aqr	2.9440	5350.0	84	49632	No
87	GOM_NL__2PRFIN20110827_064903_000000413106_00049_49632_7264.N1	27-AUG-2011 06:49:03	Bright	40.500	61	8Eps Peg	2.1000	3900.0	81	49632	No
88	GOM_NL__2PRFIN20110827_065631_000000473106_00049_49632_7265.N1	27-AUG-2011 06:56:31	Bright	46.500	164	44Eta Peg	2.9480	5400.0	93	49632	No
89	GOM_NL__2PRFIN20110827_070402_000000373106_00049_49632_7266.N1	27-AUG-2011 07:04:02	Bright	37.000	89	5Alp Cep	2.4510	8000.0	74	49632	No
90	GOM_NL__2PRFIN20110827_070717_000000453106_00049_49632_7267.N1	27-AUG-2011 07:07:17	Bright	45.000	74	11Bet Cas	2.2680	6600.0	90	49632	No
91	GOM_NL__2PRFIN20110827_070927_000000443106_00049_49632_7268.N1	27-AUG-2011 07:09:27	Bright	44.000	76	27Gam Cas	2.3000	30000.	88	49632	No
92	GOM_NL__2PRFIN20110827_072342_000000503106_00049_49632_7269.N1	27-AUG-2011 07:23:42	Bright	50.000	6	13Alp Aur	0.080000	3400.0	100	49632	No
93	GOM_NL__2PRFIN20110827_072710_000000463106_00049_49632_7270.N1	27-AUG-2011 07:27:10	Bright	46.000	107	37The Aur	2.6490	11000.	92	49632	No
94	GOM_NL__2PRFIN20110827_073202_000000553106_00049_49632_7271.N1	27-AUG-2011 07:32:02	Twilight	55.000	151	13Mu Gem	2.8900	3000.0	110	49632	No
95	GOM_NL__2PRFIN20110827_073345_000000483106_00049_49632_7272.N1	27-AUG-2011 07:33:45	Twilight	47.500	44	24Gam Gem	1.9280	11000.	95	49632	No
96	GOM_NL__2PRFIN20110827_073513_000000393106_00049_49632_7273.N1	27-AUG-2011 07:35:13	Twilight	39.000	153	3Bet CMI	2.8940	13100.	78	49632	No
97	GOM_NL__2PRFIN20110827_073758_000000723106_00049_49632_7274.N1	27-AUG-2011 07:37:58	Dark	71.500	14	58Alp Ori	0.87000	3000.0	143	49632	No
98	GOM_NL__2PRFIN20110827_074314_000000473106_00049_49632_7275.N1	27-AUG-2011 07:43:14	Dark	47.000	1	9Alp CMA	-1.4400	11000.	94	49632	No
99	GOM_NL__2PRFIN20110827_074651_000000503106_00049_49632_7276.N1	27-AUG-2011 07:46:51	Dark	49.500	101	11Alp Lep	2.5820	7000.0	99	49632	No
100	GOM_NL__2PRFIN20110827_080144_000000533106_00050_49633_7294.N1	27-AUG-2011 08:01:44	Dark	53.000	157	The1Eri	2.9060	9300.0	106	49633	No
101	GOM_NL__2PRFIN20110827_080414_000000433106_00050_49633_7295.N1	27-AUG-2011 08:04:14	Dark	43.000	9	Alp Eri	0.45300	24000.	86	49633	No

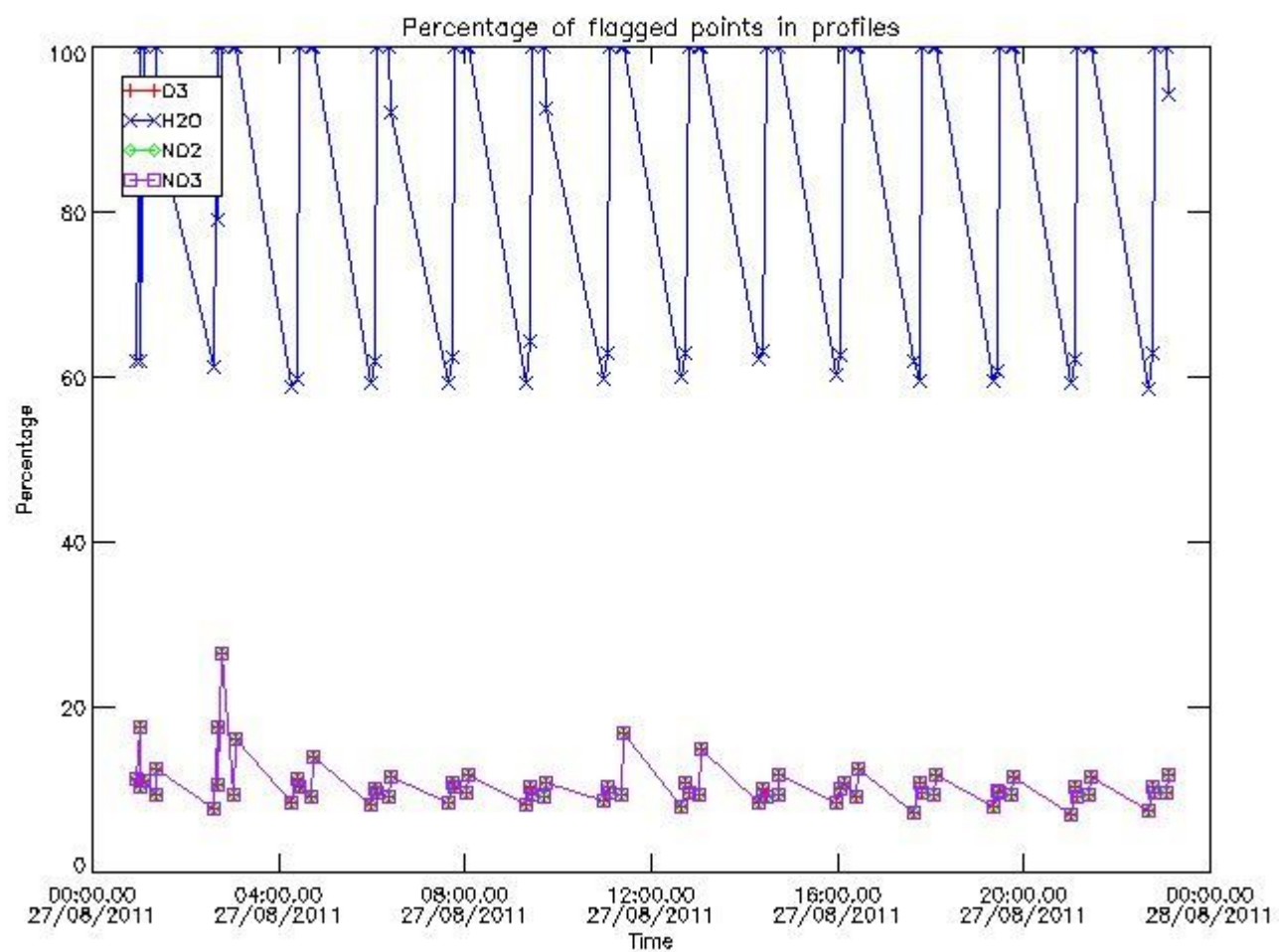
102	GOM_NL__2PRFIN20110827_081010_00000523106_00050_49633_7296.N1	27-AUG-2011 08:10:10	Straylight	51.500	84	Alp Phe	2.3970	4500.0	103	49633	No
103	GOM_NL__2PRFIN20110827_081155_00000553106_00050_49633_7297.N1	27-AUG-2011 08:11:55	Straylight	55.000	63	Bet Gru	2.1500	2800.0	110	49633	No
104	GOM_NL__2PRFIN20110827_081634_00000463106_00050_49633_7298.N1	27-AUG-2011 08:16:34	Straylight	45.500	18	24Alp PsA	1.1660	9700.0	91	49633	No
105	GOM_NL__2PRFIN20110827_082132_00000533106_00050_49633_7299.N1	27-AUG-2011 08:21:32	Bright	53.000	142	49Del Cap	2.8500	8900.0	106	49633	No
106	GOM_NL__2PRFIN20110827_082616_00000423106_00050_49633_7300.N1	27-AUG-2011 08:26:16	Bright	42.000	162	34Alp Aqr	2.9440	5350.0	84	49633	No
107	GOM_NL__2PRFIN20110827_082917_00000403106_00050_49633_7301.N1	27-AUG-2011 08:29:17	Bright	40.000	61	8Eps Peg	2.1000	3900.0	80	49633	No
108	GOM_NL__2PRFIN20110827_083645_00000443106_00050_49633_7302.N1	27-AUG-2011 08:36:45	Bright	44.000	164	44Eta Peg	2.9480	5400.0	88	49633	No
109	GOM_NL__2PRFIN20110827_084416_00000373106_00050_49633_7303.N1	27-AUG-2011 08:44:16	Bright	37.000	89	5Alp Cep	2.4510	8000.0	74	49633	No
110	GOM_NL__2PRFIN20110827_084730_00000443106_00050_49633_7304.N1	27-AUG-2011 08:47:30	Bright	43.500	74	11Bet Cas	2.2680	6600.0	87	49633	No
111	GOM_NL__2PRFIN20110827_084940_00000483106_00050_49633_7305.N1	27-AUG-2011 08:49:40	Bright	47.500	76	27Gam Cas	2.3000	30000.	95	49633	No
112	GOM_NL__2PRFIN20110827_090355_00000503106_00050_49633_7306.N1	27-AUG-2011 09:03:55	Bright	50.000	6	13Alp Aur	0.080000	3400.0	100	49633	No
113	GOM_NL__2PRFIN20110827_091217_00000553106_00050_49633_7307.N1	27-AUG-2011 09:12:17	Twilight	54.500	151	13Mu Gem	2.8900	3000.0	109	49633	No
114	GOM_NL__2PRFIN20110827_091359_00000493106_00050_49633_7308.N1	27-AUG-2011 09:13:59	Twilight	48.500	44	24Gam Gem	1.9280	11000.	97	49633	No
115	GOM_NL__2PRFIN20110827_091527_00000383106_00050_49633_7309.N1	27-AUG-2011 09:15:27	Twilight	37.500	153	3Bet CMi	2.8940	13100.	75	49633	No
116	GOM_NL__2PRFIN20110827_091812_00000633106_00050_49633_7310.N1	27-AUG-2011 09:18:12	Dark	63.000	14	58Alp Ori	0.87000	3000.0	126	49633	No
117	GOM_NL__2PRFIN20110827_092329_00000503106_00050_49633_7311.N1	27-AUG-2011 09:23:29	Dark	49.500	1	9Alp CMa	-1.4400	11000.	99	49633	No
118	GOM_NL__2PRFIN20110827_092706_00000543106_00050_49633_7312.N1	27-AUG-2011 09:27:06	Dark	54.000	101	11Alp Lep	2.5820	7000.0	108	49633	No
119	GOM_NL__2PRFIN20110827_094159_00000553106_00051_49634_7368.N1	27-AUG-2011 09:41:59	Dark	55.000	157	The1Eri	2.9060	9300.0	110	49634	No
120	GOM_NL__2PRFIN20110827_094429_00000473106_00051_49634_7369.N1	27-AUG-2011 09:44:29	Dark	47.000	9	Alp Eri	0.45300	24000.	94	49634	No
121	GOM_NL__2PRFIN20110827_095025_00000503106_00051_49634_7370.N1	27-AUG-2011 09:50:25	Straylight	50.000	84	Alp Phe	2.3970	4500.0	100	49634	No
122	GOM_NL__2PRFIN20110827_095209_00000443106_00051_49634_7371.N1	27-AUG-2011 09:52:09	Straylight	44.000	63	Bet Gru	2.1500	2800.0	88	49634	No
123	GOM_NL__2PRFIN20110827_095649_00000493106_00051_49634_7372.N1	27-AUG-2011 09:56:49	Straylight	49.000	18	24Alp PsA	1.1660	9700.0	98	49634	No
124	GOM_NL__2PRFIN20110827_100146_00000513106_00051_49634_7373.N1	27-AUG-2011 10:01:46	Bright	50.500	142	49Del Cap	2.8500	8900.0	101	49634	No
125	GOM_NL__2PRFIN20110827_100456_00000383106_00051_49634_7374.N1	27-AUG-2011 10:04:56	Bright	38.000	154	22Bet Aqr	2.8990	5700.0	76	49634	No
126	GOM_NL__2PRFIN20110827_100630_00000423106_00051_49634_7375.N1	27-AUG-2011 10:06:30	Bright	41.500	162	34Alp Aqr	2.9440	5350.0	83	49634	No
127	GOM_NL__2PRFIN20110827_100930_00000403106_00051_49634_7376.N1	27-AUG-2011 10:09:30	Bright	39.500	61	8Eps Peg	2.1000	3900.0	79	49634	No
128	GOM_NL__2PRFIN20110827_101658_00000483106_00051_49634_7377.N1	27-AUG-2011 10:16:58	Bright	47.500	164	44Eta Peg	2.9480	5400.0	95	49634	No
129	GOM_NL__2PRFIN20110827_102429_00000373106_00051_49634_7378.N1	27-AUG-2011 10:24:29	Bright	36.500	89	5Alp Cep	2.4510	8000.0	73	49634	No
130	GOM_NL__2PRFIN20110827_102743_00000433106_00051_49634_7379.N1	27-AUG-2011 10:27:43	Bright	42.500	74	11Bet Cas	2.2680	6600.0	85	49634	No
131	GOM_NL__2PRFIN20110827_102953_00000473106_00051_49634_7380.N1	27-AUG-2011 10:29:53	Bright	47.000	76	27Gam Cas	2.3000	30000.	94	49634	No
132	GOM_NL__2PRFIN20110827_104409_00000443106_00051_49634_7381.N1	27-AUG-2011 10:44:09	Bright	44.000	6	13Alp Aur	0.080000	3400.0	88	49634	No
133	GOM_NL__2PRFIN20110827_104738_00000433106_00051_49634_7382.N1	27-AUG-2011 10:47:38	Bright	43.000	107	37The Aur	2.6490	11000.	86	49634	No
134	GOM_NL__2PRFIN20110827_105231_00000503106_00051_49634_7383.N1	27-AUG-2011 10:52:31	Twilight	50.000	151	13Mu Gem	2.8900	3000.0	100	49634	No
135	GOM_NL__2PRFIN20110827_105413_00000503106_00051_49634_7384.N1	27-AUG-2011 10:54:13	Twilight	50.000	44	24Gam Gem	1.9280	11000.	100	49634	No
136	GOM_NL__2PRFIN20110827_105541_00000383106_00051_49634_7385.N1	27-AUG-2011 10:55:41	Twilight	38.000	153	3Bet CMi	2.8940	13100.	76	49634	No
137	GOM_NL__2PRFIN20110827_105827_00000653106_00051_49634_7386.N1	27-AUG-2011 10:58:27	Dark	65.000	14	58Alp Ori	0.87000	3000.0	130	49634	No
138	GOM_NL__2PRFIN20110827_110343_00000493106_00051_49634_7387.N1	27-AUG-2011 11:03:43	Dark	49.000	1	9Alp CMa	-1.4400	11000.	98	49634	No
139	GOM_NL__2PRFIN20110827_110721_00000543106_00051_49634_7388.N1	27-AUG-2011 11:07:21	Dark	53.500	101	11Alp Lep	2.5820	7000.0	107	49634	No
140	GOM_NL__2PRFIN20110827_112214_00000543106_00052_49635_7393.N1	27-AUG-2011 11:22:14	Dark	54.000	157	The1Eri	2.9060	9300.0	108	49635	No
141	GOM_NL__2PRFIN20110827_112443_00000463106_00052_49635_7394.N1	27-AUG-2011 11:24:43	Dark	45.500	9	Alp Eri	0.45300	24000.	91	49635	No
142	GOM_NL__2PRFIN20110827_113040_00000473106_00052_49635_7395.N1	27-AUG-2011 11:30:40	Straylight	47.000	84	Alp Phe	2.3970	4500.0	94	49635	No
143	GOM_NL__2PRFIN20110827_113223_00000453106_00052_49635_7396.N1	27-AUG-2011 11:32:23	Straylight	44.500	63	Bet Gru	2.1500	2800.0	89	49635	No
144	GOM_NL__2PRFIN20110827_113703_00000503106_00052_49635_7397.N1	27-AUG-2011 11:37:03	Straylight	50.000	18	24Alp PsA	1.1660	9700.0	100	49635	No
145	GOM_NL__2PRFIN20110827_114200_00000463106_00052_49635_7398.N1	27-AUG-2011 11:42:00	Bright	46.000	142	49Del Cap	2.8500	8900.0	92	49635	No
146	GOM_NL__2PRFIN20110827_114643_00000423106_00052_49635_7399.N1	27-AUG-2011 11:46:43	Bright	41.500	162	34Alp Aqr	2.9440	5350.0	83	49635	No
147	GOM_NL__2PRFIN20110827_114944_00000383106_00052_49635_7400.N1	27-AUG-2011 11:49:44	Bright	38.000	61	8Eps Peg	2.1000	3900.0	76	49635	No
148	GOM_NL__2PRFIN20110827_115711_00000463106_00052_49635_7401.N1	27-AUG-2011 11:57:11	Bright	45.500	164	44Eta Peg	2.9480	5400.0	91	49635	No
149	GOM_NL__2PRFIN20110827_120443_00000383106_00052_49635_7402.N1	27-AUG-2011 12:04:43	Bright	38.000	89	5Alp Cep	2.4510	8000.0	76	49635	No
150	GOM_NL__2PRFIN20110827_120757_00000443106_00052_49635_7403.N1	27-AUG-2011 12:07:57	Bright	44.000	74	11Bet Cas	2.2680	6600.0	88	49635	No
151	GOM_NL__2PRFIN20110827_121007_00000463106_00052_49635_7404.N1	27-AUG-2011 12:10:07	Bright	46.000	76	27Gam Cas	2.3000	30000.	92	49635	No
152	GOM_NL__2PRFIN20110827_122423_00000443106_00052_49635_7405.N1	27-AUG-2011 12:24:23	Bright	44.000	6	13Alp Aur	0.080000	3400.0	88	49635	No
153	GOM_NL__2PRFIN20110827_122752_00000463106_00052_49635_7406.N1	27-AUG-2011 12:27:52	Bright	46.000	107	37The Aur	2.6490	11000.	92	49635	No
154	GOM_NL__2PRFIN20110827_123245_00000543106_00052_49635_7407.N1	27-AUG-2011 12:32:45	Twilight	54.000	151	13Mu Gem	2.8900	3000.0	108	49635	No
155	GOM_NL__2PRFIN20110827_123428_00000493106_00052_49635_7408.N1	27-AUG-2011 12:34:28	Twilight	48.500	44	24Gam Gem	1.9280	11000.	97	49635	No
156	GOM_NL__2PRFIN20110827_123555_00000423106_00052_49635_7409.N1	27-AUG-2011 12:35:55	Twilight	41.500	153	3Bet CMi	2.8940	13100.	83	49635	No
157	GOM_NL__2PRFIN20110827_123842_00000643106_00052_49635_7410.N1	27-AUG-2011 12:38:42	Dark	64.000	14	58Alp Ori	0.87000	3000.0	128	49635	No
158	GOM_NL__2PRFIN20110827_124358_00000483106_00052_49635_7411.N1	27-AUG-2011 12:43:58	Dark	47.500	1	9Alp CMa	-1.4400	11000.	95	49635	No
159	GOM_NL__2PRFIN20110827_124736_00000543106_00052_49635_7412.N1	27-AUG-2011 12:47:36	Dark	53.500	101	11Alp Lep	2.5820	7000.0	107	49635	No
160	GOM_NL__2PRFIN20110827_130229_00000553106_00053_49636_7431.N1	27-AUG-2011 13:02:29	Dark	54.500	157	The1Eri	2.9060	9300.0	109	49636	No

279	GOM_NL__2PRFIN20110827_224906_00000533106_00058_49641_7671.N1	27-AUG-2011 22:49:06	Dark	53.000	101	11Alp Lep	2.5820	7000.0	106	49641	No
280	GOM_NL__2PRFIN20110827_230400_00000543106_00059_49642_7662.N1	27-AUG-2011 23:04:00	Dark	53.500	157	The1Eri	2.9060	9300.0	107	49642	No
281	GOM_NL__2PRFIN20110827_230625_00000443106_00059_49642_7663.N1	27-AUG-2011 23:06:25	Dark	43.500	9	Alp Eri	0.45300	24000.	87	49642	No
282	GOM_NL__2PRFIN20110827_231222_00000483106_00059_49642_7664.N1	27-AUG-2011 23:12:22	Straylight	47.500	84	Alp Phe	2.3970	4500.0	95	49642	No
283	GOM_NL__2PRFIN20110827_231842_00000473106_00059_49642_7665.N1	27-AUG-2011 23:18:42	Straylight	47.000	18	24Alp PsA	1.1660	9700.0	94	49642	No
284	GOM_NL__2PRFIN20110827_232338_00000443106_00059_49642_7666.N1	27-AUG-2011 23:23:38	Bright	43.500	142	49Del Cap	2.8500	8900.0	87	49642	No
285	GOM_NL__2PRFIN20110827_232648_00000403106_00059_49642_7667.N1	27-AUG-2011 23:26:48	Bright	39.500	154	22Bet Aqr	2.8990	5700.0	79	49642	No
286	GOM_NL__2PRFIN20110827_232821_00000423106_00059_49642_7668.N1	27-AUG-2011 23:28:21	Bright	41.500	162	34Alp Aqr	2.9440	5350.0	83	49642	No
287	GOM_NL__2PRFIN20110827_233121_00000393106_00059_49642_7669.N1	27-AUG-2011 23:31:21	Bright	39.000	61	8Eps Peg	2.1000	3900.0	78	49642	No
288	GOM_NL__2PRFIN20110827_233845_00000473106_00059_49642_7670.N1	27-AUG-2011 23:38:45	Bright	46.500	164	44Eta Peg	2.9480	5400.0	93	49642	No
289	GOM_NL__2PRFIN20110827_234620_00000353106_00059_49642_7671.N1	27-AUG-2011 23:46:20	Bright	35.000	89	5Alp Cep	2.4510	8000.0	70	49642	No
290	GOM_NL__2PRFIN20110827_234929_00000463106_00059_49642_7672.N1	27-AUG-2011 23:49:29	Bright	45.500	74	11Bet Cas	2.2680	6600.0	91	49642	No
291	GOM_NL__2PRFIN20110827_235139_00000463106_00059_49642_7673.N1	27-AUG-2011 23:51:39	Bright	46.000	76	27Gam Cas	2.3000	30000.	92	49642	No

3. Quality information per product

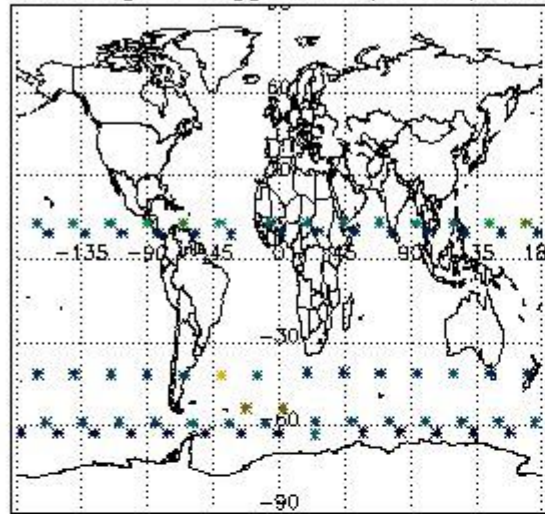
In this section it is plotted some information contained in the Quality Summary data set of the level 2 products. Only products in dark limb conditions and without errors (error flag in the MPH set to "0") are used.

3.1 Plot quality information per product (time dependant)

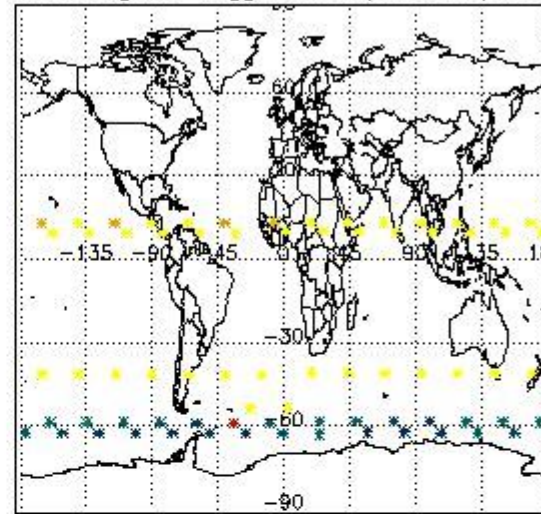


3.2 Plot quality information per product (world map)


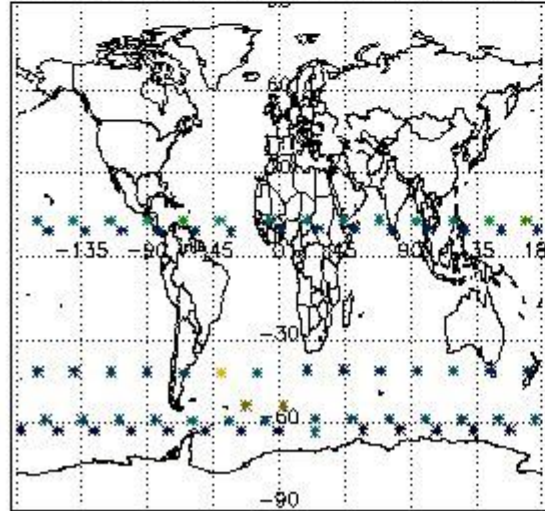
Percentage of flagged data per O3 profile



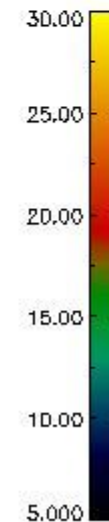
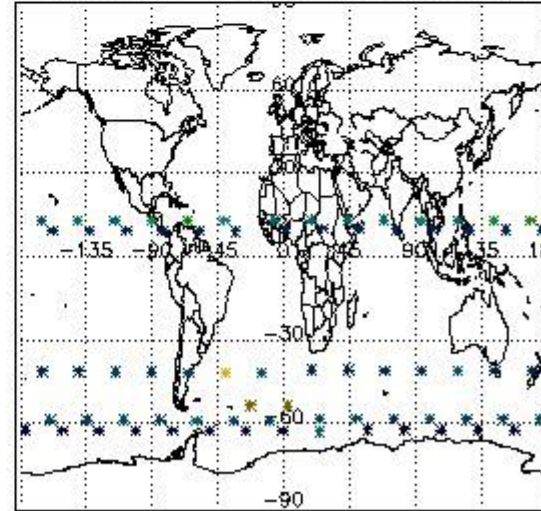
Percentage of flagged data per H2O profile



Percentage of flagged data per NO2 profile



Percentage of flagged data per NO3 profile

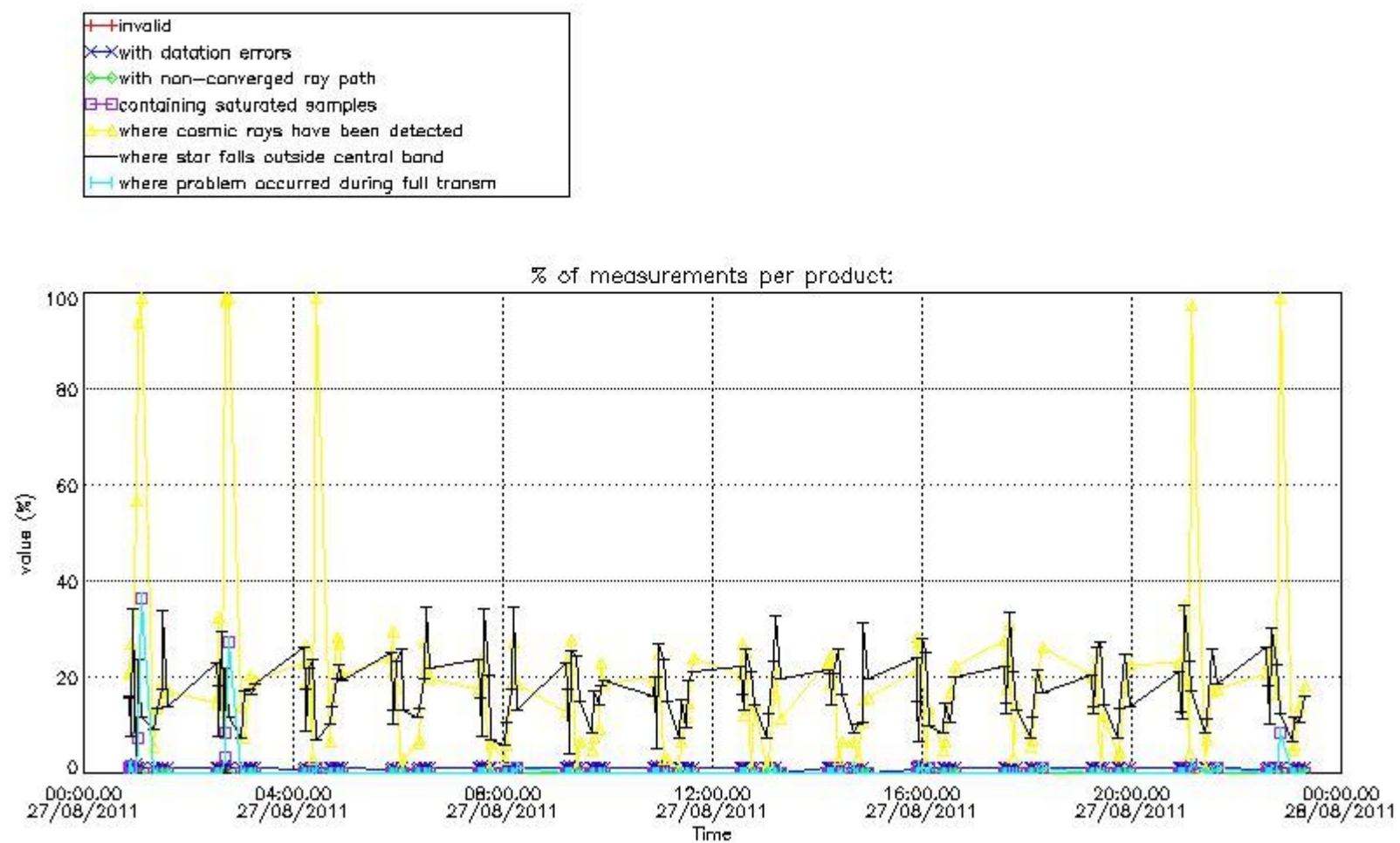


4. Level 1 quality information per product

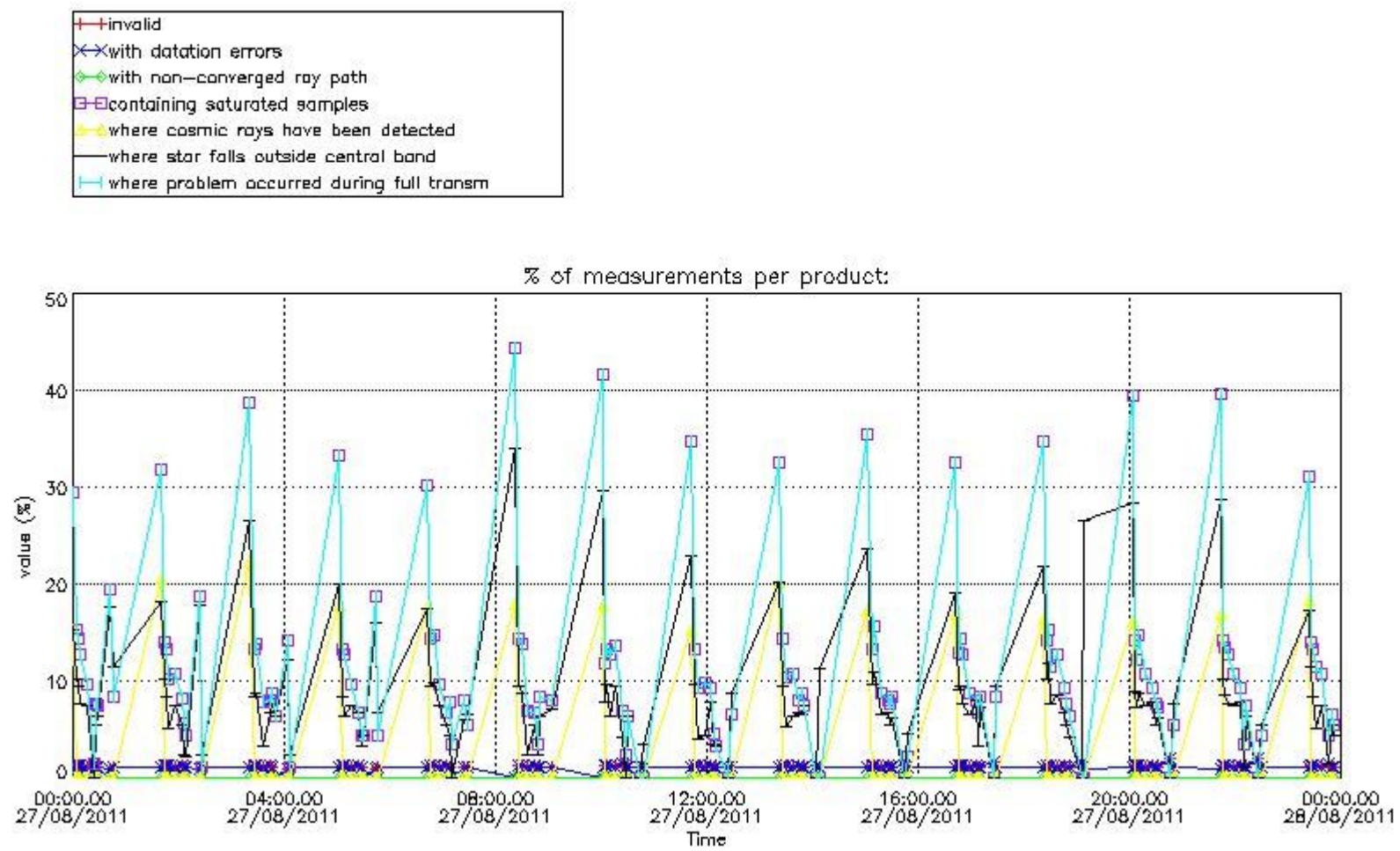
In this section it is plotted some information contained in the Quality Summary data set of the level 2 products that comes from the level 1b processing. Products without errors (error flag in the MPH set to "0") are used.

4.1 Plot quality information per product (time dependant) coming from level 1b processing

4.1.1 Plot level 1 quality information per product (time dependant): ENVISAT ASCENDING passes



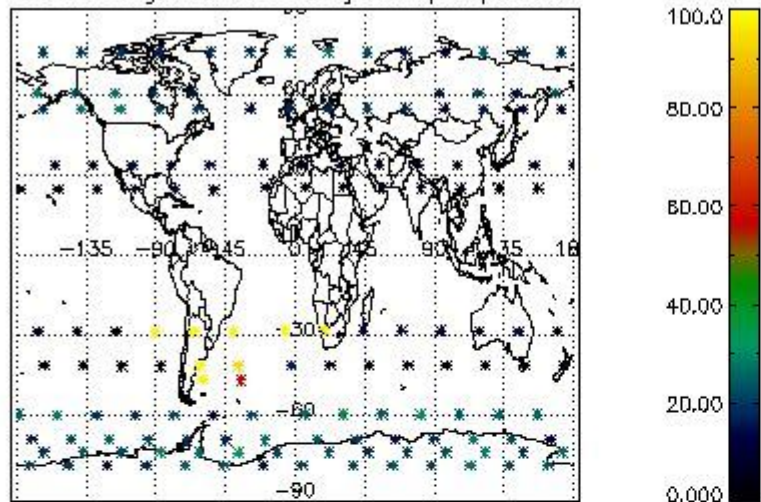
4.1.2 Plot level 1 quality information per product (time dependant): ENVI SAT DESCENDING passes



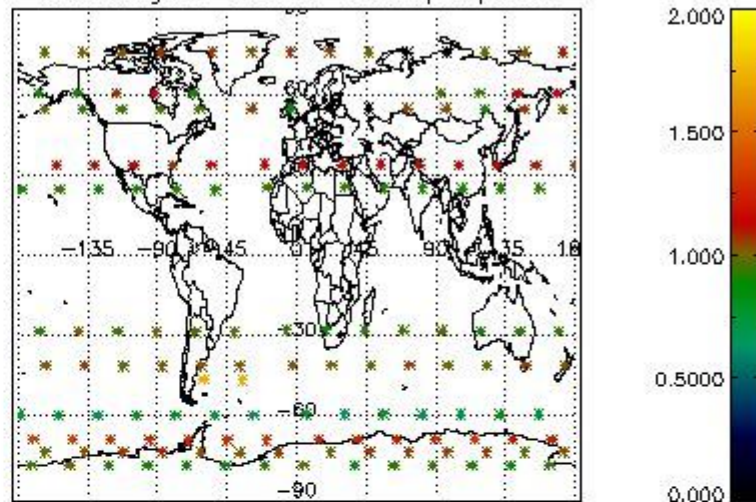
4.2 Plot quality information per product coming from level 1b processing (world map)

4.2.1 Plot level 1 quality information per product (world map): ENVISAT ASCENDING passes

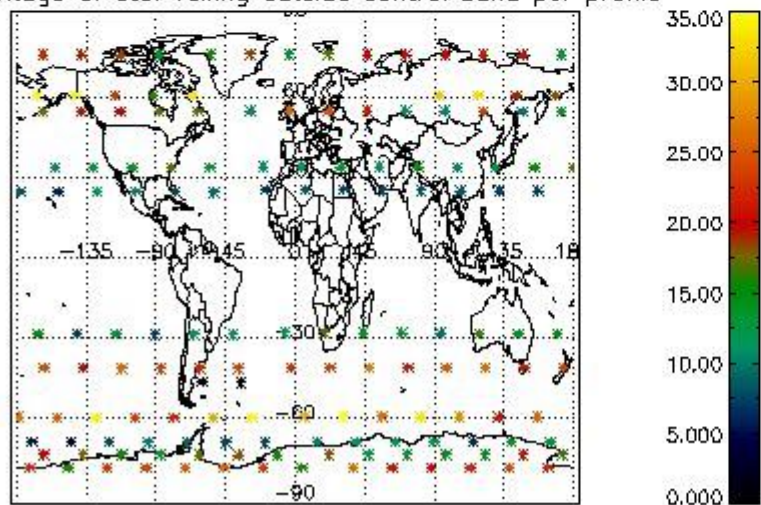
Percentage of cosmic ray hits per profile



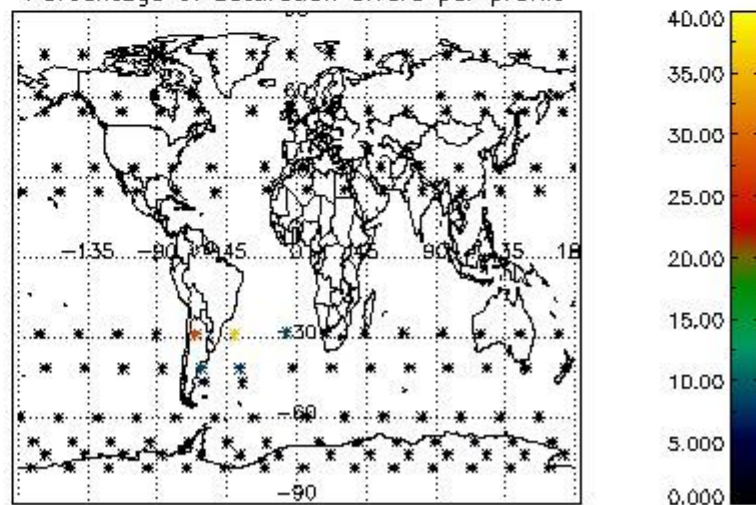
Percentage of datation errors per profile



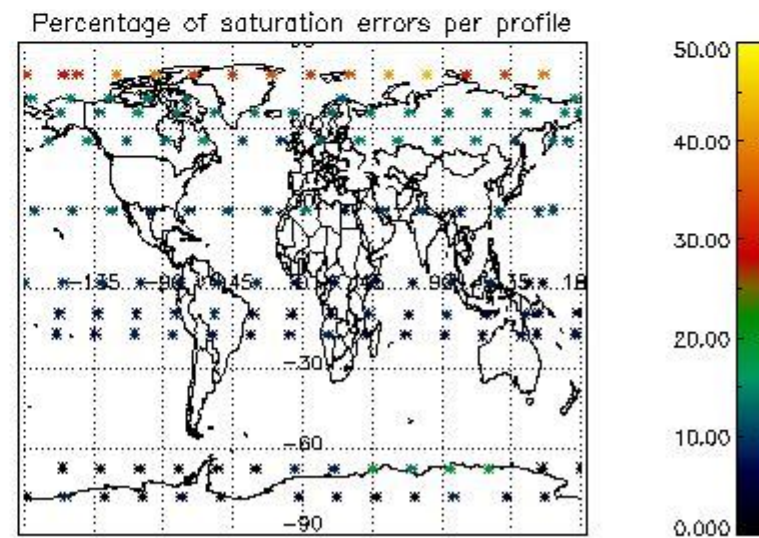
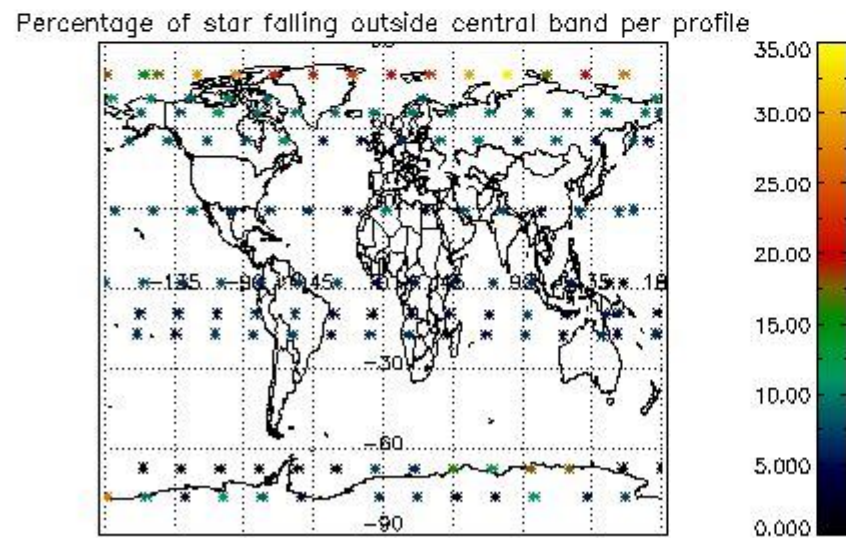
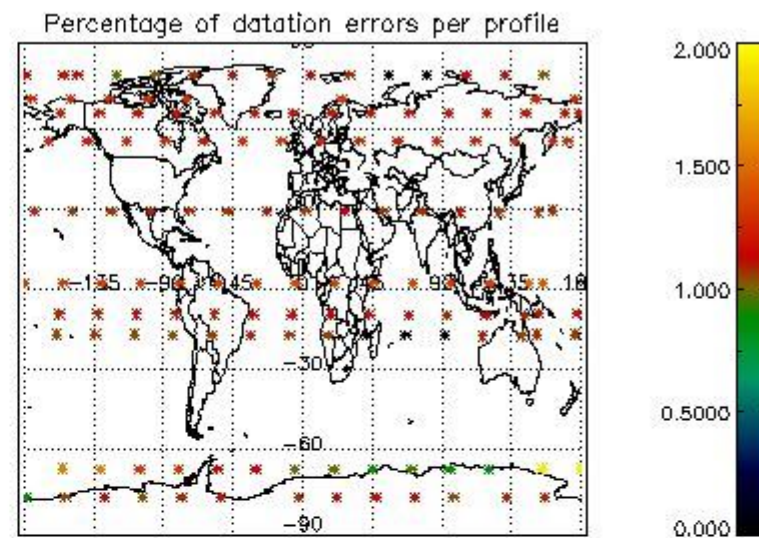
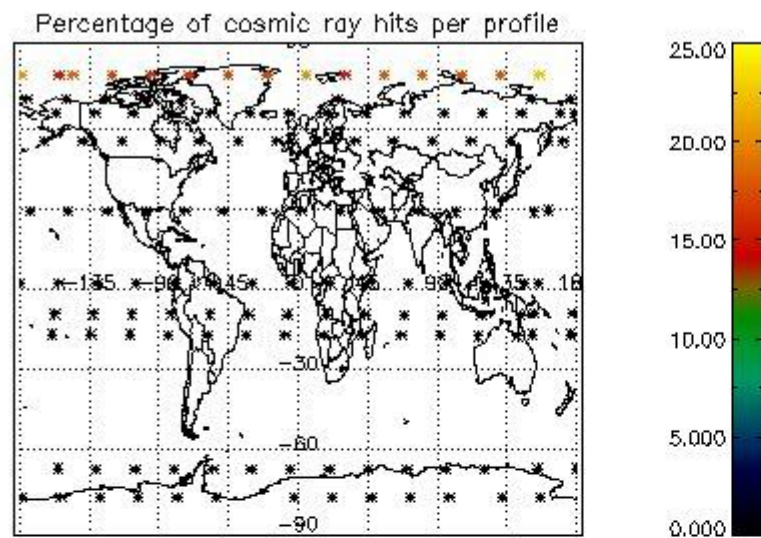
Percentage of star falling outside central band per profile



Percentage of saturation errors per profile



4.2.2 Plot level 1 quality information per product (world map): ENVISAT DESCENDING passes



5. Trace gas profiles

5.1 Ozone statistics based on quality of products

The final quality of the products can be "measured" using the STD (Standard Deviation) attached to every point profile. This information is written to the parameter GOM_NL__2P/NL_LOCAL_SPECIES_DENSITY/o3_std of the level 2 products. The table below shows the statistics for given STD ranges.

The statistics are given with respect to the overall valid production:

- Products without fatal errors: GOM_NL__2P/MPH/PRODUCT_ERR=0
- Valid point profile: GOM_NL__2P/NL_LOCAL_SPECIES_DENSITY/pcd(0)=0

The 'Criteria' is applied to valid points of dark limb products:

- Products in dark limb illumination condition: GOM_NL__2P/NL_SUMMARY_QUALITY/obs_ill_cond=0
- Products without fatal errors: GOM_NL__2P/MPH/PRODUCT_ERR=0
- Valid point profile: GOM_NL__2P/NL_LOCAL_SPECIES_DENSITY/pcd(0)=0

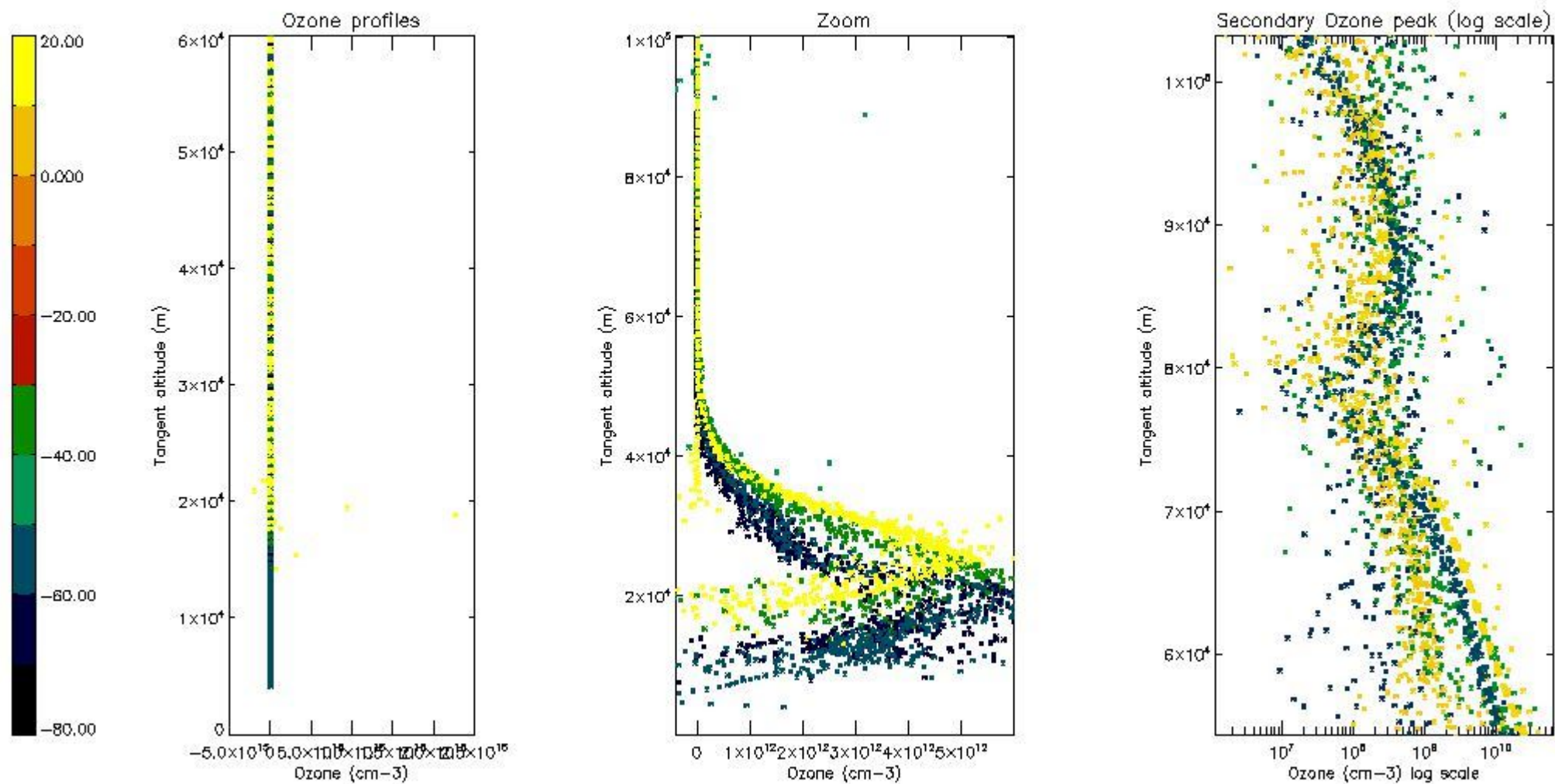
So, the table below shows the percentage of dark limb and valid observations for each criteria with respect to the overall valid daily observations.

Criteria	% of total production
All STD	29
STD < 20	14

STD < 10	11
STD < 5	7

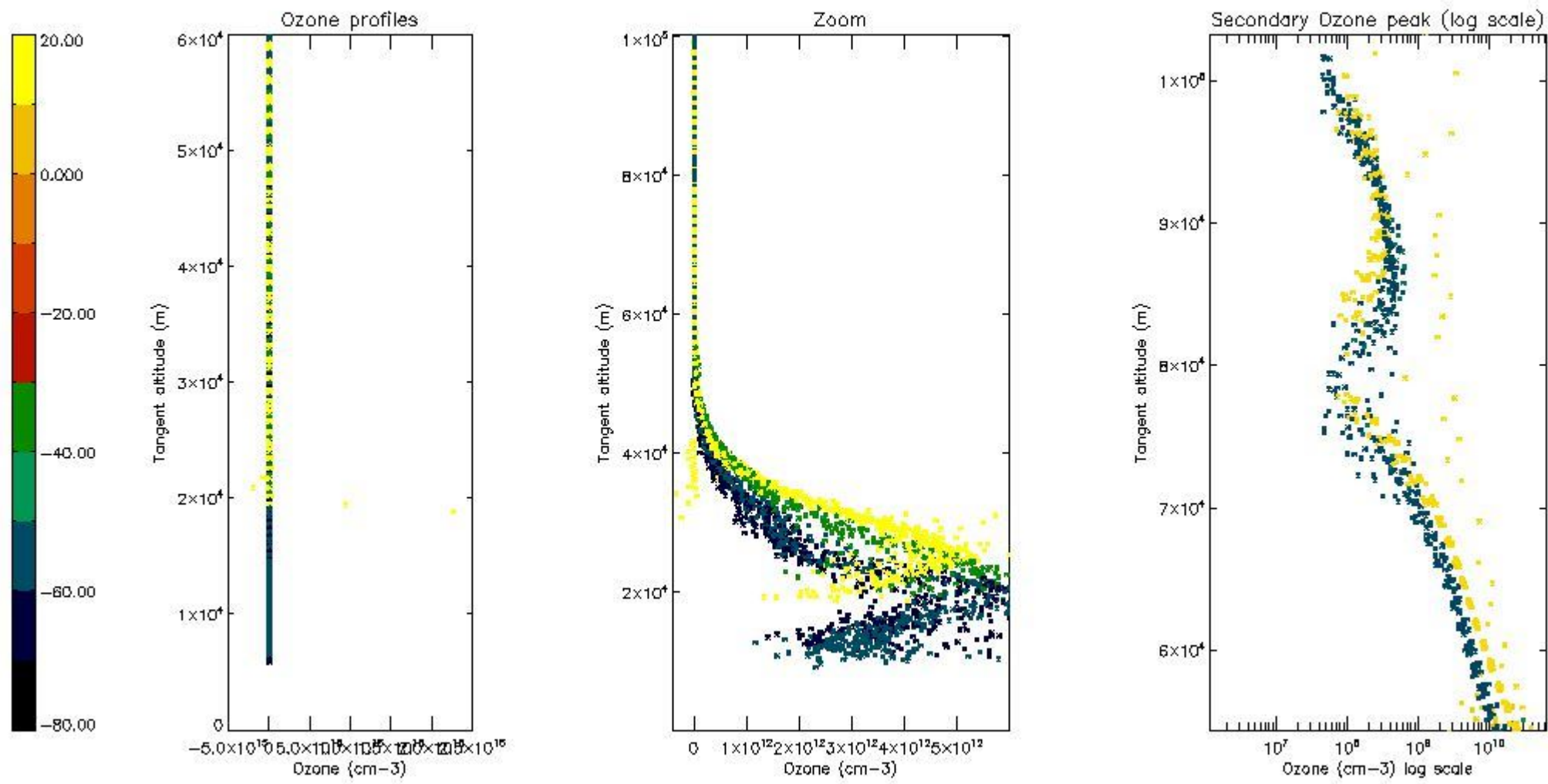
5.2 Plot ozone profiles for all STD (dark without errors)

The colorbar represents the latitude.



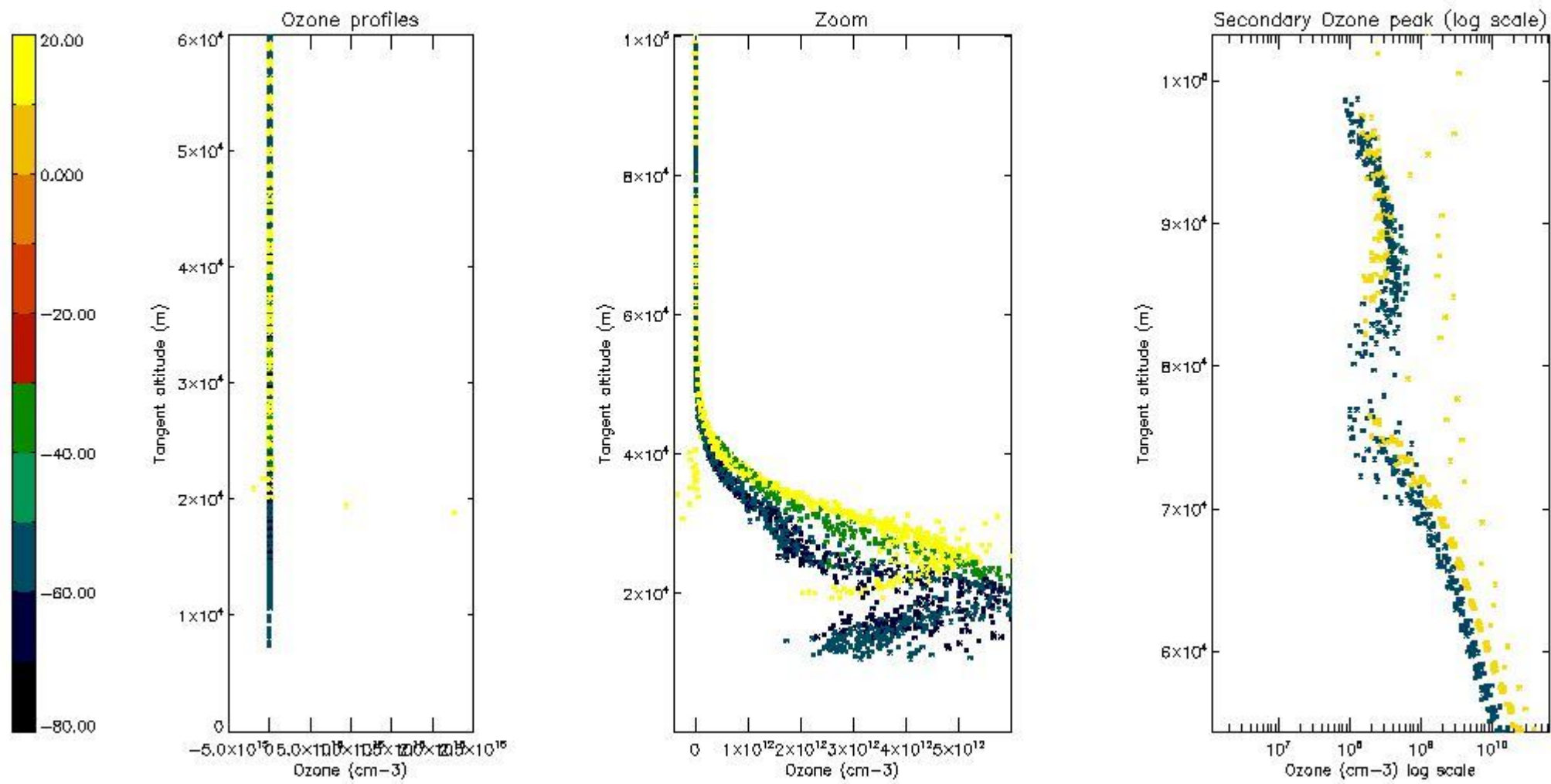
5.3 Plot ozone profiles where STD < 20% (dark without errors)

The colorbar represents the latitude.



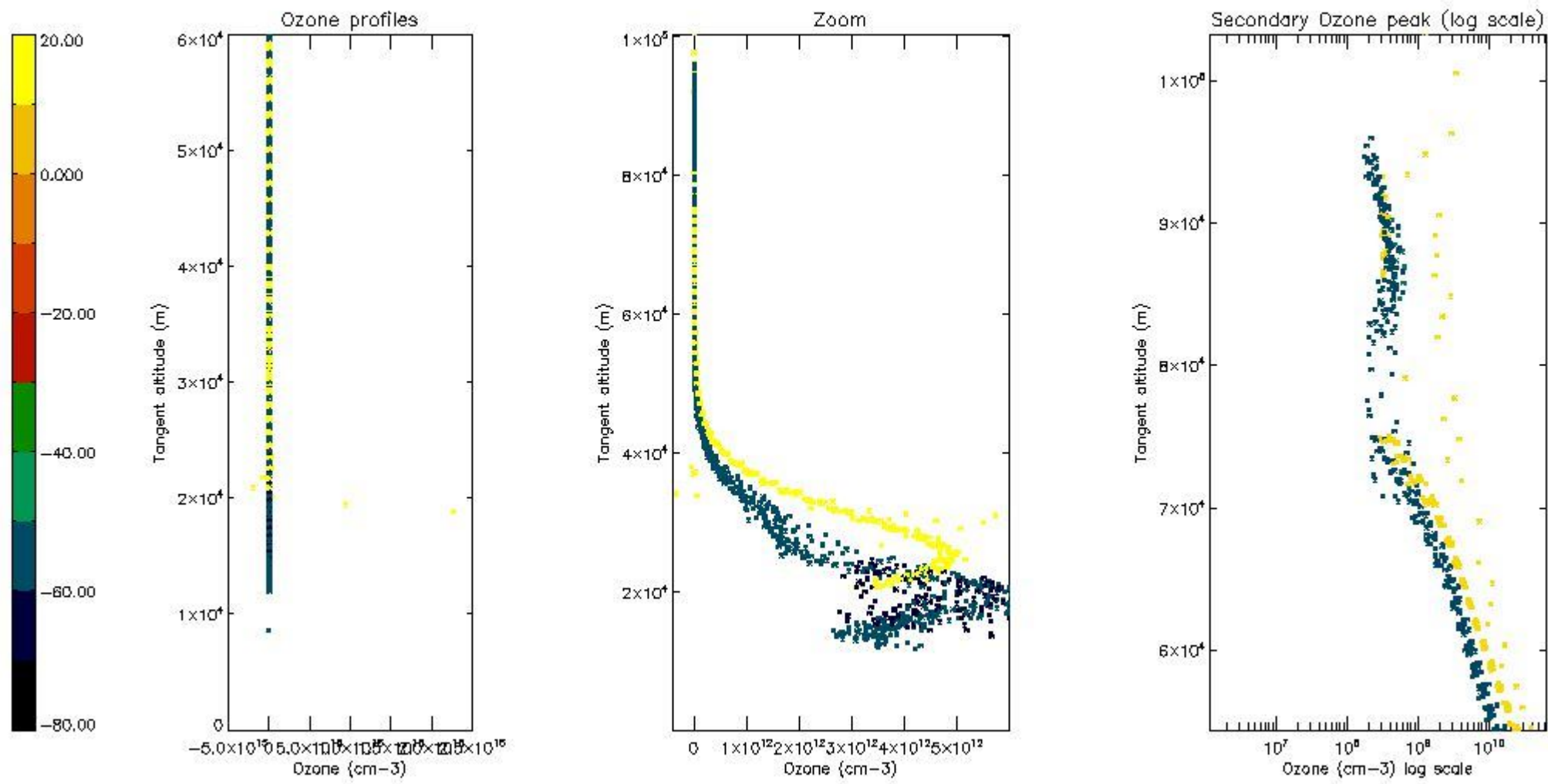
5.4 Plot ozone profiles where STD < 10% (dark without errors)

The colorbar represents the latitude.



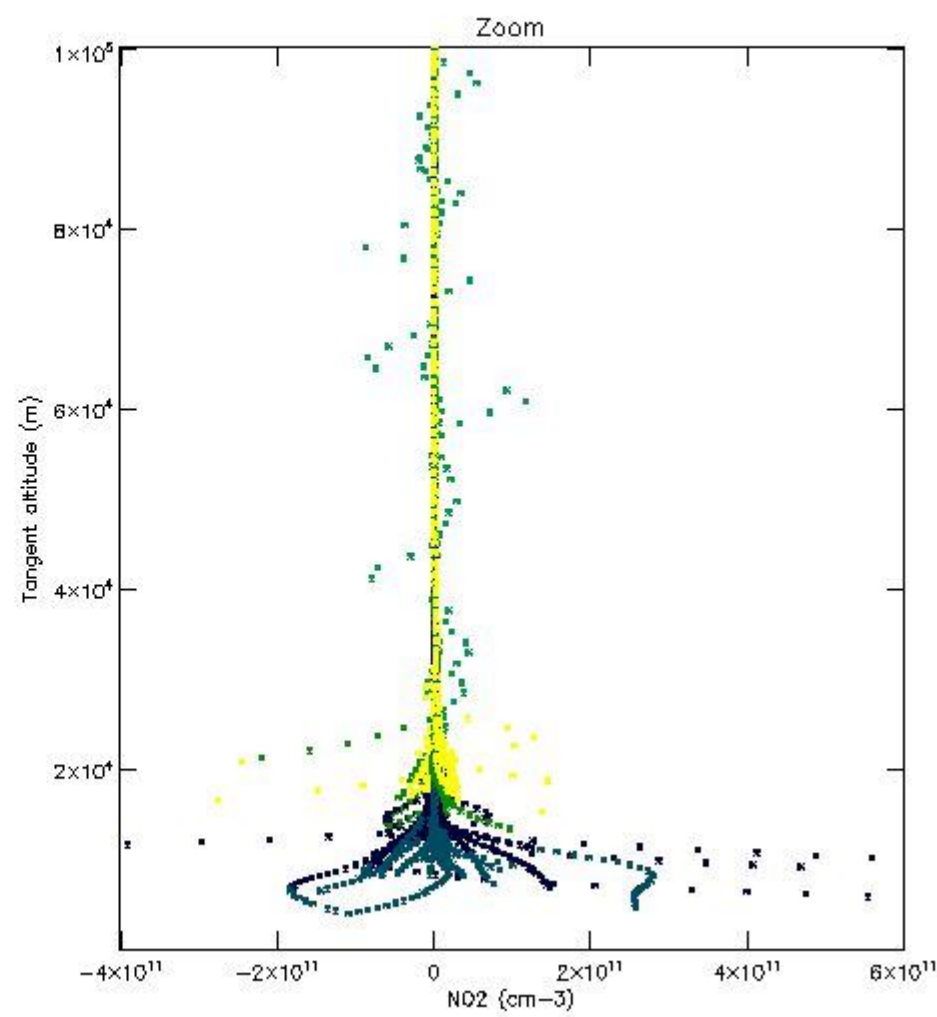
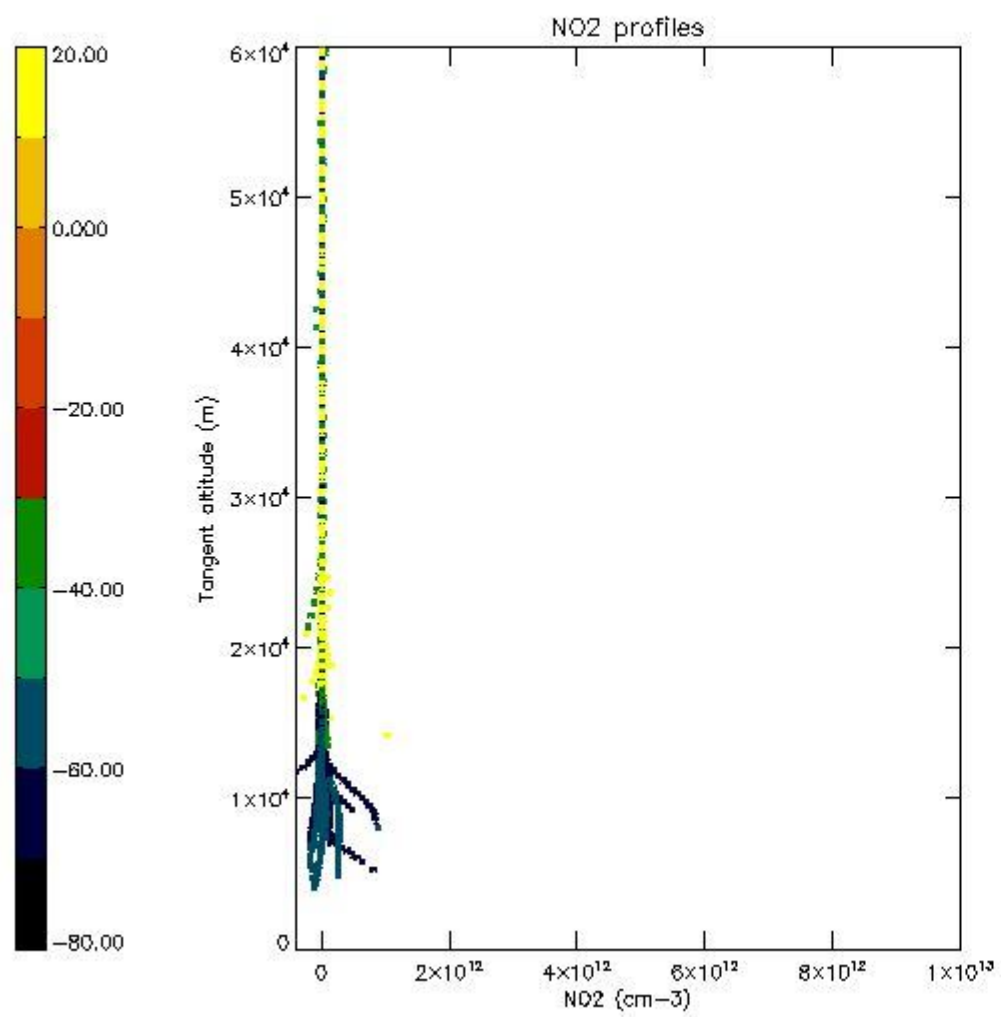
5.5 Plot ozone profiles where STD < 5% (dark without errors)

The colorbar represents the latitude.



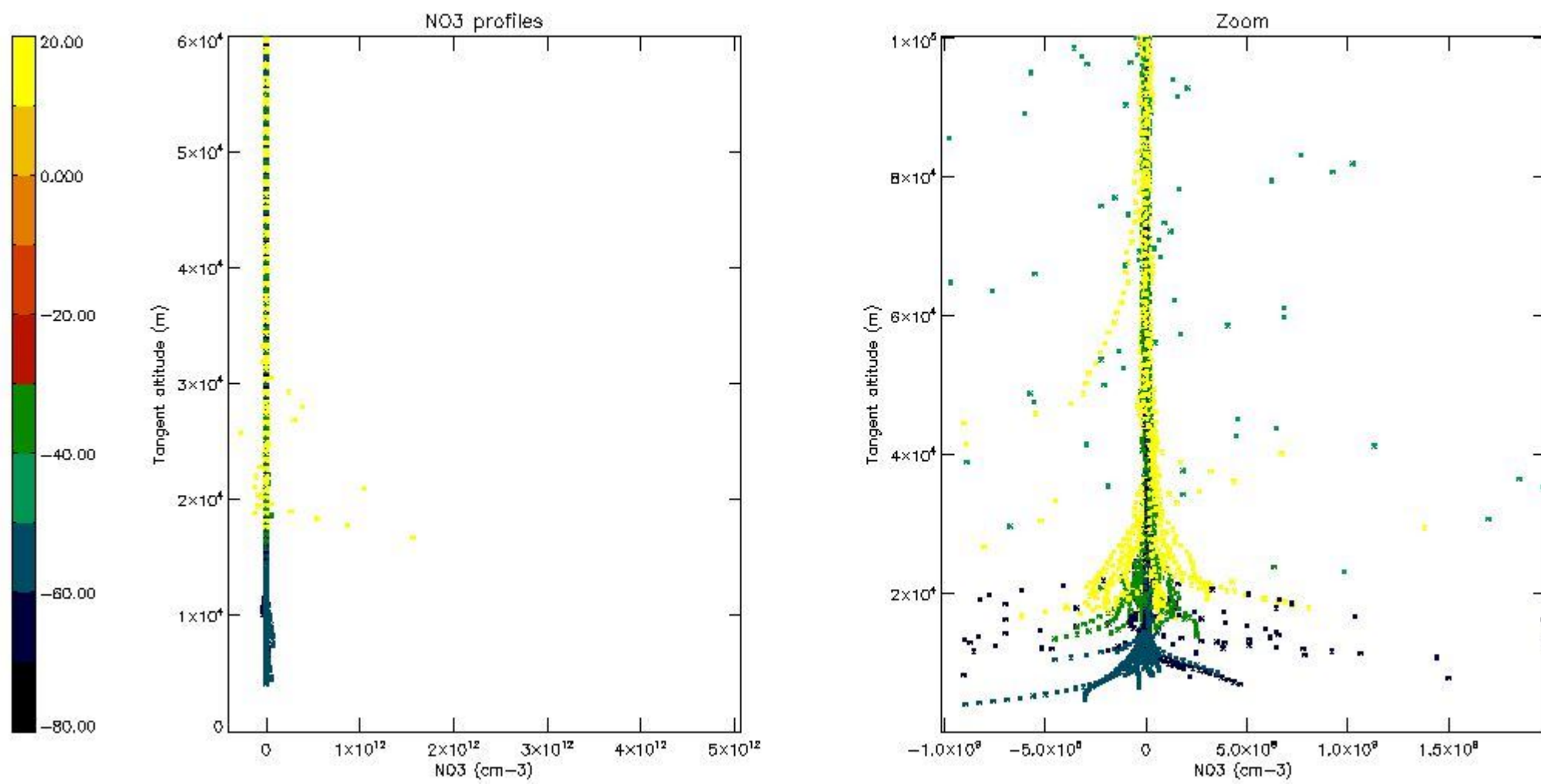
5.6 Plot NO₂ profiles for all STD (dark without errors)

The colorbar represents the latitude.



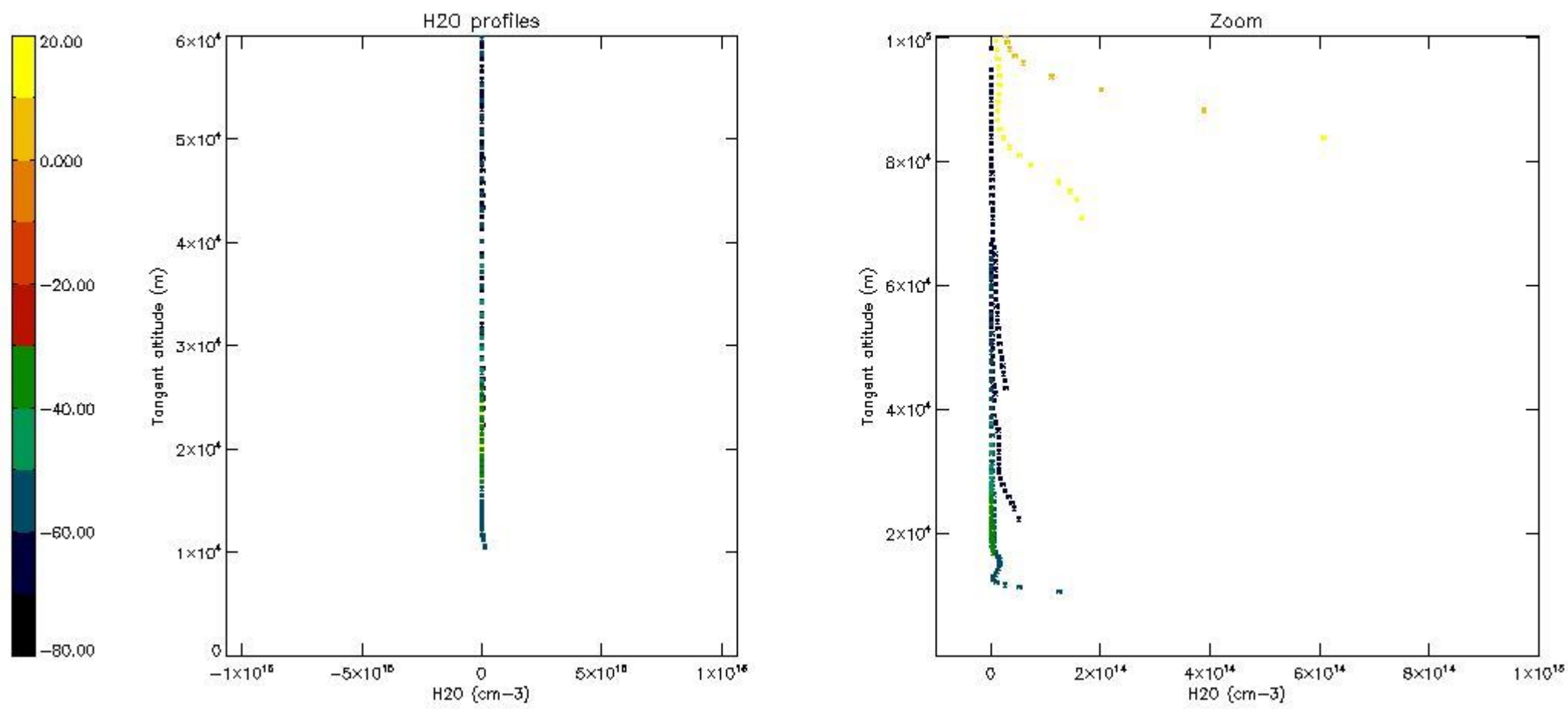
5.7 Plot NO3 profiles for all STD (dark without errors)

The colorbar represents the latitude.



5.8 Plot H2O profiles for all STD (only for occultations of stars 1,2,3,4,13,14,16,26,63 dark without errors)

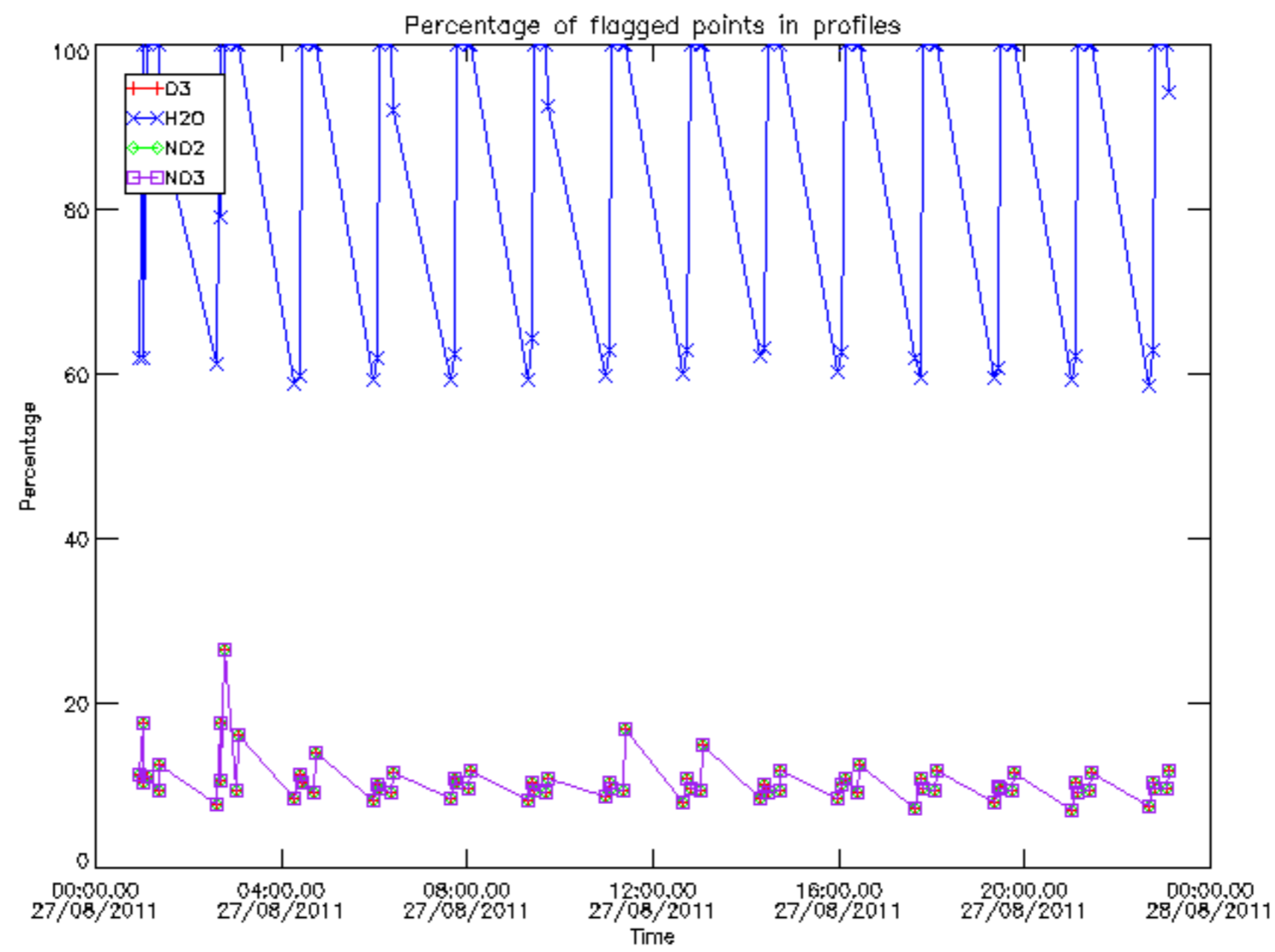
The colorbar represents the latitude.



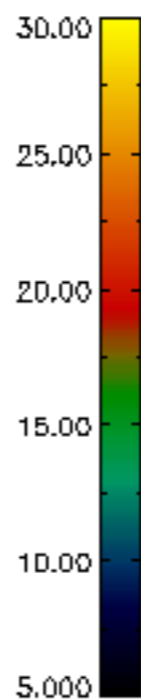
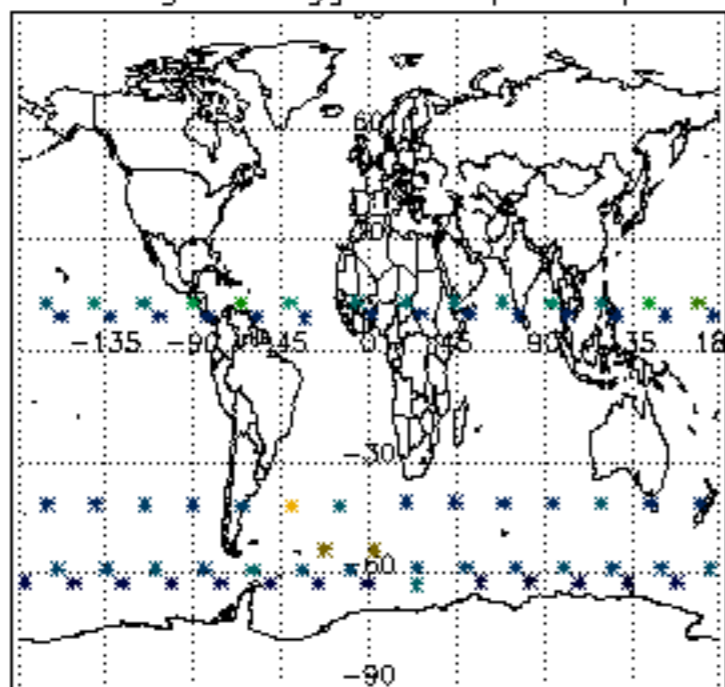
6. Auxiliary Data Files used for the production reported in section 2

The number reported in the third column indicates since which file (see list in section 2) the corresponding auxiliary file has been used. The fourth column is the date of those product files.

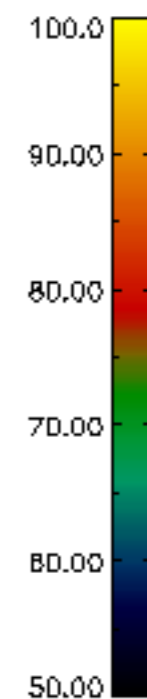
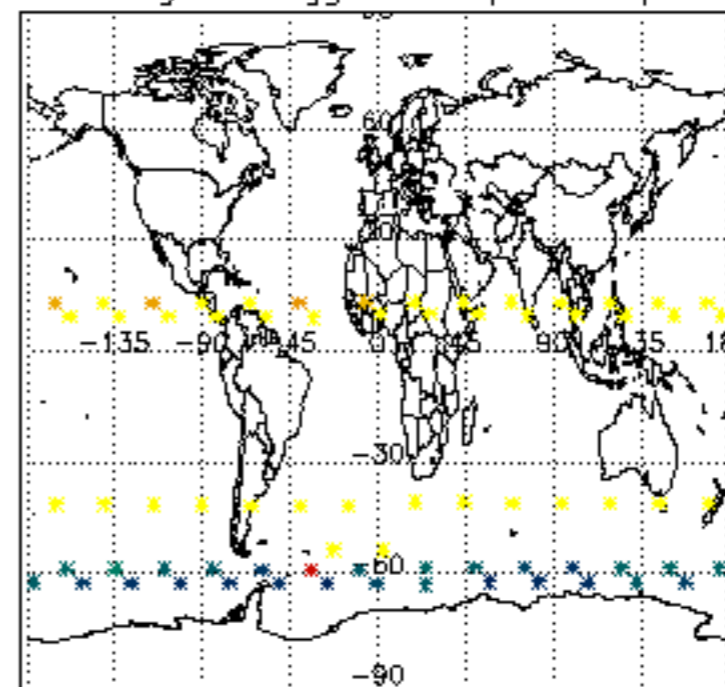
Type	Auxiliary Filename	Used since product	Used since product date
INST_PHYS_CHARACTERISTICS	GOM_INS_AXVIEC20091111_143220_20030716_120000_20500101_000000	1	27-AUG-2011 00:00:21
LEVEL-2_PROC_CONFIG	GOM_PR2_AXVIEC20091111_152718_20020301_000000_20500101_000000	1	27-AUG-2011 00:00:21
CROSS_SECTIONS_FILE	GOM_CRS_AXVIEC20091111_154832_20020301_000000_20500101_000000	1	27-AUG-2011 00:00:21



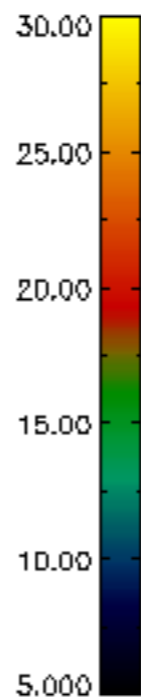
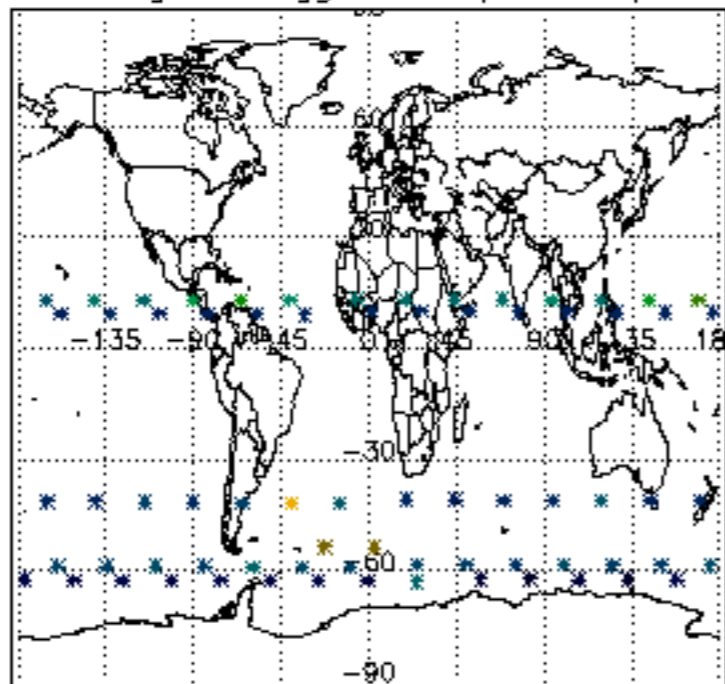
Percentage of flagged data per D3 profile



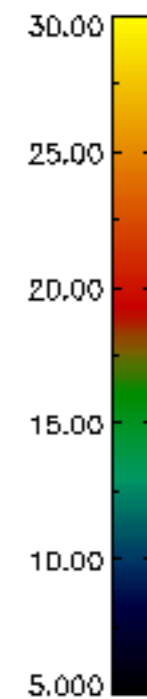
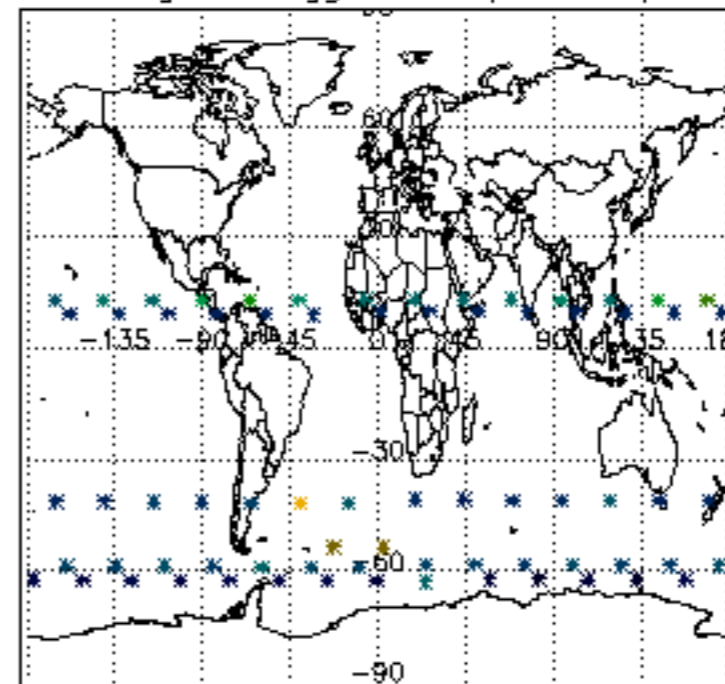
Percentage of flagged data per H2O profile

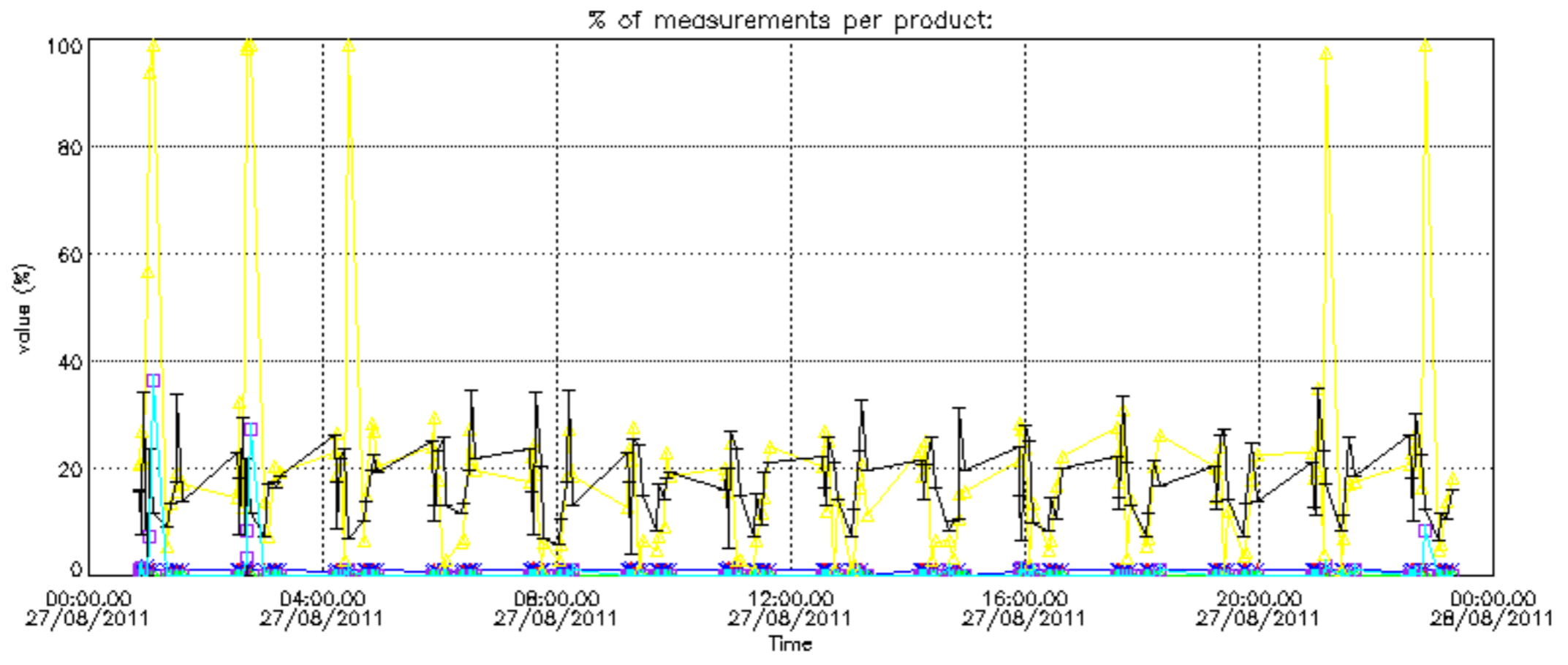


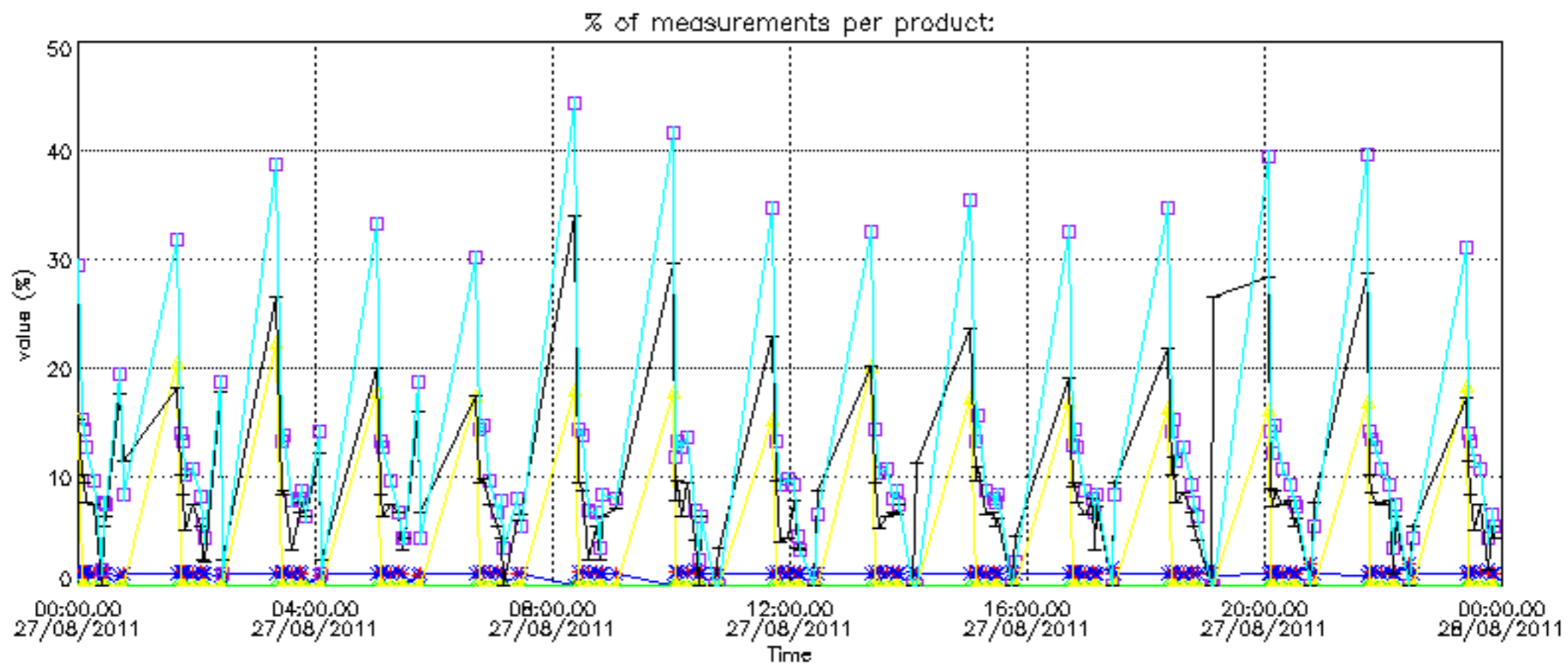
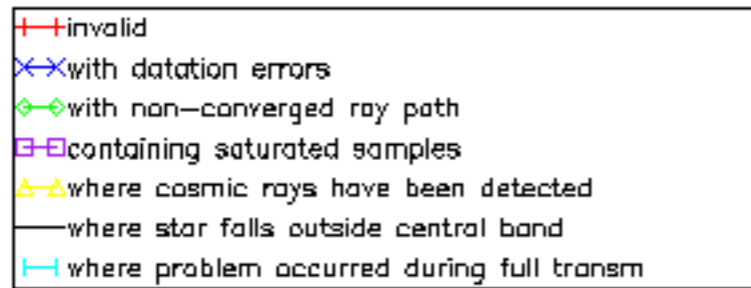
Percentage of flagged data per NO2 profile



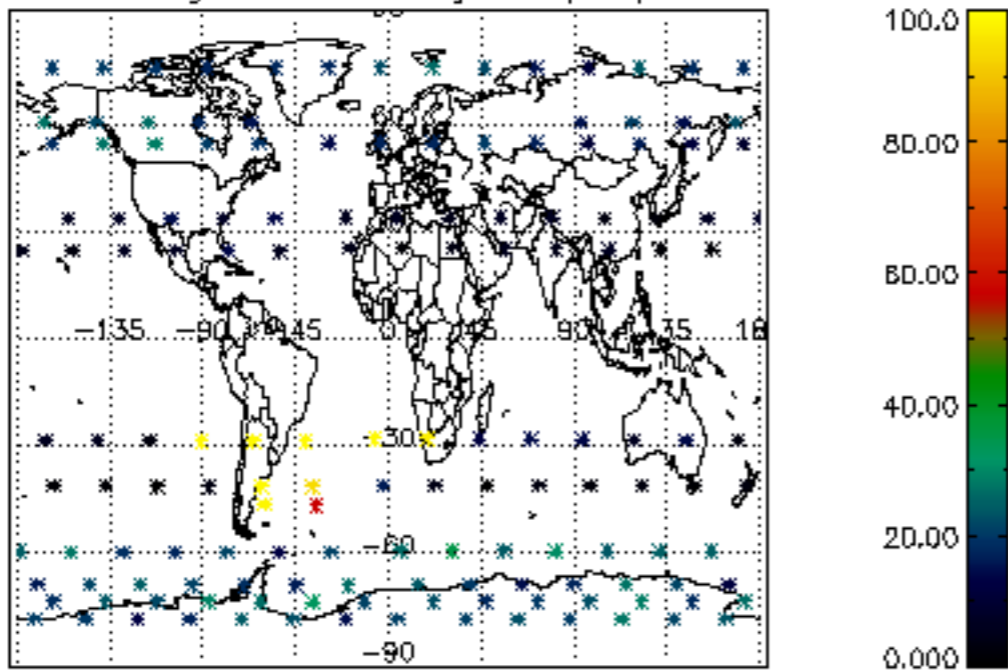
Percentage of flagged data per NO3 profile



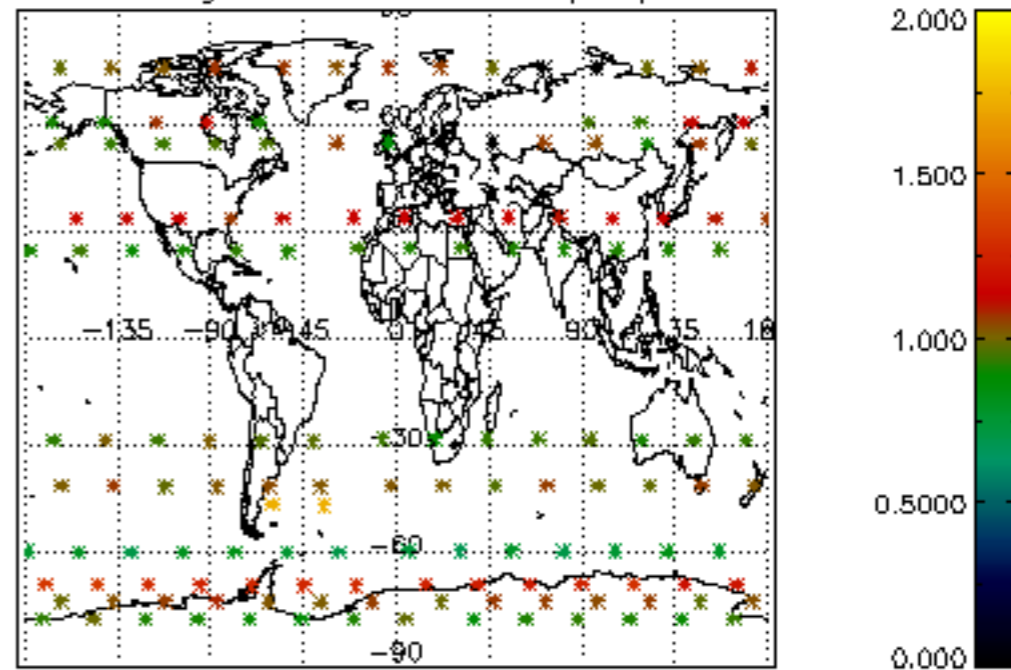




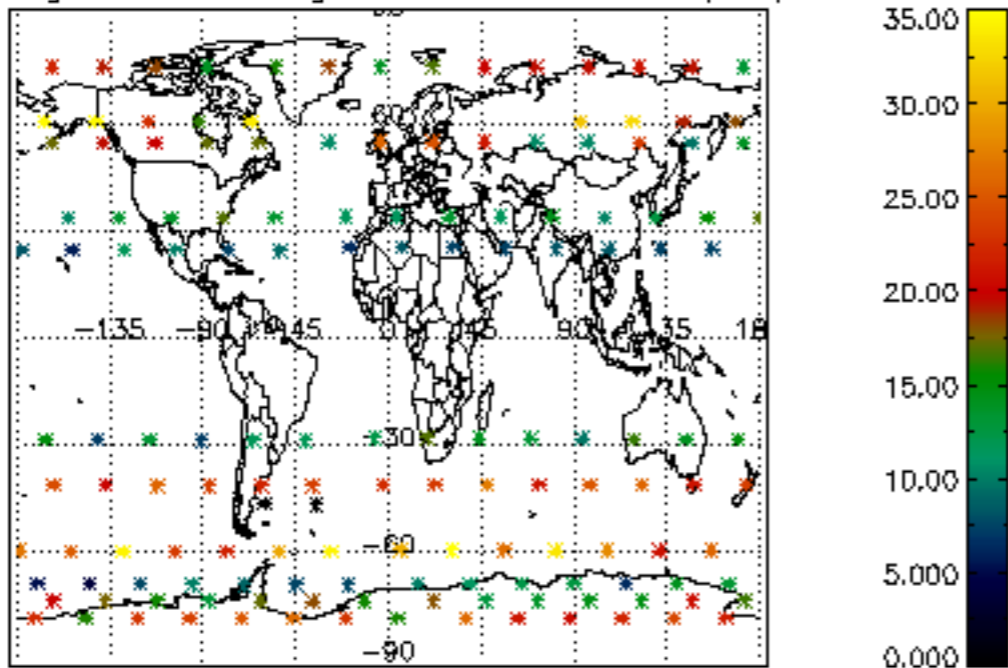
Percentage of cosmic ray hits per profile



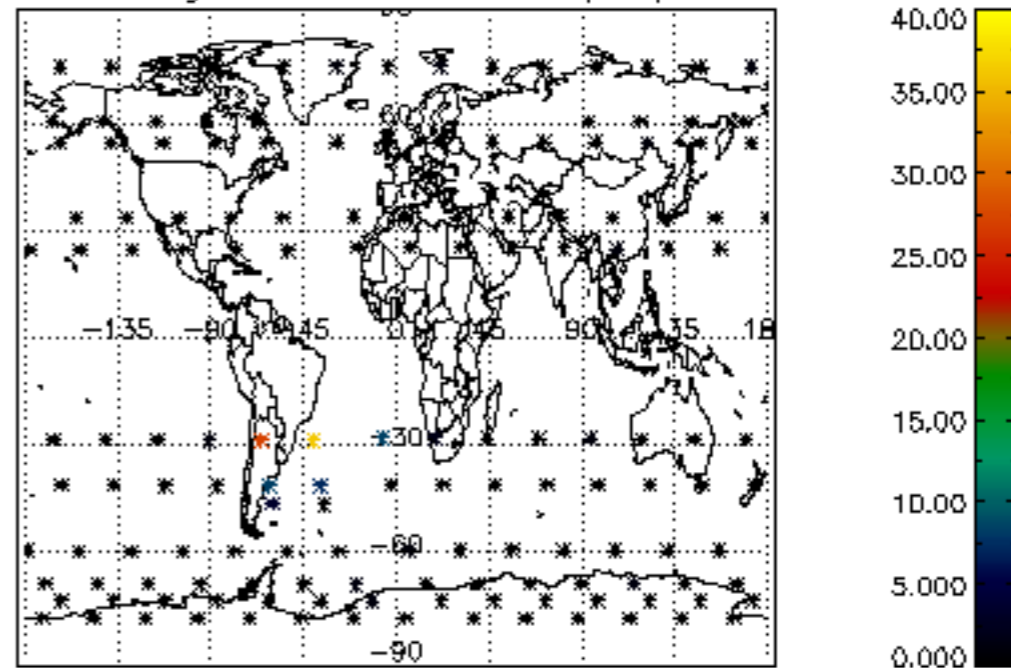
Percentage of datation errors per profile



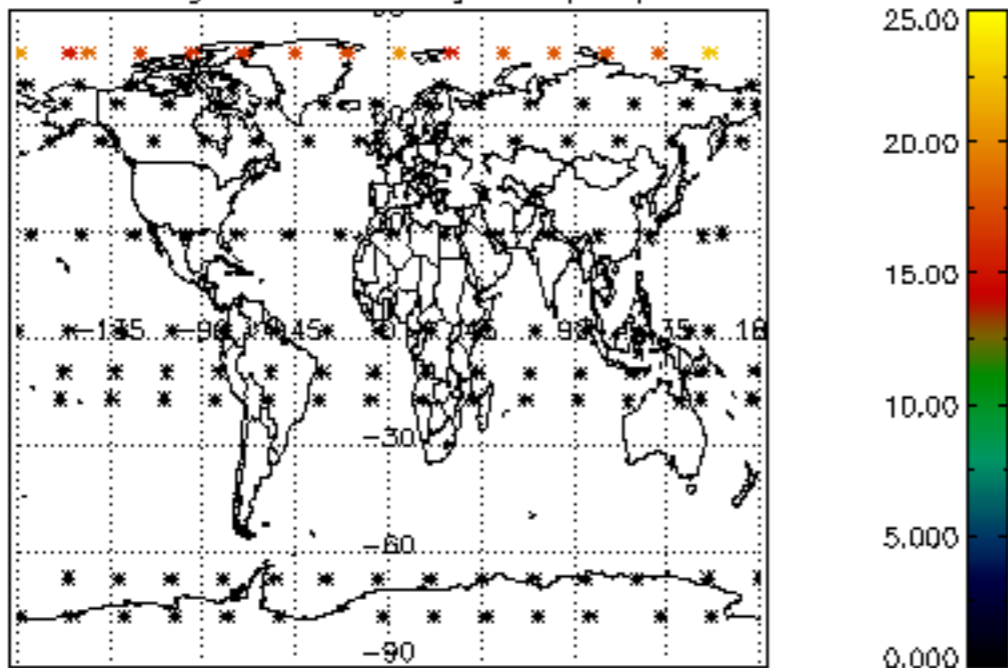
Percentage of star falling outside central band per profile



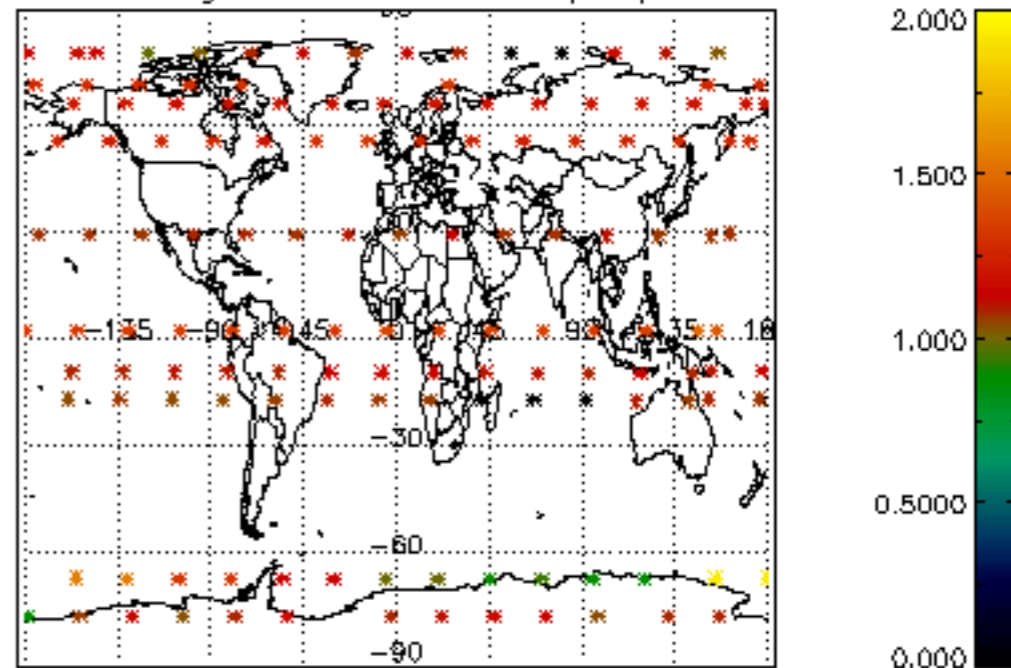
Percentage of saturation errors per profile



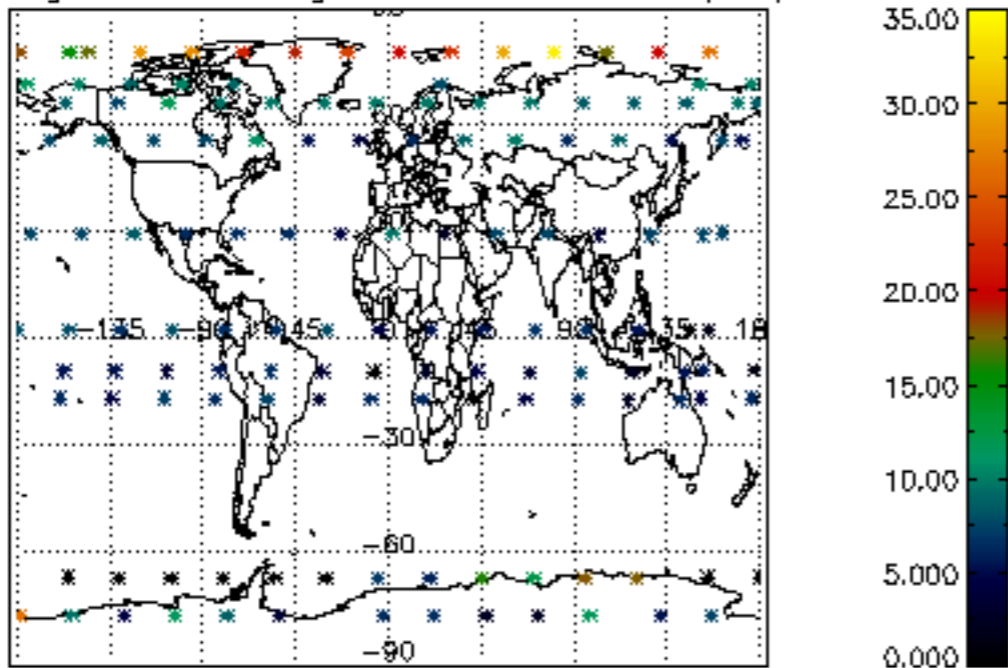
Percentage of cosmic ray hits per profile



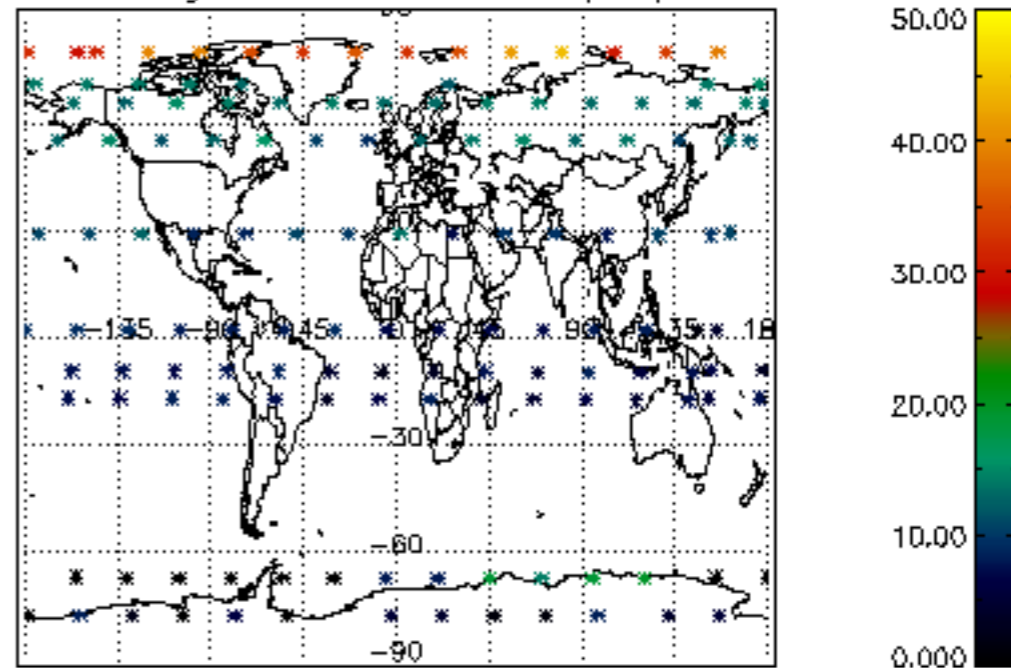
Percentage of datation errors per profile

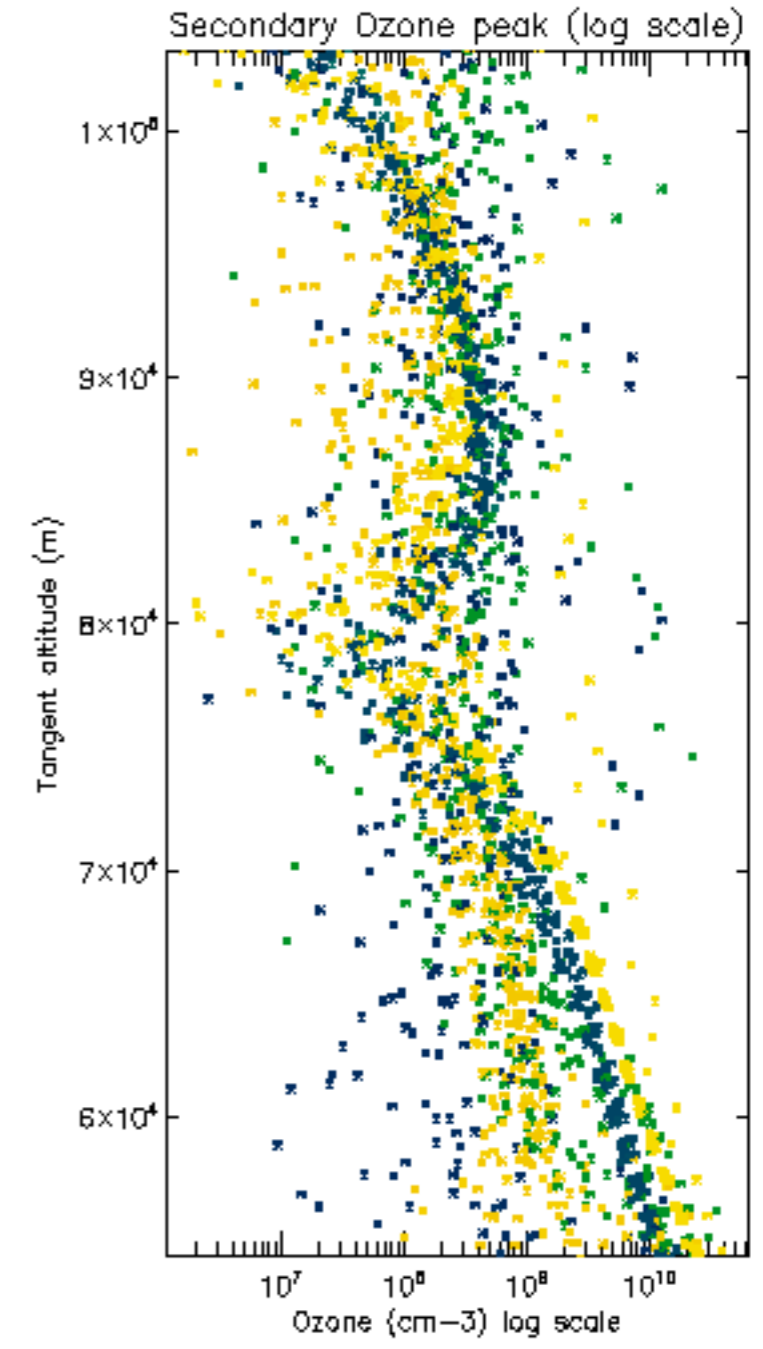
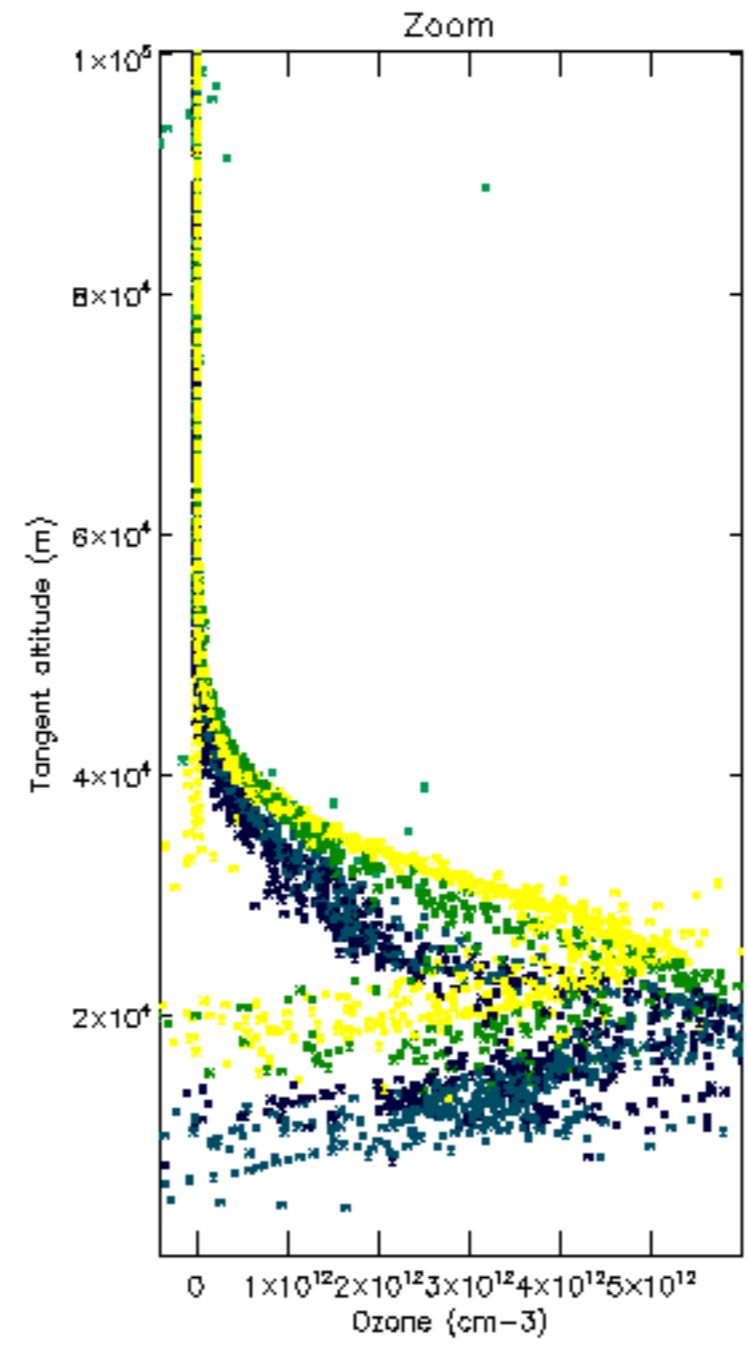
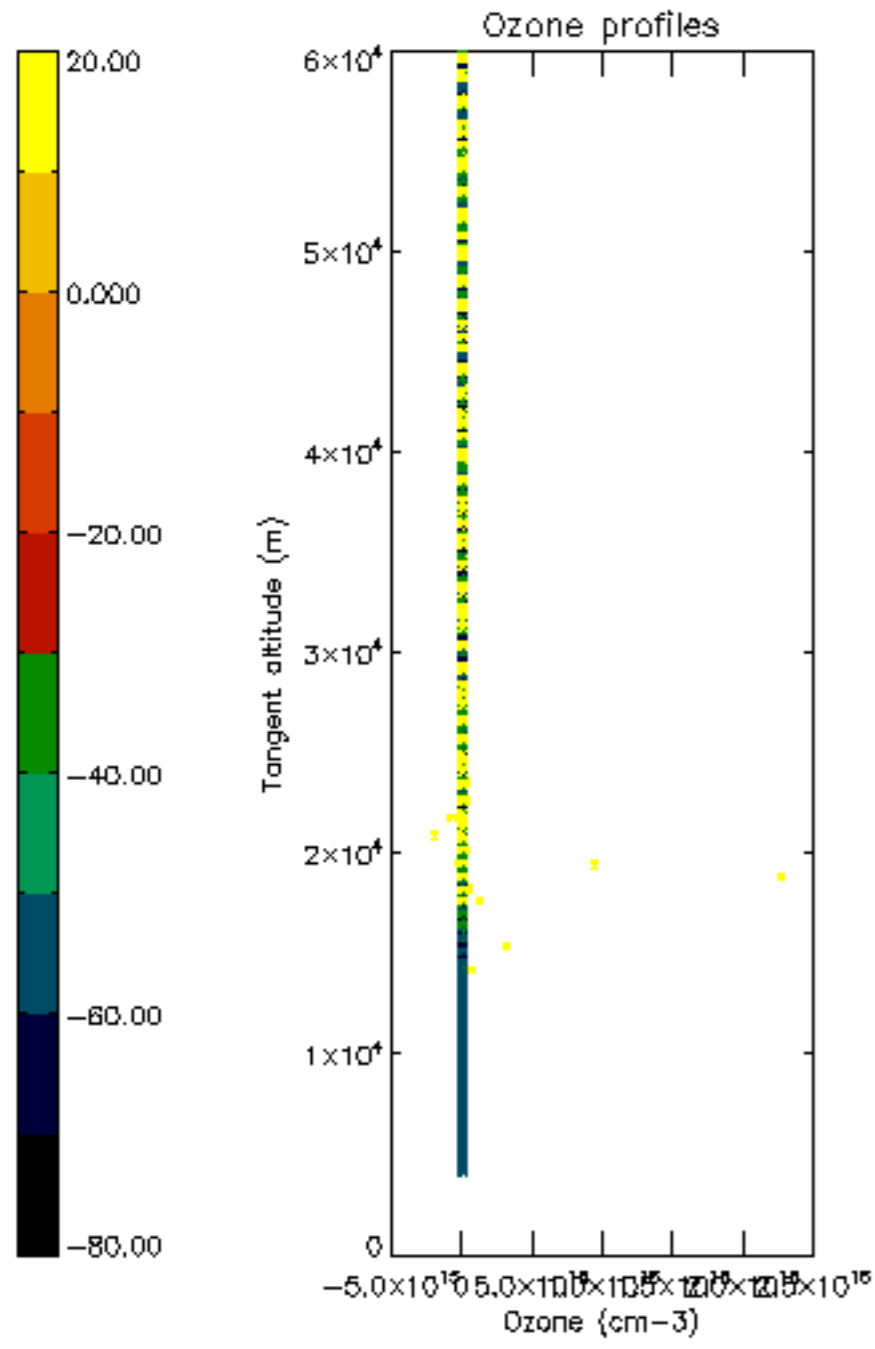


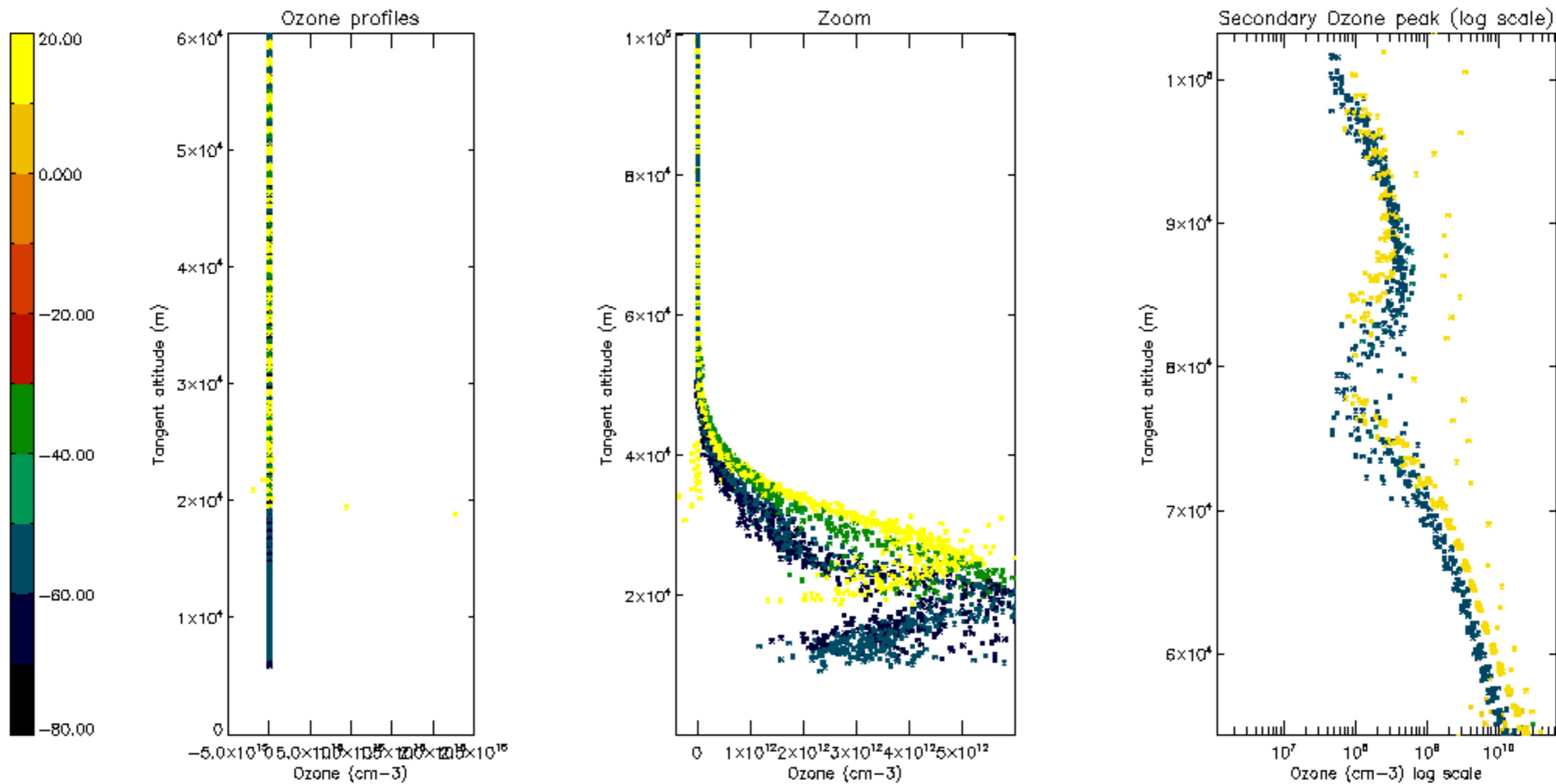
Percentage of star falling outside central band per profile

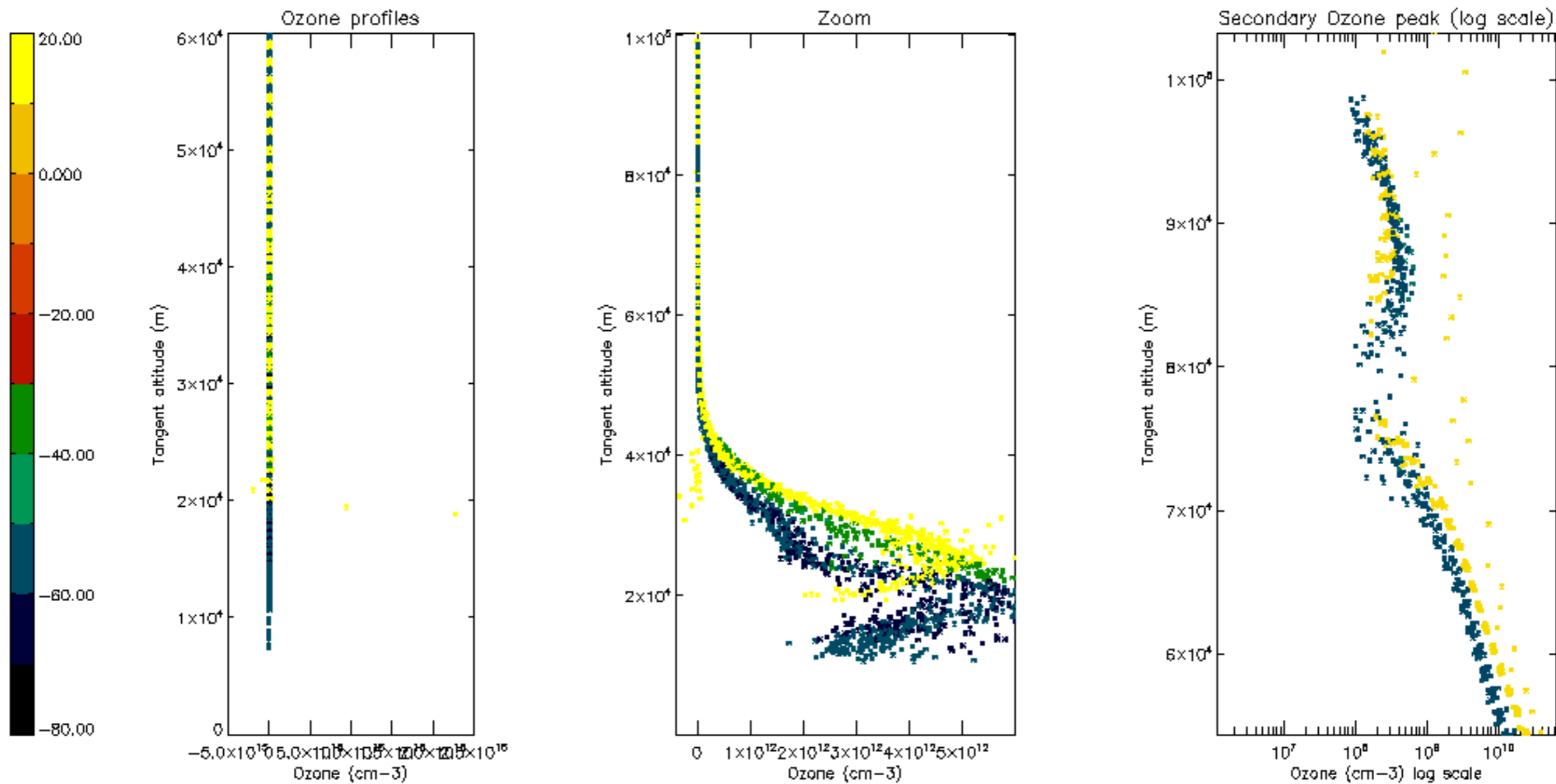


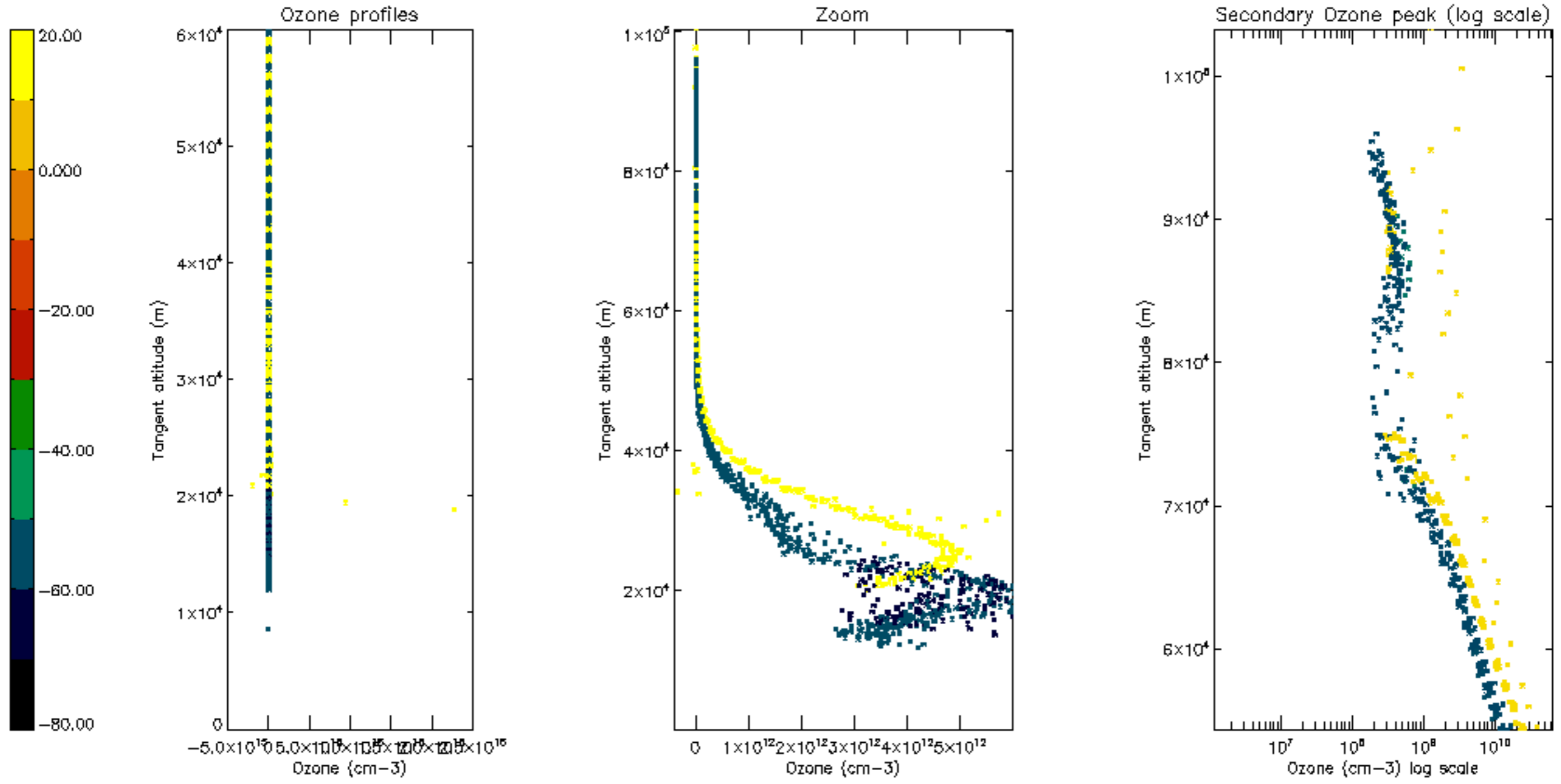
Percentage of saturation errors per profile

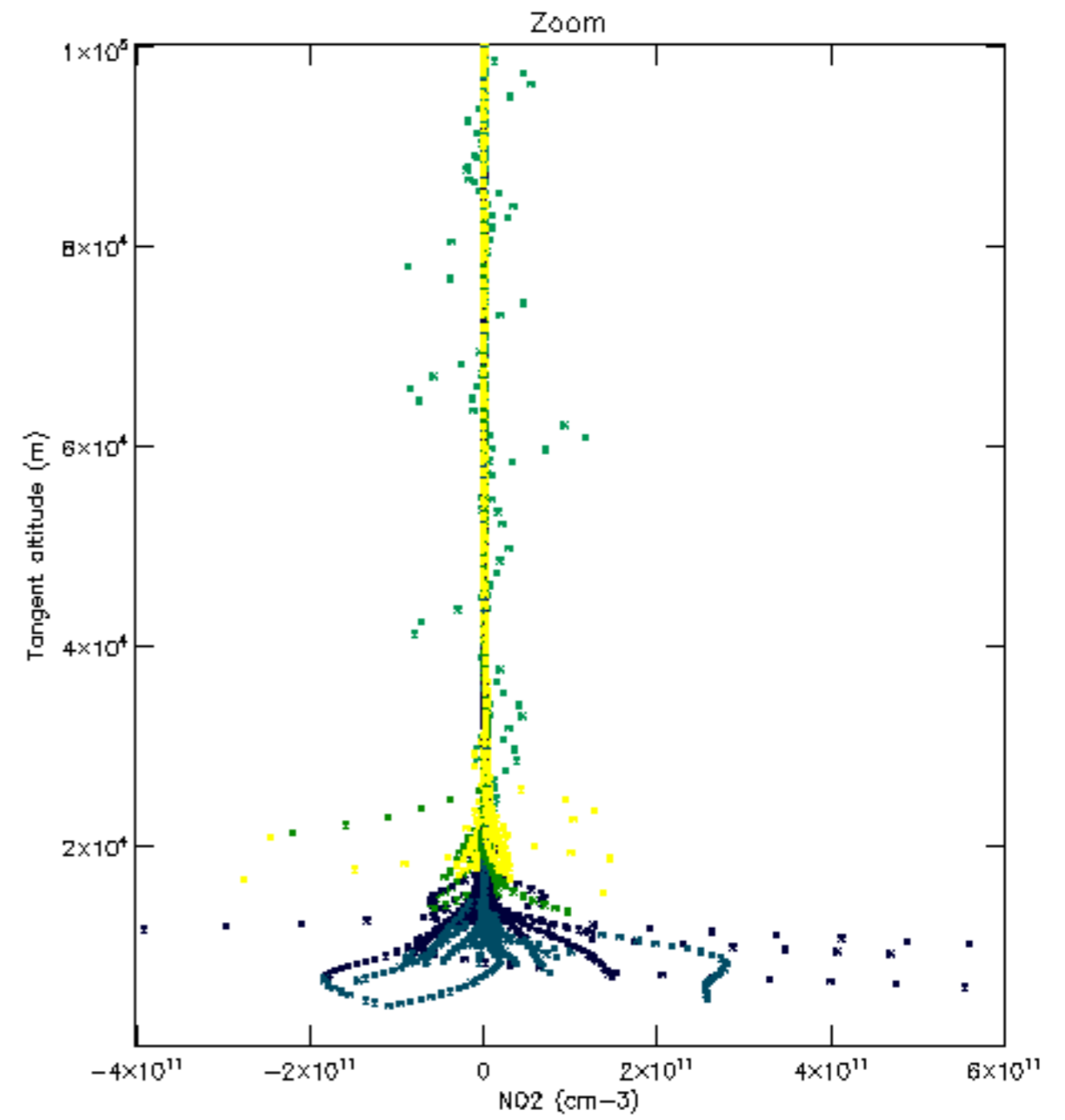
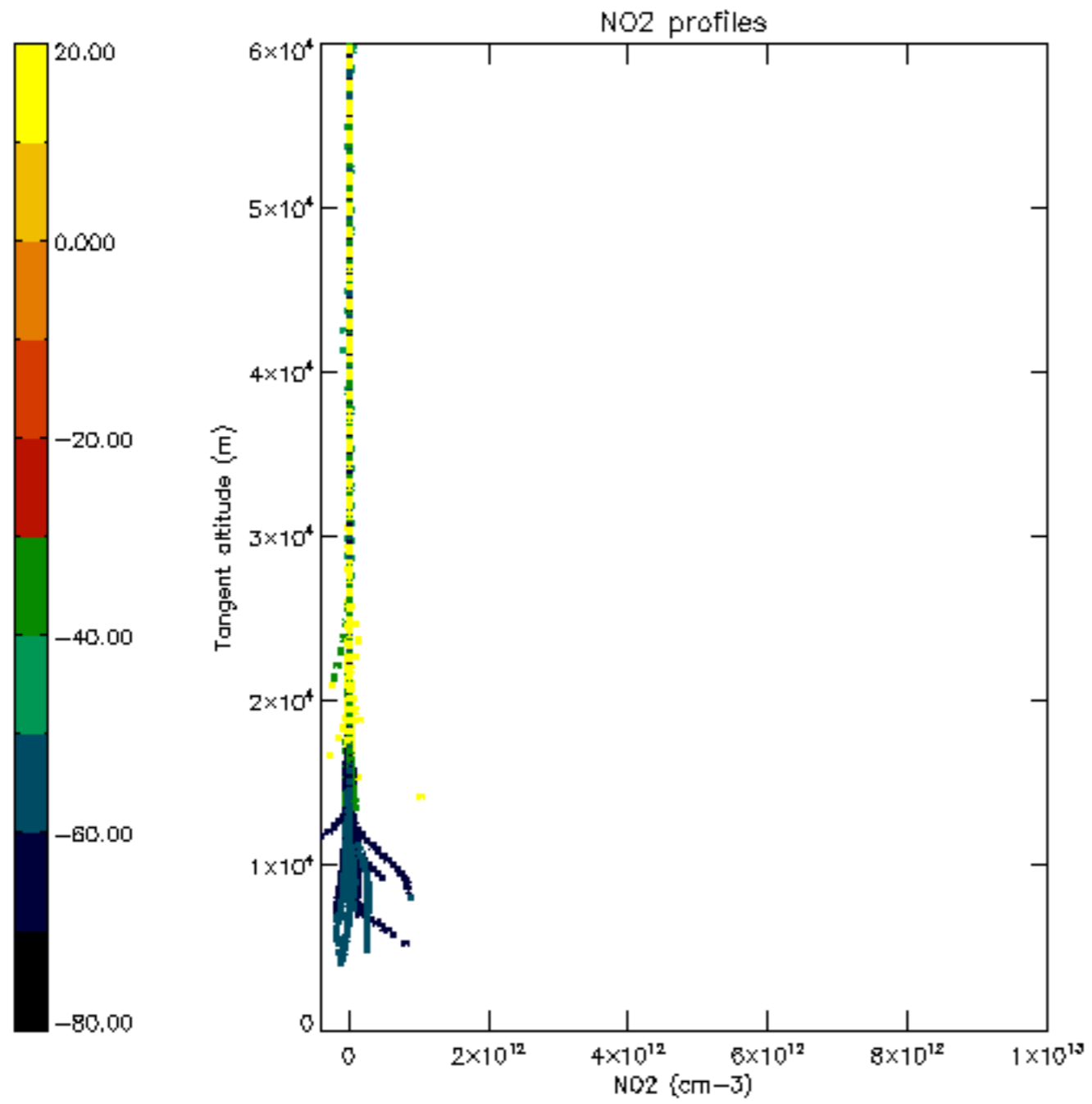


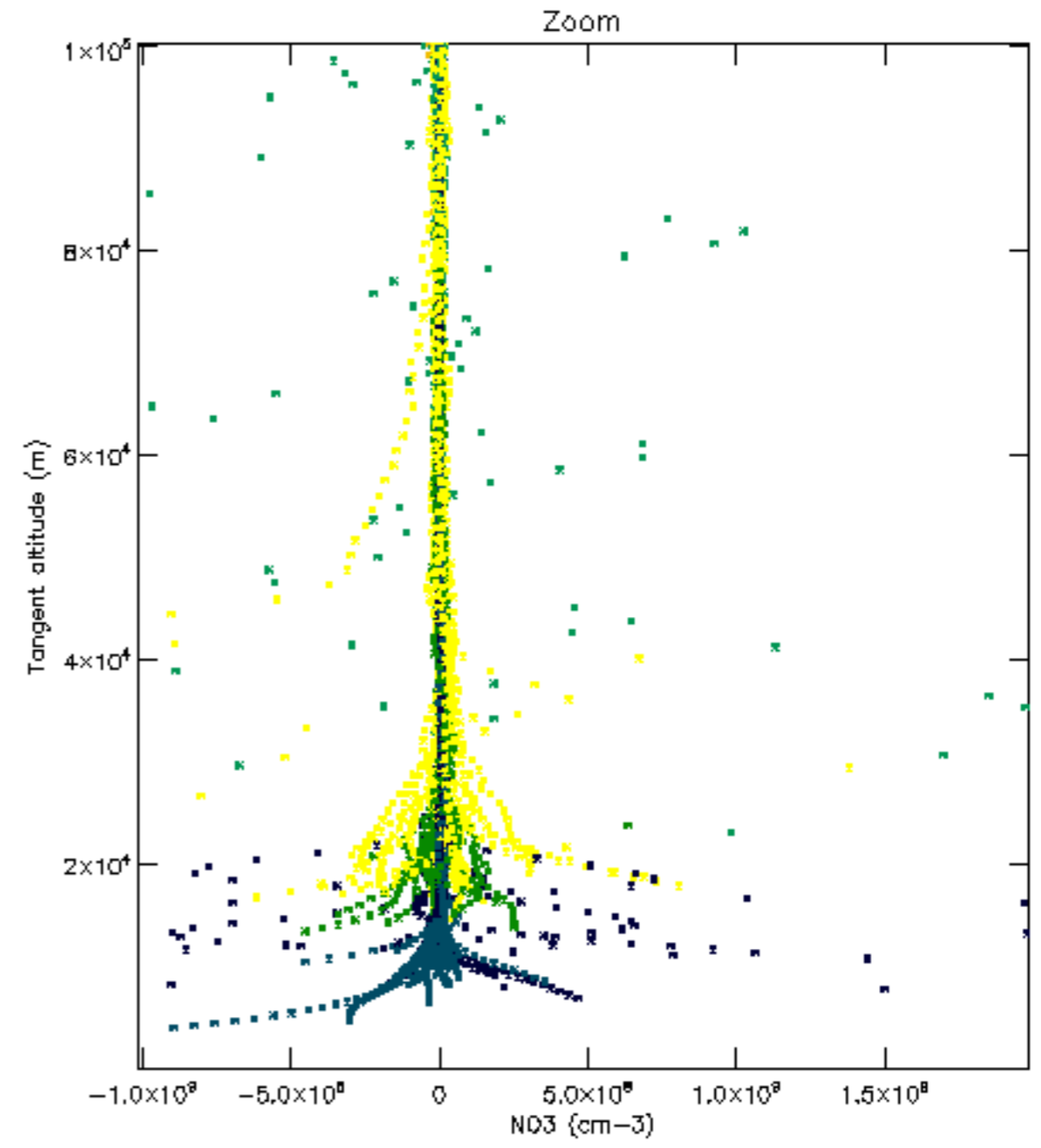
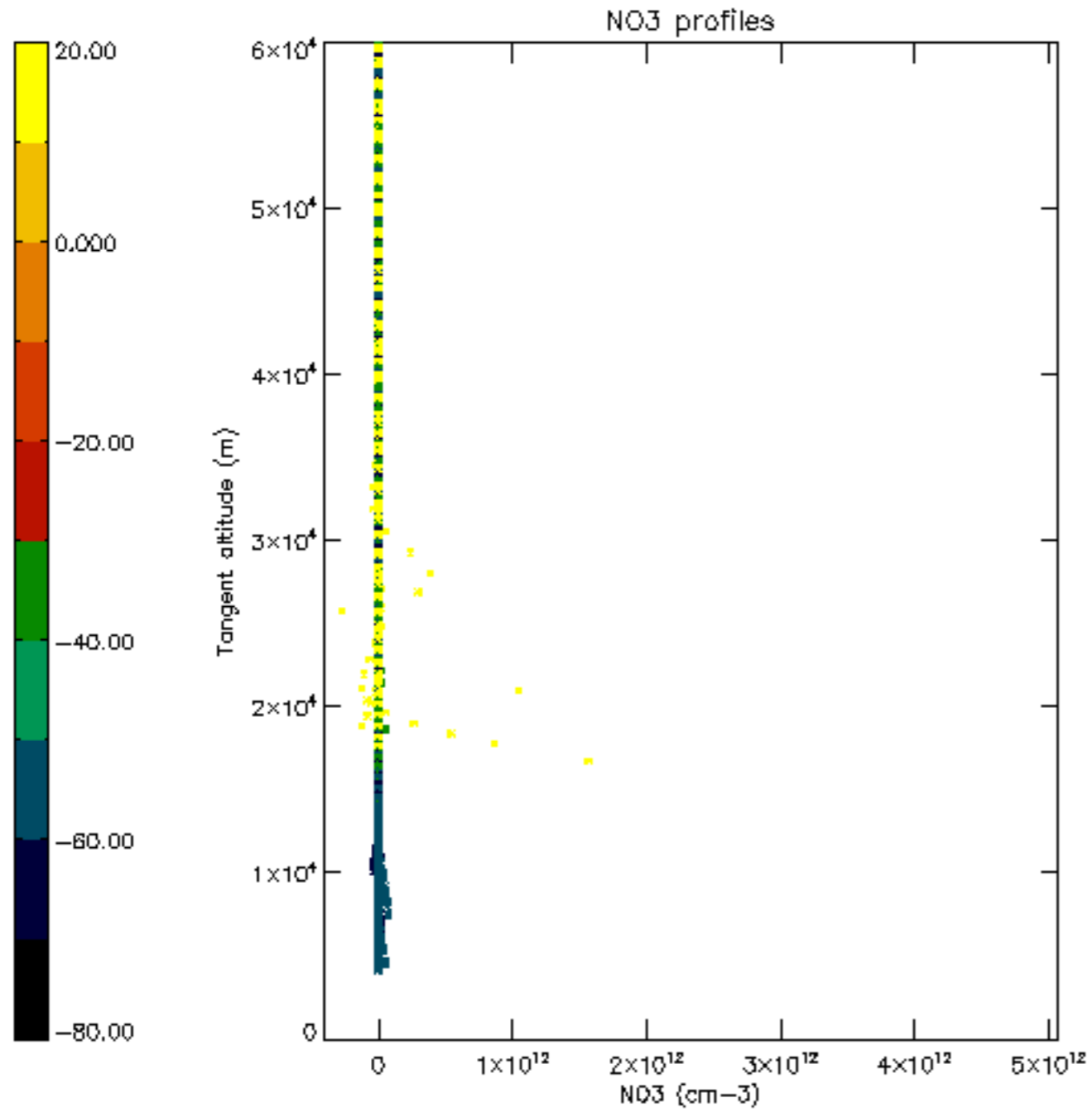


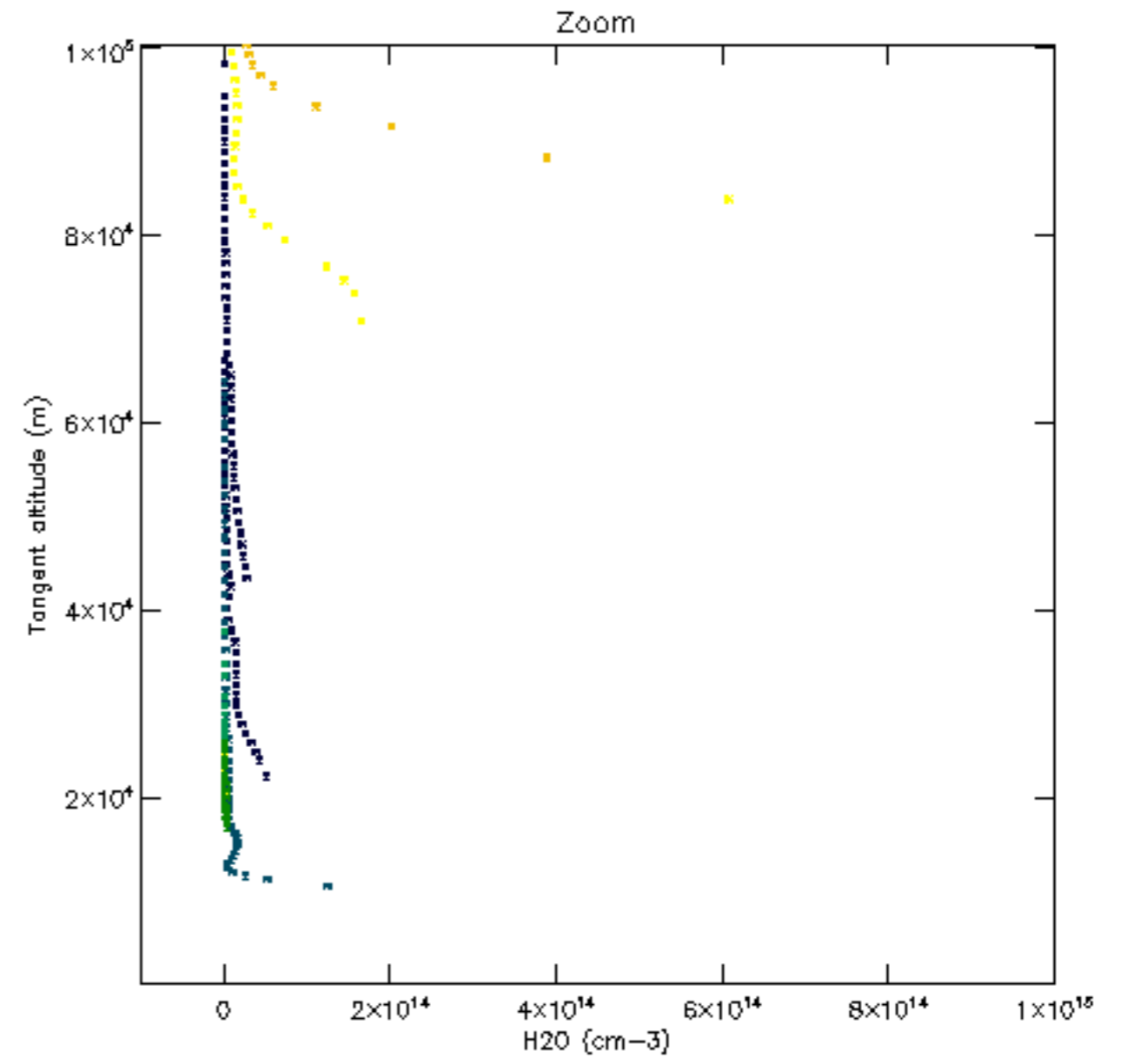
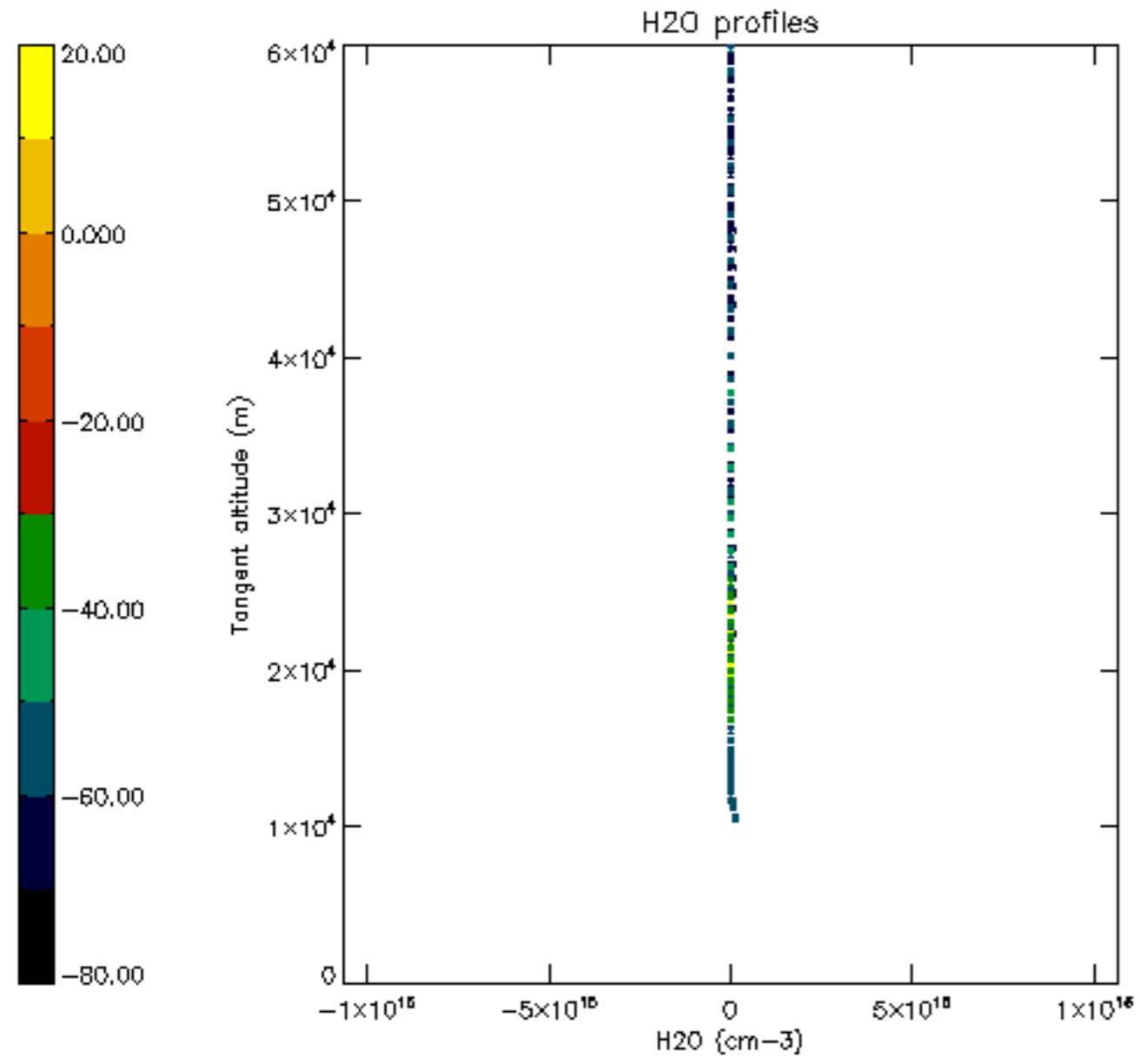


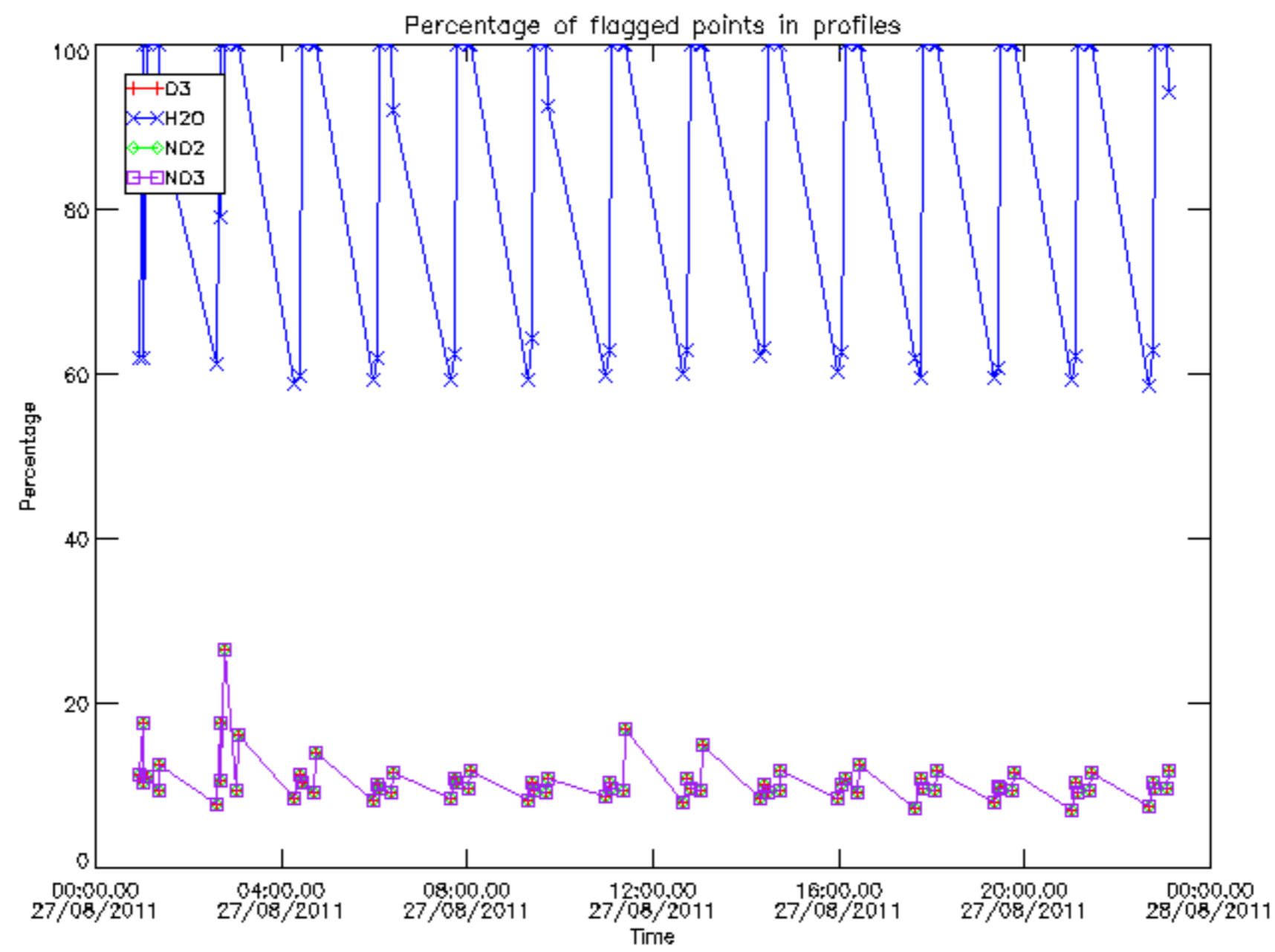




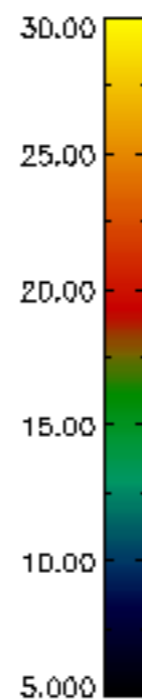
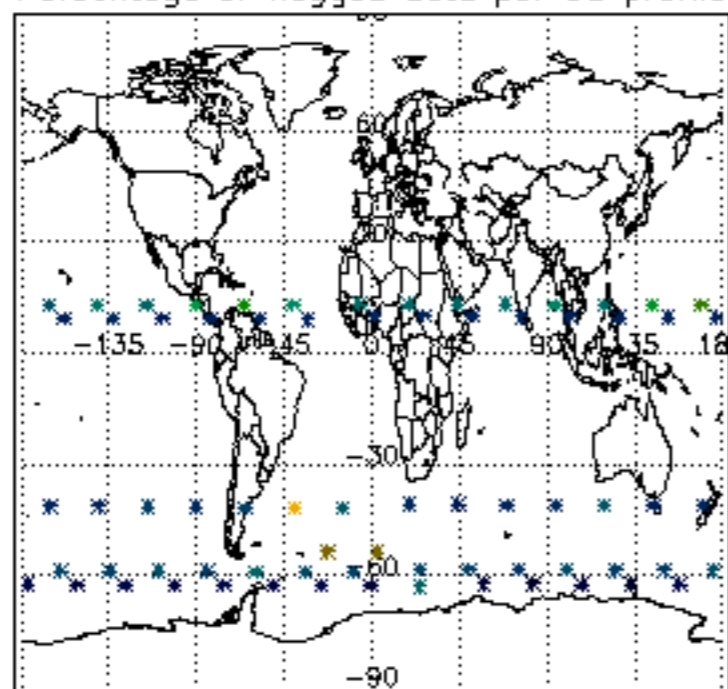




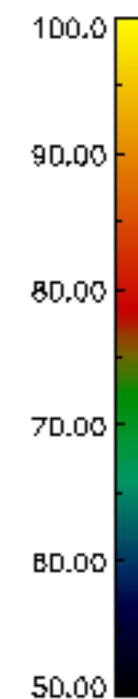
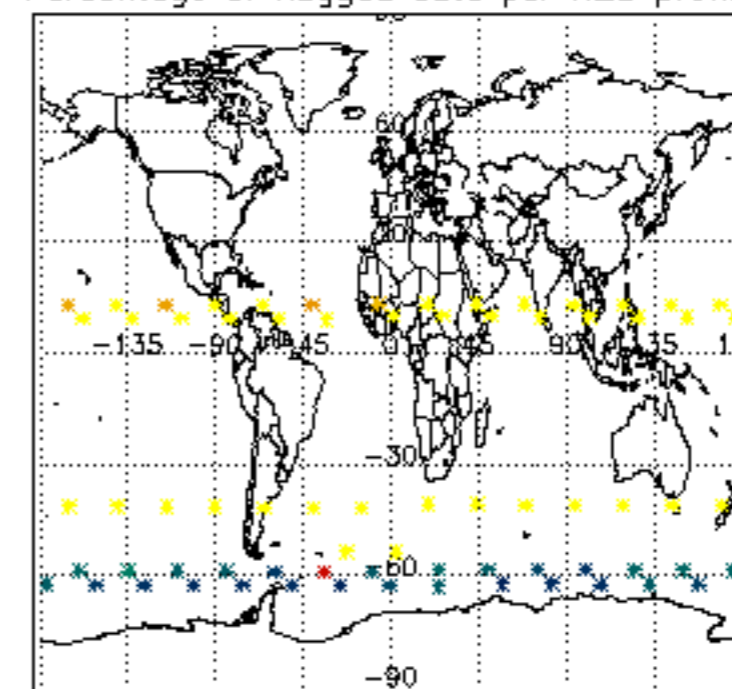




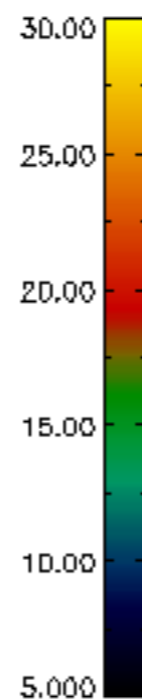
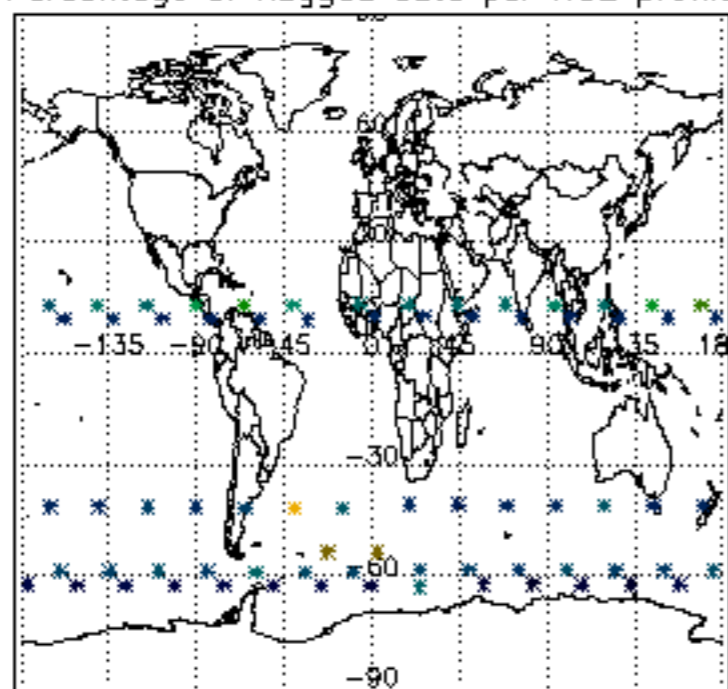
Percentage of flagged data per D3 profile



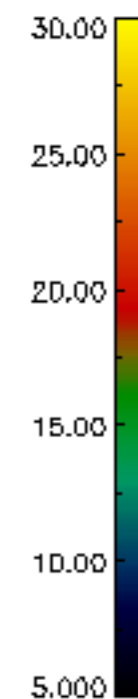
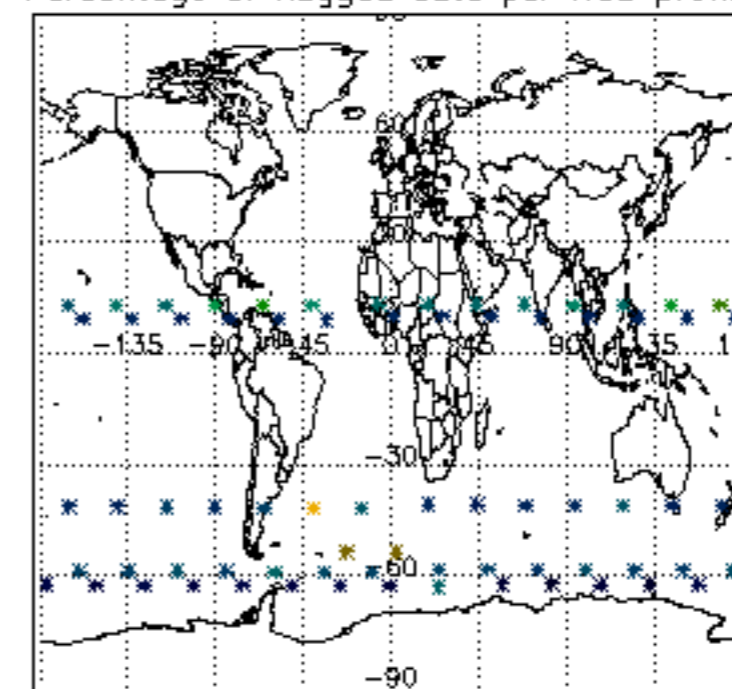
Percentage of flagged data per H2O profile

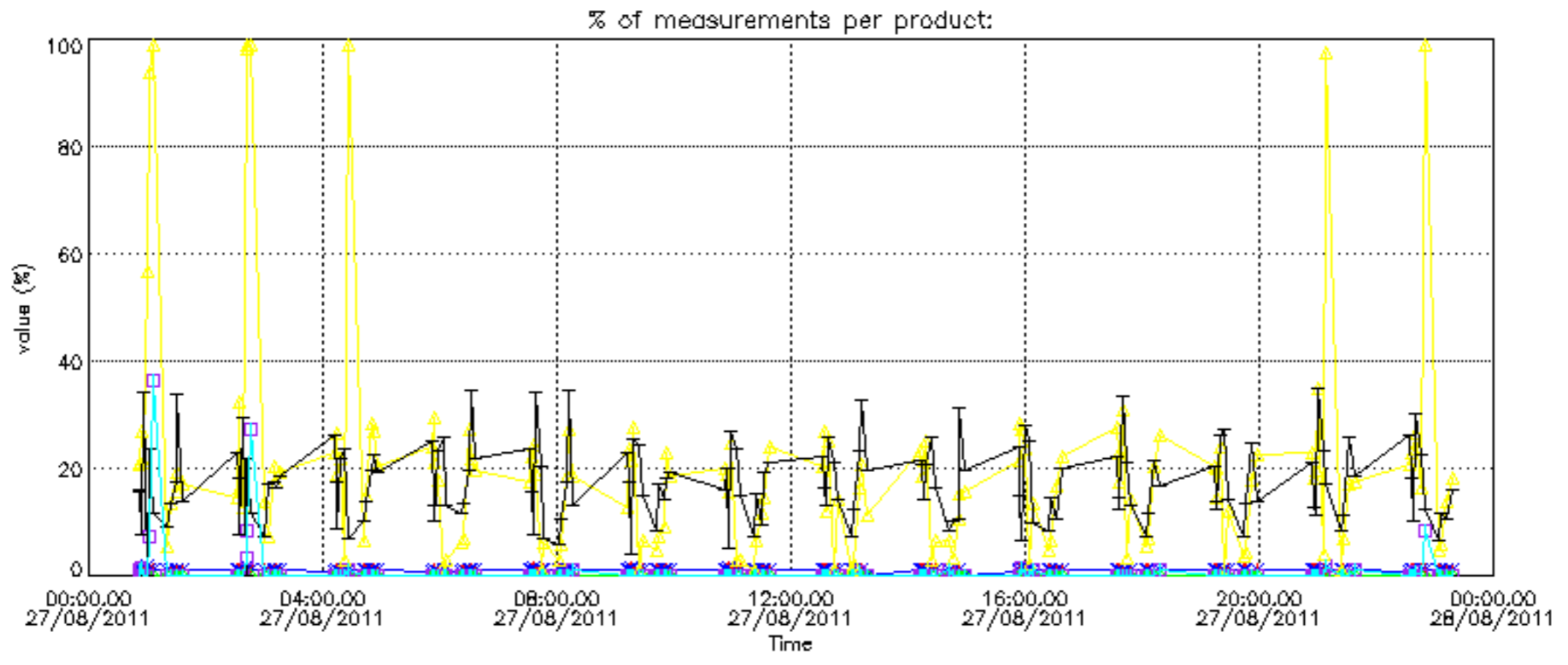


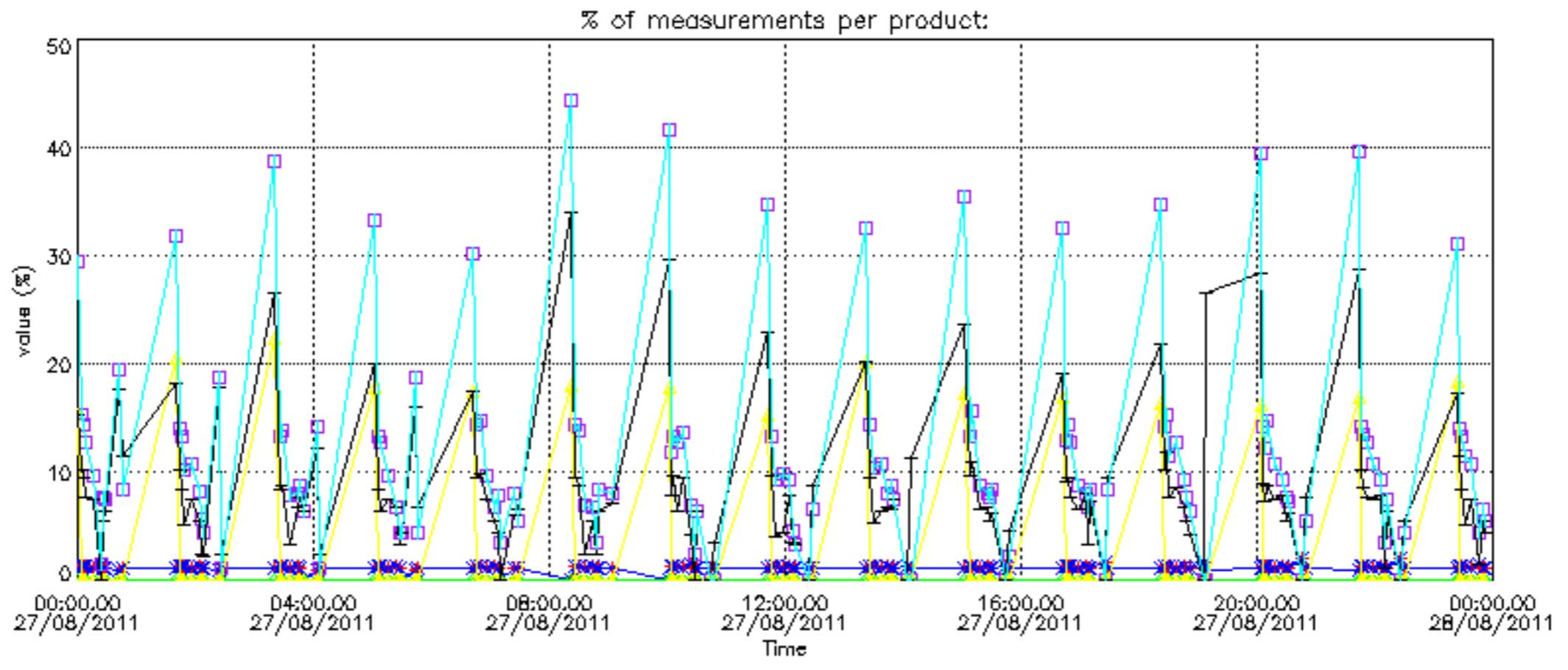
Percentage of flagged data per NO2 profile



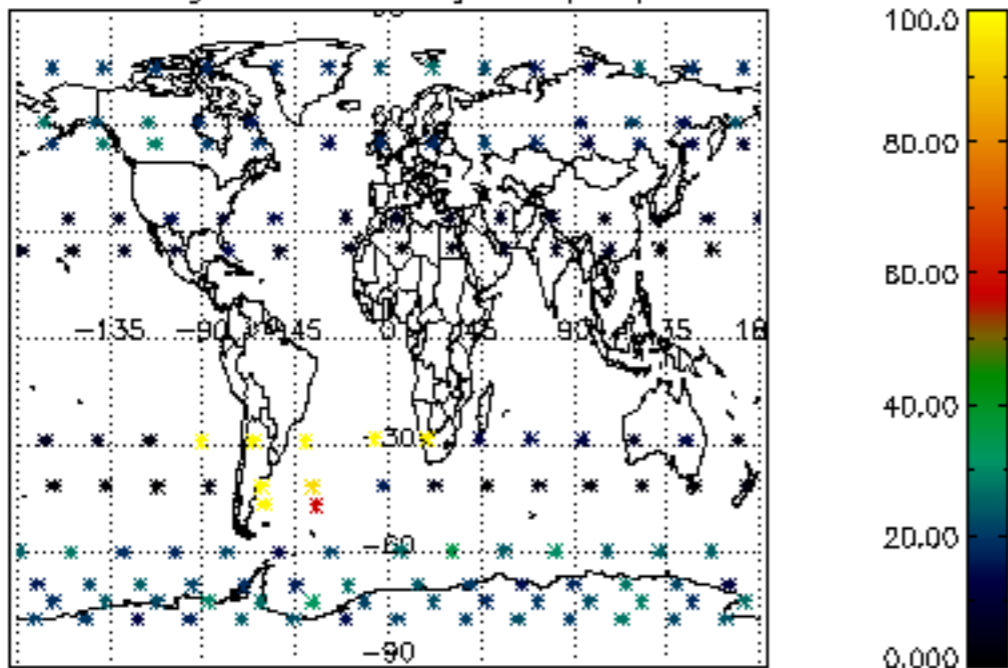
Percentage of flagged data per NO3 profile



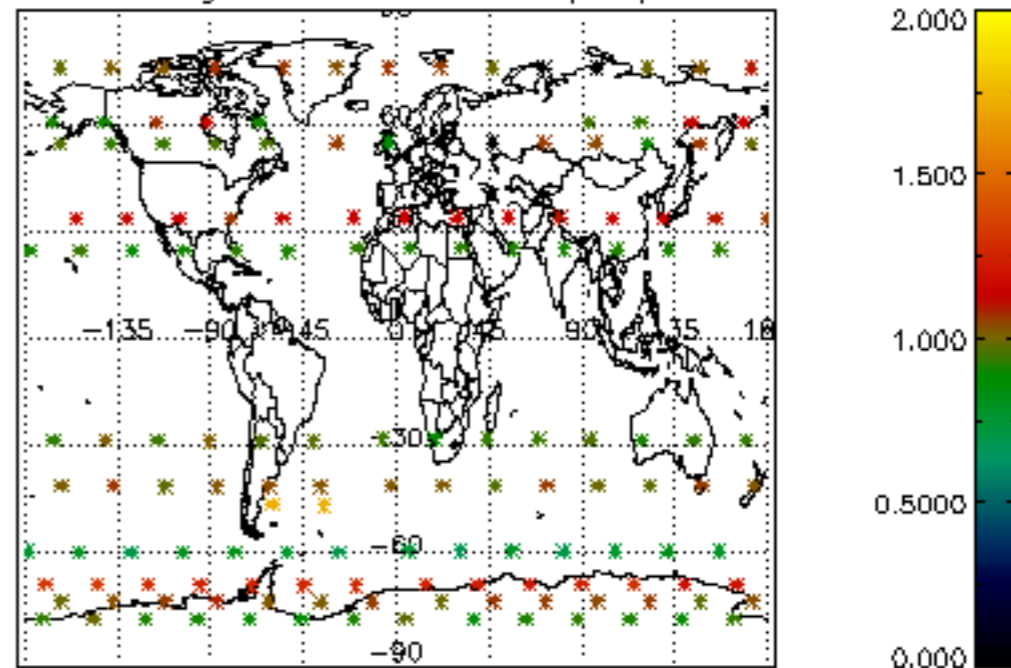




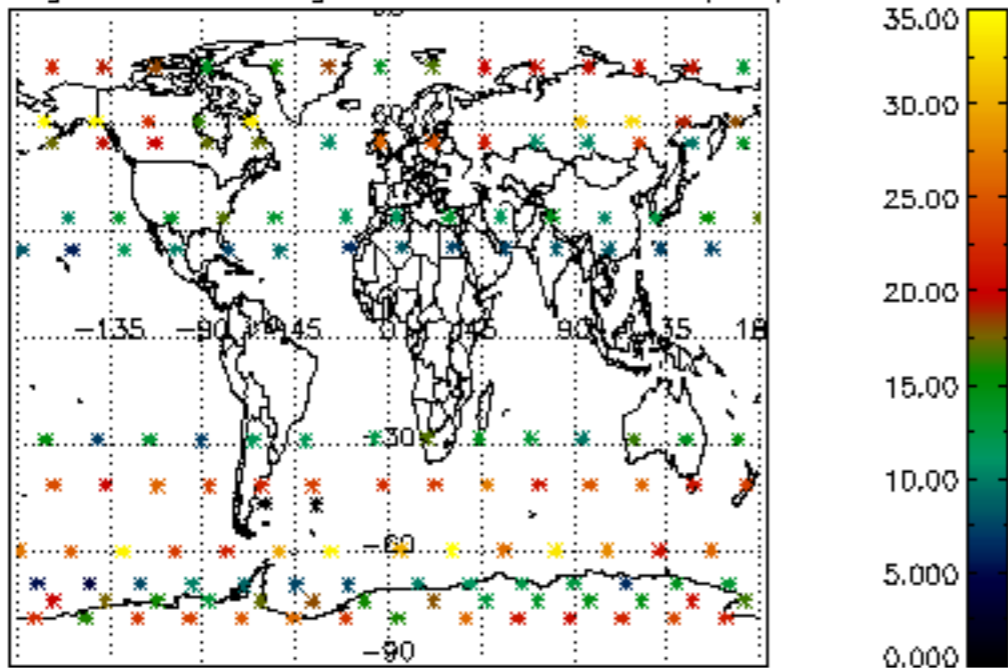
Percentage of cosmic ray hits per profile



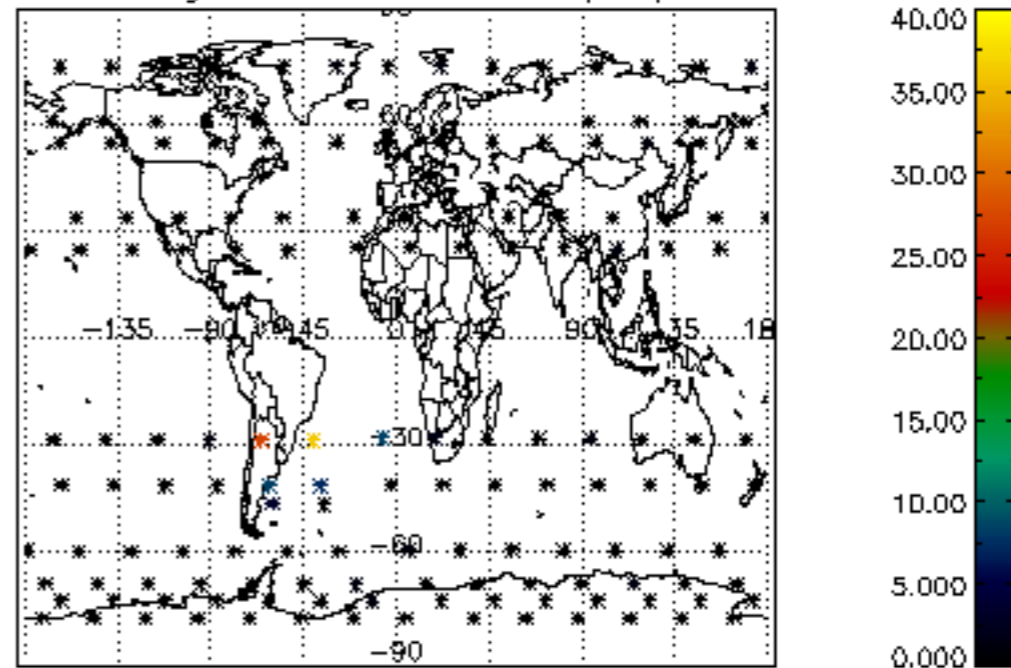
Percentage of datation errors per profile



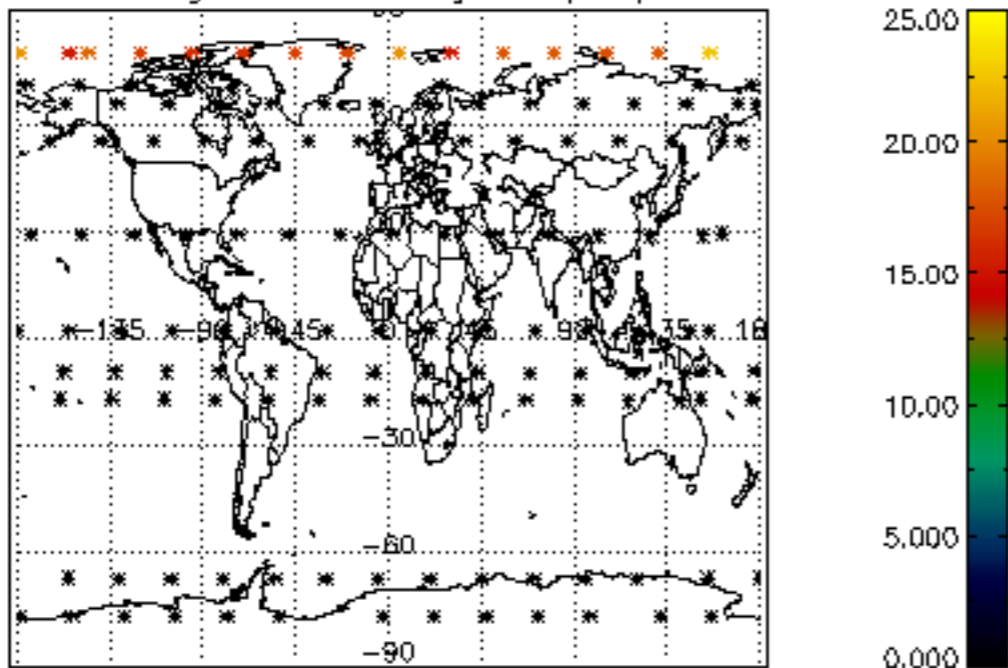
Percentage of star falling outside central band per profile



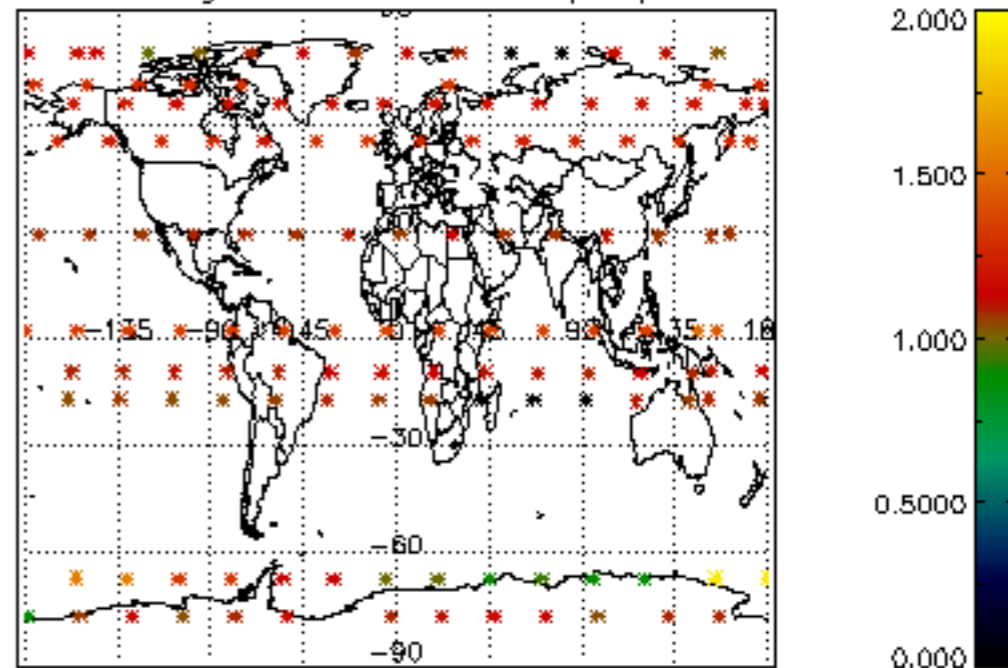
Percentage of saturation errors per profile



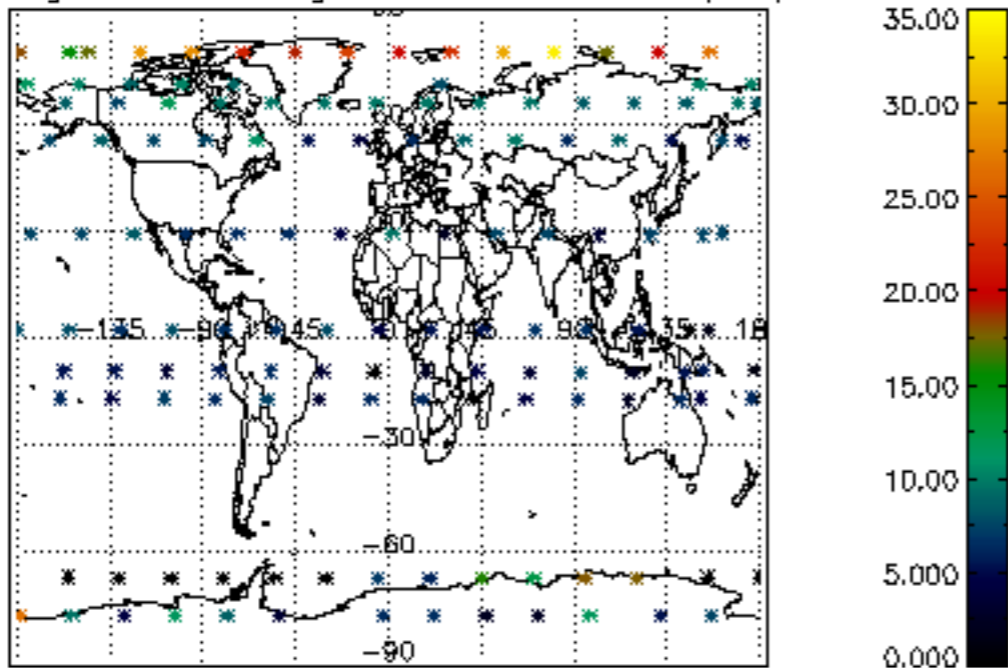
Percentage of cosmic ray hits per profile



Percentage of datation errors per profile



Percentage of star falling outside central band per profile



Percentage of saturation errors per profile

