

GOMOS Level 2 Daily Report

SUMMARY

[1. General Info](#)

[2. Summary of processed GOM_NL_2P products](#)

[3. Level 2 Quality information per product](#)

[3.1 Plot of level 2 quality information per product \(time dependant\)](#)

[3.2 Plot of level 2 quality information per product \(world map\)](#)

[4. Level 1 Quality information per product \(stored on level 2 products\)](#)

[4.1 Plot of level 1 quality information per product \(time dependant\)](#)

[4.1.1 Plot of level 1 quality information per product \(time dependant\): ASCENDING](#)

[4.1.2 Plot of level 1 quality information per product \(time dependant\): DESCENDING](#)

[4.2 Plot of level 1 quality information per product \(world map\)](#)

[4.2.1 Plot of level 1 quality information per product \(world map\): ASCENDING](#)

[4.2.2 Plot of level 1 quality information per product \(world map\): DESCENDING](#)

[5. Ozone profiles based on quality statistics and other trace gas profiles](#)

[5.1 Ozone statistics based on quality of products](#)

[5.2 Plot ozone profiles for all STD \(dark without errors\)](#)

[5.3 Plot ozone profiles where STD < 20% \(dark without errors\)](#)

[5.4. Plot ozone profiles where STD < 10% \(dark without errors\)](#)

[5.5. Plot ozone profiles where STD < 5% \(dark without errors\)](#)

[5.6 Plot NO2 profiles for all STD \(dark without errors\)](#)

[5.7 Plot NO3 profiles for all STD \(dark without errors\)](#)

[5.8 Plot H2O profiles \(only for occultations of stars 1,2,3,4,13,14,16,26,63 dark without errors\) for all STD](#)

[6. Auxiliary Data Files used for the production reported in section 2](#)

This report presents the daily analysis on parameters extracted from GOMOS level 2 data (GOM_NL__2P). It is intended to monitor some important parameters that will impact the quality of these products. A list of level 2 products (and content) that have arrived during the reporting day to the PCF is also given.

Item	Value
Time of report generation	24APR2013 17:24:21
Data source version	GOMOS/6.01
Start time of products	26-08-2011 (26AUG2011 00:00:00)
Stop time of products	27-08-2011 (27AUG2011 00:00:00)
Store outputs in DB	Yes
Nb of level 2 prods	293
Nb of prods with errors	0

2. Summary of processed GOM_NL__2P products.

Nr	Filename	UTC Start time	Limb	Duration	Star Id	Star Name	Star Mag	Star Temp	Nb Meas	Orbit	Prod. error
1	GOM_NL__2PRFIN20110826_000206_00000523106_00030_49613_6751.N1	26-AUG-2011 00:02:06	Dark	52.000	101	11Alp Lep	2.5820	7000.0	104	49613	No
2	GOM_NL__2PRFIN20110826_001655_00000553106_00031_49614_6593.N1	26-AUG-2011 00:16:55	Dark	54.500	157	The1Eri	2.9060	9300.0	109	49614	No
3	GOM_NL__2PRFIN20110826_001936_00000433106_00031_49614_6594.N1	26-AUG-2011 00:19:36	Dark	43.000	9	Alp Eri	0.45300	24000.	86	49614	No
4	GOM_NL__2PRFIN20110826_002532_00000513106_00031_49614_6595.N1	26-AUG-2011 00:25:32	Straylight	51.000	84	Alp Phe	2.3970	4500.0	102	49614	No
5	GOM_NL__2PRFIN20110826_002723_00000543106_00031_49614_6596.N1	26-AUG-2011 00:27:23	Straylight	54.000	63	Bet Gru	2.1500	2800.0	108	49614	No
6	GOM_NL__2PRFIN20110826_003203_00000473106_00031_49614_6597.N1	26-AUG-2011 00:32:03	Straylight	47.000	18	24Alp PsA	1.1660	9700.0	94	49614	No
7	GOM_NL__2PRFIN20110826_003703_00000473106_00031_49614_6598.N1	26-AUG-2011 00:37:03	Bright	46.500	142	49Del Cap	2.8500	8900.0	93	49614	No
8	GOM_NL__2PRFIN20110826_004015_00000403106_00031_49614_6599.N1	26-AUG-2011 00:40:15	Bright	39.500	154	22Bet Aqr	2.8990	5700.0	79	49614	No
9	GOM_NL__2PRFIN20110826_004151_00000423106_00031_49614_6600.N1	26-AUG-2011 00:41:51	Bright	42.000	162	34Alp Aqr	2.9440	5350.0	84	49614	No
10	GOM_NL__2PRFIN20110826_004453_00000413106_00031_49614_6601.N1	26-AUG-2011 00:44:53	Bright	41.000	61	8Eps Peg	2.1000	3900.0	82	49614	No
11	GOM_NL__2PRFIN20110826_005231_00000463106_00031_49614_6602.N1	26-AUG-2011 00:52:31	Bright	46.000	164	44Eta Peg	2.9480	5400.0	92	49614	No
12	GOM_NL__2PRFIN20110826_005952_00000383106_00031_49614_6603.N1	26-AUG-2011 00:59:52	Bright	37.500	89	5Alp Cep	2.4510	8000.0	75	49614	No
13	GOM_NL__2PRFIN20110826_010317_00000443106_00031_49614_6604.N1	26-AUG-2011 01:03:17	Bright	43.500	74	11Bet Cas	2.2680	6600.0	87	49614	No
14	GOM_NL__2PRFIN20110826_010528_00000483106_00031_49614_6605.N1	26-AUG-2011 01:05:28	Bright	47.500	76	27Gam Cas	2.3000	30000.	95	49614	No
15	GOM_NL__2PRFIN20110826_011934_00000553106_00031_49614_6606.N1	26-AUG-2011 01:19:34	Bright	55.000	6	13Alp Aur	0.080000	3400.0	110	49614	No
16	GOM_NL__2PRFIN20110826_012258_00000453106_00031_49614_6607.N1	26-AUG-2011 01:22:58	Bright	44.500	107	37The Aur	2.6490	11000.	89	49614	No
17	GOM_NL__2PRFIN20110826_012746_00000513106_00031_49614_6608.N1	26-AUG-2011 01:27:46	Twilight_stray	50.500	151	13Mu Gem	2.8900	3000.0	101	49614	No
18	GOM_NL__2PRFIN20110826_012927_00000463106_00031_49614_6609.N1	26-AUG-2011 01:29:27	Twilight_stray	45.500	44	24Gam Gem	1.9280	11000.	91	49614	No
19	GOM_NL__2PRFIN20110826_013334_00000703106_00031_49614_6610.N1	26-AUG-2011 01:33:34	Dark	69.500	14	58Alp Ori	0.87000	3000.0	139	49614	No
20	GOM_NL__2PRFIN20110826_013853_00000493106_00031_49614_6611.N1	26-AUG-2011 01:38:53	Dark	49.000	1	9Alp CMa	-1.4400	11000.	98	49614	No
21	GOM_NL__2PRFIN20110826_014221_00000533106_00031_49614_6612.N1	26-AUG-2011 01:42:21	Dark	53.000	101	11Alp Lep	2.5820	7000.0	106	49614	No
22	GOM_NL__2PRFIN20110826_015710_00000543106_00032_49615_6657.N1	26-AUG-2011 01:57:10	Dark	53.500	157	The1Eri	2.9060	9300.0	107	49615	No
23	GOM_NL__2PRFIN20110826_015951_00000453106_00032_49615_6658.N1	26-AUG-2011 01:59:51	Dark	45.000	9	Alp Eri	0.45300	24000.	90	49615	No
24	GOM_NL__2PRFIN20110826_020547_00000523106_00032_49615_6659.N1	26-AUG-2011 02:05:47	Straylight	52.000	84	Alp Phe	2.3970	4500.0	104	49615	No
25	GOM_NL__2PRFIN20110826_020737_00000533106_00032_49615_6660.N1	26-AUG-2011 02:07:37	Straylight	52.500	63	Bet Gru	2.1500	2800.0	105	49615	No
26	GOM_NL__2PRFIN20110826_021217_00000483106_00032_49615_6661.N1	26-AUG-2011 02:12:17	Straylight	48.000	18	24Alp PsA	1.1660	9700.0	96	49615	No
27	GOM_NL__2PRFIN20110826_021717_00000453106_00032_49615_6662.N1	26-AUG-2011 02:17:17	Bright	45.000	142	49Del Cap	2.8500	8900.0	90	49615	No
28	GOM_NL__2PRFIN20110826_022029_00000393106_00032_49615_6663.N1	26-AUG-2011 02:20:29	Bright	39.000	154	22Bet Aqr	2.8990	5700.0	78	49615	No
29	GOM_NL__2PRFIN20110826_022205_00000423106_00032_49615_6664.N1	26-AUG-2011 02:22:05	Bright	42.000	162	34Alp Aqr	2.9440	5350.0	84	49615	No
30	GOM_NL__2PRFIN20110826_022507_00000413106_00032_49615_6665.N1	26-AUG-2011 02:25:07	Bright	40.500	61	8Eps Peg	2.1000	3900.0	81	49615	No
31	GOM_NL__2PRFIN20110826_023244_00000483106_00032_49615_6666.N1	26-AUG-2011 02:32:44	Bright	48.000	164	44Eta Peg	2.9480	5400.0	96	49615	No
32	GOM_NL__2PRFIN20110826_024006_00000383106_00032_49615_6667.N1	26-AUG-2011 02:40:06	Bright	37.500	89	5Alp Cep	2.4510	8000.0	75	49615	No
33	GOM_NL__2PRFIN20110826_024330_00000423106_00032_49615_6668.N1	26-AUG-2011 02:43:30	Bright	42.000	74	11Bet Cas	2.2680	6600.0	84	49615	No
34	GOM_NL__2PRFIN20110826_024541_00000443106_00032_49615_6669.N1	26-AUG-2011 02:45:41	Bright	43.500	76	27Gam Cas	2.3000	30000.	87	49615	No
35	GOM_NL__2PRFIN20110826_025948_00000573106_00032_49615_6670.N1	26-AUG-2011 02:59:48	Bright	56.500	6	13Alp Aur	0.080000	3400.0	113	49615	No
36	GOM_NL__2PRFIN20110826_030312_00000443106_00032_49615_6671.N1	26-AUG-2011 03:03:12	Bright	43.500	107	37The Aur	2.6490	11000.	87	49615	No
37	GOM_NL__2PRFIN20110826_030800_00000533106_00032_49615_6672.N1	26-AUG-2011 03:08:00	Twilight_stray	53.000	151	13Mu Gem	2.8900	3000.0	106	49615	No
38	GOM_NL__2PRFIN20110826_030941_00000483106_00032_49615_6673.N1	26-AUG-2011 03:09:41	Twilight_stray	47.500	44	24Gam Gem	1.9280	11000.	95	49615	No
39	GOM_NL__2PRFIN20110826_031349_00000703106_00032_49615_6674.N1	26-AUG-2011 03:13:49	Dark	70.000	14	58Alp Ori	0.87000	3000.0	140	49615	No
40	GOM_NL__2PRFIN20110826_031908_00000503106_00032_49615_6675.N1	26-AUG-2011 03:19:08	Dark	50.000	1	9Alp CMa	-1.4400	11000.	100	49615	No
41	GOM_NL__2PRFIN20110826_033725_00000553106_00033_49616_6660.N1	26-AUG-2011 03:37:25	Dark	54.500	157	The1Eri	2.9060	9300.0	109	49616	No
42	GOM_NL__2PRFIN20110826_034006_00000443106_00033_49616_6661.N1	26-AUG-2011 03:40:06	Dark	43.500	9	Alp Eri	0.45300	24000.	87	49616	No

43	GOM_NL__2PRFIN20110826_034602_000000513106_00033_49616_6662.N1	26-AUG-2011 03:46:02	Straylight	50.500	84	Alp Phe	2.3970	4500.0	101	49616	No
44	GOM_NL__2PRFIN20110826_034751_000000483106_00033_49616_6663.N1	26-AUG-2011 03:47:51	Straylight	48.000	63	Bet Gru	2.1500	2800.0	96	49616	No
45	GOM_NL__2PRFIN20110826_035231_000000503106_00033_49616_6664.N1	26-AUG-2011 03:52:31	Straylight	50.000	18	24Alp PsA	1.1660	9700.0	100	49616	No
46	GOM_NL__2PRFIN20110826_035732_000000463106_00033_49616_6665.N1	26-AUG-2011 03:57:32	Bright	45.500	142	49Del Cap	2.8500	8900.0	91	49616	No
47	GOM_NL__2PRFIN20110826_040043_000000393106_00033_49616_6666.N1	26-AUG-2011 04:00:43	Bright	38.500	154	22Bet Aqr	2.8990	5700.0	77	49616	No
48	GOM_NL__2PRFIN20110826_040219_000000423106_00033_49616_6667.N1	26-AUG-2011 04:02:19	Bright	42.000	162	34Alp Aqr	2.9440	5350.0	84	49616	No
49	GOM_NL__2PRFIN20110826_040521_000000403106_00033_49616_6668.N1	26-AUG-2011 04:05:21	Bright	40.000	61	8Eps Peg	2.1000	3900.0	80	49616	No
50	GOM_NL__2PRFIN20110826_041258_000000463106_00033_49616_6669.N1	26-AUG-2011 04:12:58	Bright	46.000	164	44Eta Peg	2.9480	5400.0	92	49616	No
51	GOM_NL__2PRFIN20110826_042020_000000383106_00033_49616_6670.N1	26-AUG-2011 04:20:20	Bright	37.500	89	5Alp Cep	2.4510	8000.0	75	49616	No
52	GOM_NL__2PRFIN20110826_042344_000000463106_00033_49616_6671.N1	26-AUG-2011 04:23:44	Bright	45.500	74	11Bet Cas	2.2680	6600.0	91	49616	No
53	GOM_NL__2PRFIN20110826_042555_000000453106_00033_49616_6672.N1	26-AUG-2011 04:25:55	Bright	45.000	76	27Gam Cas	2.3000	30000.	90	49616	No
54	GOM_NL__2PRFIN20110826_044001_000000523106_00033_49616_6673.N1	26-AUG-2011 04:40:01	Bright	52.000	6	13Alp Aur	0.080000	3400.0	104	49616	No
55	GOM_NL__2PRFIN20110826_044326_000000453106_00033_49616_6674.N1	26-AUG-2011 04:43:26	Bright	45.000	107	37The Aur	2.6490	11000.	90	49616	No
56	GOM_NL__2PRFIN20110826_044814_000000563106_00033_49616_6675.N1	26-AUG-2011 04:48:14	Tw_i_and_stray	56.000	151	13Mu Gem	2.8900	3000.0	112	49616	No
57	GOM_NL__2PRFIN20110826_044956_000000473106_00033_49616_6676.N1	26-AUG-2011 04:49:56	Tw_i_and_stray	46.500	44	24Gam Gem	1.9280	11000.	93	49616	No
58	GOM_NL__2PRFIN20110826_045404_000000713106_00033_49616_6677.N1	26-AUG-2011 04:54:04	Dark	71.000	14	58Alp Ori	0.87000	3000.0	142	49616	No
59	GOM_NL__2PRFIN20110826_045922_000000483106_00033_49616_6678.N1	26-AUG-2011 04:59:22	Dark	47.500	1	9Alp CMa	-1.4400	11000.	95	49616	No
60	GOM_NL__2PRFIN20110826_050251_000000543106_00033_49616_6679.N1	26-AUG-2011 05:02:51	Dark	54.000	101	11Alp Lep	2.5820	7000.0	108	49616	No
61	GOM_NL__2PRFIN20110826_051740_000000543106_00034_49617_6666.N1	26-AUG-2011 05:17:40	Dark	53.500	157	The1Eri	2.9060	9300.0	107	49617	No
62	GOM_NL__2PRFIN20110826_052020_000000443106_00034_49617_6667.N1	26-AUG-2011 05:20:20	Dark	44.000	9	Alp Eri	0.45300	24000.	88	49617	No
63	GOM_NL__2PRFIN20110826_052616_000000493106_00034_49617_6668.N1	26-AUG-2011 05:26:16	Straylight	48.500	84	Alp Phe	2.3970	4500.0	97	49617	No
64	GOM_NL__2PRFIN20110826_052806_000000463106_00034_49617_6669.N1	26-AUG-2011 05:28:06	Straylight	45.500	63	Bet Gru	2.1500	2800.0	91	49617	No
65	GOM_NL__2PRFIN20110826_053246_000000523106_00034_49617_6670.N1	26-AUG-2011 05:32:46	Straylight	51.500	18	24Alp PsA	1.1660	9700.0	103	49617	No
66	GOM_NL__2PRFIN20110826_053746_000000423106_00034_49617_6671.N1	26-AUG-2011 05:37:46	Bright	42.000	142	49Del Cap	2.8500	8900.0	84	49617	No
67	GOM_NL__2PRFIN20110826_054057_000000393106_00034_49617_6672.N1	26-AUG-2011 05:40:57	Bright	39.000	154	22Bet Aqr	2.8990	5700.0	78	49617	No
68	GOM_NL__2PRFIN20110826_054233_000000433106_00034_49617_6673.N1	26-AUG-2011 05:42:33	Bright	43.000	162	34Alp Aqr	2.9440	5350.0	86	49617	No
69	GOM_NL__2PRFIN20110826_054535_000000393106_00034_49617_6674.N1	26-AUG-2011 05:45:35	Bright	39.000	61	8Eps Peg	2.1000	3900.0	78	49617	No
70	GOM_NL__2PRFIN20110826_055311_000000473106_00034_49617_6675.N1	26-AUG-2011 05:53:11	Bright	47.000	164	44Eta Peg	2.9480	5400.0	94	49617	No
71	GOM_NL__2PRFIN20110826_060034_000000373106_00034_49617_6676.N1	26-AUG-2011 06:00:34	Bright	37.000	89	5Alp Cep	2.4510	8000.0	74	49617	No
72	GOM_NL__2PRFIN20110826_060357_000000463106_00034_49617_6677.N1	26-AUG-2011 06:03:57	Bright	45.500	74	11Bet Cas	2.2680	6600.0	91	49617	No
73	GOM_NL__2PRFIN20110826_060608_000000453106_00034_49617_6678.N1	26-AUG-2011 06:06:08	Bright	45.000	76	27Gam Cas	2.3000	30000.	90	49617	No
74	GOM_NL__2PRFIN20110826_062015_000000553106_00034_49617_6679.N1	26-AUG-2011 06:20:15	Bright	54.500	6	13Alp Aur	0.080000	3400.0	109	49617	No
75	GOM_NL__2PRFIN20110826_062340_000000453106_00034_49617_6680.N1	26-AUG-2011 06:23:40	Bright	44.500	107	37The Aur	2.6490	11000.	89	49617	No
76	GOM_NL__2PRFIN20110826_062829_000000523106_00034_49617_6681.N1	26-AUG-2011 06:28:29	Tw_i_and_stray	52.000	151	13Mu Gem	2.8900	3000.0	104	49617	No
77	GOM_NL__2PRFIN20110826_063010_000000483106_00034_49617_6682.N1	26-AUG-2011 06:30:10	Tw_i_and_stray	47.500	44	24Gam Gem	1.9280	11000.	95	49617	No
78	GOM_NL__2PRFIN20110826_063418_000000643106_00034_49617_6683.N1	26-AUG-2011 06:34:18	Dark	64.000	14	58Alp Ori	0.87000	3000.0	128	49617	No
79	GOM_NL__2PRFIN20110826_063937_000000493106_00034_49617_6684.N1	26-AUG-2011 06:39:37	Dark	48.500	1	9Alp CMa	-1.4400	11000.	97	49617	No
80	GOM_NL__2PRFIN20110826_064306_000000503106_00034_49617_6685.N1	26-AUG-2011 06:43:06	Dark	49.500	101	11Alp Lep	2.5820	7000.0	99	49617	No
81	GOM_NL__2PRFIN20110826_065756_000000553106_00035_49618_6718.N1	26-AUG-2011 06:57:56	Dark	55.000	157	The1Eri	2.9060	9300.0	110	49618	No
82	GOM_NL__2PRFIN20110826_070035_000000443106_00035_49618_6719.N1	26-AUG-2011 07:00:35	Dark	43.500	9	Alp Eri	0.45300	24000.	87	49618	No
83	GOM_NL__2PRFIN20110826_070631_000000613106_00035_49618_6720.N1	26-AUG-2011 07:06:31	Straylight	60.500	84	Alp Phe	2.3970	4500.0	121	49618	No
84	GOM_NL__2PRFIN20110826_070820_000000553106_00035_49618_6721.N1	26-AUG-2011 07:08:20	Straylight	55.000	63	Bet Gru	2.1500	2800.0	110	49618	No
85	GOM_NL__2PRFIN20110826_071300_000000483106_00035_49618_6722.N1	26-AUG-2011 07:13:00	Straylight	48.000	18	24Alp PsA	1.1660	9700.0	96	49618	No
86	GOM_NL__2PRFIN20110826_071800_000000553106_00035_49618_6723.N1	26-AUG-2011 07:18:00	Bright	54.500	142	49Del Cap	2.8500	8900.0	109	49618	No
87	GOM_NL__2PRFIN20110826_072111_000000393106_00035_49618_6724.N1	26-AUG-2011 07:21:11	Bright	39.000	154	22Bet Aqr	2.8990	5700.0	78	49618	No
88	GOM_NL__2PRFIN20110826_072247_000000433106_00035_49618_6725.N1	26-AUG-2011 07:22:47	Bright	42.500	162	34Alp Aqr	2.9440	5350.0	85	49618	No
89	GOM_NL__2PRFIN20110826_072549_000000403106_00035_49618_6726.N1	26-AUG-2011 07:25:49	Bright	40.000	61	8Eps Peg	2.1000	3900.0	80	49618	No
90	GOM_NL__2PRFIN20110826_073324_000000483106_00035_49618_6727.N1	26-AUG-2011 07:33:24	Bright	48.000	164	44Eta Peg	2.9480	5400.0	96	49618	No
91	GOM_NL__2PRFIN20110826_074048_000000383106_00035_49618_6728.N1	26-AUG-2011 07:40:48	Bright	37.500	89	5Alp Cep	2.4510	8000.0	75	49618	No
92	GOM_NL__2PRFIN20110826_074411_000000453106_00035_49618_6729.N1	26-AUG-2011 07:44:11	Bright	45.000	74	11Bet Cas	2.2680	6600.0	90	49618	No
93	GOM_NL__2PRFIN20110826_074621_000000443106_00035_49618_6730.N1	26-AUG-2011 07:46:21	Bright	44.000	76	27Gam Cas	2.3000	30000.	88	49618	No
94	GOM_NL__2PRFIN20110826_080029_000000533106_00035_49618_6731.N1	26-AUG-2011 08:00:29	Bright	53.000	6	13Alp Aur	0.080000	3400.0	106	49618	No
95	GOM_NL__2PRFIN20110826_080354_000000523106_00035_49618_6732.N1	26-AUG-2011 08:03:54	Bright	52.000	107	37The Aur	2.6490	11000.	104	49618	No
96	GOM_NL__2PRFIN20110826_080843_000000533106_00035_49618_6733.N1	26-AUG-2011 08:08:43	Tw_i_and_stray	52.500	151	13Mu Gem	2.8900	3000.0	105	49618	No
97	GOM_NL__2PRFIN20110826_081025_000000473106_00035_49618_6734.N1	26-AUG-2011 08:10:25	Tw_i_and_stray	47.000	44	24Gam Gem	1.9280	11000.	94	49618	No
98	GOM_NL__2PRFIN20110826_081433_000000693106_00035_49618_6735.N1	26-AUG-2011 08:14:33	Dark	69.000	14	58Alp Ori	0.87000	3000.0	138	49618	No
99	GOM_NL__2PRFIN20110826_081951_000000503106_00035_49618_6736.N1	26-AUG-2011 08:19:51	Dark	49.500	1	9Alp CMa	-1.4400	11000.	99	49618	No
100	GOM_NL__2PRFIN20110826_082321_000000503106_00035_49618_6737.N1	26-AUG-2011 08:23:21	Dark	49.500	101	11Alp Lep	2.5820	7000.0	99	49618	No
101	GOM_NL__2PRFIN20110826_083811_000000543106_00036_49619_6712.N1	26-AUG-2011 08:38:11	Dark	53.500	157	The1Eri	2.9060	9300.0	107	49619	No

102	GOM_NL__2PRFIN20110826_084050_000000433106_00036_49619_6713.N1	26-AUG-2011 08:40:50	Dark	43.000	9	Alp Eri	0.45300	24000.	86	49619	No
103	GOM_NL__2PRFIN20110826_084646_000000523106_00036_49619_6714.N1	26-AUG-2011 08:46:46	Straylight	52.000	84	Alp Phe	2.3970	4500.0	104	49619	No
104	GOM_NL__2PRFIN20110826_084834_000000443106_00036_49619_6715.N1	26-AUG-2011 08:48:34	Straylight	44.000	63	Bet Gru	2.1500	2800.0	88	49619	No
105	GOM_NL__2PRFIN20110826_085314_000000493106_00036_49619_6716.N1	26-AUG-2011 08:53:14	Straylight	49.000	18	24Alp PsA	1.1660	9700.0	98	49619	No
106	GOM_NL__2PRFIN20110826_085814_000000553106_00036_49619_6717.N1	26-AUG-2011 08:58:14	Bright	55.000	142	49Del Cap	2.8500	8900.0	110	49619	No
107	GOM_NL__2PRFIN20110826_090126_000000393106_00036_49619_6718.N1	26-AUG-2011 09:01:26	Bright	38.500	154	22Bet Aqr	2.8990	5700.0	77	49619	No
108	GOM_NL__2PRFIN20110826_090301_000000423106_00036_49619_6719.N1	26-AUG-2011 09:03:01	Bright	42.000	162	34Alp Aqr	2.9440	5350.0	84	49619	No
109	GOM_NL__2PRFIN20110826_090602_000000403106_00036_49619_6720.N1	26-AUG-2011 09:06:02	Bright	40.000	61	8Eps Peg	2.1000	3900.0	80	49619	No
110	GOM_NL__2PRFIN20110826_091338_000000463106_00036_49619_6721.N1	26-AUG-2011 09:13:38	Bright	45.500	164	44Eta Peg	2.9480	5400.0	91	49619	No
111	GOM_NL__2PRFIN20110826_092102_000000373106_00036_49619_6722.N1	26-AUG-2011 09:21:02	Bright	37.000	89	5Alp Cep	2.4510	8000.0	74	49619	No
112	GOM_NL__2PRFIN20110826_092424_000000423106_00036_49619_6723.N1	26-AUG-2011 09:24:24	Bright	42.000	74	11Bet Cas	2.2680	6600.0	84	49619	No
113	GOM_NL__2PRFIN20110826_092635_000000463106_00036_49619_6724.N1	26-AUG-2011 09:26:35	Bright	46.000	76	27Gam Cas	2.3000	30000.	92	49619	No
114	GOM_NL__2PRFIN20110826_094043_000000533106_00036_49619_6725.N1	26-AUG-2011 09:40:43	Bright	52.500	6	13Alp Aur	0.080000	3400.0	105	49619	No
115	GOM_NL__2PRFIN20110826_094408_000000453106_00036_49619_6726.N1	26-AUG-2011 09:44:08	Bright	45.000	107	37The Aur	2.6490	11000.	90	49619	No
116	GOM_NL__2PRFIN20110826_094857_000000523106_00036_49619_6727.N1	26-AUG-2011 09:48:57	Tw_i_and_stray	52.000	151	13Mu Gem	2.8900	3000.0	104	49619	No
117	GOM_NL__2PRFIN20110826_095039_000000463106_00036_49619_6728.N1	26-AUG-2011 09:50:39	Tw_i_and_stray	46.000	44	24Gam Gem	1.9280	11000.	92	49619	No
118	GOM_NL__2PRFIN20110826_095448_000000693106_00036_49619_6729.N1	26-AUG-2011 09:54:48	Dark	68.500	14	58Alp Ori	0.87000	3000.0	137	49619	No
119	GOM_NL__2PRFIN20110826_100006_000000513106_00036_49619_6730.N1	26-AUG-2011 10:00:06	Dark	51.000	1	9Alp CMa	-1.4400	11000.	102	49619	No
120	GOM_NL__2PRFIN20110826_100336_000000523106_00036_49619_6731.N1	26-AUG-2011 10:03:36	Dark	52.000	101	11Alp Lep	2.5820	7000.0	104	49619	No
121	GOM_NL__2PRFIN20110826_101826_000000553106_00037_49620_7125.N1	26-AUG-2011 10:18:26	Dark	54.500	157	The1Eri	2.9060	9300.0	109	49620	No
122	GOM_NL__2PRFIN20110826_102104_000000473106_00037_49620_7126.N1	26-AUG-2011 10:21:04	Dark	46.500	9	Alp Eri	0.45300	24000.	93	49620	No
123	GOM_NL__2PRFIN20110826_102700_000000493106_00037_49620_7127.N1	26-AUG-2011 10:27:00	Straylight	48.500	84	Alp Phe	2.3970	4500.0	97	49620	No
124	GOM_NL__2PRFIN20110826_102849_000000443106_00037_49620_7128.N1	26-AUG-2011 10:28:49	Straylight	44.000	63	Bet Gru	2.1500	2800.0	88	49620	No
125	GOM_NL__2PRFIN20110826_103329_000000473106_00037_49620_7129.N1	26-AUG-2011 10:33:29	Straylight	47.000	18	24Alp PsA	1.1660	9700.0	94	49620	No
126	GOM_NL__2PRFIN20110826_103828_000000523106_00037_49620_7130.N1	26-AUG-2011 10:38:28	Bright	51.500	142	49Del Cap	2.8500	8900.0	103	49620	No
127	GOM_NL__2PRFIN20110826_104140_000000383106_00037_49620_7131.N1	26-AUG-2011 10:41:40	Bright	38.000	154	22Bet Aqr	2.8990	5700.0	76	49620	No
128	GOM_NL__2PRFIN20110826_104315_000000433106_00037_49620_7132.N1	26-AUG-2011 10:43:15	Bright	42.500	162	34Alp Aqr	2.9440	5350.0	85	49620	No
129	GOM_NL__2PRFIN20110826_104616_000000393106_00037_49620_7133.N1	26-AUG-2011 10:46:16	Bright	39.000	61	8Eps Peg	2.1000	3900.0	78	49620	No
130	GOM_NL__2PRFIN20110826_105351_000000443106_00037_49620_7134.N1	26-AUG-2011 10:53:51	Bright	44.000	164	44Eta Peg	2.9480	5400.0	88	49620	No
131	GOM_NL__2PRFIN20110826_110116_000000383106_00037_49620_7135.N1	26-AUG-2011 11:01:16	Bright	37.500	89	5Alp Cep	2.4510	8000.0	75	49620	No
132	GOM_NL__2PRFIN20110826_110437_000000473106_00037_49620_7136.N1	26-AUG-2011 11:04:37	Bright	46.500	74	11Bet Cas	2.2680	6600.0	93	49620	No
133	GOM_NL__2PRFIN20110826_110648_000000463106_00037_49620_7137.N1	26-AUG-2011 11:06:48	Bright	46.000	76	27Gam Cas	2.3000	30000.	92	49620	No
134	GOM_NL__2PRFIN20110826_112057_000000543106_00037_49620_7138.N1	26-AUG-2011 11:20:57	Bright	53.500	6	13Alp Aur	0.080000	3400.0	107	49620	No
135	GOM_NL__2PRFIN20110826_112422_000000453106_00037_49620_7139.N1	26-AUG-2011 11:24:22	Bright	44.500	107	37The Aur	2.6490	11000.	89	49620	No
136	GOM_NL__2PRFIN20110826_112911_000000563106_00037_49620_7140.N1	26-AUG-2011 11:29:11	Tw_i_and_stray	55.500	151	13Mu Gem	2.8900	3000.0	111	49620	No
137	GOM_NL__2PRFIN20110826_113053_000000483106_00037_49620_7141.N1	26-AUG-2011 11:30:53	Tw_i_and_stray	48.000	44	24Gam Gem	1.9280	11000.	96	49620	No
138	GOM_NL__2PRFIN20110826_113502_000000603106_00037_49620_7142.N1	26-AUG-2011 11:35:02	Dark	59.500	14	58Alp Ori	0.87000	3000.0	119	49620	No
139	GOM_NL__2PRFIN20110826_114020_000000473106_00037_49620_7143.N1	26-AUG-2011 11:40:20	Dark	46.500	1	9Alp CMa	-1.4400	11000.	93	49620	No
140	GOM_NL__2PRFIN20110826_114351_000000533106_00037_49620_7144.N1	26-AUG-2011 11:43:51	Dark	53.000	101	11Alp Lep	2.5820	7000.0	106	49620	No
141	GOM_NL__2PRFIN20110826_115841_000000543106_00038_49621_7125.N1	26-AUG-2011 11:58:41	Dark	54.000	157	The1Eri	2.9060	9300.0	108	49621	No
142	GOM_NL__2PRFIN20110826_120119_000000453106_00038_49621_7126.N1	26-AUG-2011 12:01:19	Dark	45.000	9	Alp Eri	0.45300	24000.	90	49621	No
143	GOM_NL__2PRFIN20110826_120715_000000513106_00038_49621_7127.N1	26-AUG-2011 12:07:15	Straylight	50.500	84	Alp Phe	2.3970	4500.0	101	49621	No
144	GOM_NL__2PRFIN20110826_120903_000000443106_00038_49621_7128.N1	26-AUG-2011 12:09:03	Straylight	44.000	63	Bet Gru	2.1500	2800.0	88	49621	No
145	GOM_NL__2PRFIN20110826_121343_000000493106_00038_49621_7129.N1	26-AUG-2011 12:13:43	Straylight	49.000	18	24Alp PsA	1.1660	9700.0	98	49621	No
146	GOM_NL__2PRFIN20110826_121842_000000463106_00038_49621_7130.N1	26-AUG-2011 12:18:42	Bright	46.000	142	49Del Cap	2.8500	8900.0	92	49621	No
147	GOM_NL__2PRFIN20110826_122153_000000393106_00038_49621_7131.N1	26-AUG-2011 12:21:53	Bright	38.500	154	22Bet Aqr	2.8990	5700.0	77	49621	No
148	GOM_NL__2PRFIN20110826_122329_000000413106_00038_49621_7132.N1	26-AUG-2011 12:23:29	Bright	41.000	162	34Alp Aqr	2.9440	5350.0	82	49621	No
149	GOM_NL__2PRFIN20110826_122630_000000393106_00038_49621_7133.N1	26-AUG-2011 12:26:30	Bright	38.500	61	8Eps Peg	2.1000	3900.0	77	49621	No
150	GOM_NL__2PRFIN20110826_123404_000000473106_00038_49621_7134.N1	26-AUG-2011 12:34:04	Bright	47.000	164	44Eta Peg	2.9480	5400.0	94	49621	No
151	GOM_NL__2PRFIN20110826_124129_000000383106_00038_49621_7135.N1	26-AUG-2011 12:41:29	Bright	38.000	89	5Alp Cep	2.4510	8000.0	76	49621	No
152	GOM_NL__2PRFIN20110826_124450_000000463106_00038_49621_7136.N1	26-AUG-2011 12:44:50	Bright	45.500	74	11Bet Cas	2.2680	6600.0	91	49621	No
153	GOM_NL__2PRFIN20110826_124701_000000483106_00038_49621_7137.N1	26-AUG-2011 12:47:01	Bright	47.500	76	27Gam Cas	2.3000	30000.	95	49621	No
154	GOM_NL__2PRFIN20110826_130110_000000553106_00038_49621_7138.N1	26-AUG-2011 13:01:10	Bright	55.000	6	13Alp Aur	0.080000	3400.0	110	49621	No
155	GOM_NL__2PRFIN20110826_130436_000000453106_00038_49621_7139.N1	26-AUG-2011 13:04:36	Bright	45.000	107	37The Aur	2.6490	11000.	90	49621	No
156	GOM_NL__2PRFIN20110826_130925_000000543106_00038_49621_7140.N1	26-AUG-2011 13:09:25	Tw_i_and_stray	53.500	151	13Mu Gem	2.8900	3000.0	107	49621	No
157	GOM_NL__2PRFIN20110826_131107_000000513106_00038_49621_7141.N1	26-AUG-2011 13:11:07	Tw_i_and_stray	50.500	44	24Gam Gem	1.9280	11000.	101	49621	No
158	GOM_NL__2PRFIN20110826_131517_000000683106_00038_49621_7142.N1	26-AUG-2011 13:15:17	Dark	67.500	14	58Alp Ori	0.87000	3000.0	135	49621	No
159	GOM_NL__2PRFIN20110826_132035_000000483106_00038_49621_7143.N1	26-AUG-2011 13:20:35	Dark	48.000	1	9Alp CMa	-1.4400	11000.	96	49621	No
160	GOM_NL__2PRFIN20110826_132406_000000513106_00038_49621_7144.N1	26-AUG-2011 13:24:06	Dark	51.000	101	11Alp Lep	2.5820	7000.0	102	49621	No

161	GOM_NL__2PRFIN20110826_133857_000000553106_00039_49622_7125.N1	26-AUG-2011 13:38:57	Dark	54.500	157	The1Eri	2.9060	9300.0	109	49622	No
162	GOM_NL__2PRFIN20110826_134133_000000463106_00039_49622_7126.N1	26-AUG-2011 13:41:33	Dark	45.500	9	Alp Eri	0.45300	24000.	91	49622	No
163	GOM_NL__2PRFIN20110826_134729_000000523106_00039_49622_7127.N1	26-AUG-2011 13:47:29	Straylight	51.500	84	Alp Phe	2.3970	4500.0	103	49622	No
164	GOM_NL__2PRFIN20110826_134917_000000443106_00039_49622_7128.N1	26-AUG-2011 13:49:17	Straylight	44.000	63	Bet Gru	2.1500	2800.0	88	49622	No
165	GOM_NL__2PRFIN20110826_135357_000000483106_00039_49622_7129.N1	26-AUG-2011 13:53:57	Straylight	47.500	18	24Alp PsA	1.1660	9700.0	95	49622	No
166	GOM_NL__2PRFIN20110826_135856_000000553106_00039_49622_7130.N1	26-AUG-2011 13:58:56	Bright	55.000	142	49Del Cap	2.8500	8900.0	110	49622	No
167	GOM_NL__2PRFIN20110826_140208_000000393106_00039_49622_7131.N1	26-AUG-2011 14:02:08	Bright	39.000	154	22Bet Aqr	2.8990	5700.0	78	49622	No
168	GOM_NL__2PRFIN20110826_140343_000000433106_00039_49622_7132.N1	26-AUG-2011 14:03:43	Bright	42.500	162	34Alp Aqr	2.9440	5350.0	85	49622	No
169	GOM_NL__2PRFIN20110826_140644_000000423106_00039_49622_7133.N1	26-AUG-2011 14:06:44	Bright	41.500	61	8Eps Peg	2.1000	3900.0	83	49622	No
170	GOM_NL__2PRFIN20110826_141418_000000473106_00039_49622_7134.N1	26-AUG-2011 14:14:18	Bright	47.000	164	44Eta Peg	2.9480	5400.0	94	49622	No
171	GOM_NL__2PRFIN20110826_142143_000000383106_00039_49622_7135.N1	26-AUG-2011 14:21:43	Bright	38.000	89	5Alp Cep	2.4510	8000.0	76	49622	No
172	GOM_NL__2PRFIN20110826_142504_000000443106_00039_49622_7136.N1	26-AUG-2011 14:25:04	Bright	44.000	74	11Bet Cas	2.2680	6600.0	88	49622	No
173	GOM_NL__2PRFIN20110826_144124_000000573106_00039_49622_7137.N1	26-AUG-2011 14:41:24	Bright	57.000	6	13Alp Aur	0.080000	3400.0	114	49622	No
174	GOM_NL__2PRFIN20110826_144450_000000423106_00039_49622_7138.N1	26-AUG-2011 14:44:50	Bright	41.500	107	37The Aur	2.6490	11000.	83	49622	No
175	GOM_NL__2PRFIN20110826_144940_000000553106_00039_49622_7139.N1	26-AUG-2011 14:49:40	Tw_i_and_stray	55.000	151	13Mu Gem	2.8900	3000.0	110	49622	No
176	GOM_NL__2PRFIN20110826_145122_000000483106_00039_49622_7140.N1	26-AUG-2011 14:51:22	Tw_i_and_stray	48.000	44	24Gam Gem	1.9280	11000.	96	49622	No
177	GOM_NL__2PRFIN20110826_145531_000000683106_00039_49622_7141.N1	26-AUG-2011 14:55:31	Dark	68.000	14	58Alp Ori	0.87000	3000.0	136	49622	No
178	GOM_NL__2PRFIN20110826_145919_000000543106_00039_49622_7142.N1	26-AUG-2011 14:59:19	Dark	54.000	30	46Eps Ori	1.6940	30000.	108	49622	No
179	GOM_NL__2PRFIN20110826_150049_000000493106_00039_49622_7143.N1	26-AUG-2011 15:00:49	Dark	48.500	1	9Alp CMa	-1.4400	11000.	97	49622	No
180	GOM_NL__2PRFIN20110826_150421_000000533106_00039_49622_7144.N1	26-AUG-2011 15:04:21	Dark	52.500	101	11Alp Lep	2.5820	7000.0	105	49622	No
181	GOM_NL__2PRFIN20110826_151912_000000563106_00040_49623_7125.N1	26-AUG-2011 15:19:12	Dark	55.500	157	The1Eri	2.9060	9300.0	111	49623	No
182	GOM_NL__2PRFIN20110826_152148_000000443106_00040_49623_7126.N1	26-AUG-2011 15:21:48	Dark	43.500	9	Alp Eri	0.45300	24000.	87	49623	No
183	GOM_NL__2PRFIN20110826_152744_000000513106_00040_49623_7127.N1	26-AUG-2011 15:27:44	Straylight	50.500	84	Alp Phe	2.3970	4500.0	101	49623	No
184	GOM_NL__2PRFIN20110826_152932_000000493106_00040_49623_7128.N1	26-AUG-2011 15:29:32	Straylight	48.500	63	Bet Gru	2.1500	2800.0	97	49623	No
185	GOM_NL__2PRFIN20110826_153411_000000493106_00040_49623_7129.N1	26-AUG-2011 15:34:11	Straylight	49.000	18	24Alp PsA	1.1660	9700.0	98	49623	No
186	GOM_NL__2PRFIN20110826_153910_000000493106_00040_49623_7130.N1	26-AUG-2011 15:39:10	Bright	48.500	142	49Del Cap	2.8500	8900.0	97	49623	No
187	GOM_NL__2PRFIN20110826_154221_000000403106_00040_49623_7131.N1	26-AUG-2011 15:42:21	Bright	39.500	154	22Bet Aqr	2.8990	5700.0	79	49623	No
188	GOM_NL__2PRFIN20110826_154357_000000423106_00040_49623_7132.N1	26-AUG-2011 15:43:57	Bright	42.000	162	34Alp Aqr	2.9440	5350.0	84	49623	No
189	GOM_NL__2PRFIN20110826_154658_000000413106_00040_49623_7133.N1	26-AUG-2011 15:46:58	Bright	41.000	61	8Eps Peg	2.1000	3900.0	82	49623	No
190	GOM_NL__2PRFIN20110826_155431_000000473106_00040_49623_7134.N1	26-AUG-2011 15:54:31	Bright	47.000	164	44Eta Peg	2.9480	5400.0	94	49623	No
191	GOM_NL__2PRFIN20110826_160157_000000383106_00040_49623_7135.N1	26-AUG-2011 16:01:57	Bright	37.500	89	5Alp Cep	2.4510	8000.0	75	49623	No
192	GOM_NL__2PRFIN20110826_160517_000000463106_00040_49623_7136.N1	26-AUG-2011 16:05:17	Bright	46.000	74	11Bet Cas	2.2680	6600.0	92	49623	No
193	GOM_NL__2PRFIN20110826_160728_000000483106_00040_49623_7137.N1	26-AUG-2011 16:07:28	Bright	47.500	76	27Gam Cas	2.3000	30000.	95	49623	No
194	GOM_NL__2PRFIN20110826_162138_000000573106_00040_49623_7138.N1	26-AUG-2011 16:21:38	Bright	57.000	6	13Alp Aur	0.080000	3400.0	114	49623	No
195	GOM_NL__2PRFIN20110826_162504_000000453106_00040_49623_7139.N1	26-AUG-2011 16:25:04	Bright	44.500	107	37The Aur	2.6490	11000.	89	49623	No
196	GOM_NL__2PRFIN20110826_162954_000000553106_00040_49623_7140.N1	26-AUG-2011 16:29:54	Tw_i_and_stray	54.500	151	13Mu Gem	2.8900	3000.0	109	49623	No
197	GOM_NL__2PRFIN20110826_163136_000000493106_00040_49623_7141.N1	26-AUG-2011 16:31:36	Tw_i_and_stray	48.500	44	24Gam Gem	1.9280	11000.	97	49623	No
198	GOM_NL__2PRFIN20110826_163546_000000663106_00040_49623_7142.N1	26-AUG-2011 16:35:46	Dark	65.500	14	58Alp Ori	0.87000	3000.0	131	49623	No
199	GOM_NL__2PRFIN20110826_163934_000000543106_00040_49623_7143.N1	26-AUG-2011 16:39:34	Dark	54.000	30	46Eps Ori	1.6940	30000.	108	49623	No
200	GOM_NL__2PRFIN20110826_164104_000000483106_00040_49623_7144.N1	26-AUG-2011 16:41:04	Dark	48.000	1	9Alp CMa	-1.4400	11000.	96	49623	No
201	GOM_NL__2PRFIN20110826_164436_000000543106_00040_49623_7145.N1	26-AUG-2011 16:44:36	Dark	53.500	101	11Alp Lep	2.5820	7000.0	107	49623	No
202	GOM_NL__2PRFIN20110826_165927_000000553106_00041_49624_7125.N1	26-AUG-2011 16:59:27	Dark	54.500	157	The1Eri	2.9060	9300.0	109	49624	No
203	GOM_NL__2PRFIN20110826_170203_000000433106_00041_49624_7126.N1	26-AUG-2011 17:02:03	Dark	42.500	9	Alp Eri	0.45300	24000.	85	49624	No
204	GOM_NL__2PRFIN20110826_170759_000000563106_00041_49624_7127.N1	26-AUG-2011 17:07:59	Straylight	56.000	84	Alp Phe	2.3970	4500.0	112	49624	No
205	GOM_NL__2PRFIN20110826_170946_000000483106_00041_49624_7128.N1	26-AUG-2011 17:09:46	Straylight	47.500	63	Bet Gru	2.1500	2800.0	95	49624	No
206	GOM_NL__2PRFIN20110826_171426_000000523106_00041_49624_7129.N1	26-AUG-2011 17:14:26	Straylight	51.500	18	24Alp PsA	1.1660	9700.0	103	49624	No
207	GOM_NL__2PRFIN20110826_171925_000000493106_00041_49624_7130.N1	26-AUG-2011 17:19:25	Bright	49.000	142	49Del Cap	2.8500	8900.0	98	49624	No
208	GOM_NL__2PRFIN20110826_172236_000000393106_00041_49624_7131.N1	26-AUG-2011 17:22:36	Bright	38.500	154	22Bet Aqr	2.8990	5700.0	77	49624	No
209	GOM_NL__2PRFIN20110826_172411_000000423106_00041_49624_7132.N1	26-AUG-2011 17:24:11	Bright	41.500	162	34Alp Aqr	2.9440	5350.0	83	49624	No
210	GOM_NL__2PRFIN20110826_172712_000000393106_00041_49624_7133.N1	26-AUG-2011 17:27:12	Bright	39.000	61	8Eps Peg	2.1000	3900.0	78	49624	No
211	GOM_NL__2PRFIN20110826_173444_000000483106_00041_49624_7134.N1	26-AUG-2011 17:34:44	Bright	48.000	164	44Eta Peg	2.9480	5400.0	96	49624	No
212	GOM_NL__2PRFIN20110826_174211_000000383106_00041_49624_7135.N1	26-AUG-2011 17:42:11	Bright	37.500	89	5Alp Cep	2.4510	8000.0	75	49624	No
213	GOM_NL__2PRFIN20110826_174530_000000463106_00041_49624_7136.N1	26-AUG-2011 17:45:30	Bright	45.500	74	11Bet Cas	2.2680	6600.0	91	49624	No
214	GOM_NL__2PRFIN20110826_174741_000000483106_00041_49624_7137.N1	26-AUG-2011 17:47:41	Bright	48.000	76	27Gam Cas	2.3000	30000.	96	49624	No
215	GOM_NL__2PRFIN20110826_180152_000000563106_00041_49624_7138.N1	26-AUG-2011 18:01:52	Bright	56.000	6	13Alp Aur	0.080000	3400.0	112	49624	No
216	GOM_NL__2PRFIN20110826_180518_000000433106_00041_49624_7139.N1	26-AUG-2011 18:05:18	Bright	42.500	107	37The Aur	2.6490	11000.	85	49624	No
217	GOM_NL__2PRFIN20110826_181008_000000523106_00041_49624_7140.N1	26-AUG-2011 18:10:08	Tw_i_and_stray	51.500	151	13Mu Gem	2.8900	3000.0	103	49624	No
218	GOM_NL__2PRFIN20110826_181150_000000483106_00041_49624_7141.N1	26-AUG-2011 18:11:50	Tw_i_and_stray	47.500	44	24Gam Gem	1.9280	11000.	95	49624	No
219	GOM_NL__2PRFIN20110826_181319_000000403106_00041_49624_7142.N1	26-AUG-2011 18:13:19	Twilight	40.000	153	3Bet CMi	2.8940	13100.	80	49624	No

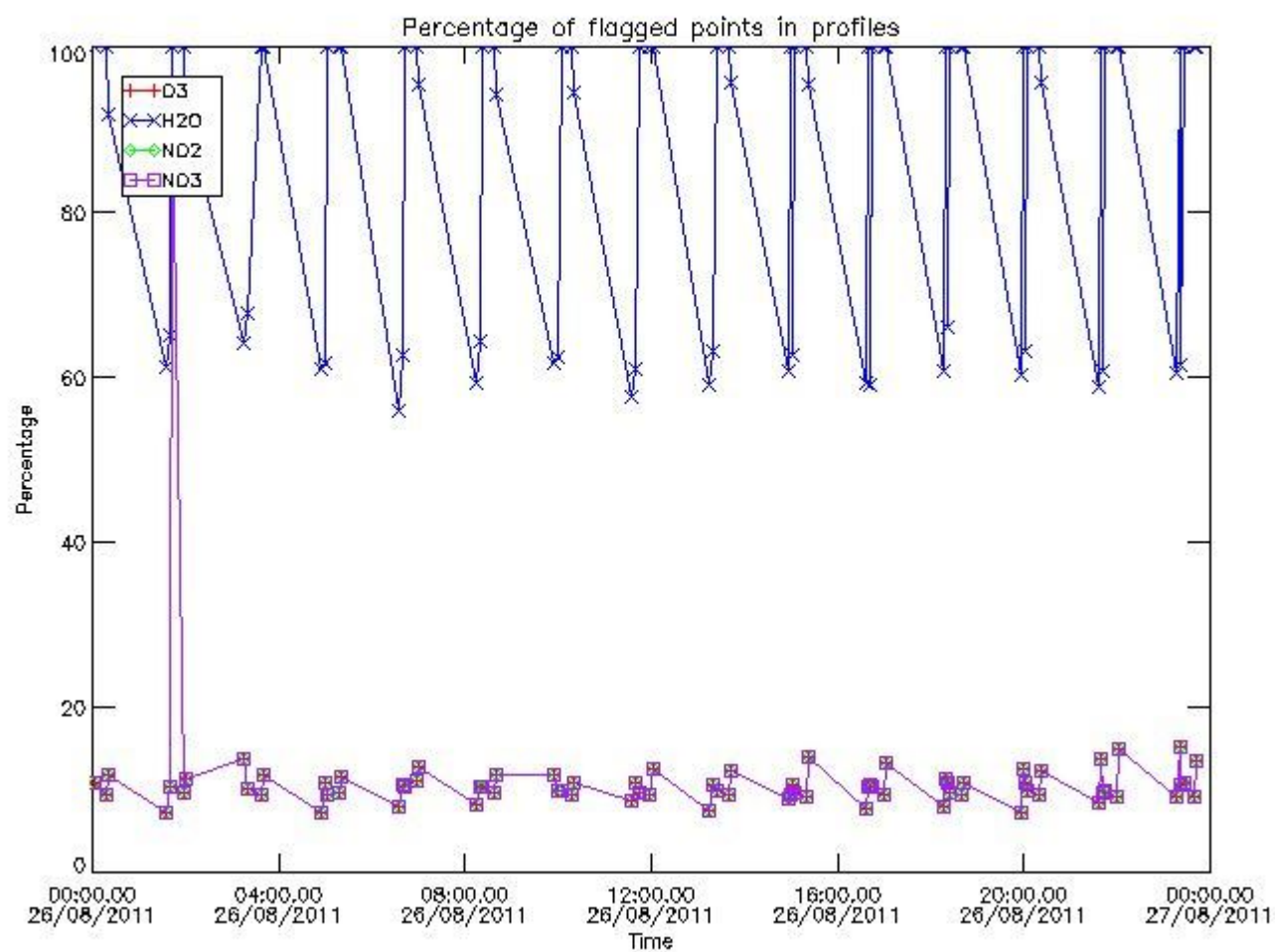
220	GOM_NL__2PRFIN20110826_181601_000000643106_00041_49624_7143.N1	26-AUG-2011 18:16:01	Dark	64.000	14	58Alp Ori	0.87000	3000.0	128	49624	No
221	GOM_NL__2PRFIN20110826_181949_000000453106_00041_49624_7144.N1	26-AUG-2011 18:19:49	Dark	45.000	30	46Eps Ori	1.6940	30000.	90	49624	No
222	GOM_NL__2PRFIN20110826_182118_000000483106_00041_49624_7145.N1	26-AUG-2011 18:21:18	Dark	47.500	1	9Alp CMa	-1.4400	11000.	95	49624	No
223	GOM_NL__2PRFIN20110826_182451_000000533106_00041_49624_7146.N1	26-AUG-2011 18:24:51	Dark	53.000	101	11Alp Lep	2.5820	7000.0	106	49624	No
224	GOM_NL__2PRFIN20110826_183942_000000543106_00042_49625_7125.N1	26-AUG-2011 18:39:42	Dark	54.000	157	The1Eri	2.9060	9300.0	108	49625	No
225	GOM_NL__2PRFIN20110826_184217_000000473106_00042_49625_7126.N1	26-AUG-2011 18:42:17	Dark	46.500	9	Alp Eri	0.45300	24000.	93	49625	No
226	GOM_NL__2PRFIN20110826_184813_000000493106_00042_49625_7127.N1	26-AUG-2011 18:48:13	Straylight	49.000	84	Alp Phe	2.3970	4500.0	98	49625	No
227	GOM_NL__2PRFIN20110826_185000_000000483106_00042_49625_7128.N1	26-AUG-2011 18:50:00	Straylight	47.500	63	Bet Gru	2.1500	2800.0	95	49625	No
228	GOM_NL__2PRFIN20110826_185440_000000513106_00042_49625_7129.N1	26-AUG-2011 18:54:40	Straylight	51.000	18	24Alp PsA	1.1660	9700.0	102	49625	No
229	GOM_NL__2PRFIN20110826_185939_000000443106_00042_49625_7130.N1	26-AUG-2011 18:59:39	Bright	44.000	142	49Del Cap	2.8500	8900.0	88	49625	No
230	GOM_NL__2PRFIN20110826_190250_000000403106_00042_49625_7131.N1	26-AUG-2011 19:02:50	Bright	39.500	154	22Bet Aqr	2.8990	5700.0	79	49625	No
231	GOM_NL__2PRFIN20110826_190424_000000433106_00042_49625_7132.N1	26-AUG-2011 19:04:24	Bright	42.500	162	34Alp Aqr	2.9440	5350.0	85	49625	No
232	GOM_NL__2PRFIN20110826_190726_000000393106_00042_49625_7133.N1	26-AUG-2011 19:07:26	Bright	39.000	61	8Eps Peg	2.1000	3900.0	78	49625	No
233	GOM_NL__2PRFIN20110826_191458_000000453106_00042_49625_7134.N1	26-AUG-2011 19:14:58	Bright	44.500	164	44Eta Peg	2.9480	5400.0	89	49625	No
234	GOM_NL__2PRFIN20110826_192225_000000383106_00042_49625_7135.N1	26-AUG-2011 19:22:25	Bright	38.000	89	5Alp Cep	2.4510	8000.0	76	49625	No
235	GOM_NL__2PRFIN20110826_192544_000000453106_00042_49625_7136.N1	26-AUG-2011 19:25:44	Bright	44.500	74	11Bet Cas	2.2680	6600.0	89	49625	No
236	GOM_NL__2PRFIN20110826_192754_000000483106_00042_49625_7137.N1	26-AUG-2011 19:27:54	Bright	48.000	76	27Gam Cas	2.3000	30000.	96	49625	No
237	GOM_NL__2PRFIN20110826_194205_000000573106_00042_49625_7138.N1	26-AUG-2011 19:42:05	Bright	57.000	6	13Alp Aur	0.080000	3400.0	114	49625	No
238	GOM_NL__2PRFIN20110826_194532_000000453106_00042_49625_7139.N1	26-AUG-2011 19:45:32	Bright	45.000	107	37The Aur	2.6490	11000.	90	49625	No
239	GOM_NL__2PRFIN20110826_195023_000000543106_00042_49625_7140.N1	26-AUG-2011 19:50:23	Twilight	54.000	151	13Mu Gem	2.8900	3000.0	108	49625	No
240	GOM_NL__2PRFIN20110826_195205_000000483106_00042_49625_7141.N1	26-AUG-2011 19:52:05	Twilight	48.000	44	24Gam Gem	1.9280	11000.	96	49625	No
241	GOM_NL__2PRFIN20110826_195333_000000413106_00042_49625_7142.N1	26-AUG-2011 19:53:33	Twilight	40.500	153	3Bet CMi	2.8940	13100.	81	49625	No
242	GOM_NL__2PRFIN20110826_195615_000000713106_00042_49625_7143.N1	26-AUG-2011 19:56:15	Dark	71.000	14	58Alp Ori	0.87000	3000.0	142	49625	No
243	GOM_NL__2PRFIN20110826_200004_000000453106_00042_49625_7144.N1	26-AUG-2011 20:00:04	Dark	45.000	30	46Eps Ori	1.6940	30000.	90	49625	No
244	GOM_NL__2PRFIN20110826_200133_000000473106_00042_49625_7145.N1	26-AUG-2011 20:01:33	Dark	46.500	1	9Alp CMa	-1.4400	11000.	93	49625	No
245	GOM_NL__2PRFIN20110826_200506_000000523106_00042_49625_7146.N1	26-AUG-2011 20:05:06	Dark	52.000	101	11Alp Lep	2.5820	7000.0	104	49625	No
246	GOM_NL__2PRFIN20110826_201957_000000543106_00043_49626_7125.N1	26-AUG-2011 20:19:57	Dark	54.000	157	The1Eri	2.9060	9300.0	108	49626	No
247	GOM_NL__2PRFIN20110826_202232_000000453106_00043_49626_7126.N1	26-AUG-2011 20:22:32	Dark	45.000	9	Alp Eri	0.45300	24000.	90	49626	No
248	GOM_NL__2PRFIN20110826_202828_000000603106_00043_49626_7127.N1	26-AUG-2011 20:28:28	Straylight	59.500	84	Alp Phe	2.3970	4500.0	119	49626	No
249	GOM_NL__2PRFIN20110826_203015_000000553106_00043_49626_7128.N1	26-AUG-2011 20:30:15	Straylight	54.500	63	Bet Gru	2.1500	2800.0	109	49626	No
250	GOM_NL__2PRFIN20110826_203454_000000453106_00043_49626_7129.N1	26-AUG-2011 20:34:54	Straylight	45.000	18	24Alp PsA	1.1660	9700.0	90	49626	No
251	GOM_NL__2PRFIN20110826_203953_000000463106_00043_49626_7130.N1	26-AUG-2011 20:39:53	Bright	46.000	142	49Del Cap	2.8500	8900.0	92	49626	No
252	GOM_NL__2PRFIN20110826_204304_000000383106_00043_49626_7131.N1	26-AUG-2011 20:43:04	Bright	37.500	154	22Bet Aqr	2.8990	5700.0	75	49626	No
253	GOM_NL__2PRFIN20110826_204438_000000423106_00043_49626_7132.N1	26-AUG-2011 20:44:38	Bright	41.500	162	34Alp Aqr	2.9440	5350.0	83	49626	No
254	GOM_NL__2PRFIN20110826_204739_000000403106_00043_49626_7133.N1	26-AUG-2011 20:47:39	Bright	39.500	61	8Eps Peg	2.1000	3900.0	79	49626	No
255	GOM_NL__2PRFIN20110826_205511_000000483106_00043_49626_7134.N1	26-AUG-2011 20:55:11	Bright	47.500	164	44Eta Peg	2.9480	5400.0	95	49626	No
256	GOM_NL__2PRFIN20110826_210239_000000373106_00043_49626_7135.N1	26-AUG-2011 21:02:39	Bright	36.500	89	5Alp Cep	2.4510	8000.0	73	49626	No
257	GOM_NL__2PRFIN20110826_210557_000000463106_00043_49626_7136.N1	26-AUG-2011 21:05:57	Bright	46.000	74	11Bet Cas	2.2680	6600.0	92	49626	No
258	GOM_NL__2PRFIN20110826_210808_000000473106_00043_49626_7137.N1	26-AUG-2011 21:08:08	Bright	47.000	76	27Gam Cas	2.3000	30000.	94	49626	No
259	GOM_NL__2PRFIN20110826_212219_000000523106_00043_49626_7138.N1	26-AUG-2011 21:22:19	Bright	52.000	6	13Alp Aur	0.080000	3400.0	104	49626	No
260	GOM_NL__2PRFIN20110826_212546_000000453106_00043_49626_7139.N1	26-AUG-2011 21:25:46	Bright	44.500	107	37The Aur	2.6490	11000.	89	49626	No
261	GOM_NL__2PRFIN20110826_213037_000000553106_00043_49626_7140.N1	26-AUG-2011 21:30:37	Twilight	55.000	151	13Mu Gem	2.8900	3000.0	110	49626	No
262	GOM_NL__2PRFIN20110826_213219_000000483106_00043_49626_7141.N1	26-AUG-2011 21:32:19	Twilight	48.000	44	24Gam Gem	1.9280	11000.	96	49626	No
263	GOM_NL__2PRFIN20110826_213347_000000403106_00043_49626_7142.N1	26-AUG-2011 21:33:47	Twilight	39.500	153	3Bet CMi	2.8940	13100.	79	49626	No
264	GOM_NL__2PRFIN20110826_213630_000000613106_00043_49626_7143.N1	26-AUG-2011 21:36:30	Dark	61.000	14	58Alp Ori	0.87000	3000.0	122	49626	No
265	GOM_NL__2PRFIN20110826_214019_000000373106_00043_49626_7144.N1	26-AUG-2011 21:40:19	Dark	37.000	30	46Eps Ori	1.6940	30000.	74	49626	No
266	GOM_NL__2PRFIN20110826_214147_000000533106_00043_49626_7145.N1	26-AUG-2011 21:41:47	Dark	52.500	1	9Alp CMa	-1.4400	11000.	105	49626	No
267	GOM_NL__2PRFIN20110826_214521_000000523106_00043_49626_7146.N1	26-AUG-2011 21:45:21	Dark	52.000	101	11Alp Lep	2.5820	7000.0	104	49626	No
268	GOM_NL__2PRFIN20110826_220013_000000563106_00044_49627_7145.N1	26-AUG-2011 22:00:13	Dark	55.500	157	The1Eri	2.9060	9300.0	111	49627	No
269	GOM_NL__2PRFIN20110826_220246_000000453106_00044_49627_7146.N1	26-AUG-2011 22:02:46	Dark	44.500	9	Alp Eri	0.45300	24000.	89	49627	No
270	GOM_NL__2PRFIN20110826_220843_000000553106_00044_49627_7147.N1	26-AUG-2011 22:08:43	Straylight	55.000	84	Alp Phe	2.3970	4500.0	110	49627	No
271	GOM_NL__2PRFIN20110826_221029_000000433106_00044_49627_7148.N1	26-AUG-2011 22:10:29	Straylight	43.000	63	Bet Gru	2.1500	2800.0	86	49627	No
272	GOM_NL__2PRFIN20110826_221508_000000463106_00044_49627_7149.N1	26-AUG-2011 22:15:08	Straylight	46.000	18	24Alp PsA	1.1660	9700.0	92	49627	No
273	GOM_NL__2PRFIN20110826_222007_000000483106_00044_49627_7150.N1	26-AUG-2011 22:20:07	Bright	47.500	142	49Del Cap	2.8500	8900.0	95	49627	No
274	GOM_NL__2PRFIN20110826_222452_000000423106_00044_49627_7151.N1	26-AUG-2011 22:24:52	Bright	42.000	162	34Alp Aqr	2.9440	5350.0	84	49627	No
275	GOM_NL__2PRFIN20110826_222753_000000413106_00044_49627_7152.N1	26-AUG-2011 22:27:53	Bright	41.000	61	8Eps Peg	2.1000	3900.0	82	49627	No
276	GOM_NL__2PRFIN20110826_223525_000000443106_00044_49627_7153.N1	26-AUG-2011 22:35:25	Bright	44.000	164	44Eta Peg	2.9480	5400.0	88	49627	No
277	GOM_NL__2PRFIN20110826_224252_000000383106_00044_49627_7154.N1	26-AUG-2011 22:42:52	Bright	38.000	89	5Alp Cep	2.4510	8000.0	76	49627	No
278	GOM_NL__2PRFIN20110826_224610_000000463106_00044_49627_7155.N1	26-AUG-2011 22:46:10	Bright	46.000	74	11Bet Cas	2.2680	6600.0	92	49627	No

279	GOM_NL__2PRFIN20110826_224821_000000473106_00044_49627_7156.N1	26-AUG-2011 22:48:21	Bright	46.500	76	27Gam Cas	2.3000	30000.	93	49627	No
280	GOM_NL__2PRFIN20110826_230233_000000573106_00044_49627_7157.N1	26-AUG-2011 23:02:33	Bright	57.000	6	13Alp Aur	0.080000	3400.0	114	49627	No
281	GOM_NL__2PRFIN20110826_230600_000000463106_00044_49627_7158.N1	26-AUG-2011 23:06:00	Bright	46.000	107	37The Aur	2.6490	11000.	92	49627	No
282	GOM_NL__2PRFIN20110826_231051_000000553106_00044_49627_7159.N1	26-AUG-2011 23:10:51	Twilight	55.000	151	13Mu Gem	2.8900	3000.0	110	49627	No
283	GOM_NL__2PRFIN20110826_231233_000000493106_00044_49627_7160.N1	26-AUG-2011 23:12:33	Twilight	49.000	44	24Gam Gem	1.9280	11000.	98	49627	No
284	GOM_NL__2PRFIN20110826_231401_000000403106_00044_49627_7161.N1	26-AUG-2011 23:14:01	Twilight	39.500	153	3Bet CMI	2.8940	13100.	79	49627	No
285	GOM_NL__2PRFIN20110826_231645_000000683106_00044_49627_7162.N1	26-AUG-2011 23:16:45	Dark	67.500	14	58Alp Ori	0.87000	3000.0	135	49627	No
286	GOM_NL__2PRFIN20110826_232034_000000373106_00044_49627_7163.N1	26-AUG-2011 23:20:34	Dark	37.000	30	46Eps Ori	1.6940	30000.	74	49627	No
287	GOM_NL__2PRFIN20110826_232202_000000493106_00044_49627_7164.N1	26-AUG-2011 23:22:02	Dark	48.500	1	9Alp CMa	-1.4400	11000.	97	49627	No
288	GOM_NL__2PRFIN20110826_232536_000000473106_00044_49627_7165.N1	26-AUG-2011 23:25:36	Dark	47.000	101	11Alp Lep	2.5820	7000.0	94	49627	No
289	GOM_NL__2PRFIN20110826_234028_000000563106_00045_49628_7145.N1	26-AUG-2011 23:40:28	Dark	55.500	157	The1Eri	2.9060	9300.0	111	49628	No
290	GOM_NL__2PRFIN20110826_234301_000000453106_00045_49628_7146.N1	26-AUG-2011 23:43:01	Dark	45.000	9	Alp Eri	0.45300	24000.	90	49628	No
291	GOM_NL__2PRFIN20110826_234857_000000503106_00045_49628_7147.N1	26-AUG-2011 23:48:57	Straylight	50.000	84	Alp Phe	2.3970	4500.0	100	49628	No
292	GOM_NL__2PRFIN20110826_235043_000000553106_00045_49628_7148.N1	26-AUG-2011 23:50:43	Straylight	55.000	63	Bet Gru	2.1500	2800.0	110	49628	No
293	GOM_NL__2PRFIN20110826_235523_000000473106_00045_49628_7149.N1	26-AUG-2011 23:55:23	Straylight	47.000	18	24Alp PsA	1.1660	9700.0	94	49628	No

3. Quality information per product

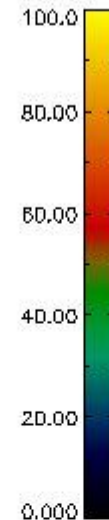
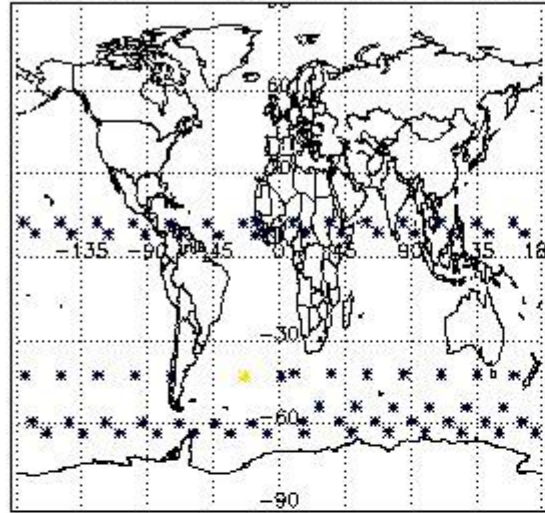
In this section it is plotted some information contained in the Quality Summary data set of the level 2 products. Only products in dark limb conditions and without errors (error flag in the MPH set to "0") are used.

3.1 Plot quality information per product (time dependant)

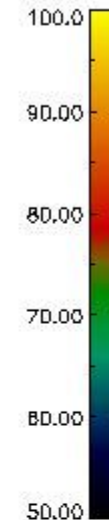
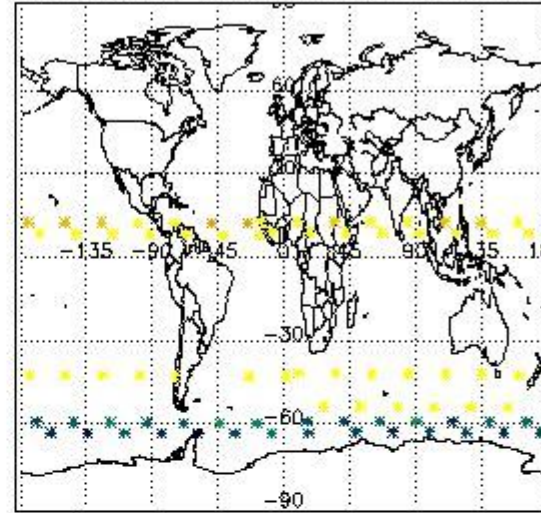


3.2 Plot quality information per product (world map)


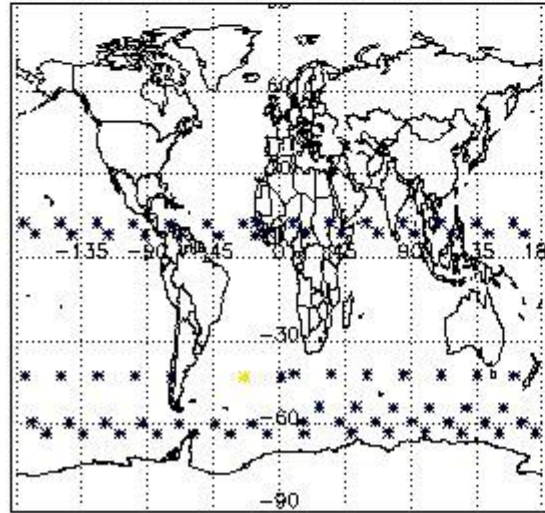
Percentage of flagged data per O3 profile



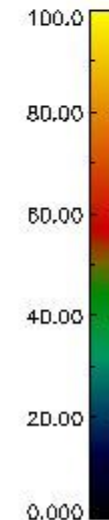
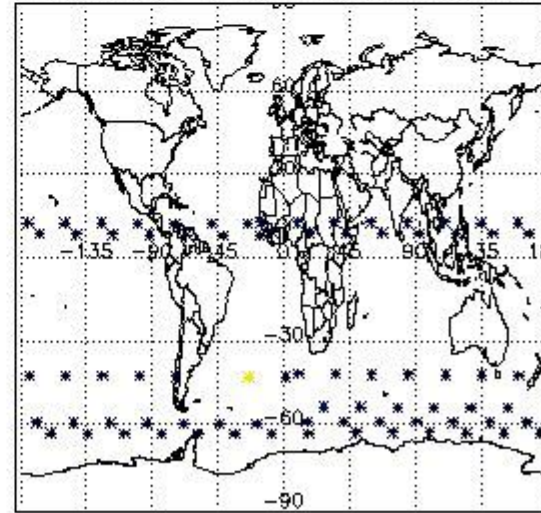
Percentage of flagged data per H2O profile



Percentage of flagged data per NO2 profile



Percentage of flagged data per NO3 profile

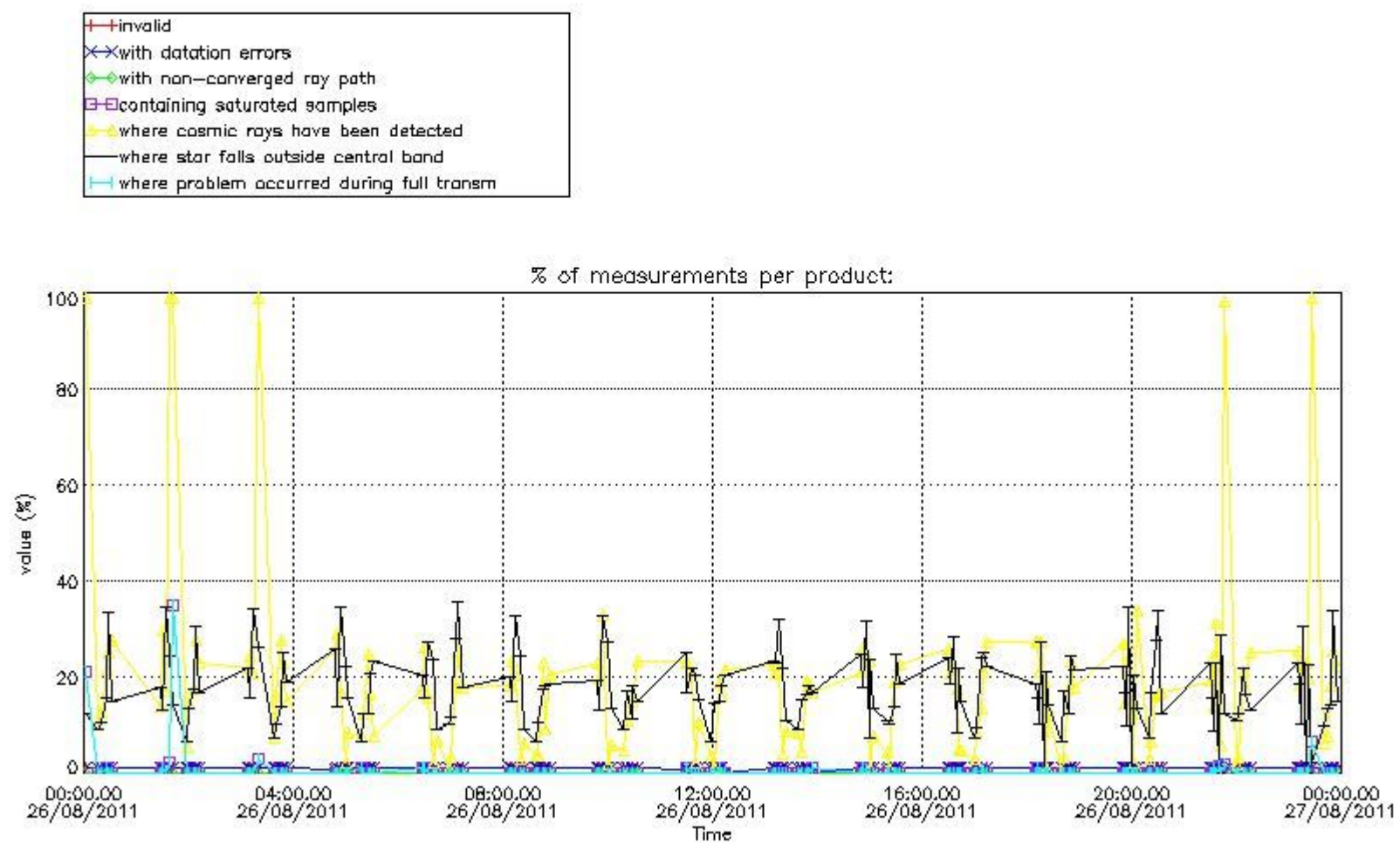


4. Level 1 quality information per product

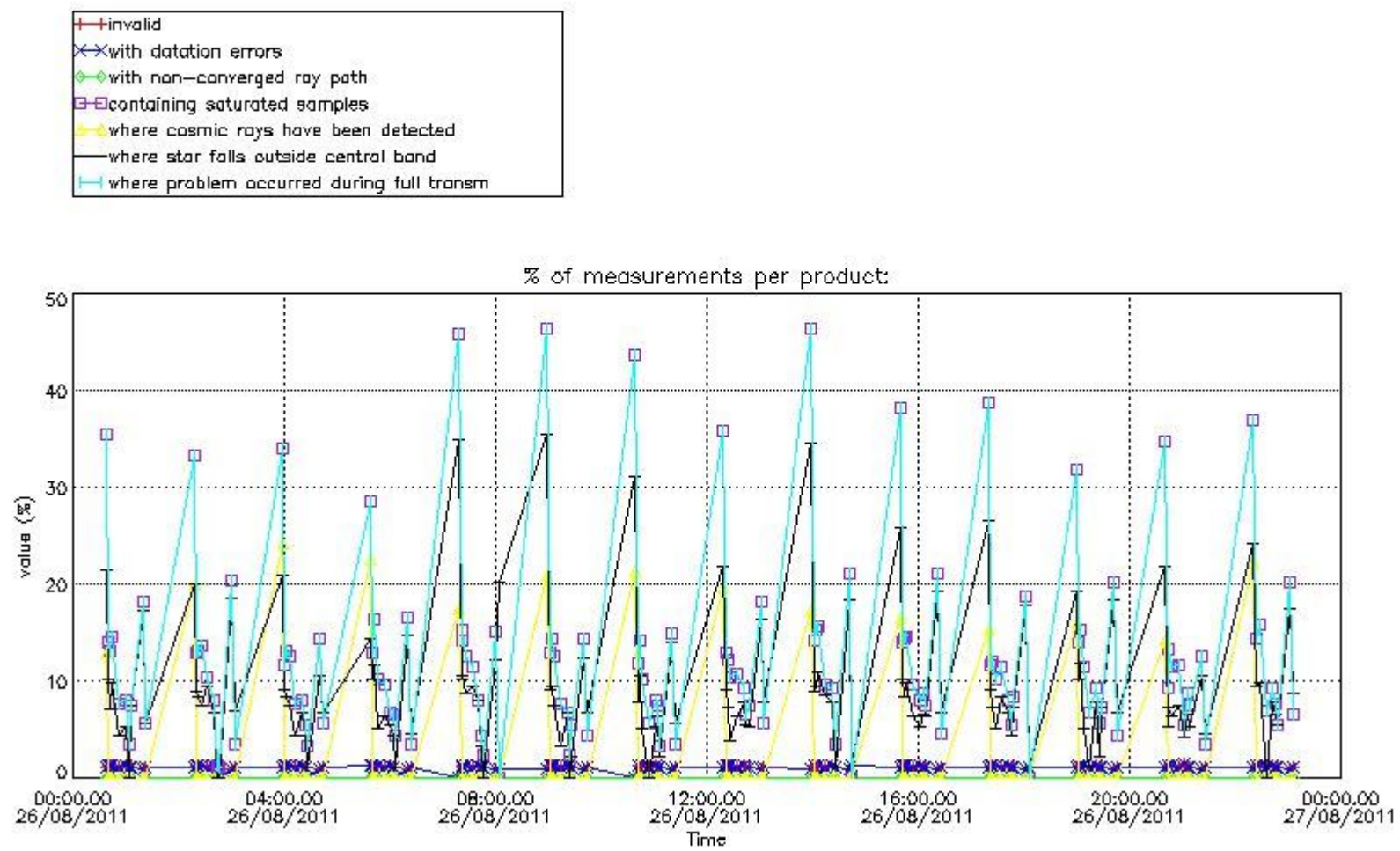
In this section it is plotted some information contained in the Quality Summary data set of the level 2 products that comes from the level 1b processing. Products without errors (error flag in the MPH set to "0") are used.

4.1 Plot quality information per product (time dependant) coming from level 1b processing

4.1.1 Plot level 1 quality information per product (time dependant): ENVISAT ASCENDING passes

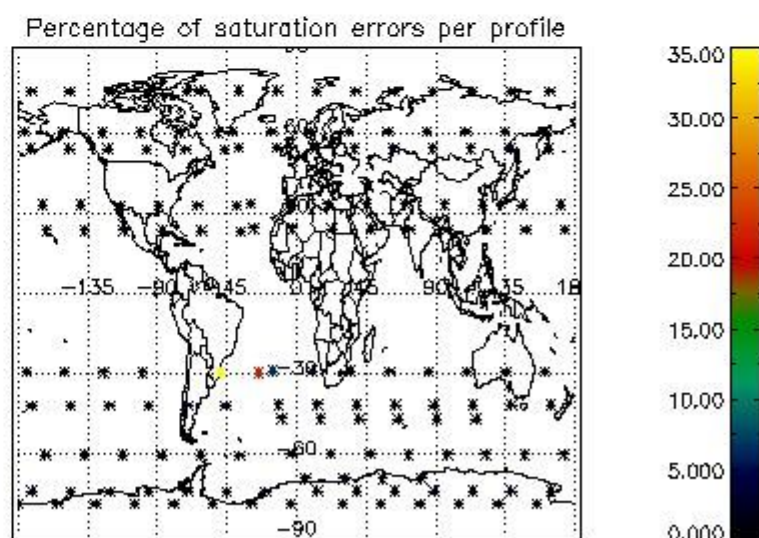
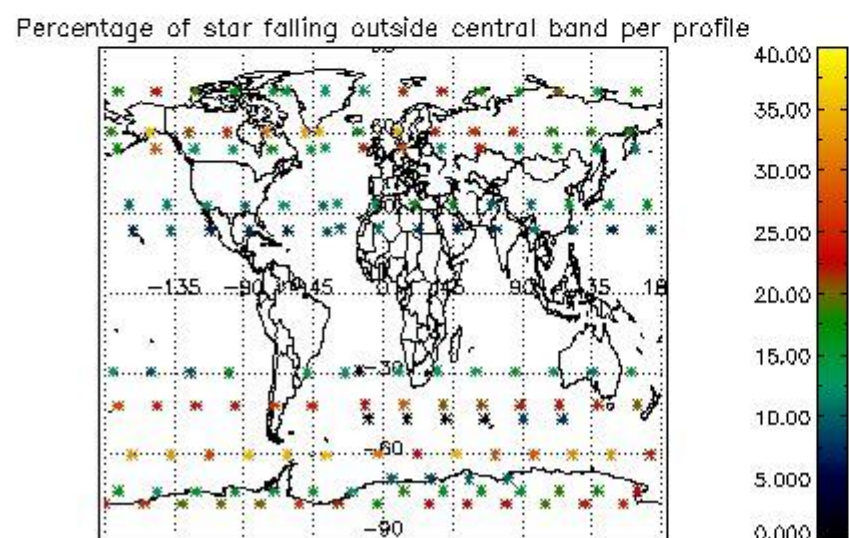
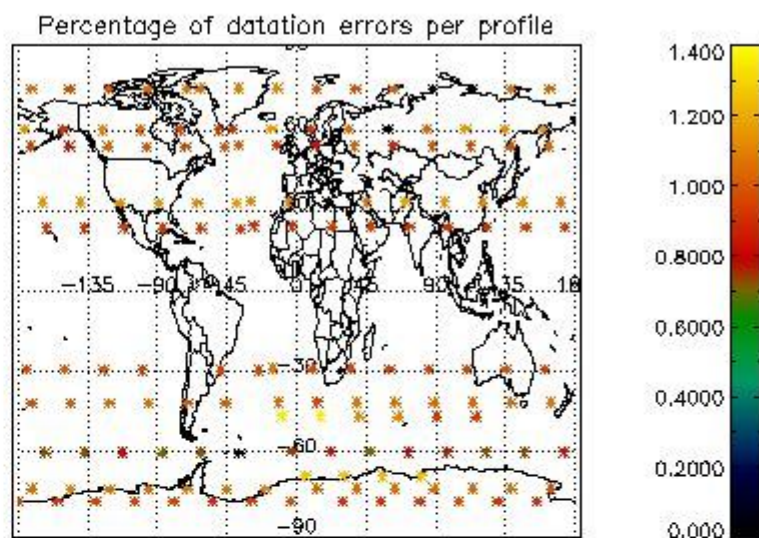
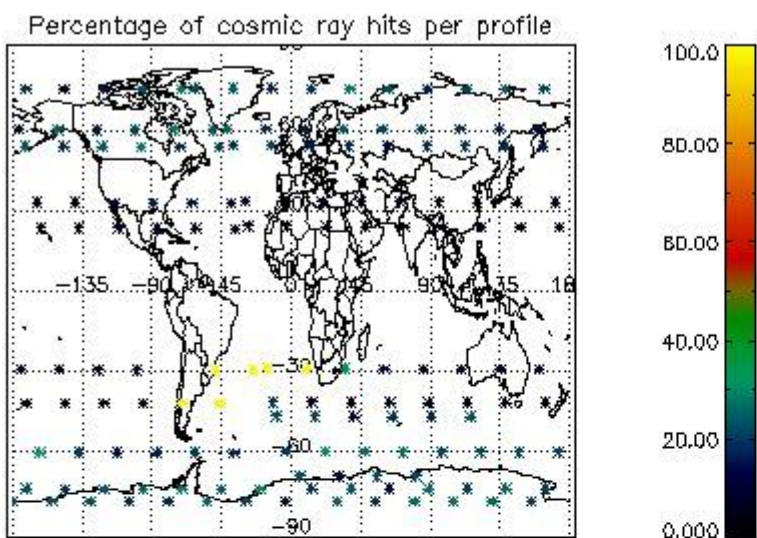


4.1.2 Plot level 1 quality information per product (time dependant): ENVI SAT DESCENDING passes

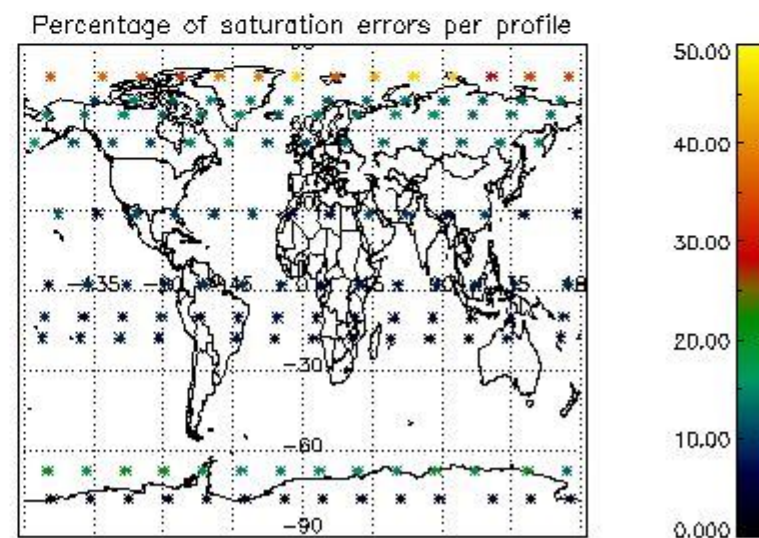
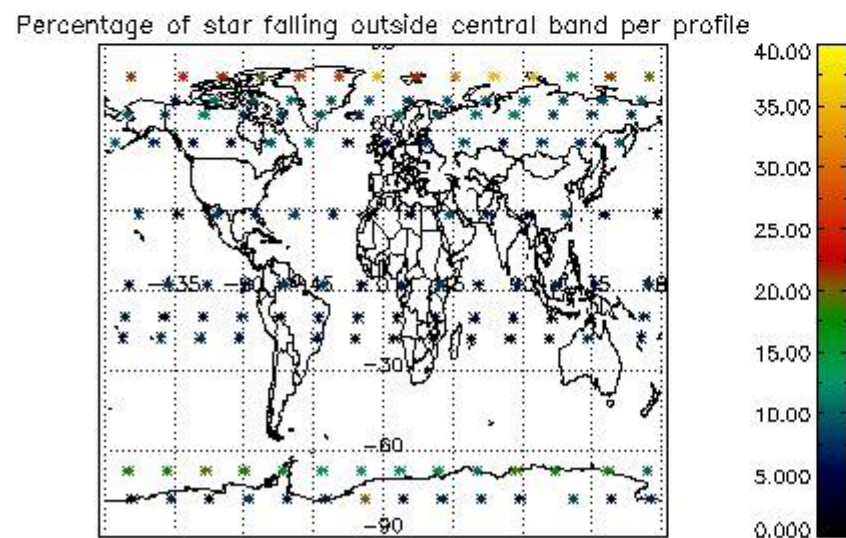
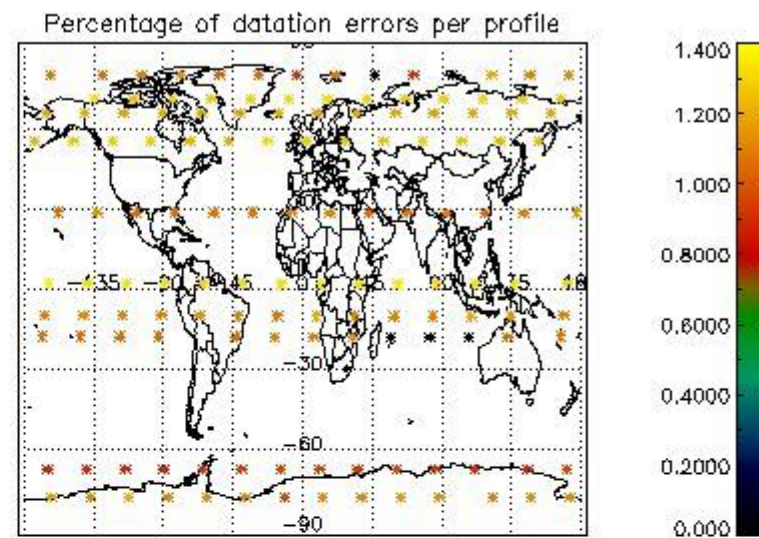
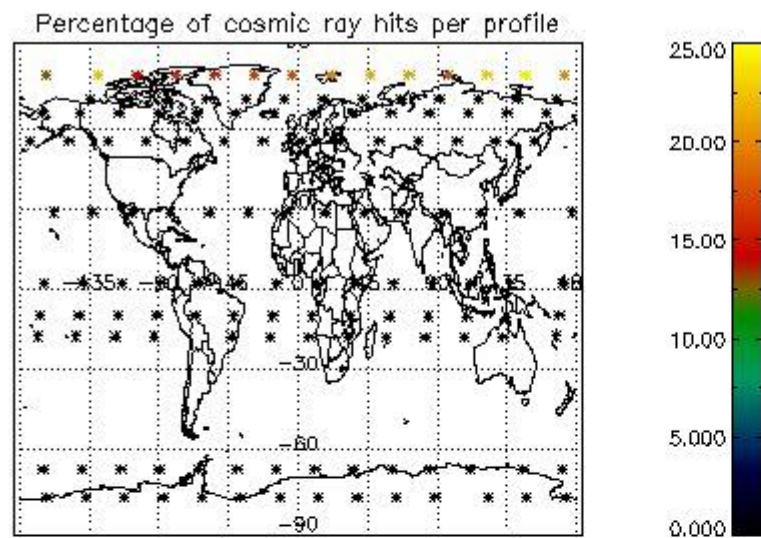


4.2 Plot quality information per product coming from level 1b processing (world map)

4.2.1 Plot level 1 quality information per product (world map): ENVISAT ASCENDING passes



4.2.2 Plot level 1 quality information per product (world map): ENVISAT DESCENDING passes



5. Trace gas profiles

5.1 Ozone statistics based on quality of products

The final quality of the products can be "measured" using the STD (Standard Deviation) attached to every point profile. This information is written to the parameter GOM_NL__2P/NL_LOCAL_SPECIES_DENSITY/o3_std of the level 2 products. The table below shows the statistics for given STD ranges.

The statistics are given with respect to the overall valid production:

- Products without fatal errors: GOM_NL__2P/MPH/PRODUCT_ERR=0
- Valid point profile: GOM_NL__2P/NL_LOCAL_SPECIES_DENSITY/pcd(0)=0

The 'Criteria' is applied to valid points of dark limb products:

- Products in dark limb illumination condition: GOM_NL__2P/NL_SUMMARY_QUALITY/obs_ill_cond=0
- Products without fatal errors: GOM_NL__2P/MPH/PRODUCT_ERR=0
- Valid point profile: GOM_NL__2P/NL_LOCAL_SPECIES_DENSITY/pcd(0)=0

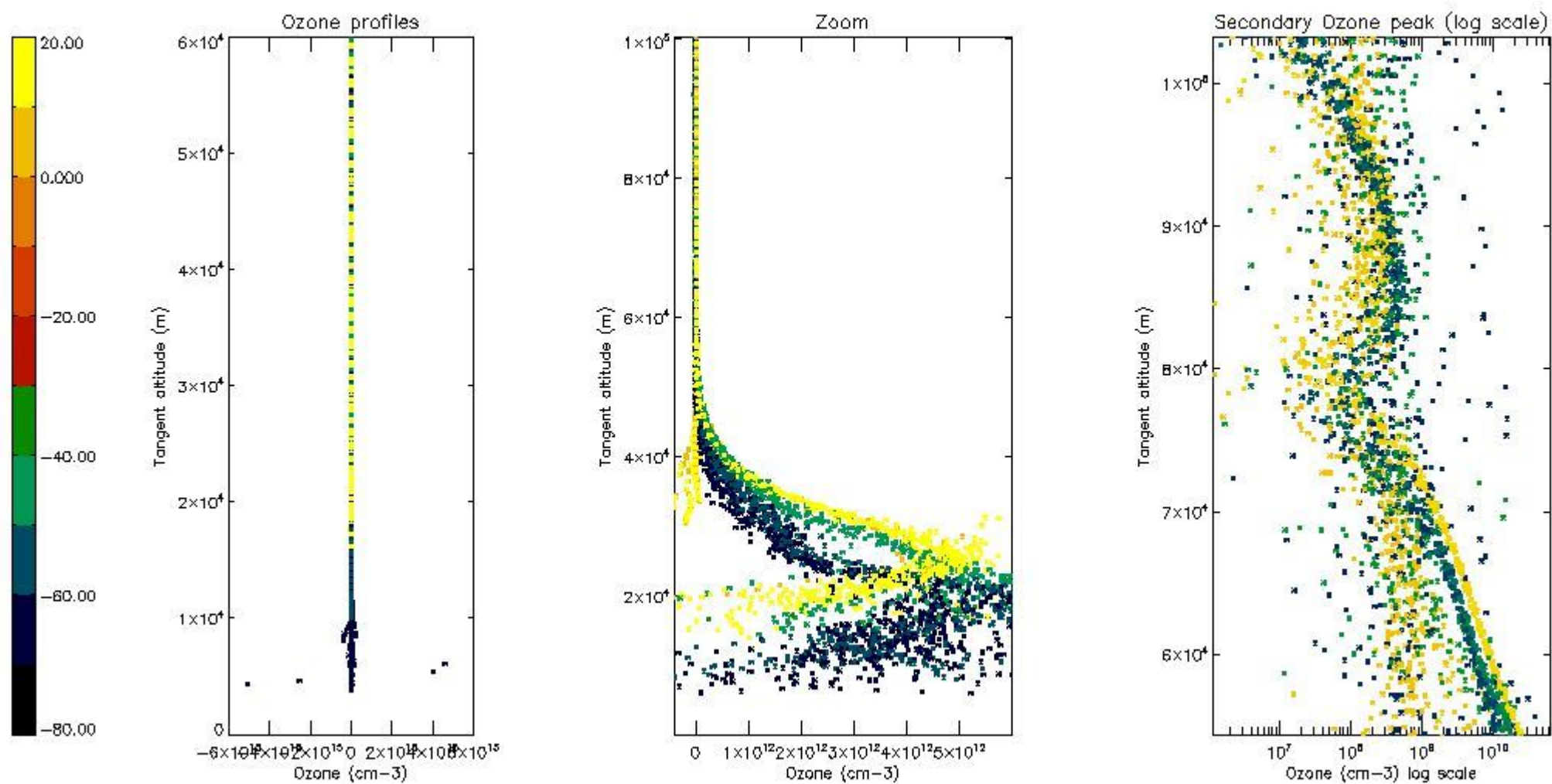
So, the table below shows the percentage of dark limb and valid observations for each criteria with respect to the overall valid daily observations.

Criteria	% of total production
All STD	30
STD < 20	15

STD < 10	12
STD < 5	8

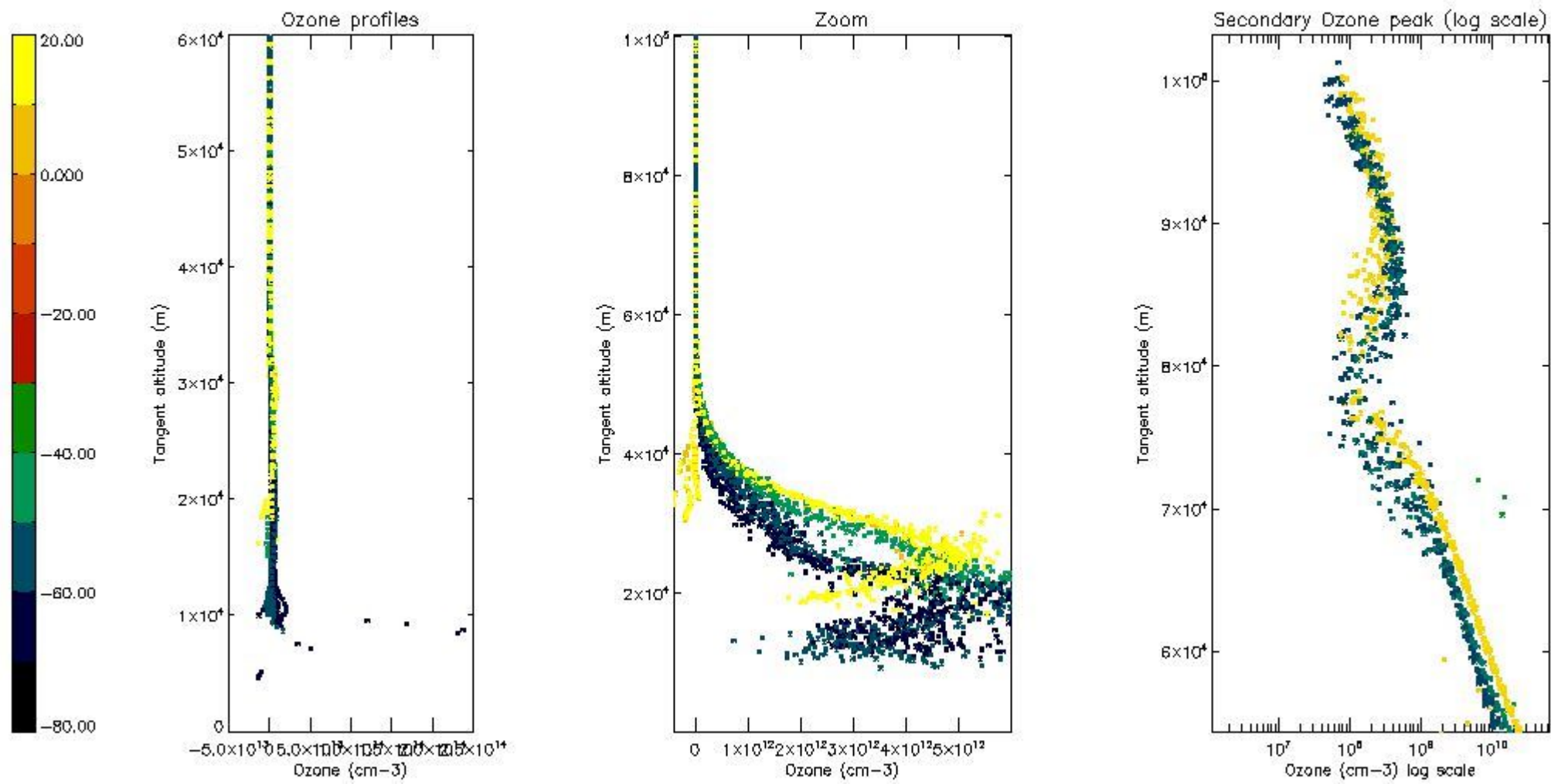
5.2 Plot ozone profiles for all STD (dark without errors)

The colorbar represents the latitude.



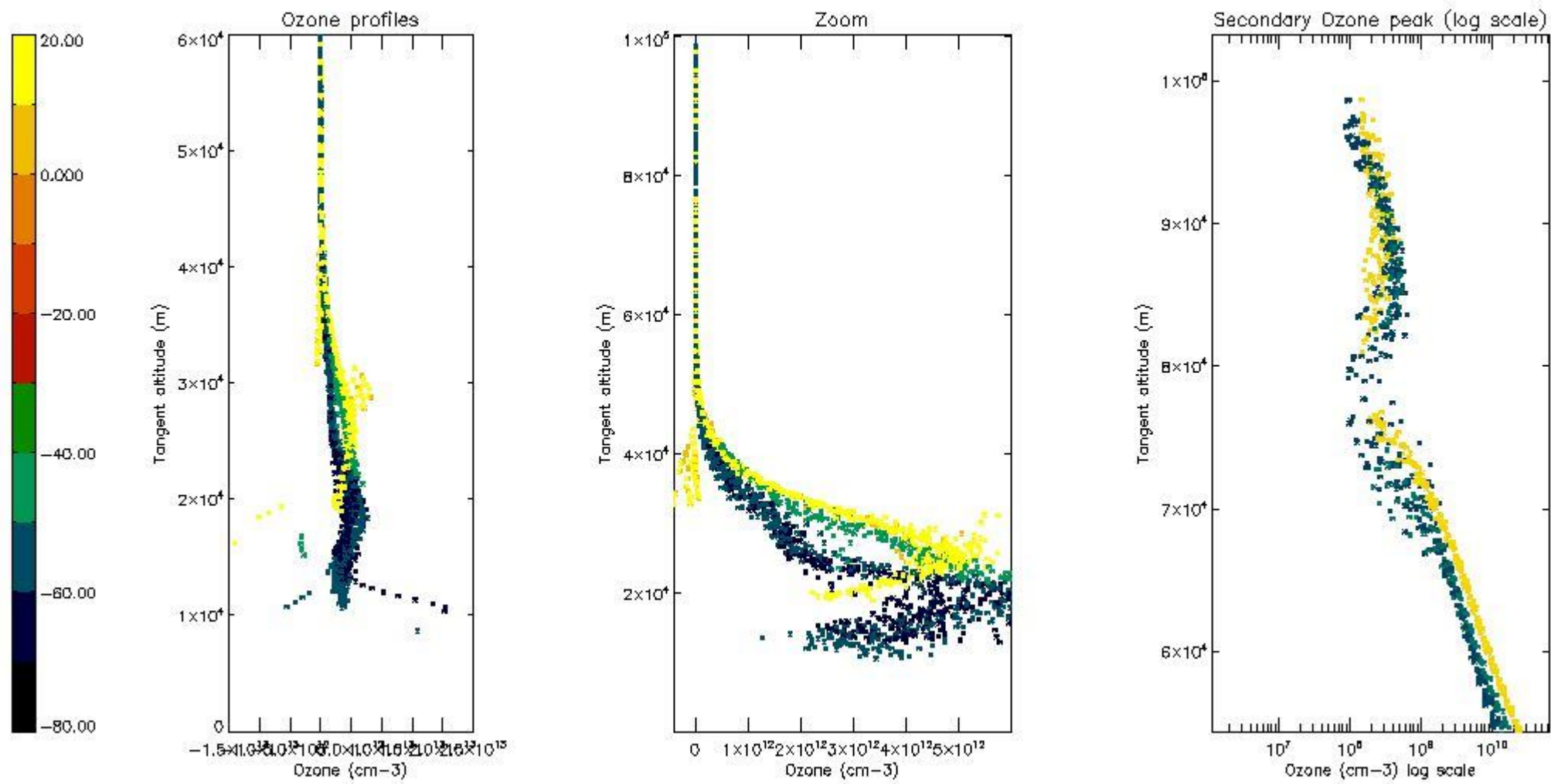
5.3 Plot ozone profiles where STD < 20% (dark without errors)

The colorbar represents the latitude.



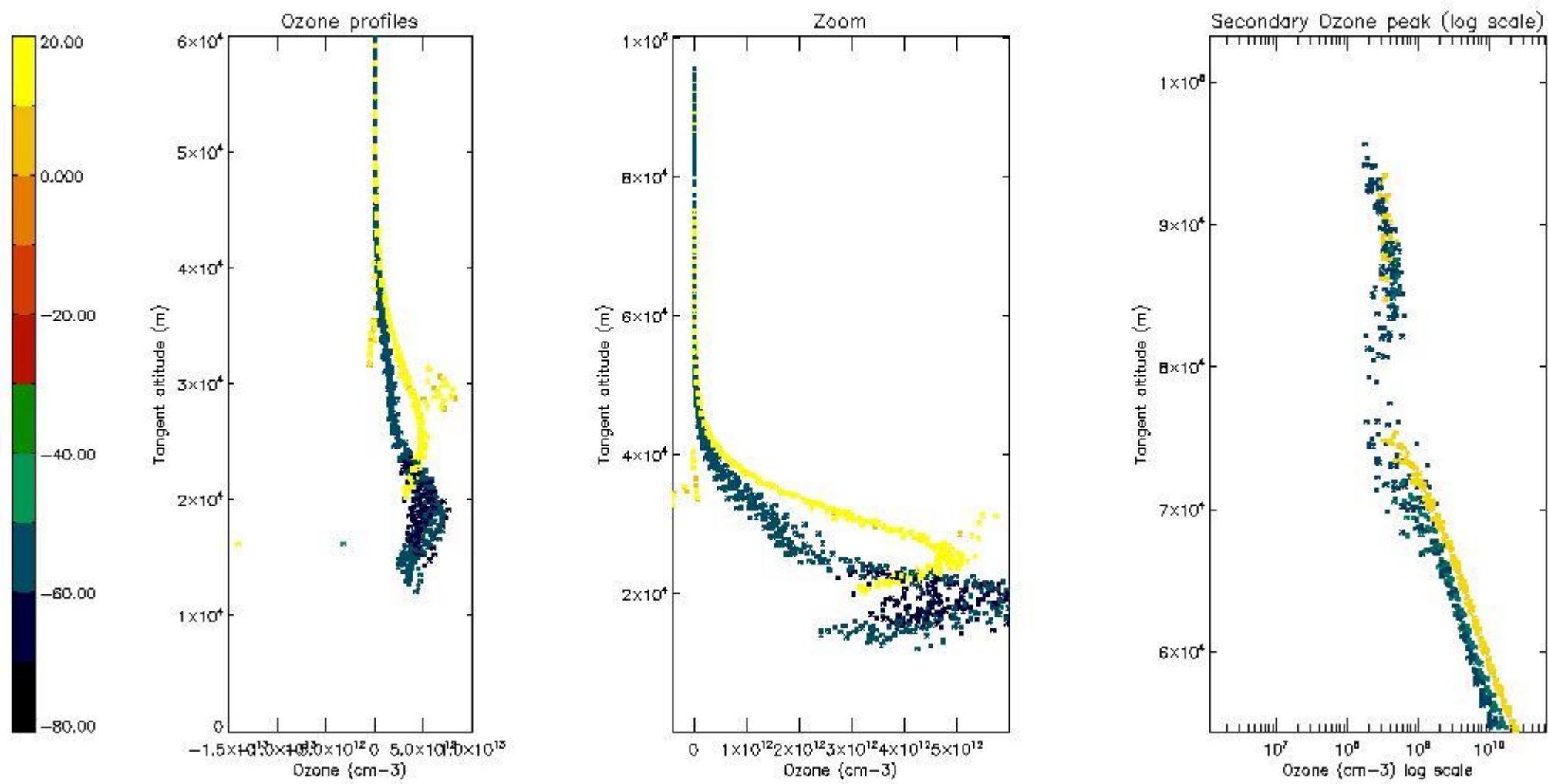
5.4 Plot ozone profiles where STD < 10% (dark without errors)

The colorbar represents the latitude.



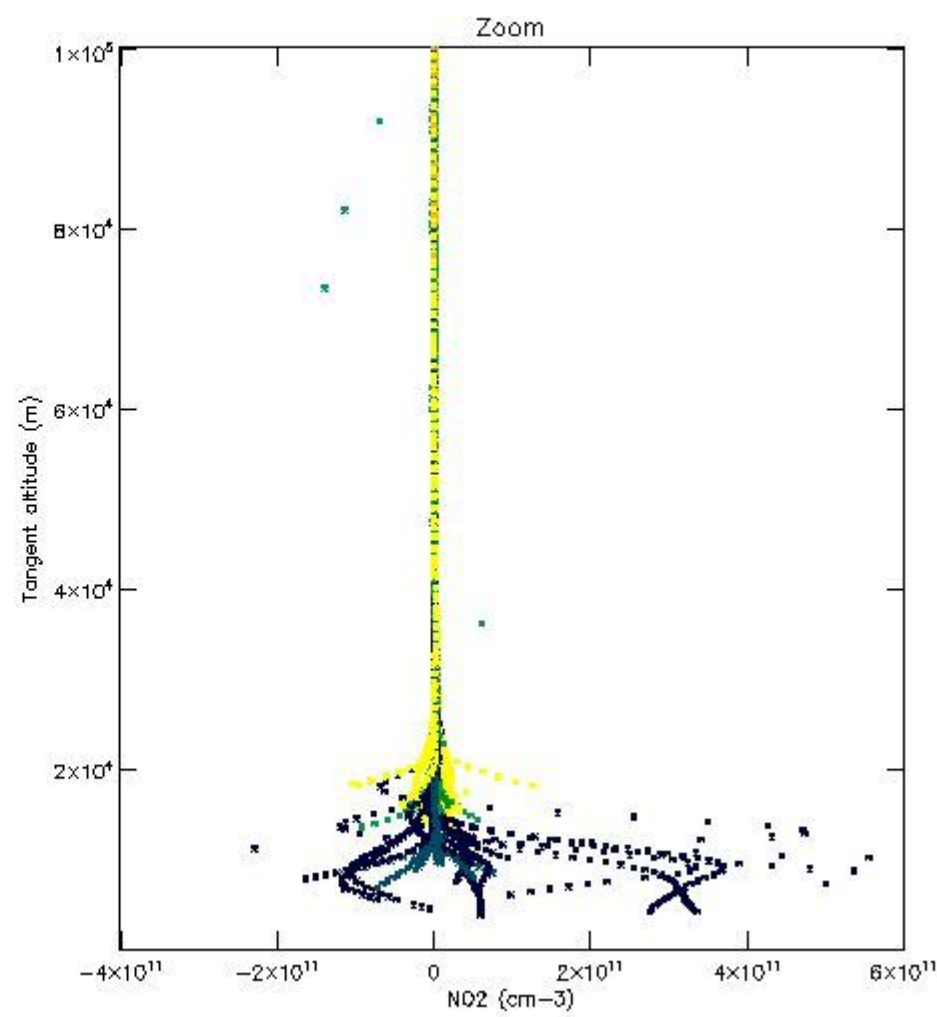
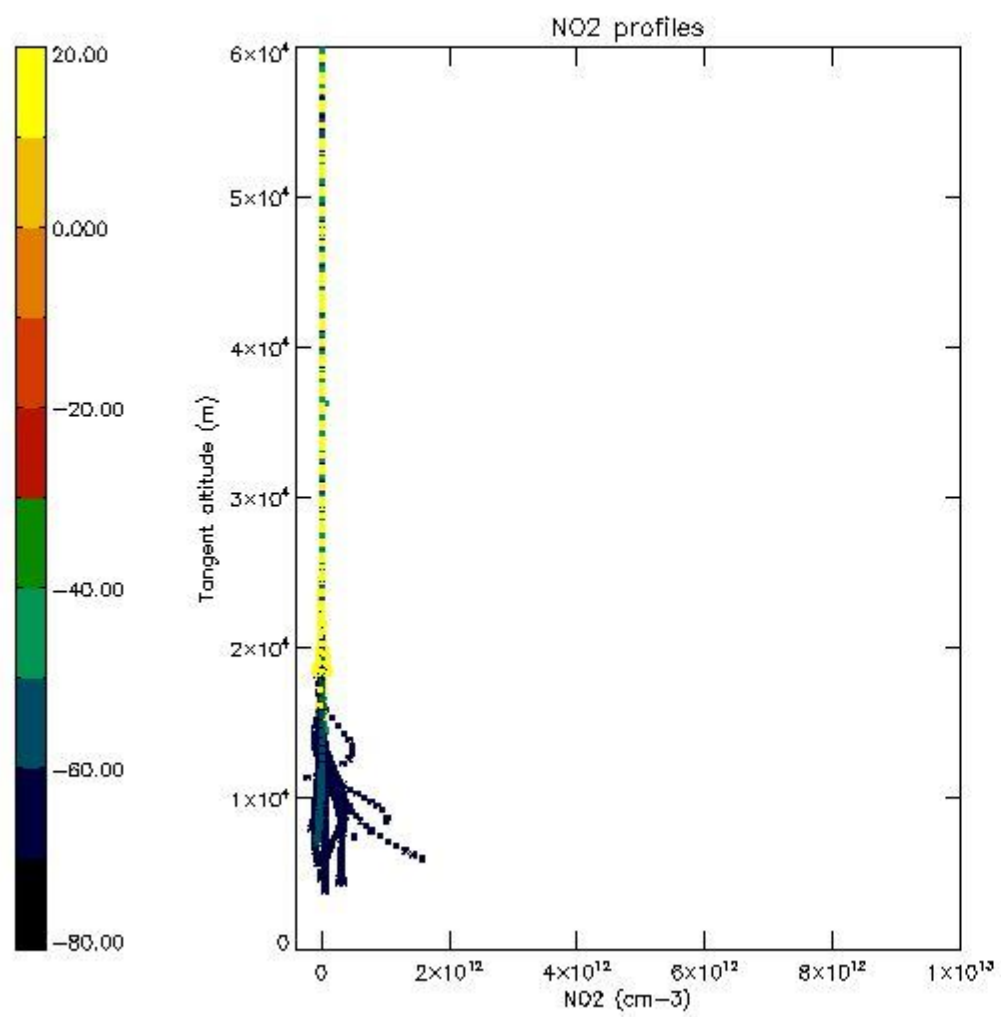
5.5 Plot ozone profiles where STD < 5% (dark without errors)

The colorbar represents the latitude.



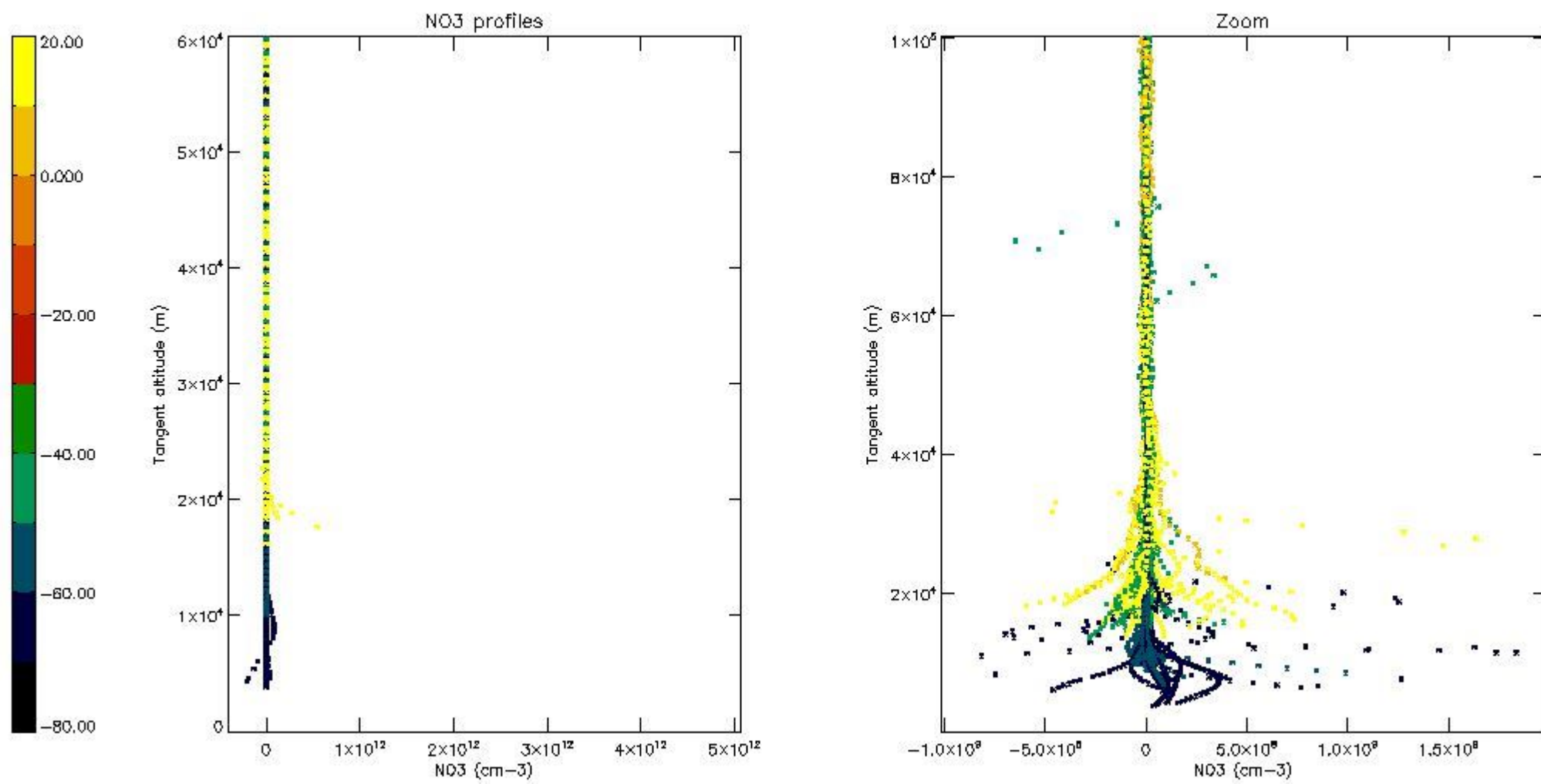
5.6 Plot NO₂ profiles for all STD (dark without errors)

The colorbar represents the latitude.



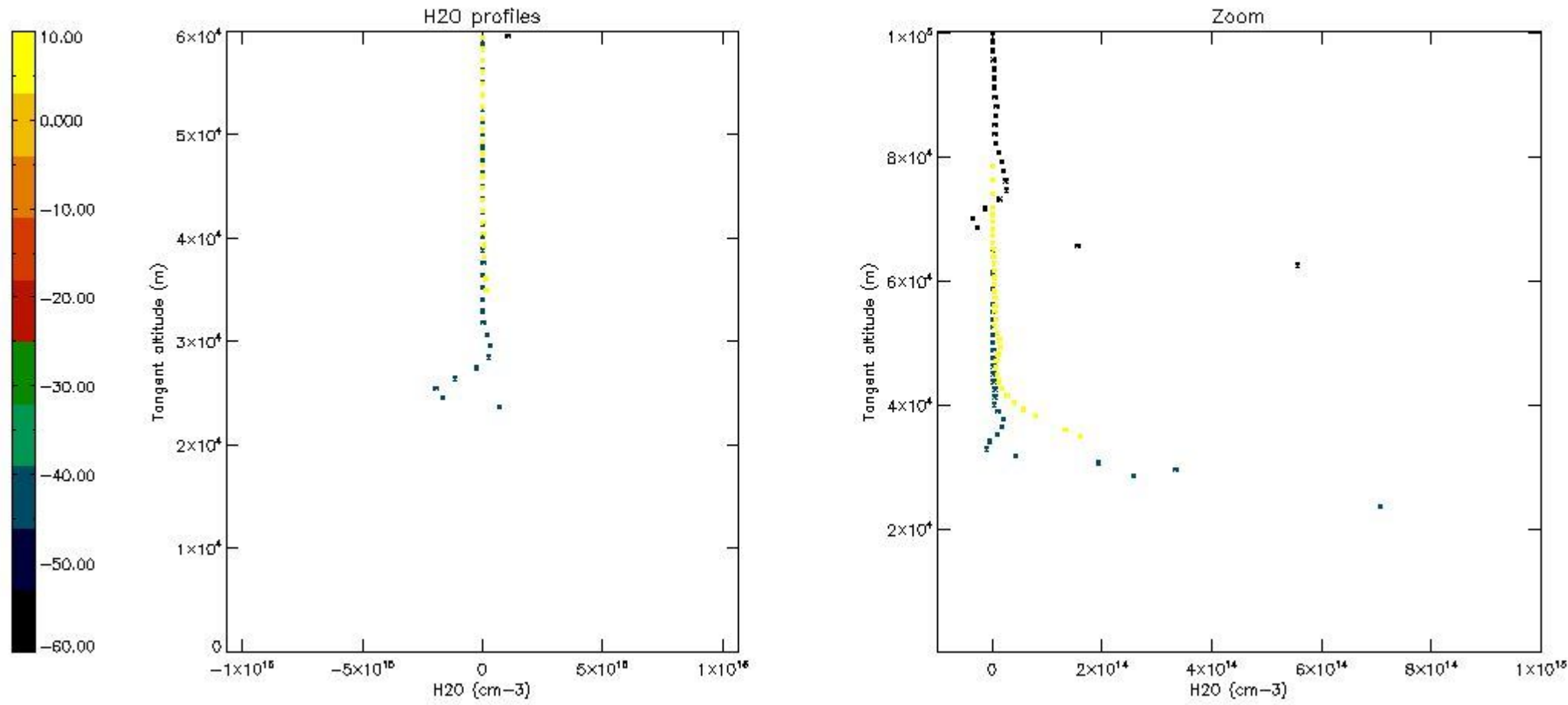
5.7 Plot NO3 profiles for all STD (dark without errors)

The colorbar represents the latitude.



5.8 Plot H₂O profiles for all STD (only for occultations of stars 1,2,3,4,13,14,16,26,63 dark without errors)

The colorbar represents the latitude.



6. Auxiliary Data Files used for the production reported in section 2

The number reported in the third column indicates since which file (see list in section 2) the corresponding auxiliary file has been used. The fourth column is the date of those product files.

Type	Auxiliary Filename	Used since product	Used since product date
INST_PHYS_CHARACTERISTICS	GOM_INS_AXVIEC20091111_143220_20030716_120000_20500101_000000	1	26-AUG-2011 00:02:06
LEVEL-2_PROC_CONFIG	GOM_PR2_AXVIEC20091111_152718_20020301_000000_20500101_000000	1	26-AUG-2011 00:02:06
CROSS_SECTIONS_FILE	GOM_CRS_AXVIEC20091111_154832_20020301_000000_20500101_000000	1	26-AUG-2011 00:02:06

GOMOS Level 2 Daily Report

SUMMARY

[1. General Info](#)

[2. Summary of processed GOM_NL_2P products](#)

[3. Level 2 Quality information per product](#)

[3.1 Plot of level 2 quality information per product \(time dependant\)](#)

[3.2 Plot of level 2 quality information per product \(world map\)](#)

[4. Level 1 Quality information per product \(stored on level 2 products\)](#)

[4.1 Plot of level 1 quality information per product \(time dependant\)](#)

[4.1.1 Plot of level 1 quality information per product \(time dependant\): ASCENDING](#)

[4.1.2 Plot of level 1 quality information per product \(time dependant\): DESCENDING](#)

[4.2 Plot of level 1 quality information per product \(world map\)](#)

[4.2.1 Plot of level 1 quality information per product \(world map\): ASCENDING](#)

[4.2.2 Plot of level 1 quality information per product \(world map\): DESCENDING](#)

[5. Ozone profiles based on quality statistics and other trace gas profiles](#)

[5.1 Ozone statistics based on quality of products](#)

[5.2 Plot ozone profiles for all STD \(dark without errors\)](#)

[5.3 Plot ozone profiles where STD < 20% \(dark without errors\)](#)

[5.4. Plot ozone profiles where STD < 10% \(dark without errors\)](#)

[5.5. Plot ozone profiles where STD < 5% \(dark without errors\)](#)

[5.6 Plot NO2 profiles for all STD \(dark without errors\)](#)

[5.7 Plot NO3 profiles for all STD \(dark without errors\)](#)

[5.8 Plot H2O profiles \(only for occultations of stars 1,2,3,4,13,14,16,26,63 dark without errors\) for all STD](#)

[6. Auxiliary Data Files used for the production reported in section 2](#)

This report presents the daily analysis on parameters extracted from GOMOS level 2 data (GOM_NL__2P).
 It is intended to monitor some important parameters that will impact the quality of these products.
 A list of level 2 products (and content) that have arrived during the reporting day to the PCF is also given.

Item	Value
Time of report generation	24APR2013 17:24:21
Data source version	GOMOS/6.01
Start time of products	26-08-2011 (26AUG2011 00:00:00)
Stop time of products	27-08-2011 (27AUG2011 00:00:00)
Store outputs in DB	Yes
Nb of level 2 prods	293
Nb of prods with errors	0

2. Summary of processed GOM_NL__2P products.

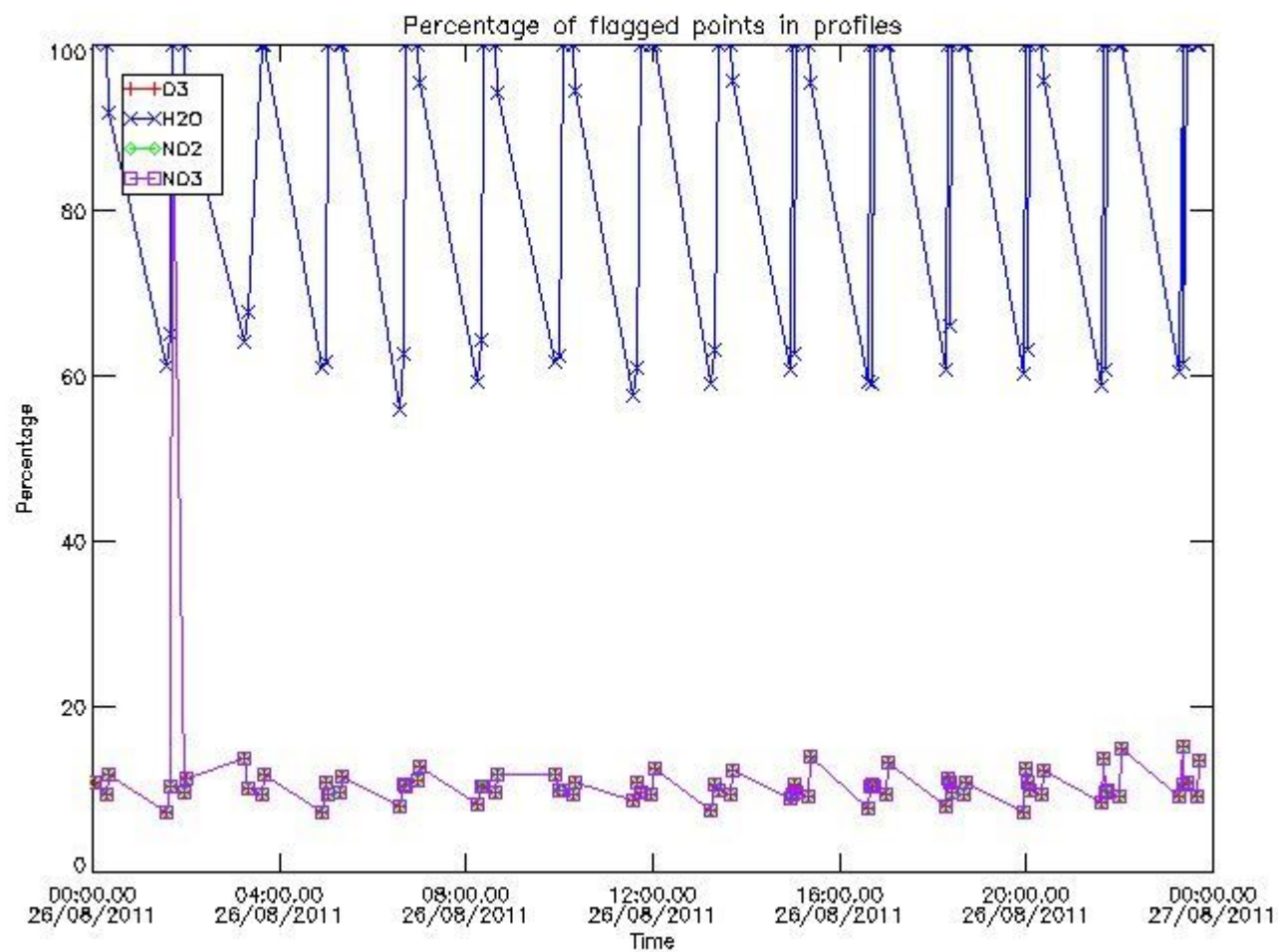
Nr	Filename	UTC Start time	Limb	Duration	Star Id	Star Name	Star Mag	Star Temp	Nb Meas	Orbit	Prod. error
1	GOM_NL__2PRFIN20110826_000206_00000523106_00030_49613_6751.N1	26-AUG-2011 00:02:06	Dark	52.000	101	11Alp Lep	2.5820	7000.0	104	49613	No
2	GOM_NL__2PRFIN20110826_001655_00000553106_00031_49614_6593.N1	26-AUG-2011 00:16:55	Dark	54.500	157	The1Eri	2.9060	9300.0	109	49614	No
3	GOM_NL__2PRFIN20110826_001936_00000433106_00031_49614_6594.N1	26-AUG-2011 00:19:36	Dark	43.000	9	Alp Eri	0.45300	24000.	86	49614	No
4	GOM_NL__2PRFIN20110826_002532_00000513106_00031_49614_6595.N1	26-AUG-2011 00:25:32	Straylight	51.000	84	Alp Phe	2.3970	4500.0	102	49614	No
5	GOM_NL__2PRFIN20110826_002723_00000543106_00031_49614_6596.N1	26-AUG-2011 00:27:23	Straylight	54.000	63	Bet Gru	2.1500	2800.0	108	49614	No
6	GOM_NL__2PRFIN20110826_003203_00000473106_00031_49614_6597.N1	26-AUG-2011 00:32:03	Straylight	47.000	18	24Alp PsA	1.1660	9700.0	94	49614	No
7	GOM_NL__2PRFIN20110826_003703_00000473106_00031_49614_6598.N1	26-AUG-2011 00:37:03	Bright	46.500	142	49Del Cap	2.8500	8900.0	93	49614	No
8	GOM_NL__2PRFIN20110826_004015_00000403106_00031_49614_6599.N1	26-AUG-2011 00:40:15	Bright	39.500	154	22Bet Aqr	2.8990	5700.0	79	49614	No
9	GOM_NL__2PRFIN20110826_004151_00000423106_00031_49614_6600.N1	26-AUG-2011 00:41:51	Bright	42.000	162	34Alp Aqr	2.9440	5350.0	84	49614	No
10	GOM_NL__2PRFIN20110826_004453_00000413106_00031_49614_6601.N1	26-AUG-2011 00:44:53	Bright	41.000	61	8Eps Peg	2.1000	3900.0	82	49614	No
11	GOM_NL__2PRFIN20110826_005231_00000463106_00031_49614_6602.N1	26-AUG-2011 00:52:31	Bright	46.000	164	44Eta Peg	2.9480	5400.0	92	49614	No
12	GOM_NL__2PRFIN20110826_005952_00000383106_00031_49614_6603.N1	26-AUG-2011 00:59:52	Bright	37.500	89	5Alp Cep	2.4510	8000.0	75	49614	No
13	GOM_NL__2PRFIN20110826_010317_00000443106_00031_49614_6604.N1	26-AUG-2011 01:03:17	Bright	43.500	74	11Bet Cas	2.2680	6600.0	87	49614	No
14	GOM_NL__2PRFIN20110826_010528_00000483106_00031_49614_6605.N1	26-AUG-2011 01:05:28	Bright	47.500	76	27Gam Cas	2.3000	30000.	95	49614	No
15	GOM_NL__2PRFIN20110826_011934_00000553106_00031_49614_6606.N1	26-AUG-2011 01:19:34	Bright	55.000	6	13Alp Aur	0.080000	3400.0	110	49614	No
16	GOM_NL__2PRFIN20110826_012258_00000453106_00031_49614_6607.N1	26-AUG-2011 01:22:58	Bright	44.500	107	37The Aur	2.6490	11000.	89	49614	No
17	GOM_NL__2PRFIN20110826_012746_00000513106_00031_49614_6608.N1	26-AUG-2011 01:27:46	Tw_i_and_stray	50.500	151	13Mu Gem	2.8900	3000.0	101	49614	No
18	GOM_NL__2PRFIN20110826_012927_00000463106_00031_49614_6609.N1	26-AUG-2011 01:29:27	Tw_i_and_stray	45.500	44	24Gam Gem	1.9280	11000.	91	49614	No
19	GOM_NL__2PRFIN20110826_013334_00000703106_00031_49614_6610.N1	26-AUG-2011 01:33:34	Dark	69.500	14	58Alp Ori	0.87000	3000.0	139	49614	No
20	GOM_NL__2PRFIN20110826_013853_00000493106_00031_49614_6611.N1	26-AUG-2011 01:38:53	Dark	49.000	1	9Alp CMa	-1.4400	11000.	98	49614	No
21	GOM_NL__2PRFIN20110826_014221_00000533106_00031_49614_6612.N1	26-AUG-2011 01:42:21	Dark	53.000	101	11Alp Lep	2.5820	7000.0	106	49614	No
22	GOM_NL__2PRFIN20110826_015710_00000543106_00032_49615_6657.N1	26-AUG-2011 01:57:10	Dark	53.500	157	The1Eri	2.9060	9300.0	107	49615	No
23	GOM_NL__2PRFIN20110826_015951_00000453106_00032_49615_6658.N1	26-AUG-2011 01:59:51	Dark	45.000	9	Alp Eri	0.45300	24000.	90	49615	No
24	GOM_NL__2PRFIN20110826_020547_00000523106_00032_49615_6659.N1	26-AUG-2011 02:05:47	Straylight	52.000	84	Alp Phe	2.3970	4500.0	104	49615	No
25	GOM_NL__2PRFIN20110826_020737_00000533106_00032_49615_6660.N1	26-AUG-2011 02:07:37	Straylight	52.500	63	Bet Gru	2.1500	2800.0	105	49615	No
26	GOM_NL__2PRFIN20110826_021217_00000483106_00032_49615_6661.N1	26-AUG-2011 02:12:17	Straylight	48.000	18	24Alp PsA	1.1660	9700.0	96	49615	No
27	GOM_NL__2PRFIN20110826_021717_00000453106_00032_49615_6662.N1	26-AUG-2011 02:17:17	Bright	45.000	142	49Del Cap	2.8500	8900.0	90	49615	No
28	GOM_NL__2PRFIN20110826_022029_00000393106_00032_49615_6663.N1	26-AUG-2011 02:20:29	Bright	39.000	154	22Bet Aqr	2.8990	5700.0	78	49615	No
29	GOM_NL__2PRFIN20110826_022205_00000423106_00032_49615_6664.N1	26-AUG-2011 02:22:05	Bright	42.000	162	34Alp Aqr	2.9440	5350.0	84	49615	No
30	GOM_NL__2PRFIN20110826_022507_00000413106_00032_49615_6665.N1	26-AUG-2011 02:25:07	Bright	40.500	61	8Eps Peg	2.1000	3900.0	81	49615	No
31	GOM_NL__2PRFIN20110826_023244_00000483106_00032_49615_6666.N1	26-AUG-2011 02:32:44	Bright	48.000	164	44Eta Peg	2.9480	5400.0	96	49615	No
32	GOM_NL__2PRFIN20110826_024006_00000383106_00032_49615_6667.N1	26-AUG-2011 02:40:06	Bright	37.500	89	5Alp Cep	2.4510	8000.0	75	49615	No
33	GOM_NL__2PRFIN20110826_024330_00000423106_00032_49615_6668.N1	26-AUG-2011 02:43:30	Bright	42.000	74	11Bet Cas	2.2680	6600.0	84	49615	No
34	GOM_NL__2PRFIN20110826_024541_00000443106_00032_49615_6669.N1	26-AUG-2011 02:45:41	Bright	43.500	76	27Gam Cas	2.3000	30000.	87	49615	No
35	GOM_NL__2PRFIN20110826_025948_00000573106_00032_49615_6670.N1	26-AUG-2011 02:59:48	Bright	56.500	6	13Alp Aur	0.080000	3400.0	113	49615	No
36	GOM_NL__2PRFIN20110826_030312_00000443106_00032_49615_6671.N1	26-AUG-2011 03:03:12	Bright	43.500	107	37The Aur	2.6490	11000.	87	49615	No
37	GOM_NL__2PRFIN20110826_030800_00000533106_00032_49615_6672.N1	26-AUG-2011 03:08:00	Tw_i_and_stray	53.000	151	13Mu Gem	2.8900	3000.0	106	49615	No
38	GOM_NL__2PRFIN20110826_030941_00000483106_00032_49615_6673.N1	26-AUG-2011 03:09:41	Tw_i_and_stray	47.500	44	24Gam Gem	1.9280	11000.	95	49615	No
39	GOM_NL__2PRFIN20110826_031349_00000703106_00032_49615_6674.N1	26-AUG-2011 03:13:49	Dark	70.000	14	58Alp Ori	0.87000	3000.0	140	49615	No
40	GOM_NL__2PRFIN20110826_031908_00000503106_00032_49615_6675.N1	26-AUG-2011 03:19:08	Dark	50.000	1	9Alp CMa	-1.4400	11000.	100	49615	No
41	GOM_NL__2PRFIN20110826_033725_00000553106_00033_49616_6660.N1	26-AUG-2011 03:37:25	Dark	54.500	157	The1Eri	2.9060	9300.0	109	49616	No
42	GOM_NL__2PRFIN20110826_034006_00000443106_00033_49616_6661.N1	26-AUG-2011 03:40:06	Dark	43.500	9	Alp Eri	0.45300	24000.	87	49616	No

279	GOM_NL__2PRFIN20110826_224821_000000473106_00044_49627_7156.N1	26-AUG-2011 22:48:21	Bright	46.500	76	27Gam Cas	2.3000	30000.	93	49627	No
280	GOM_NL__2PRFIN20110826_230233_000000573106_00044_49627_7157.N1	26-AUG-2011 23:02:33	Bright	57.000	6	13Alp Aur	0.080000	3400.0	114	49627	No
281	GOM_NL__2PRFIN20110826_230600_000000463106_00044_49627_7158.N1	26-AUG-2011 23:06:00	Bright	46.000	107	37The Aur	2.6490	11000.	92	49627	No
282	GOM_NL__2PRFIN20110826_231051_000000553106_00044_49627_7159.N1	26-AUG-2011 23:10:51	Twilight	55.000	151	13Mu Gem	2.8900	3000.0	110	49627	No
283	GOM_NL__2PRFIN20110826_231233_000000493106_00044_49627_7160.N1	26-AUG-2011 23:12:33	Twilight	49.000	44	24Gam Gem	1.9280	11000.	98	49627	No
284	GOM_NL__2PRFIN20110826_231401_000000403106_00044_49627_7161.N1	26-AUG-2011 23:14:01	Twilight	39.500	153	3Bet CMI	2.8940	13100.	79	49627	No
285	GOM_NL__2PRFIN20110826_231645_000000683106_00044_49627_7162.N1	26-AUG-2011 23:16:45	Dark	67.500	14	58Alp Ori	0.87000	3000.0	135	49627	No
286	GOM_NL__2PRFIN20110826_232034_000000373106_00044_49627_7163.N1	26-AUG-2011 23:20:34	Dark	37.000	30	46Eps Ori	1.6940	30000.	74	49627	No
287	GOM_NL__2PRFIN20110826_232202_000000493106_00044_49627_7164.N1	26-AUG-2011 23:22:02	Dark	48.500	1	9Alp CMa	-1.4400	11000.	97	49627	No
288	GOM_NL__2PRFIN20110826_232536_000000473106_00044_49627_7165.N1	26-AUG-2011 23:25:36	Dark	47.000	101	11Alp Lep	2.5820	7000.0	94	49627	No
289	GOM_NL__2PRFIN20110826_234028_000000563106_00045_49628_7145.N1	26-AUG-2011 23:40:28	Dark	55.500	157	The1Eri	2.9060	9300.0	111	49628	No
290	GOM_NL__2PRFIN20110826_234301_000000453106_00045_49628_7146.N1	26-AUG-2011 23:43:01	Dark	45.000	9	Alp Eri	0.45300	24000.	90	49628	No
291	GOM_NL__2PRFIN20110826_234857_000000503106_00045_49628_7147.N1	26-AUG-2011 23:48:57	Straylight	50.000	84	Alp Phe	2.3970	4500.0	100	49628	No
292	GOM_NL__2PRFIN20110826_235043_000000553106_00045_49628_7148.N1	26-AUG-2011 23:50:43	Straylight	55.000	63	Bet Gru	2.1500	2800.0	110	49628	No
293	GOM_NL__2PRFIN20110826_235523_000000473106_00045_49628_7149.N1	26-AUG-2011 23:55:23	Straylight	47.000	18	24Alp PsA	1.1660	9700.0	94	49628	No

3. Quality information per product

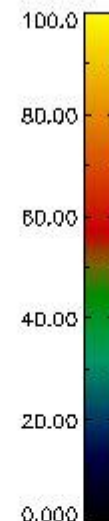
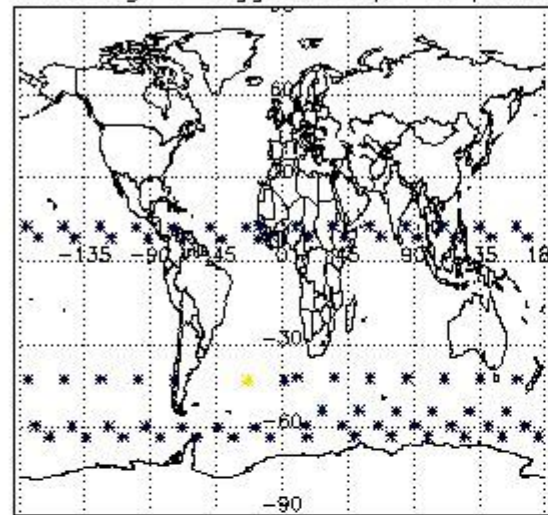
In this section it is plotted some information contained in the Quality Summary data set of the level 2 products. Only products in dark limb conditions and without errors (error flag in the MPH set to "0") are used.

3.1 Plot quality information per product (time dependant)

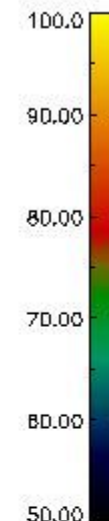
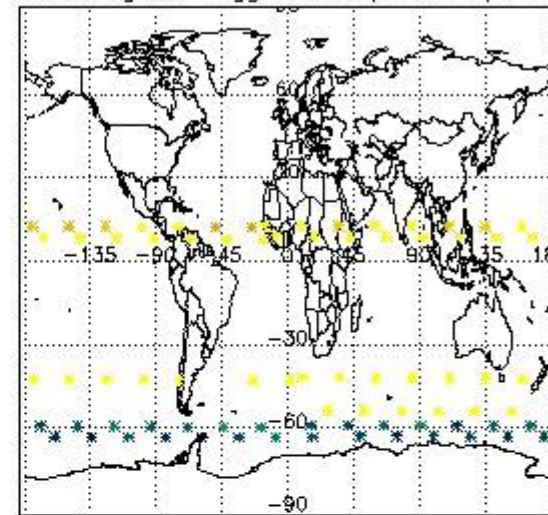


3.2 Plot quality information per product (world map)

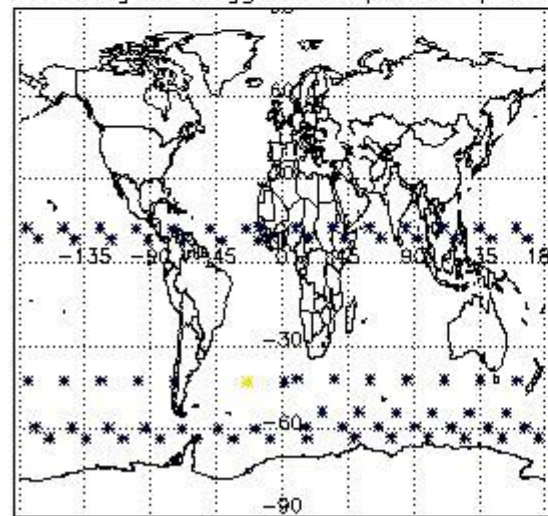
Percentage of flagged data per O3 profile



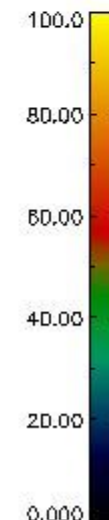
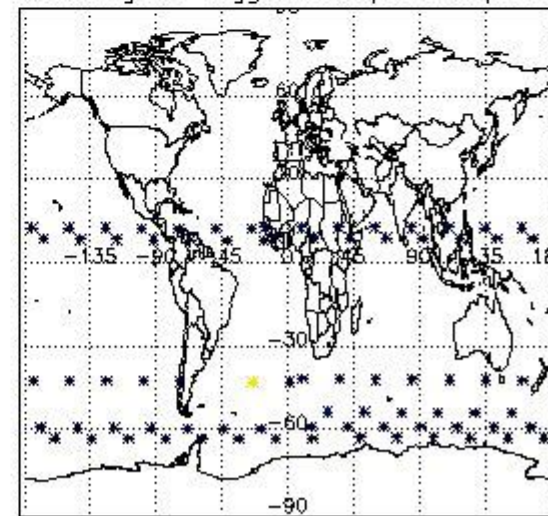
Percentage of flagged data per H2O profile



Percentage of flagged data per NO2 profile



Percentage of flagged data per NO3 profile

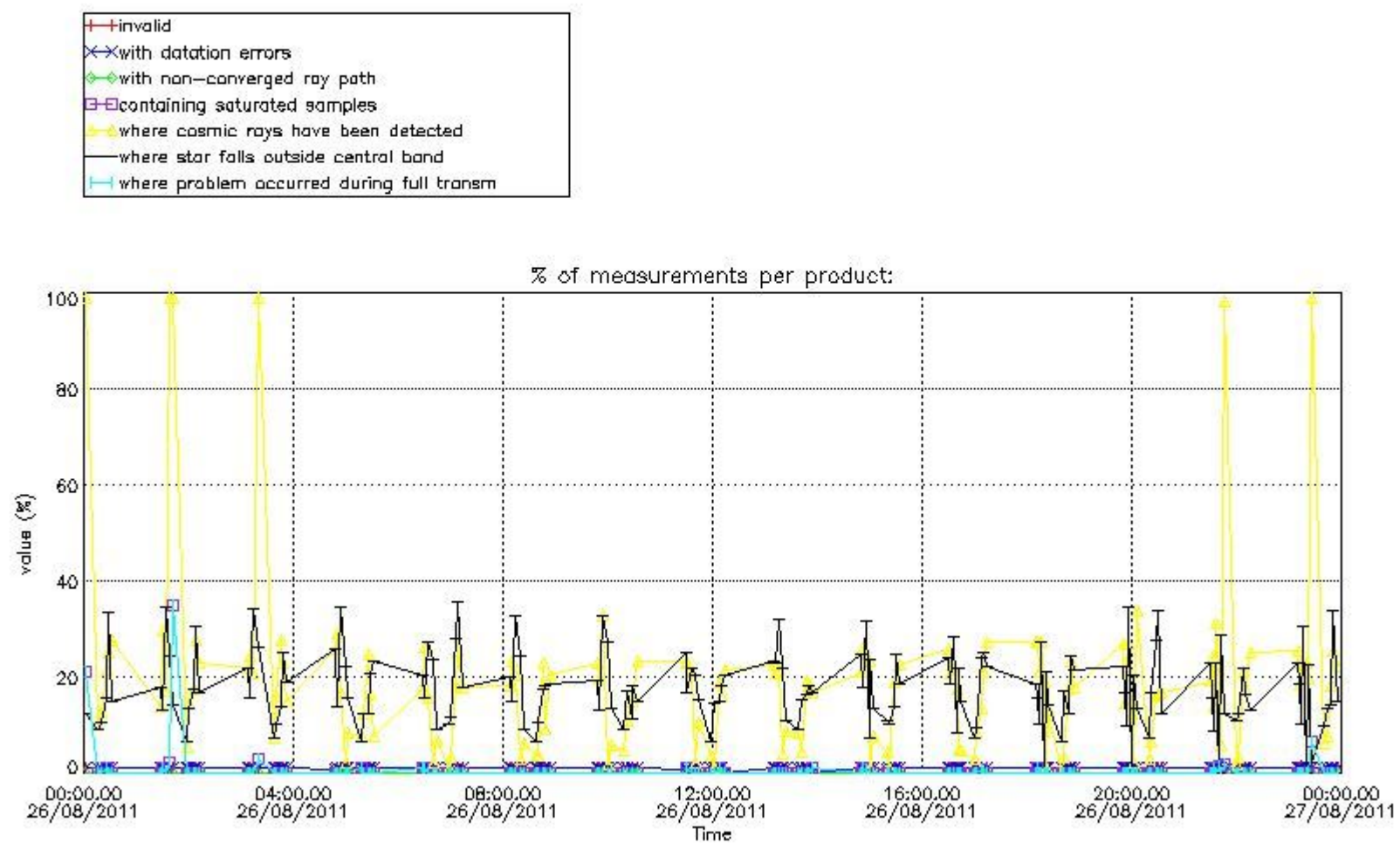


4. Level 1 quality information per product

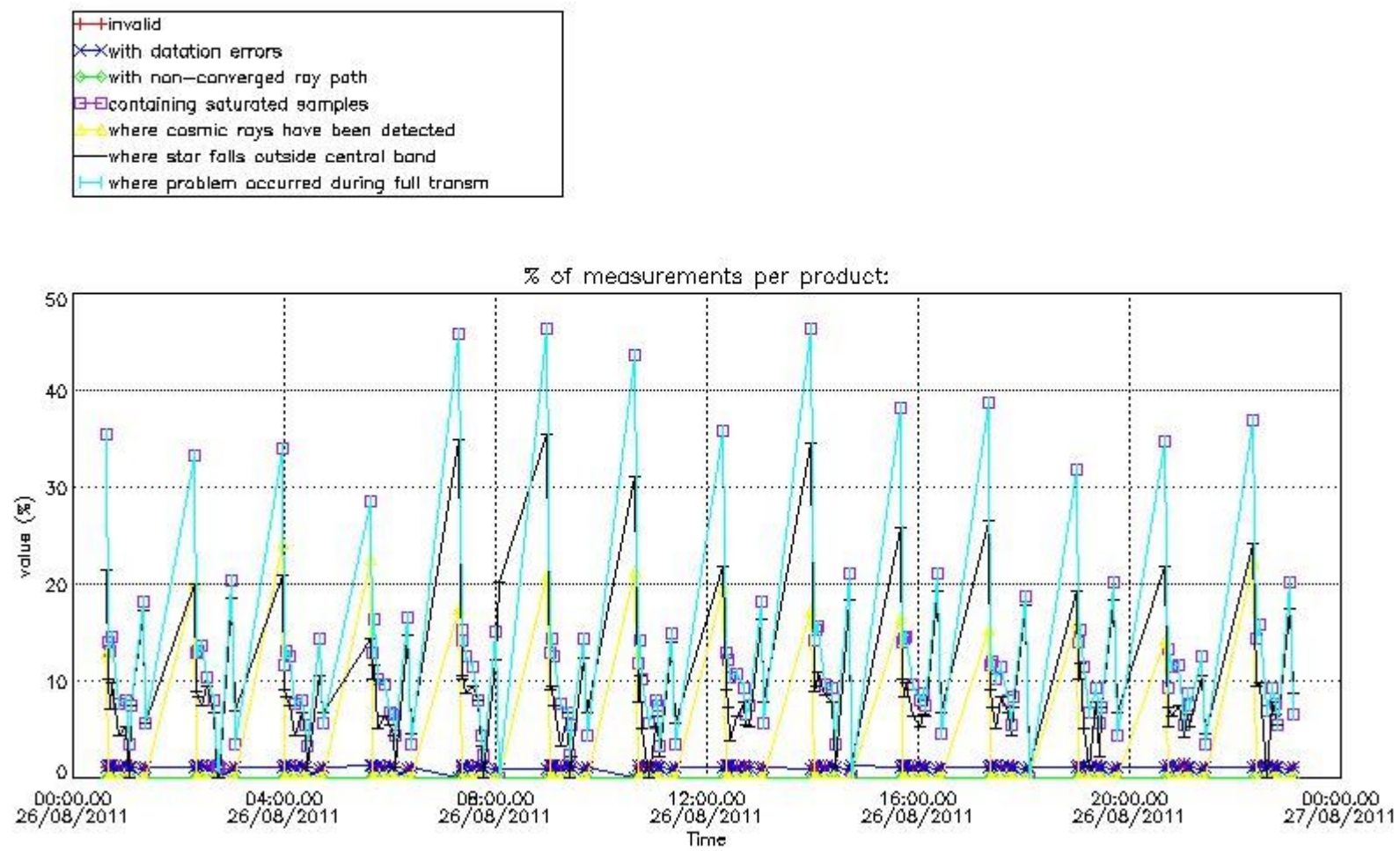
In this section it is plotted some information contained in the Quality Summary data set of the level 2 products that comes from the level 1b processing. Products without errors (error flag in the MPH set to "0") are used.

4.1 Plot quality information per product (time dependant) coming from level 1b processing

4.1.1 Plot level 1 quality information per product (time dependant): ENVISAT ASCENDING passes

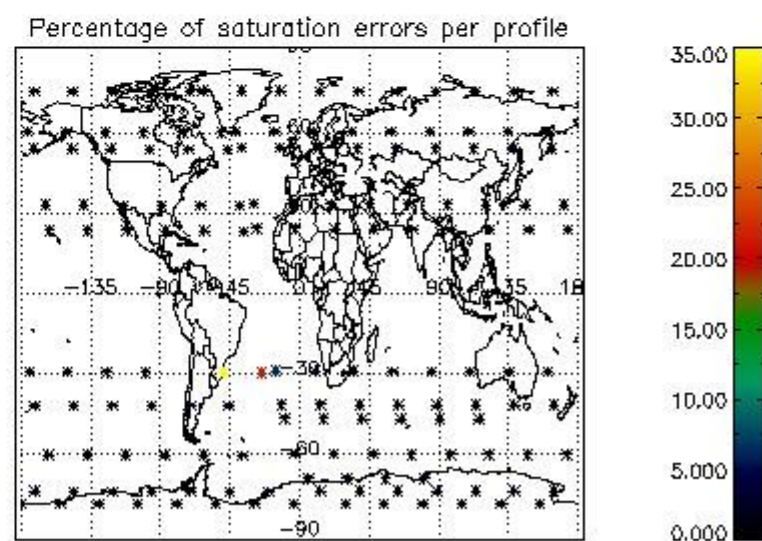
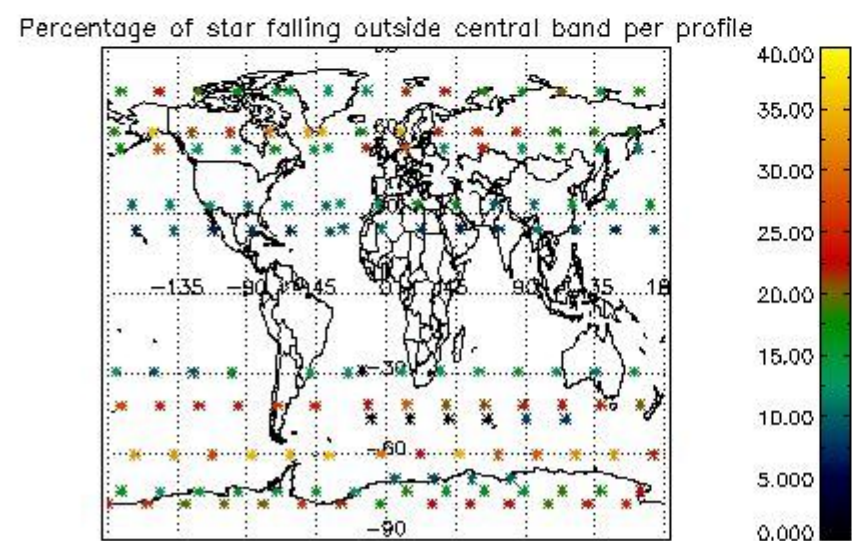
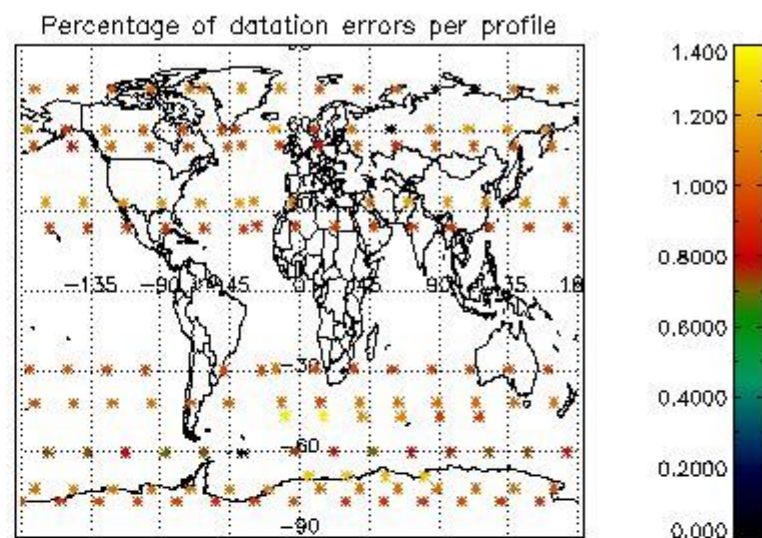
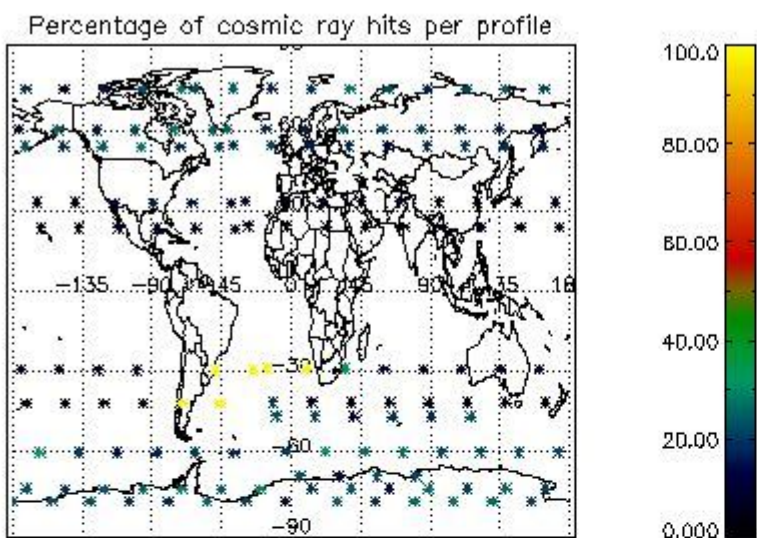


4.1.2 Plot level 1 quality information per product (time dependant): ENVI SAT DESCENDING passes

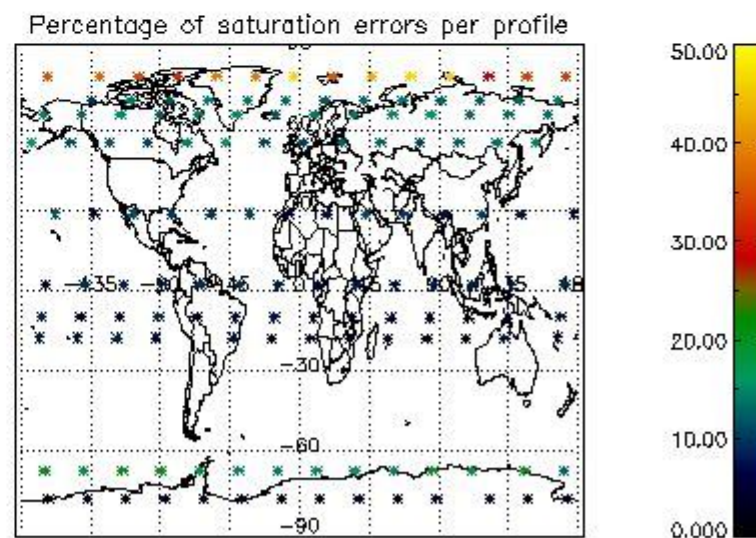
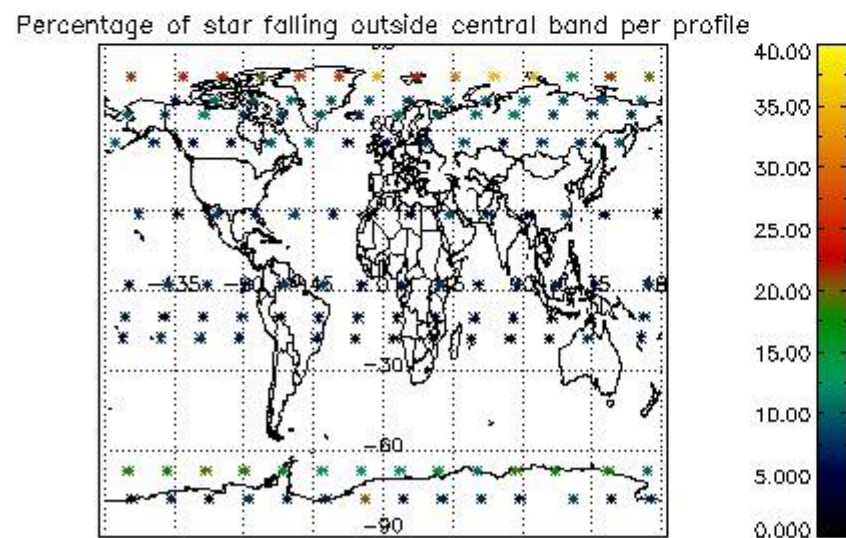
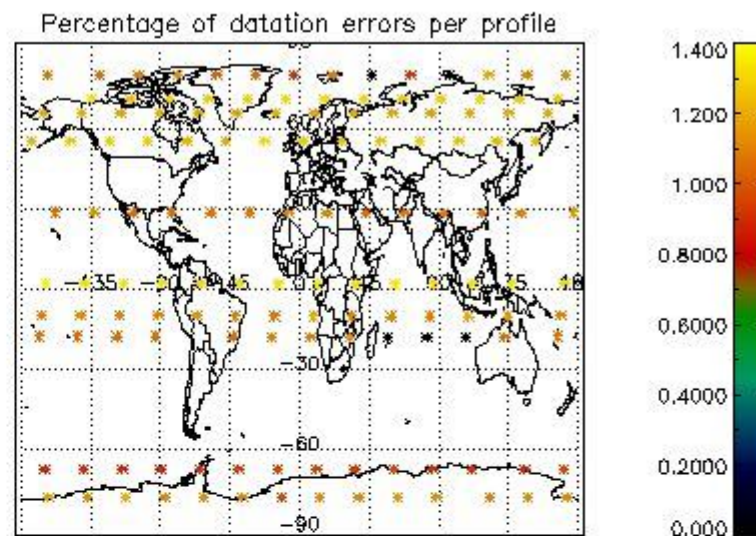
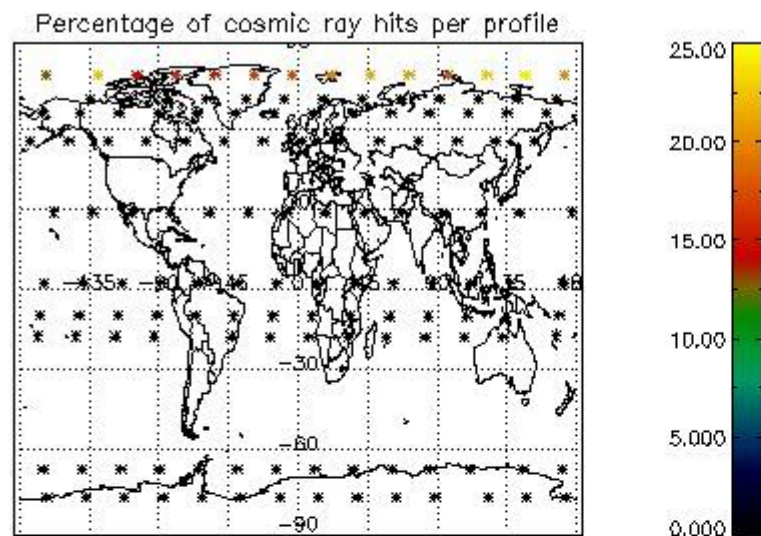


4.2 Plot quality information per product coming from level 1b processing (world map)

4.2.1 Plot level 1 quality information per product (world map): ENVISAT ASCENDING passes



4.2.2 Plot level 1 quality information per product (world map): ENVISAT DESCENDING passes



5. Trace gas profiles

5.1 Ozone statistics based on quality of products

The final quality of the products can be "measured" using the STD (Standard Deviation) attached to every point profile. This information is written to the parameter GOM_NL__2P/NL_LOCAL_SPECIES_DENSITY/o3_std of the level 2 products. The table below shows the statistics for given STD ranges.

The statistics are given with respect to the overall valid production:

- Products without fatal errors: GOM_NL__2P/MPH/PRODUCT_ERR=0
- Valid point profile: GOM_NL__2P/NL_LOCAL_SPECIES_DENSITY/pcd(0)=0

The 'Criteria' is applied to valid points of dark limb products:

- Products in dark limb illumination condition: GOM_NL__2P/NL_SUMMARY_QUALITY/obs_ill_cond=0
- Products without fatal errors: GOM_NL__2P/MPH/PRODUCT_ERR=0
- Valid point profile: GOM_NL__2P/NL_LOCAL_SPECIES_DENSITY/pcd(0)=0

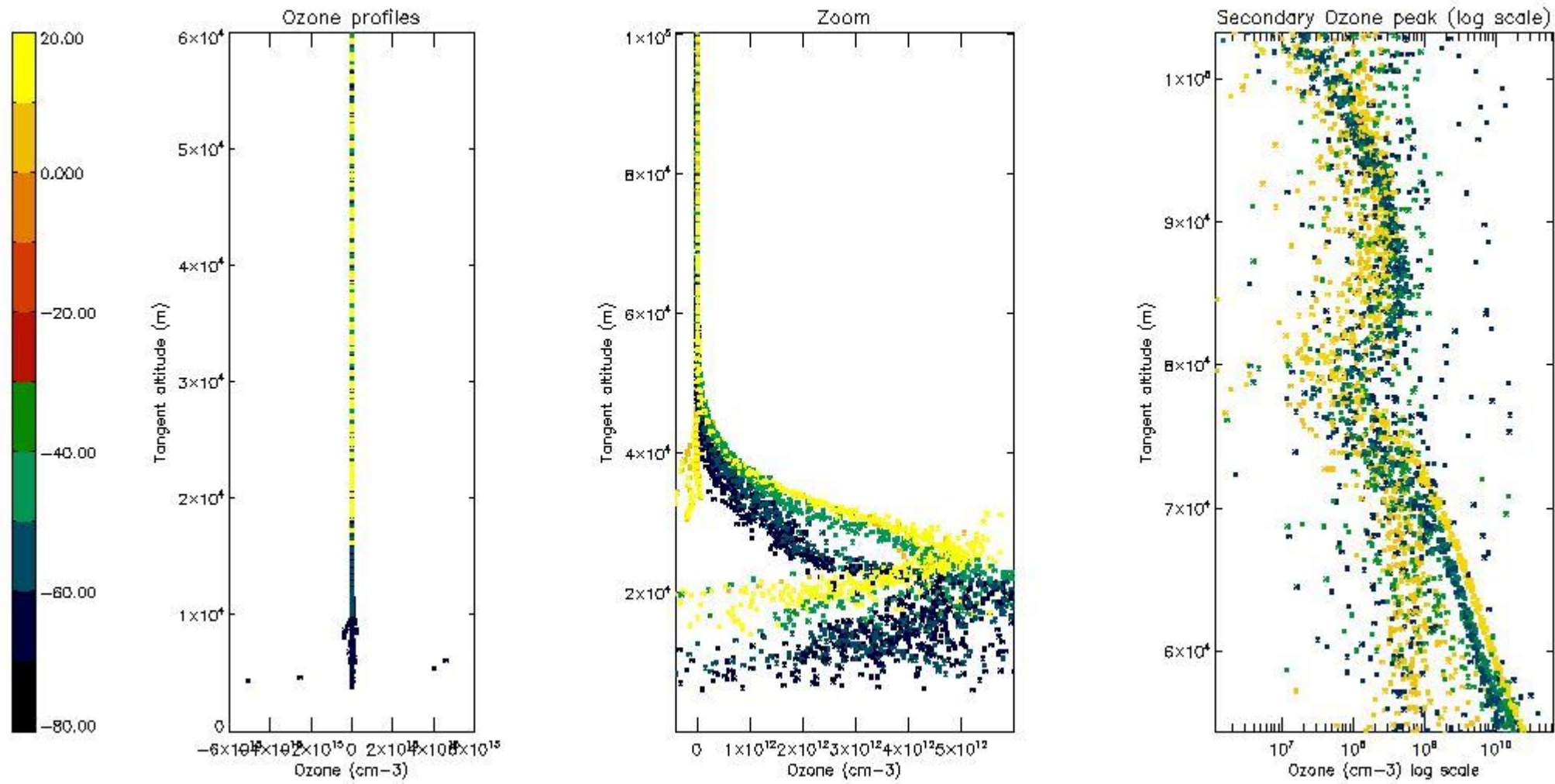
So, the table below shows the percentage of dark limb and valid observations for each criteria with respect to the overall valid daily observations.

Criteria	% of total production
All STD	30
STD < 20	15

STD < 10	12
STD < 5	8

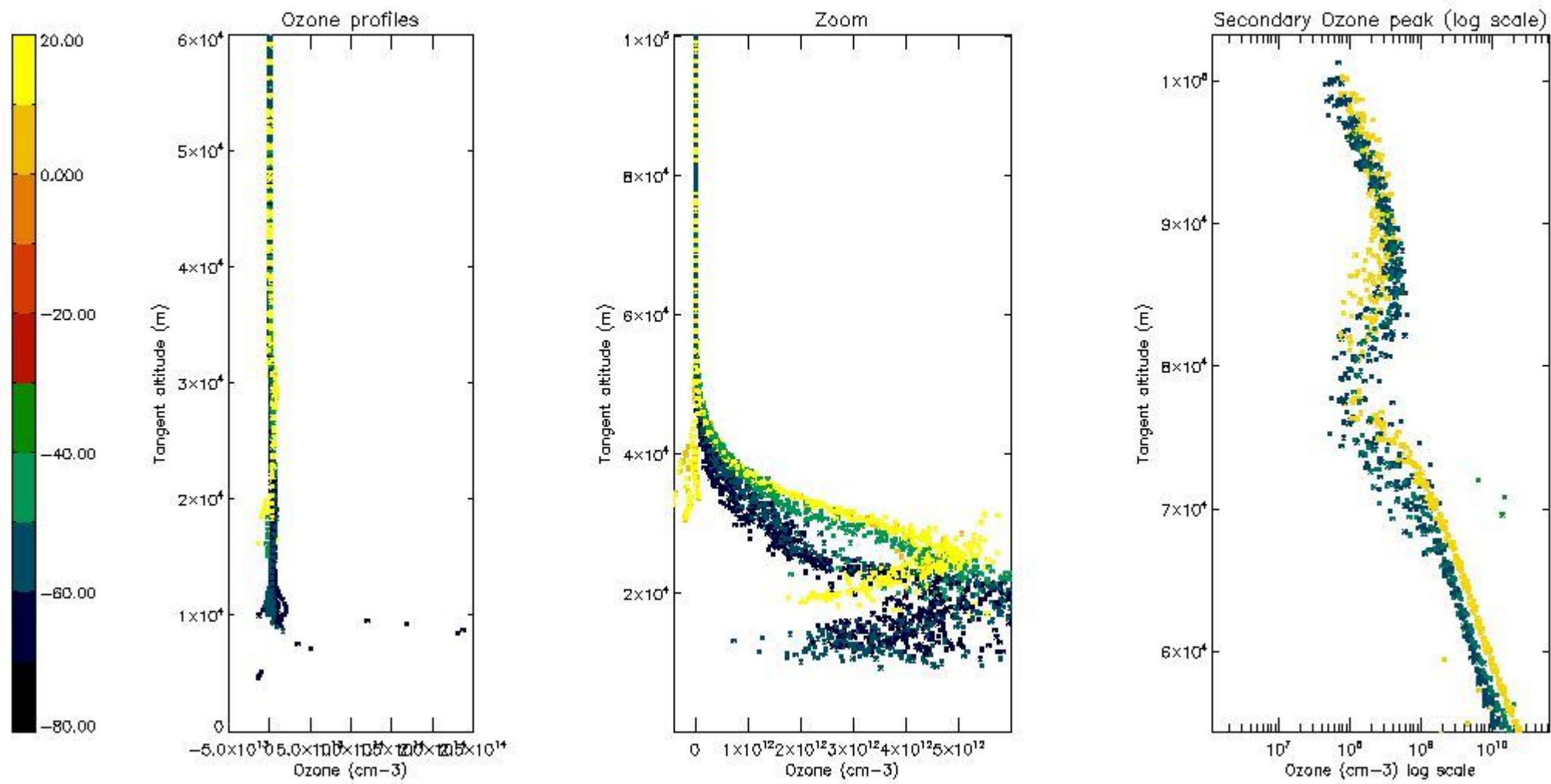
5.2 Plot ozone profiles for all STD (dark without errors)

The colorbar represents the latitude.



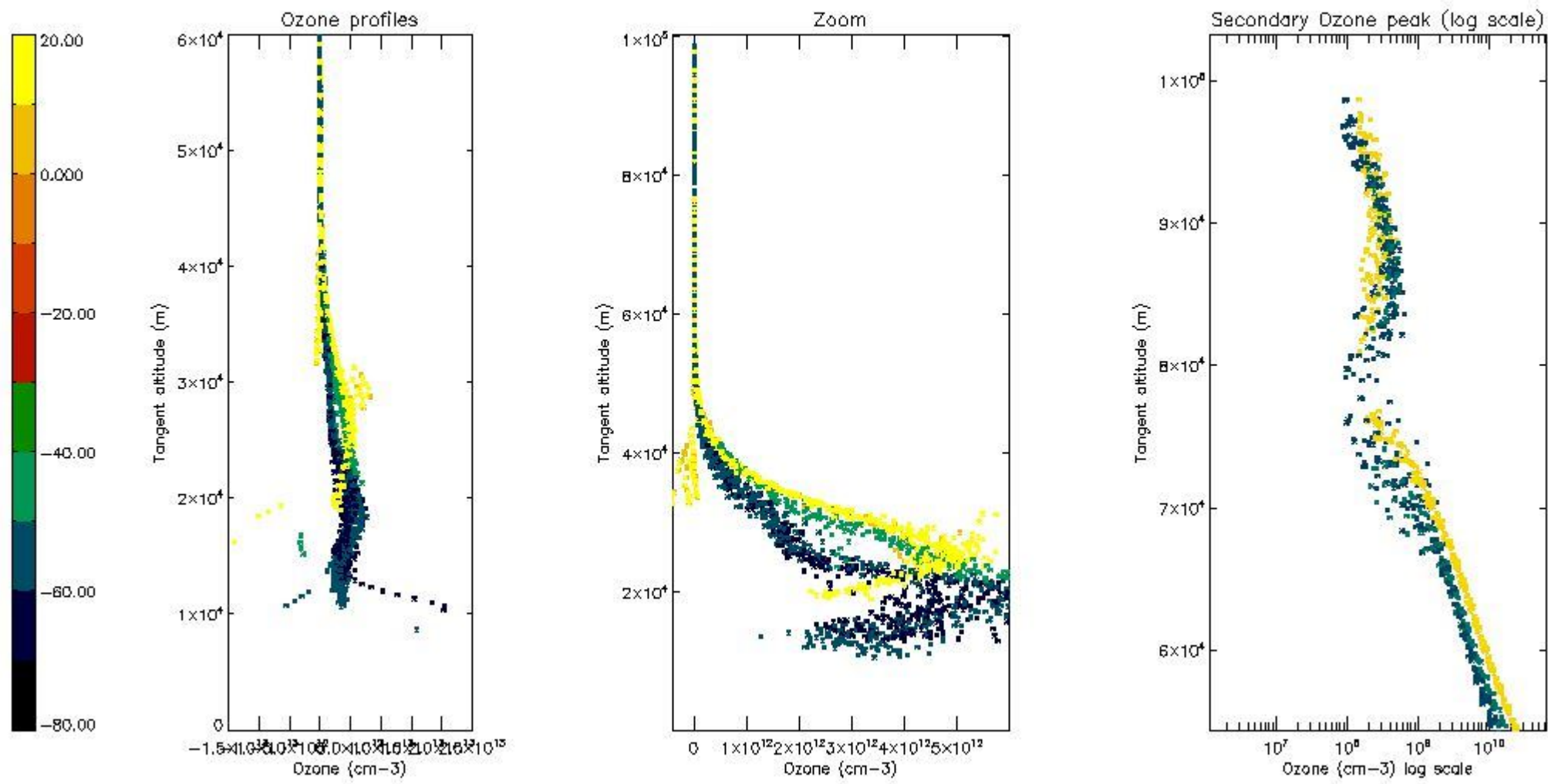
5.3 Plot ozone profiles where STD < 20% (dark without errors)

The colorbar represents the latitude.



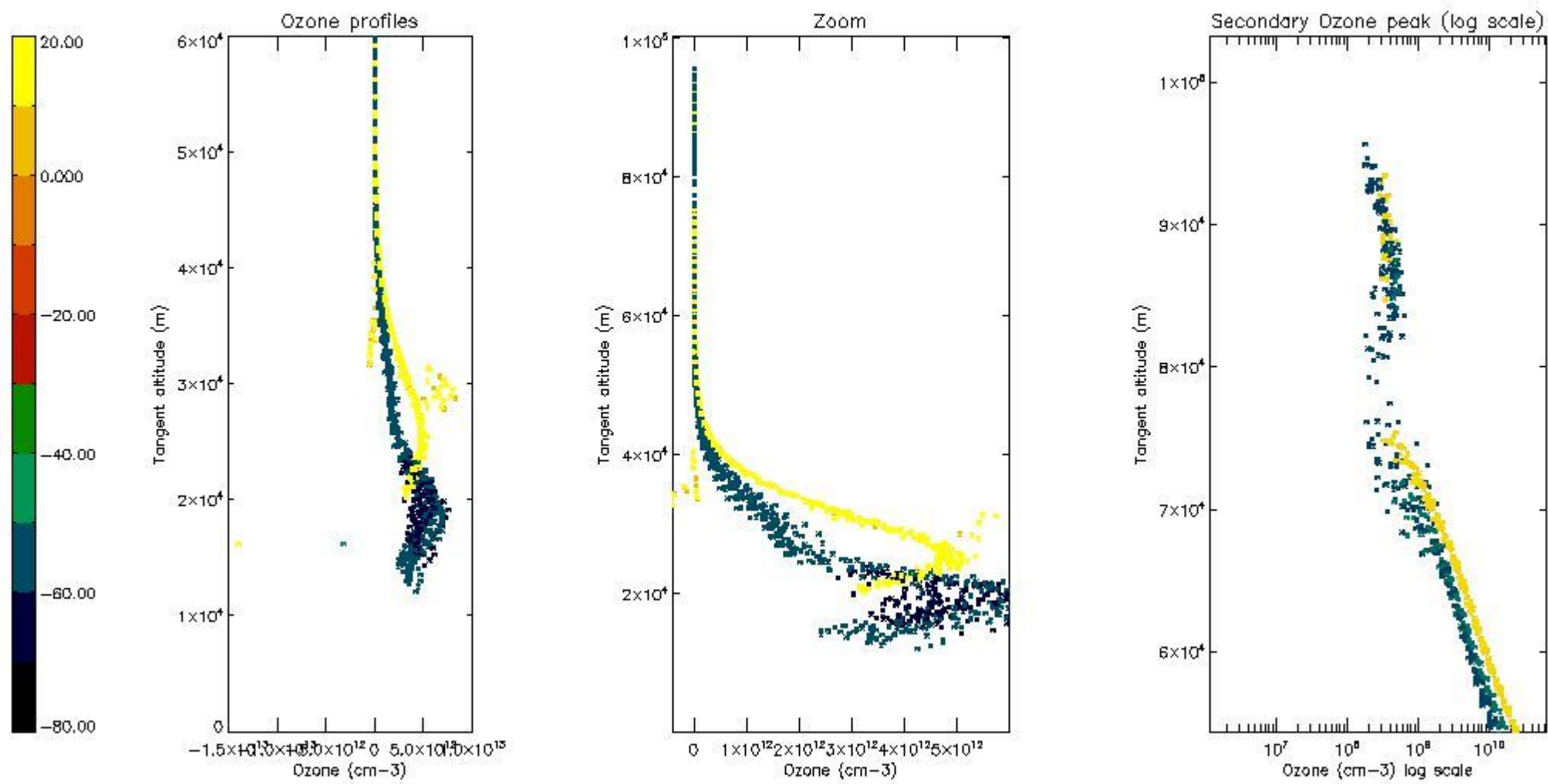
5.4 Plot ozone profiles where STD < 10% (dark without errors)

The colorbar represents the latitude.



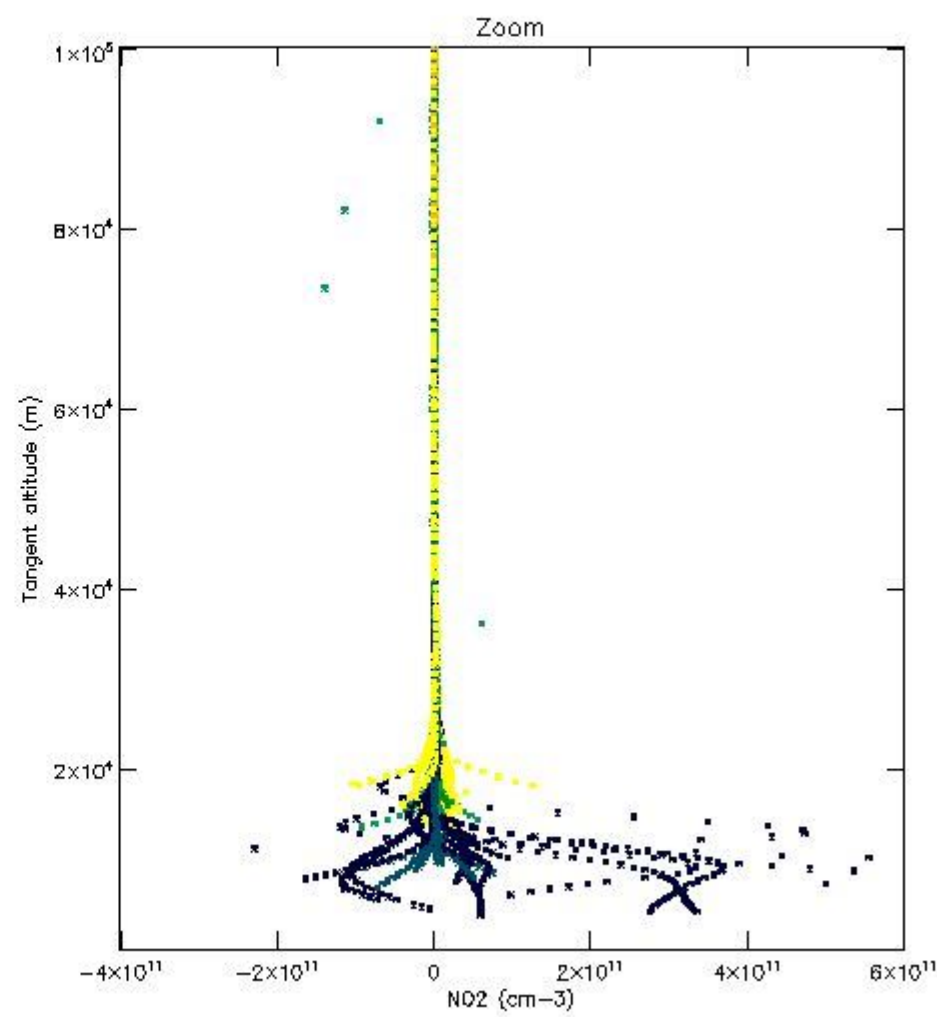
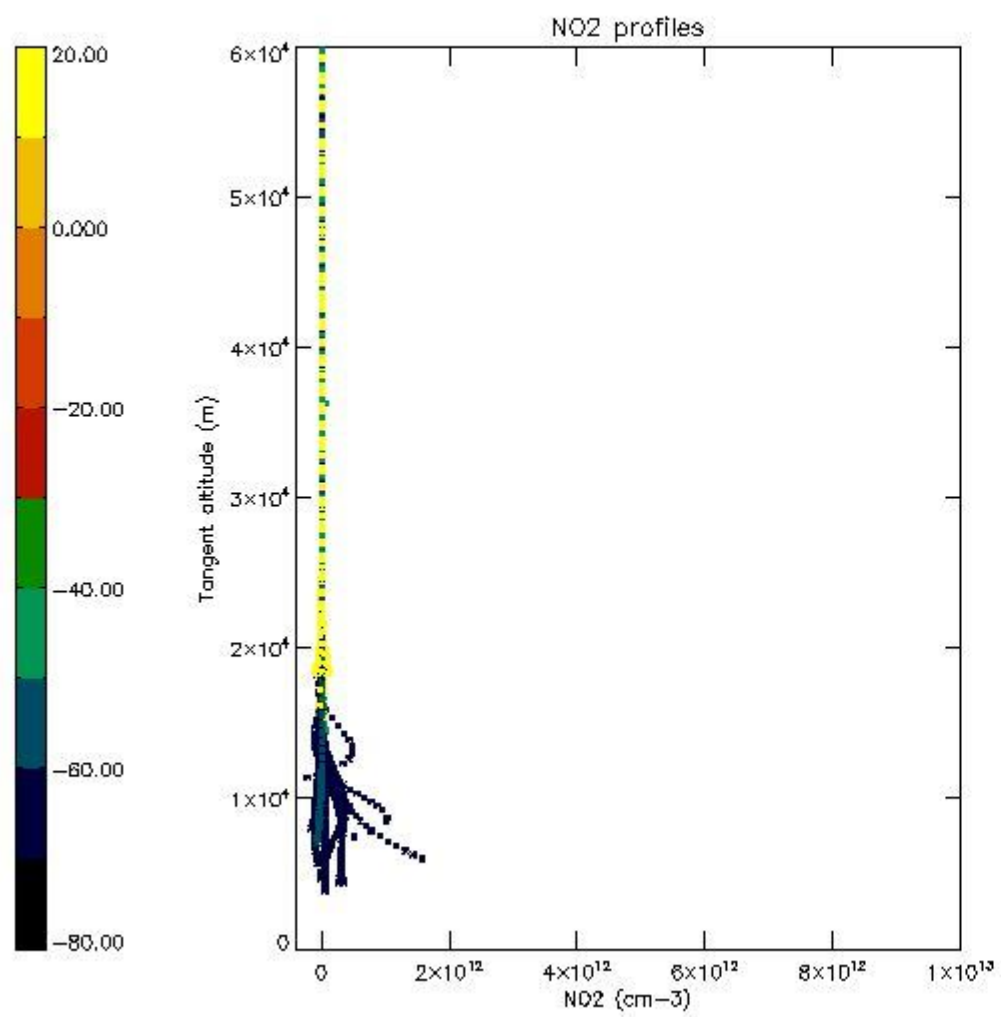
5.5 Plot ozone profiles where STD < 5% (dark without errors)

The colorbar represents the latitude.



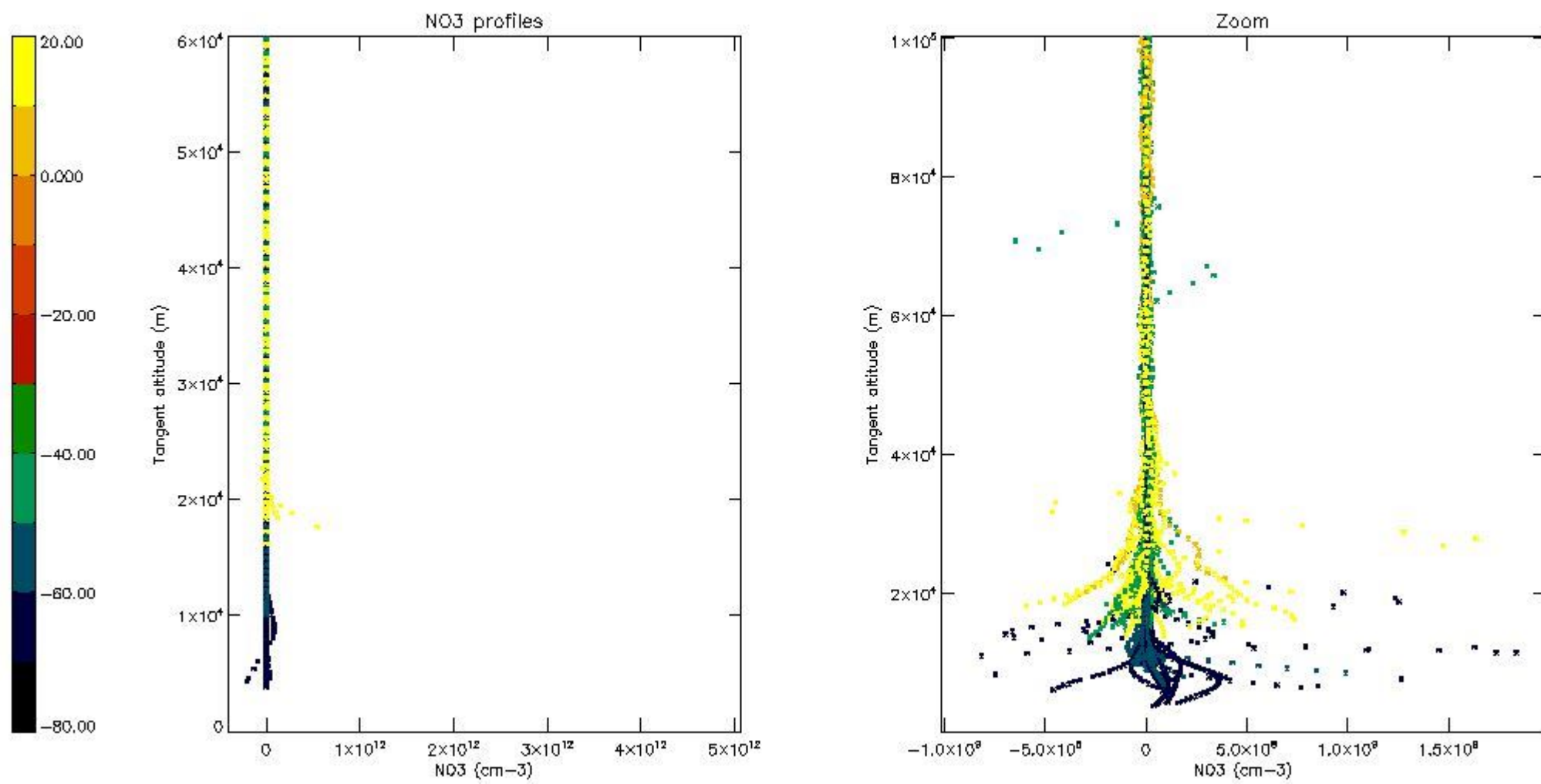
5.6 Plot NO₂ profiles for all STD (dark without errors)

The colorbar represents the latitude.



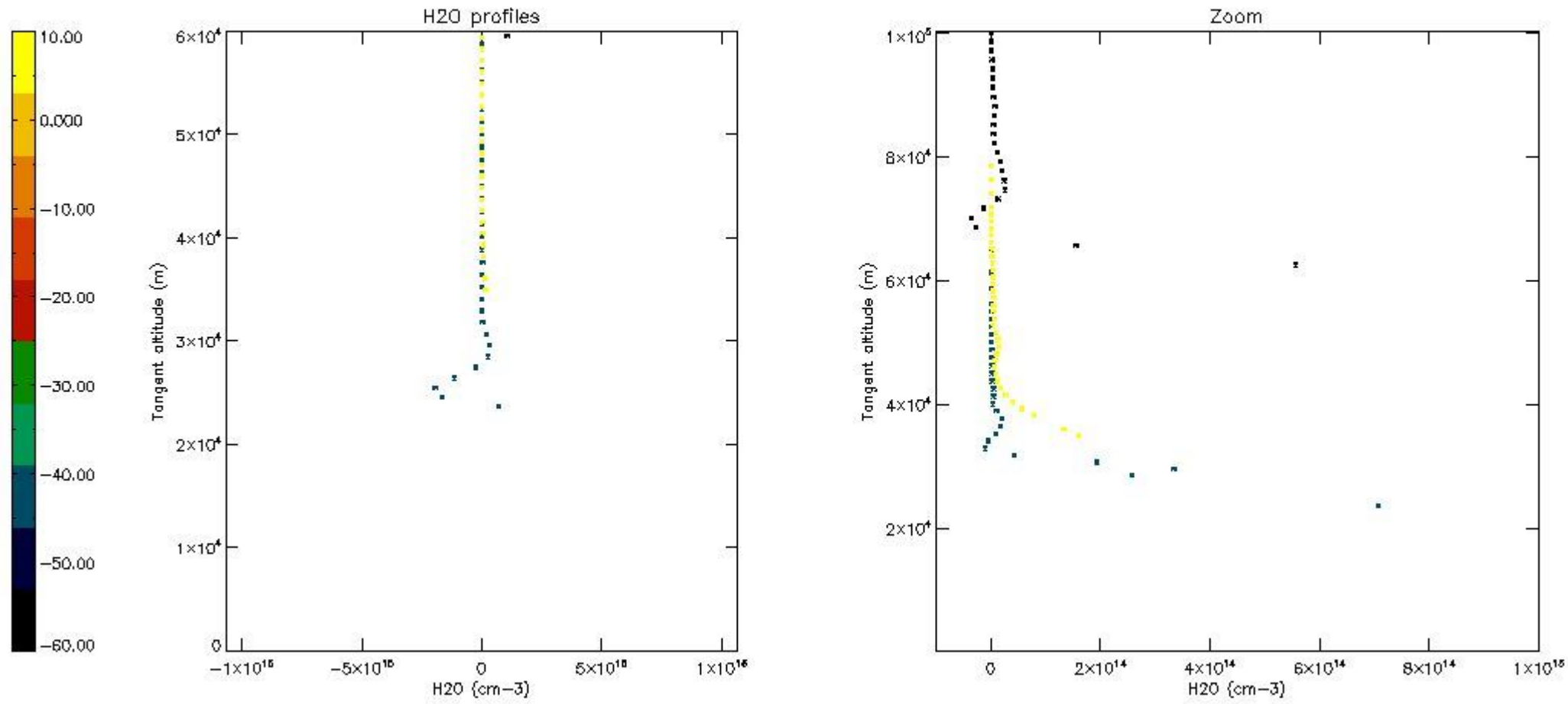
5.7 Plot NO3 profiles for all STD (dark without errors)

The colorbar represents the latitude.



5.8 Plot H₂O profiles for all STD (only for occultations of stars 1,2,3,4,13,14,16,26,63 dark without errors)

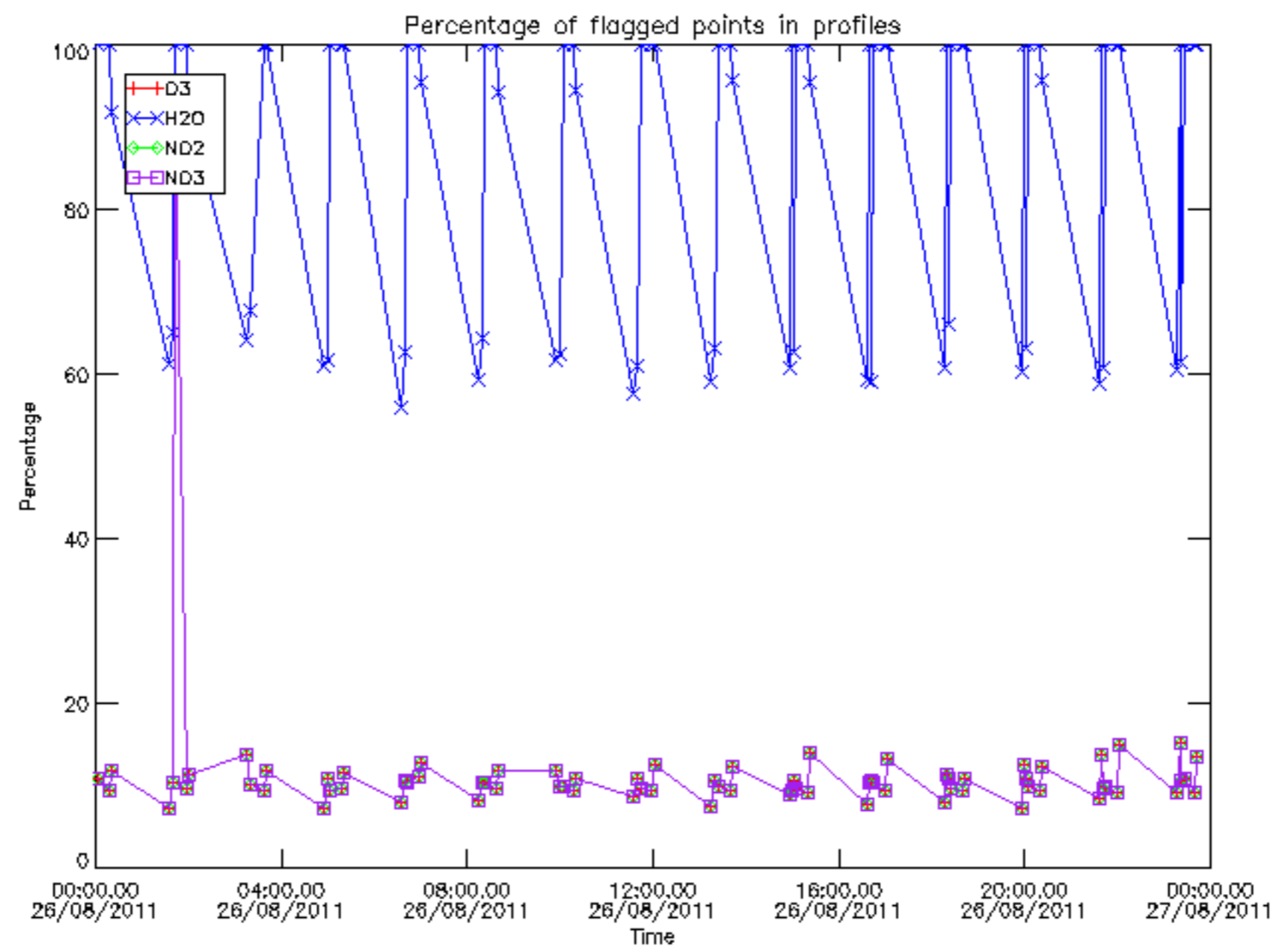
The colorbar represents the latitude.



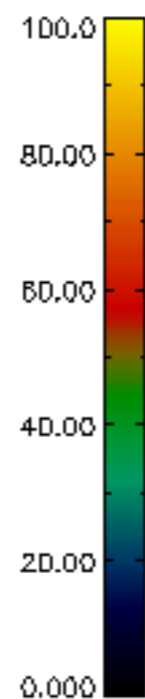
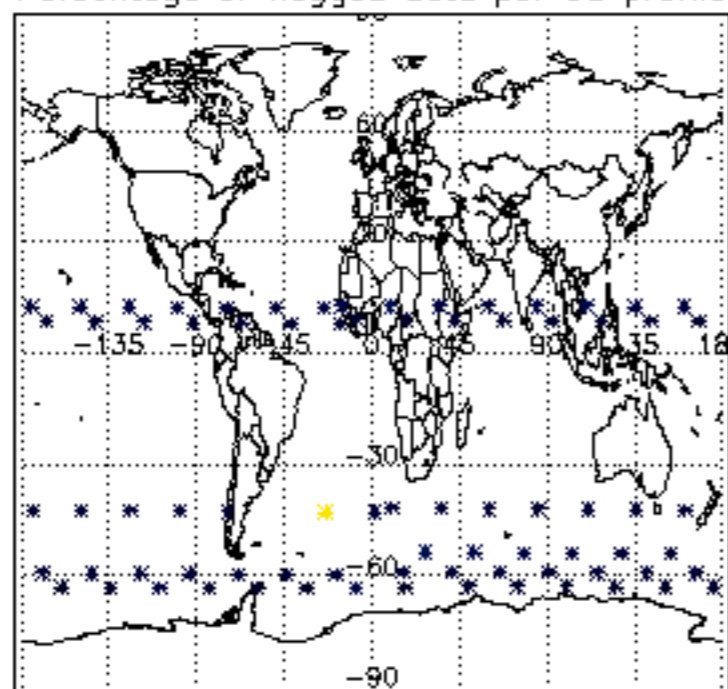
6. Auxiliary Data Files used for the production reported in section 2

The number reported in the third column indicates since which file (see list in section 2) the corresponding auxiliary file has been used. The fourth column is the date of those product files.

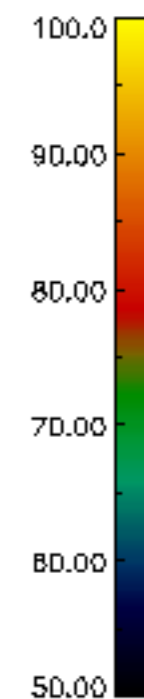
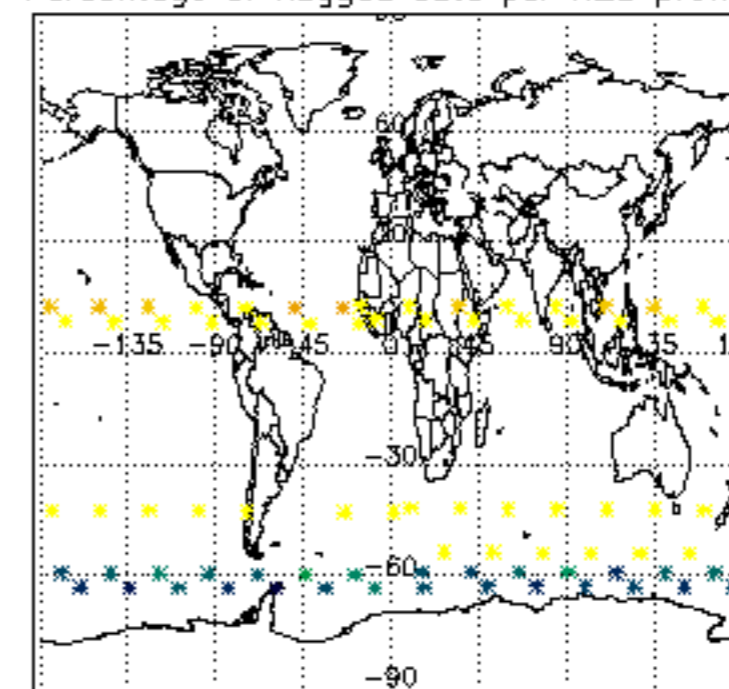
Type	Auxiliary Filename	Used since product	Used since product date
INST_PHYS_CHARACTERISTICS	GOM_INS_AXVIEC20091111_143220_20030716_120000_20500101_000000	1	26-AUG-2011 00:02:06
LEVEL-2_PROC_CONFIG	GOM_PR2_AXVIEC20091111_152718_20020301_000000_20500101_000000	1	26-AUG-2011 00:02:06
CROSS_SECTIONS_FILE	GOM_CRS_AXVIEC20091111_154832_20020301_000000_20500101_000000	1	26-AUG-2011 00:02:06



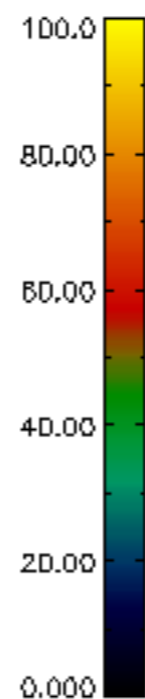
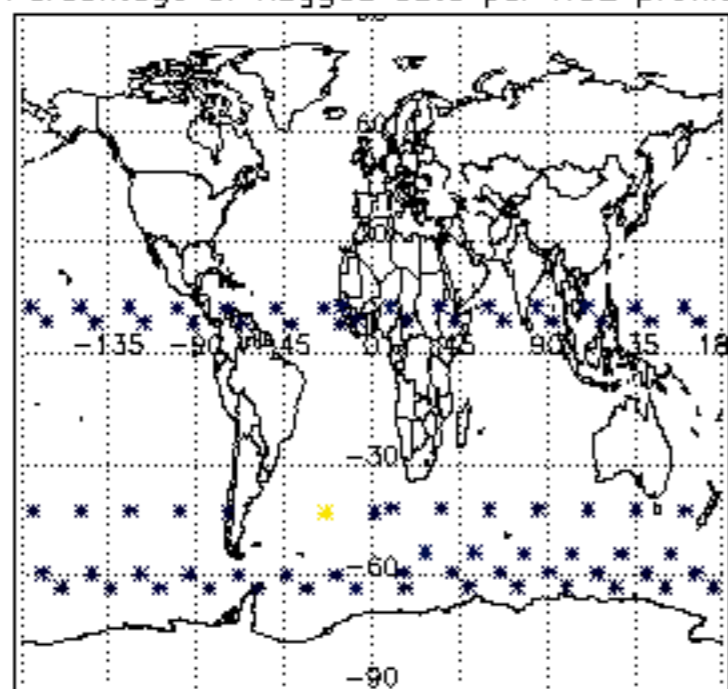
Percentage of flagged data per D3 profile



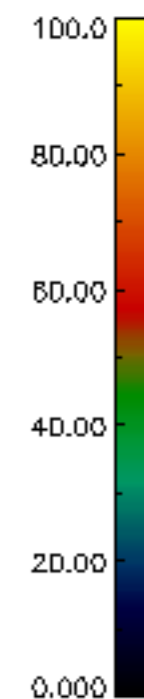
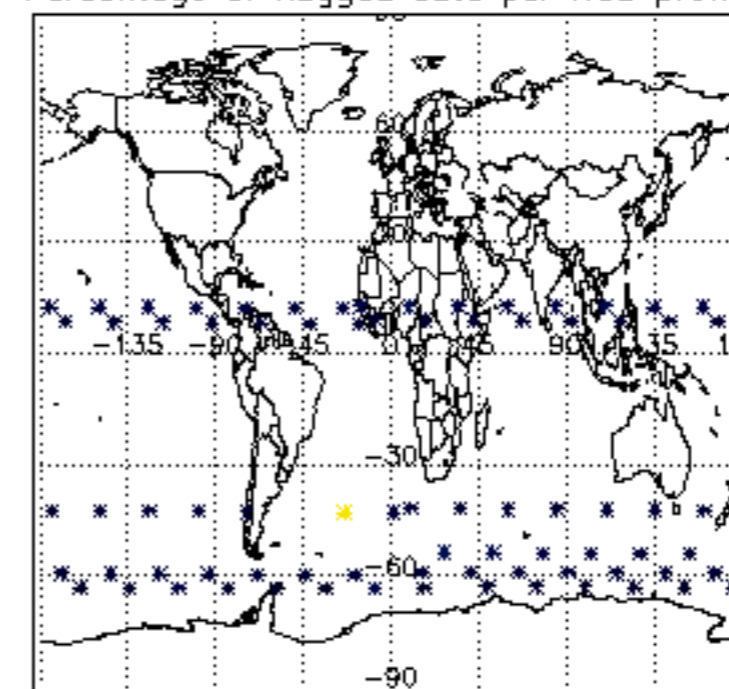
Percentage of flagged data per H2O profile

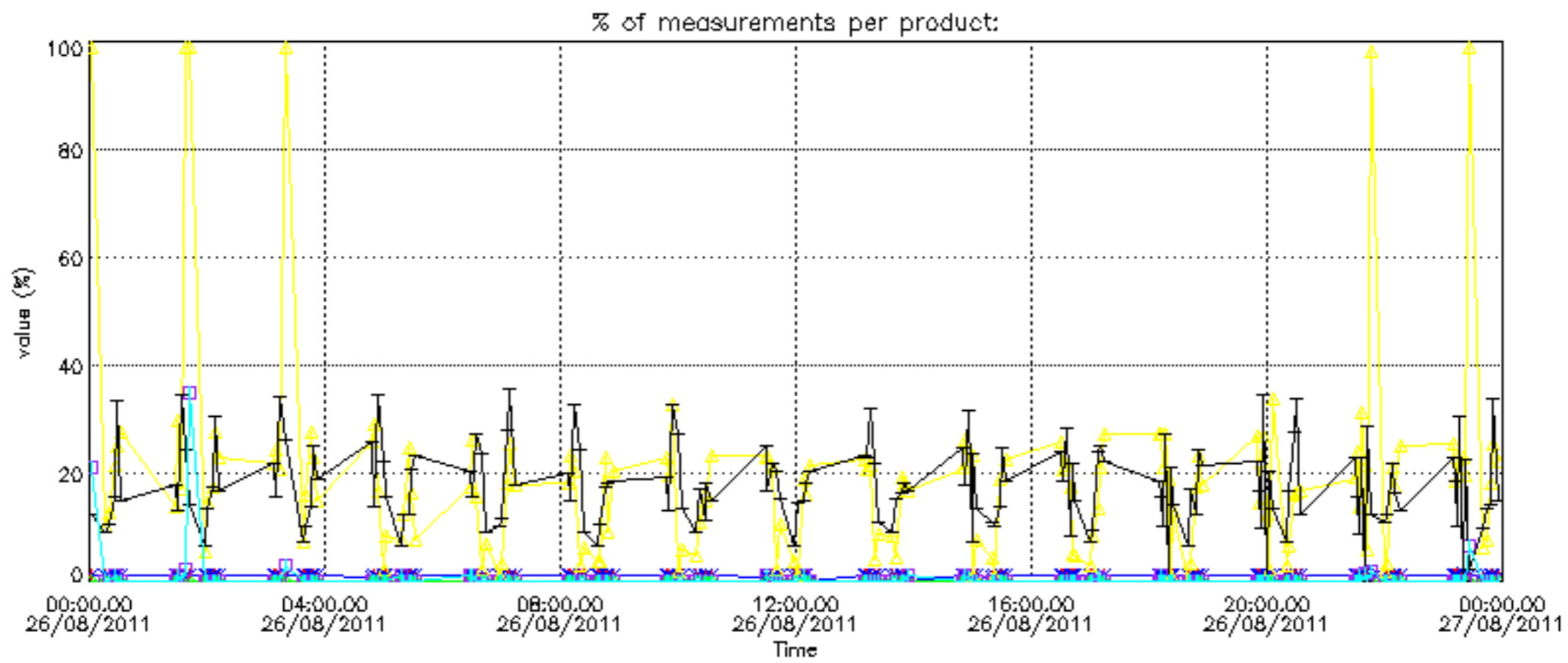
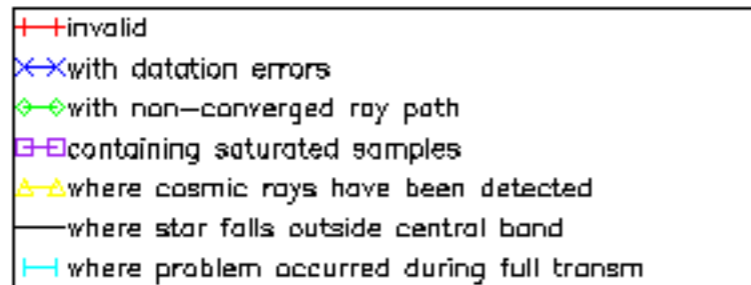


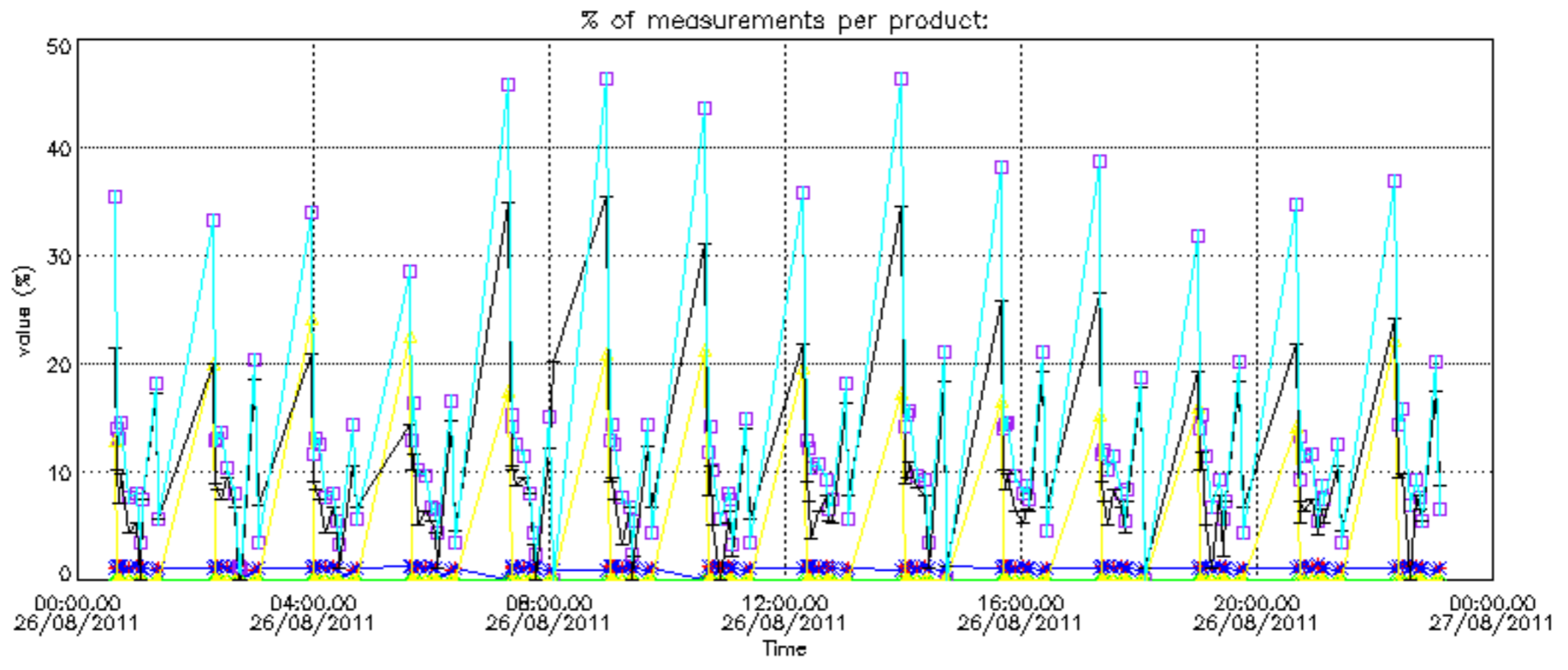
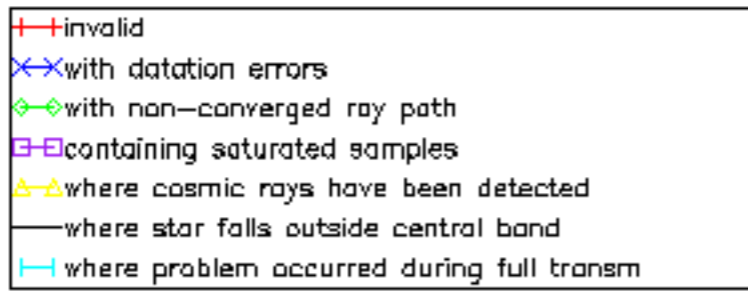
Percentage of flagged data per NO2 profile



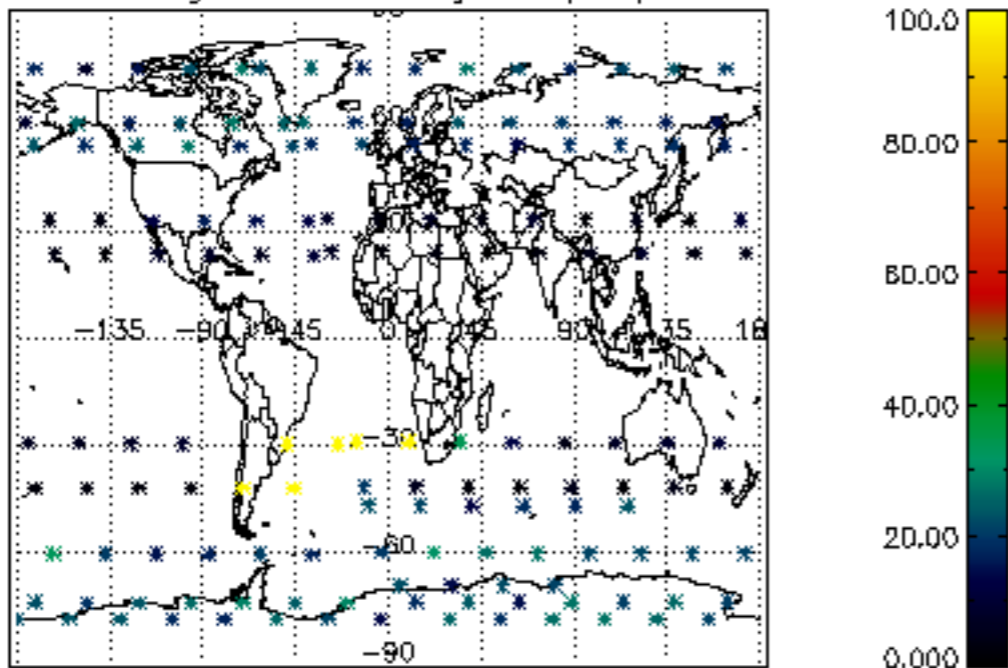
Percentage of flagged data per NO3 profile



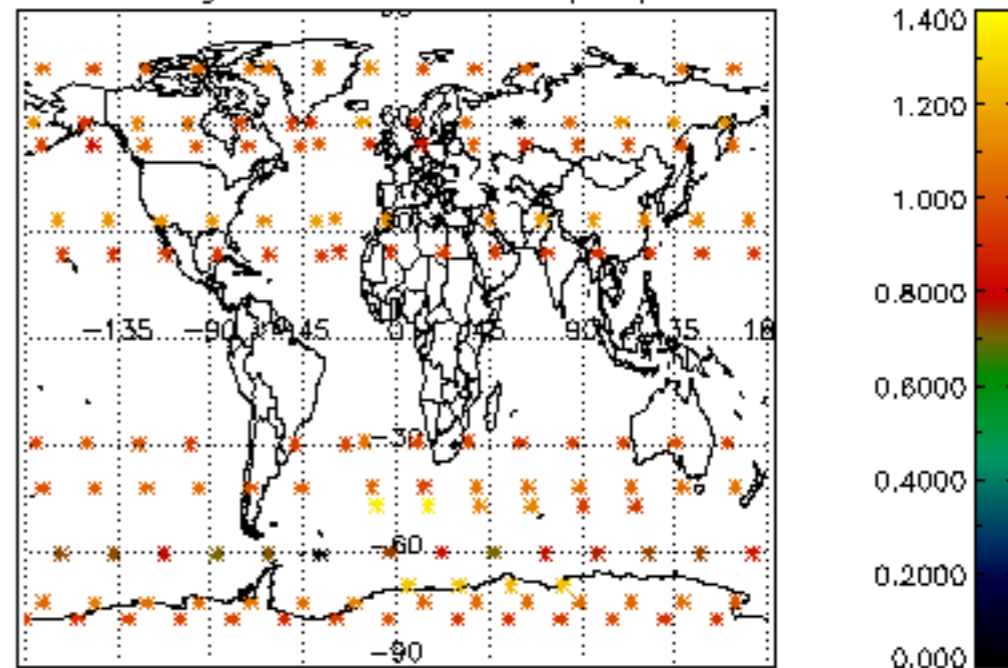




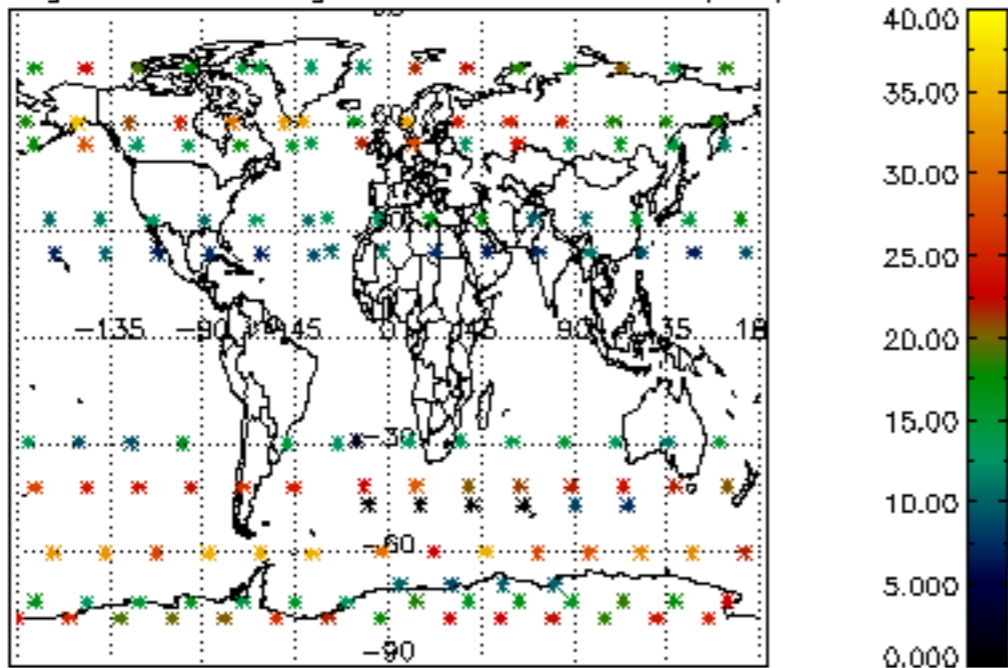
Percentage of cosmic ray hits per profile



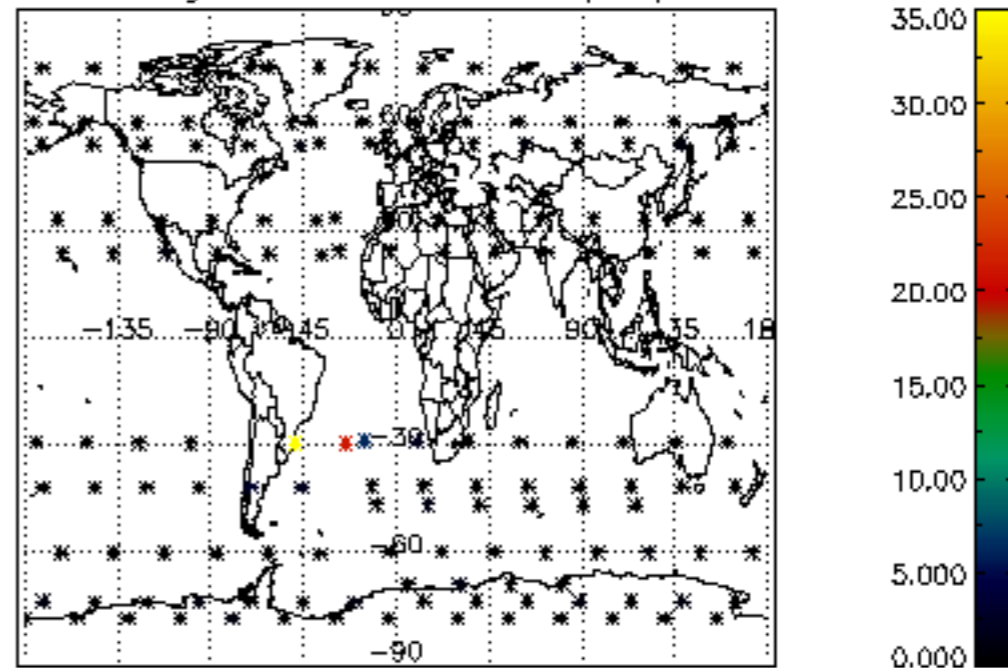
Percentage of datation errors per profile



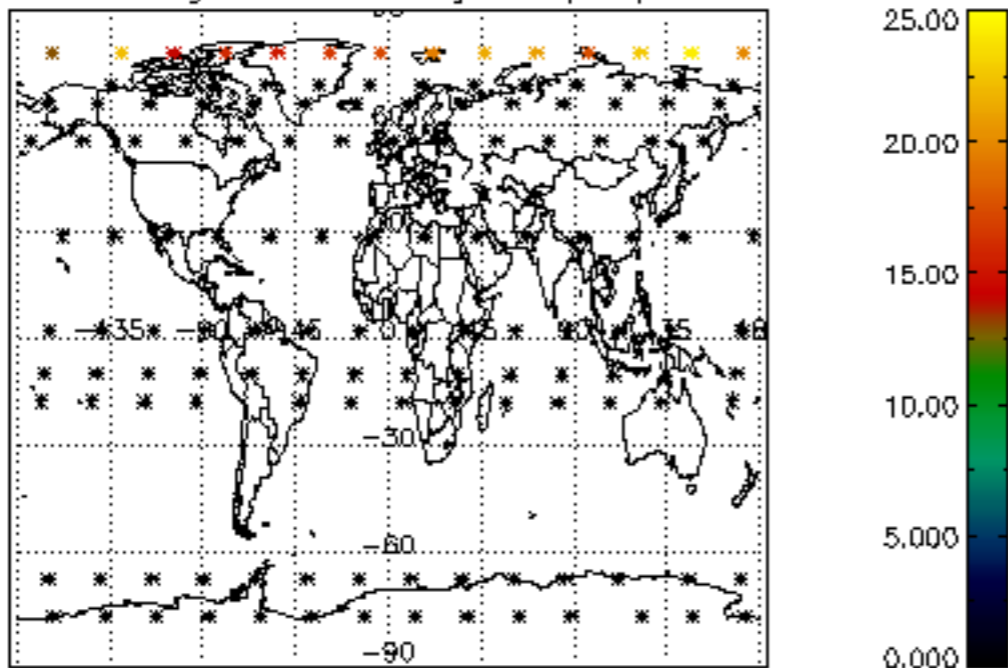
Percentage of star falling outside central band per profile



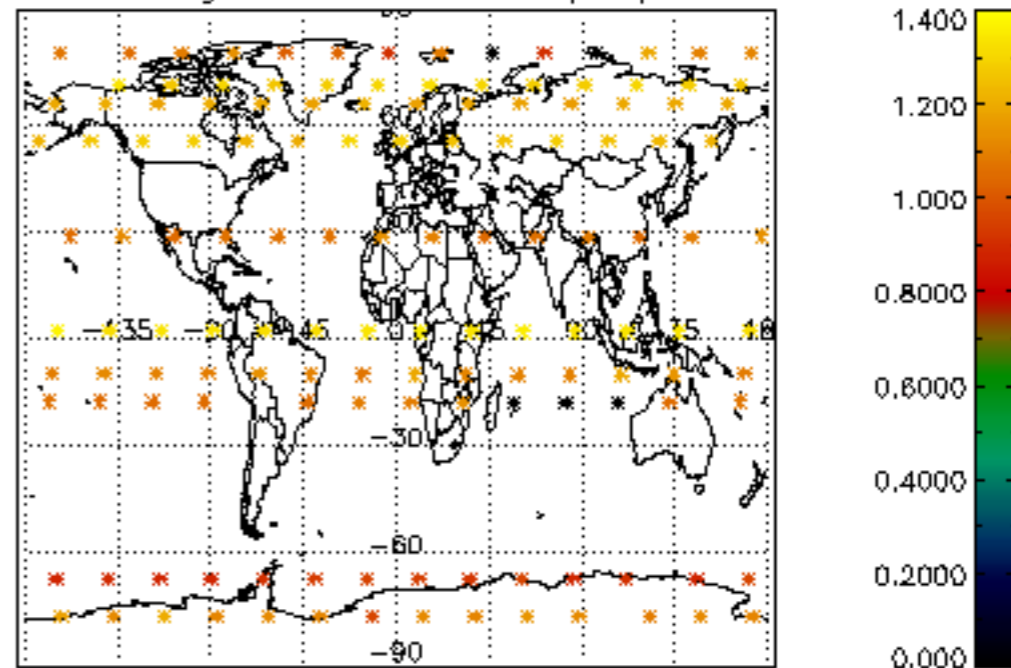
Percentage of saturation errors per profile



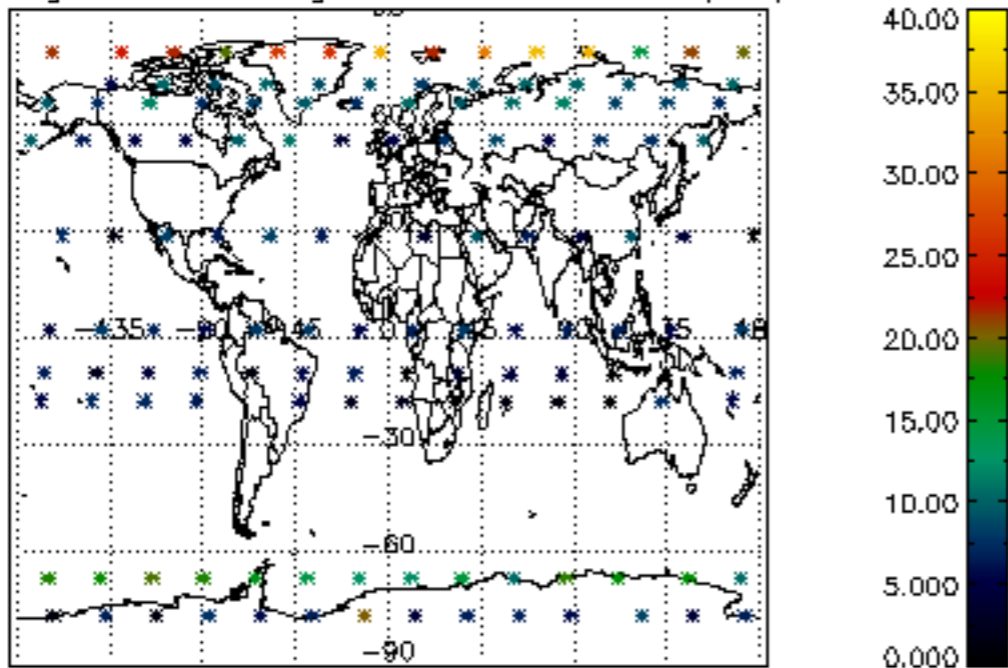
Percentage of cosmic ray hits per profile



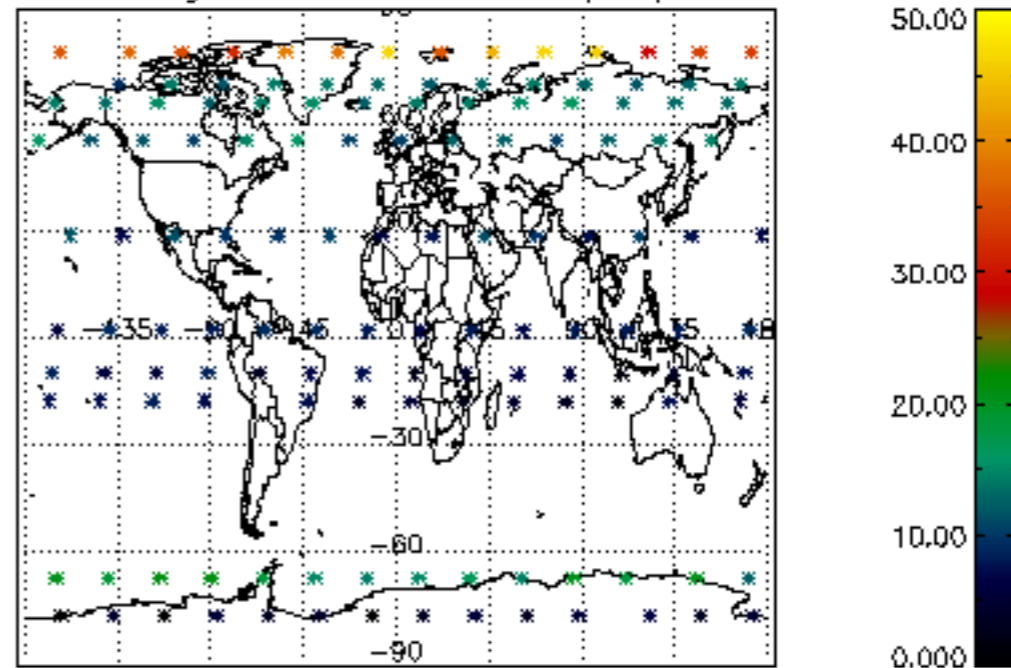
Percentage of datation errors per profile

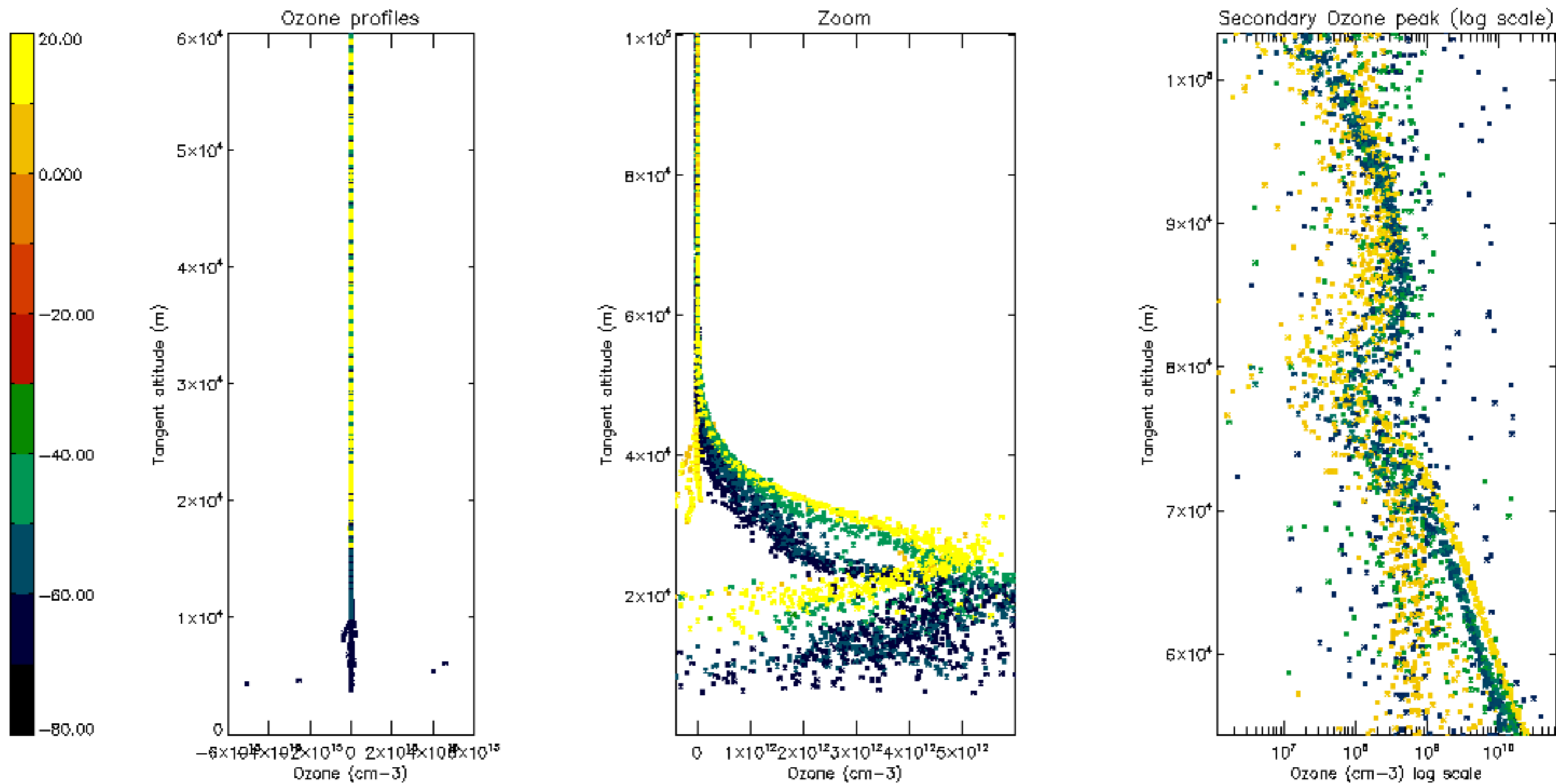


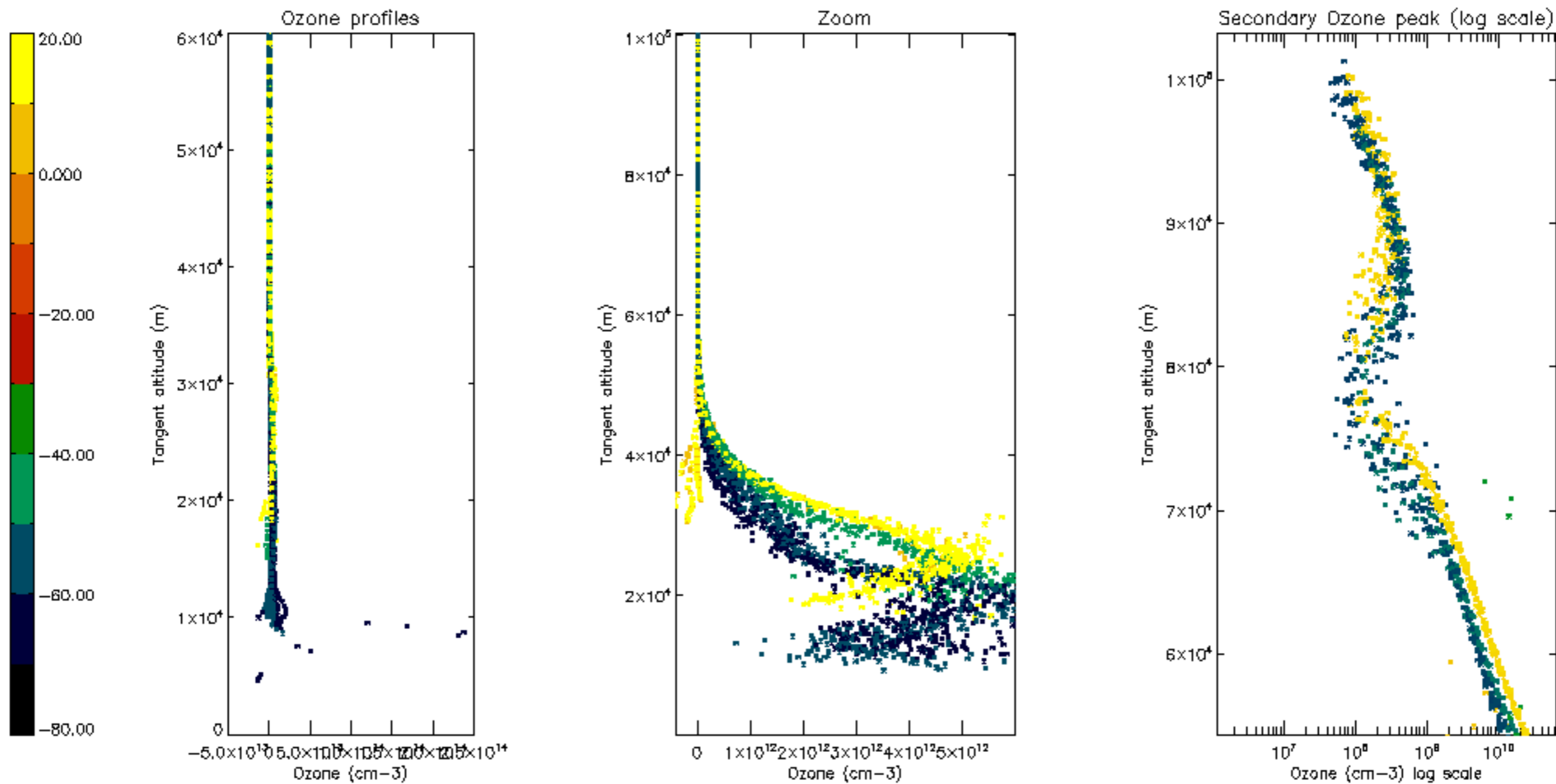
Percentage of star falling outside central band per profile

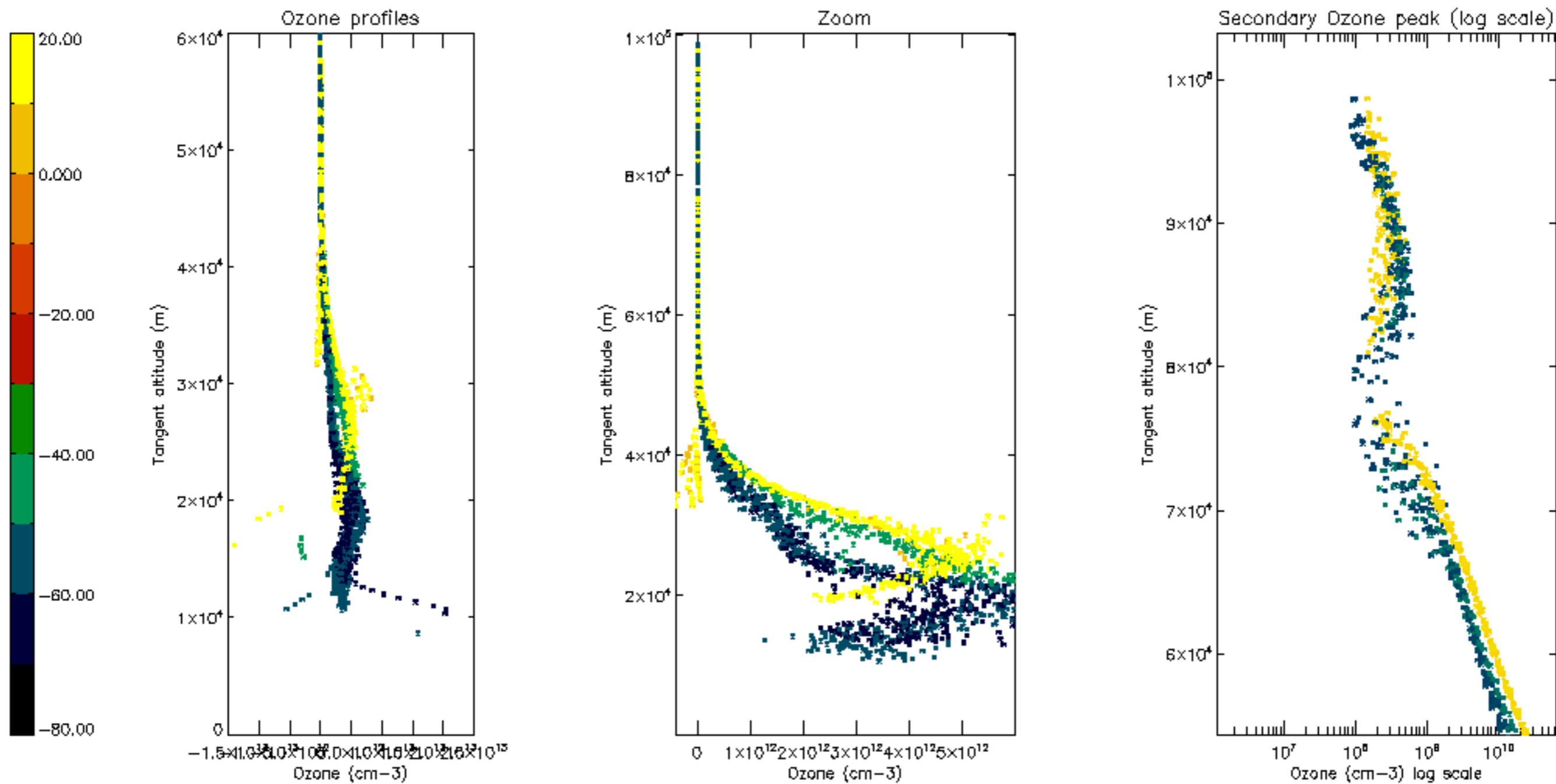


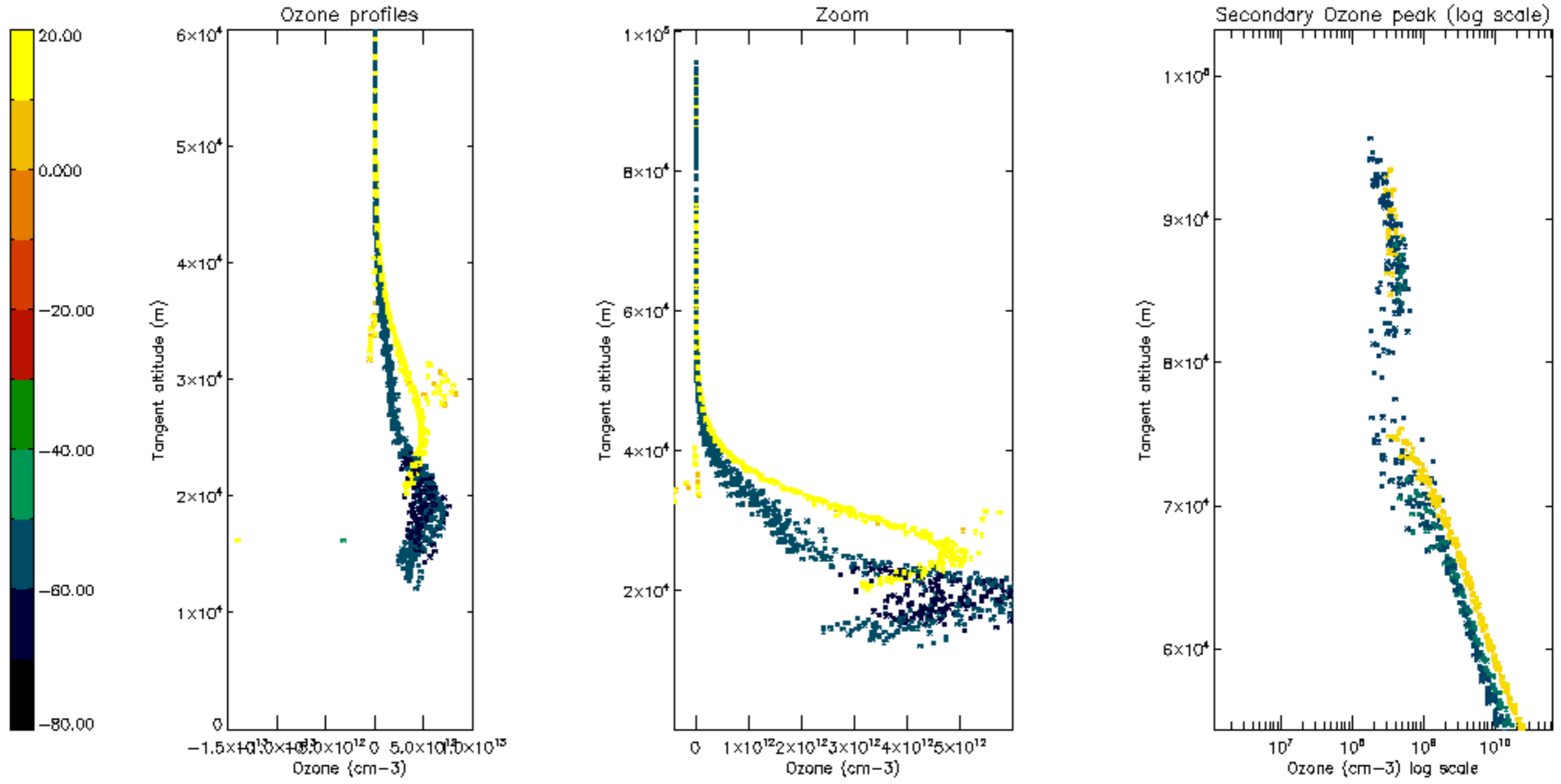
Percentage of saturation errors per profile

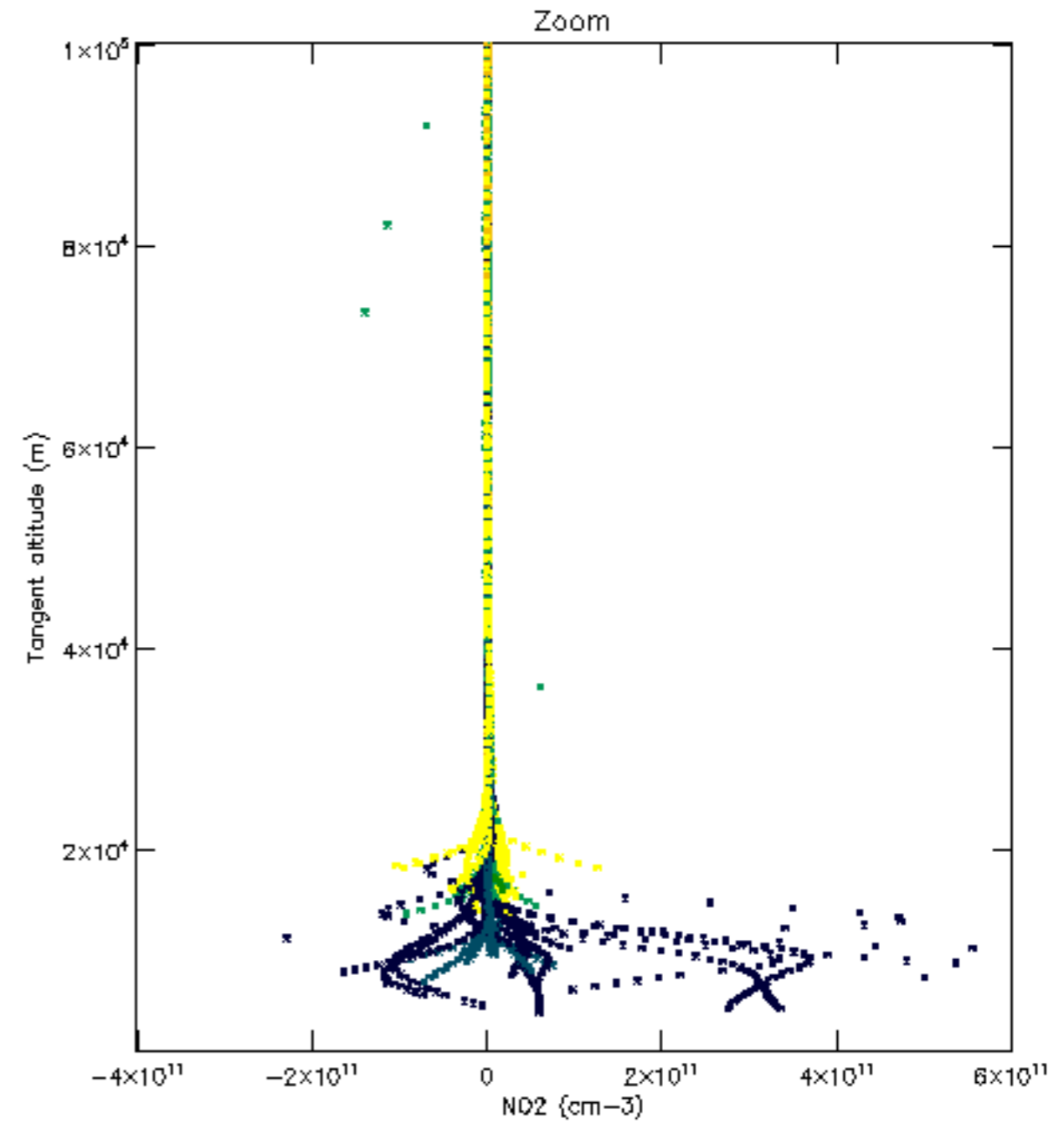
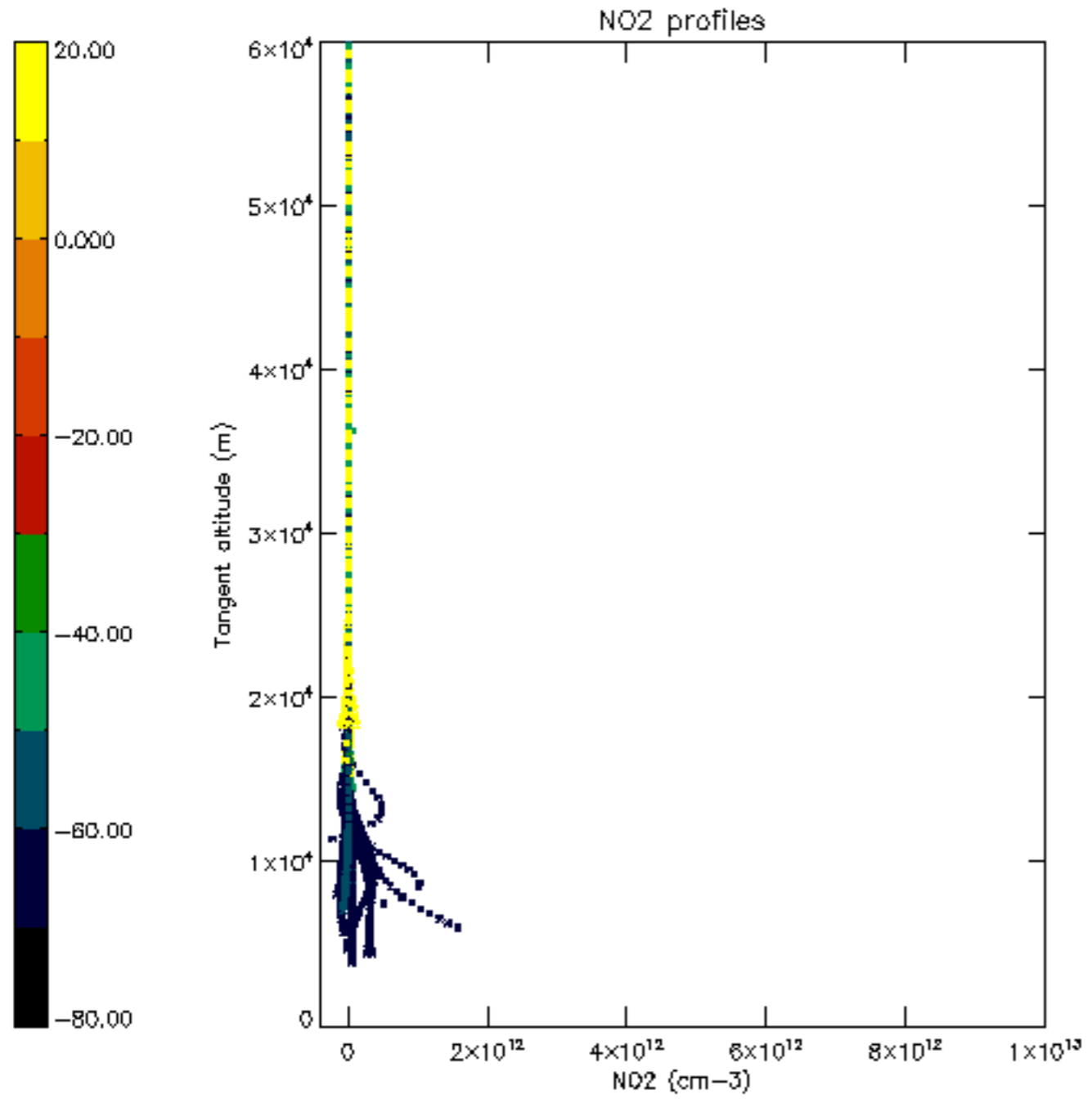


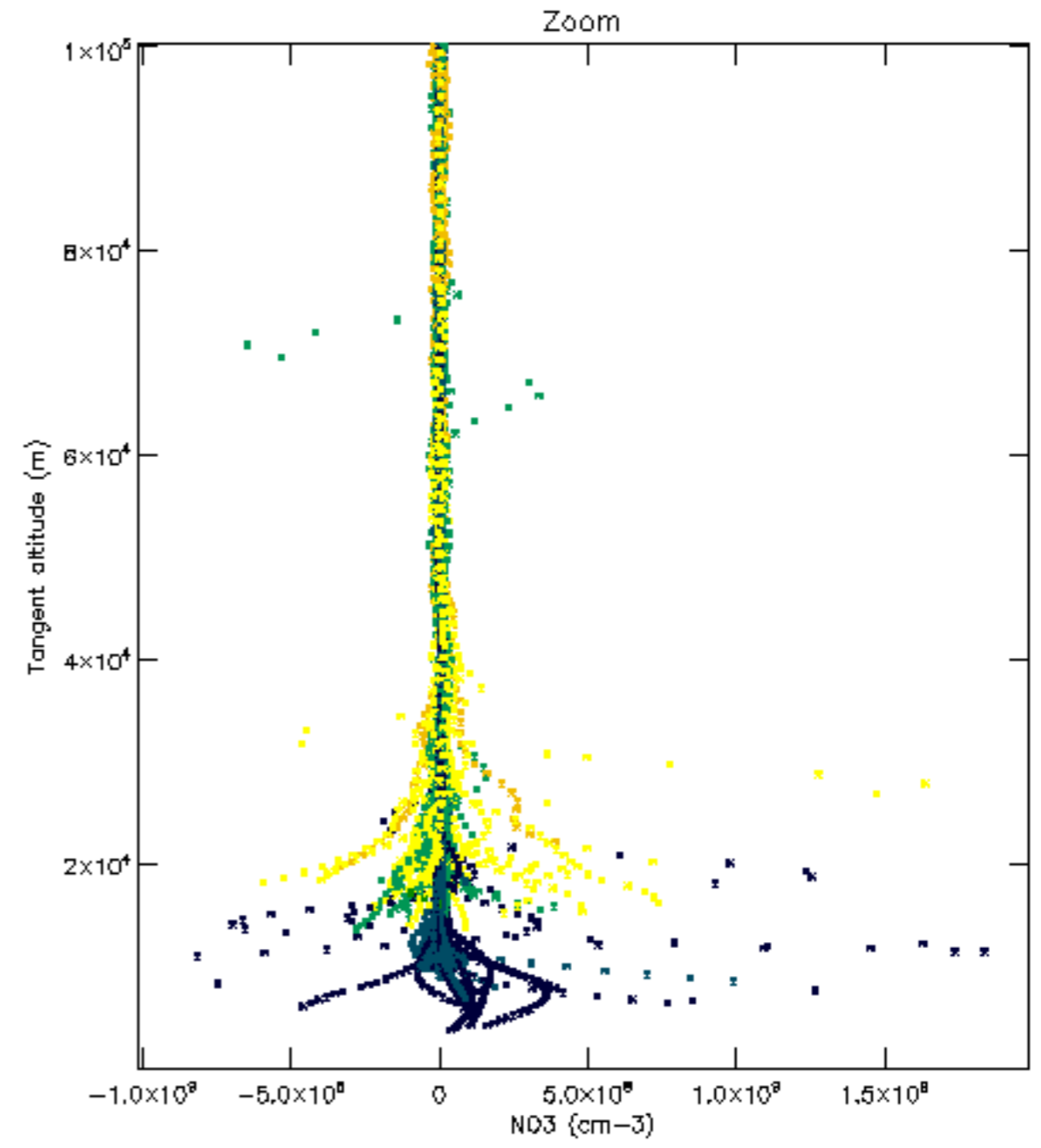
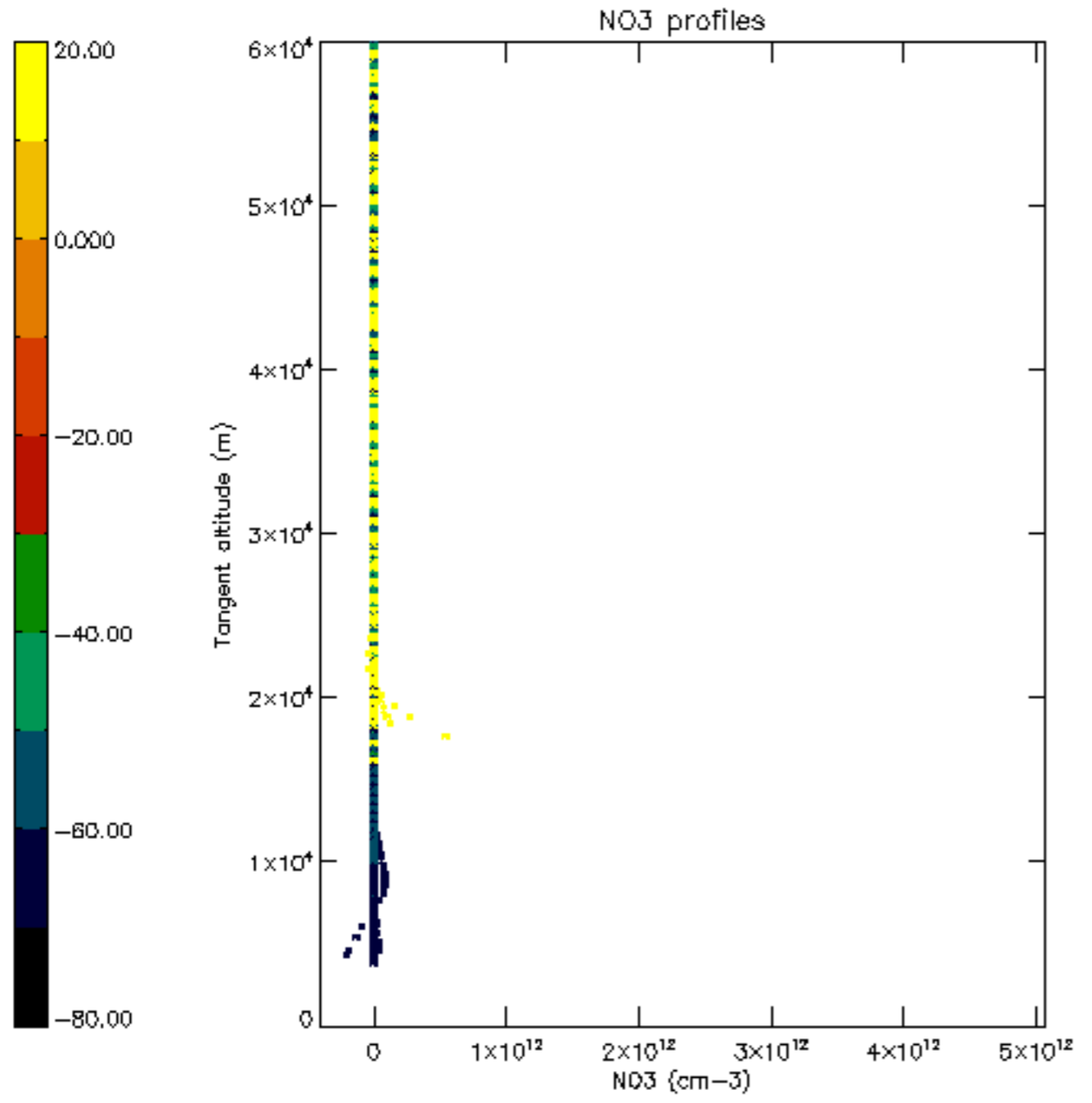


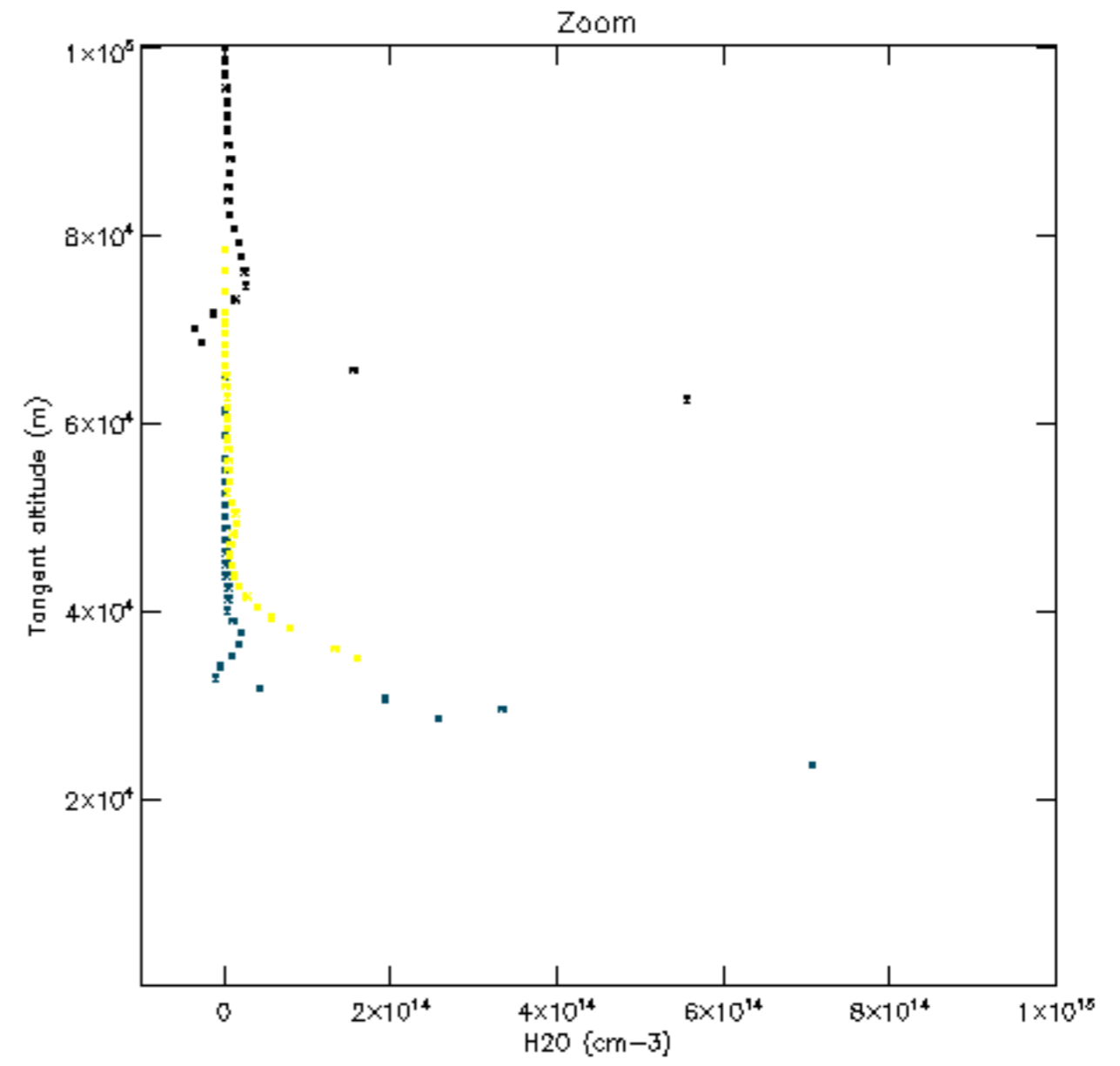
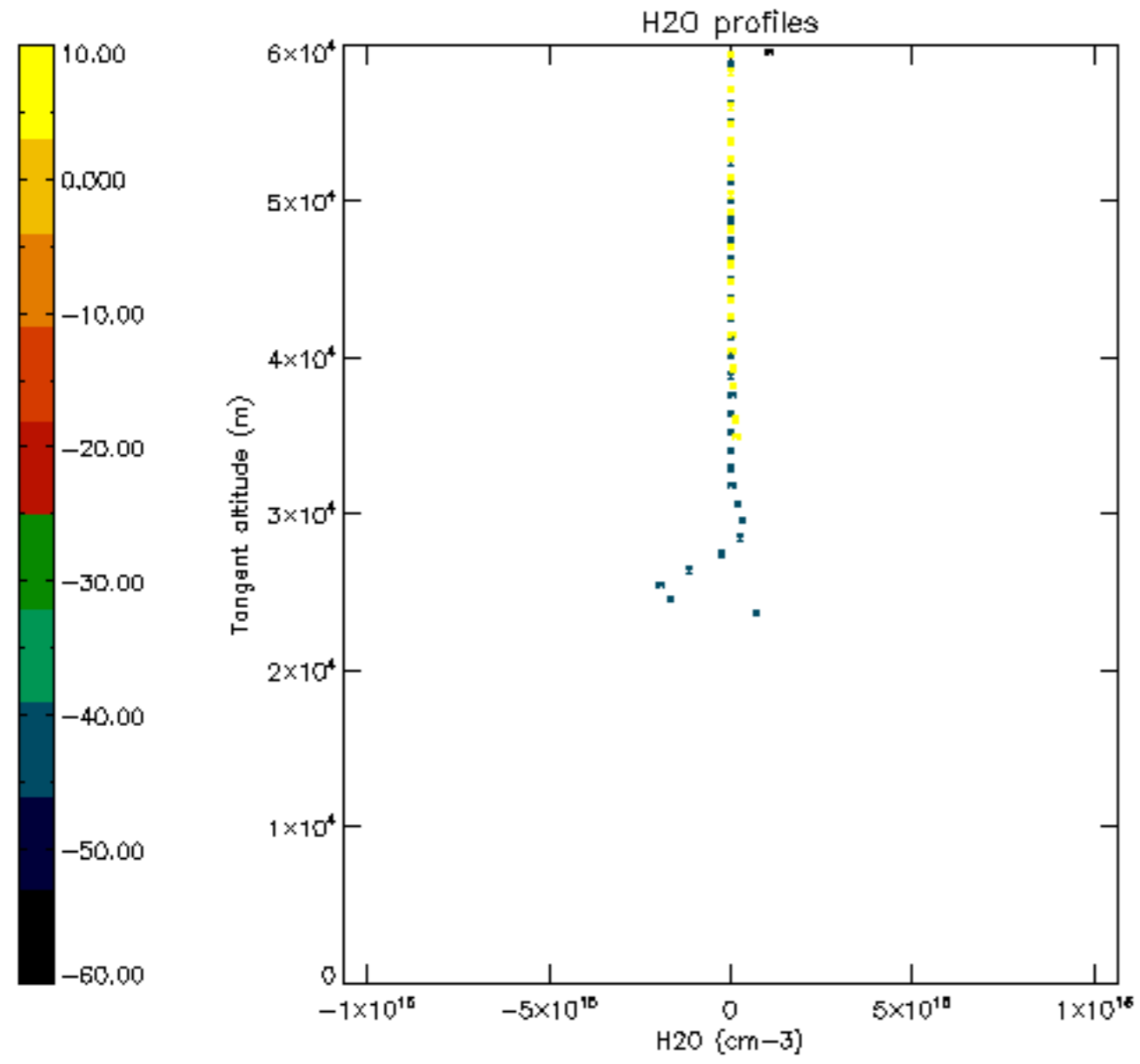


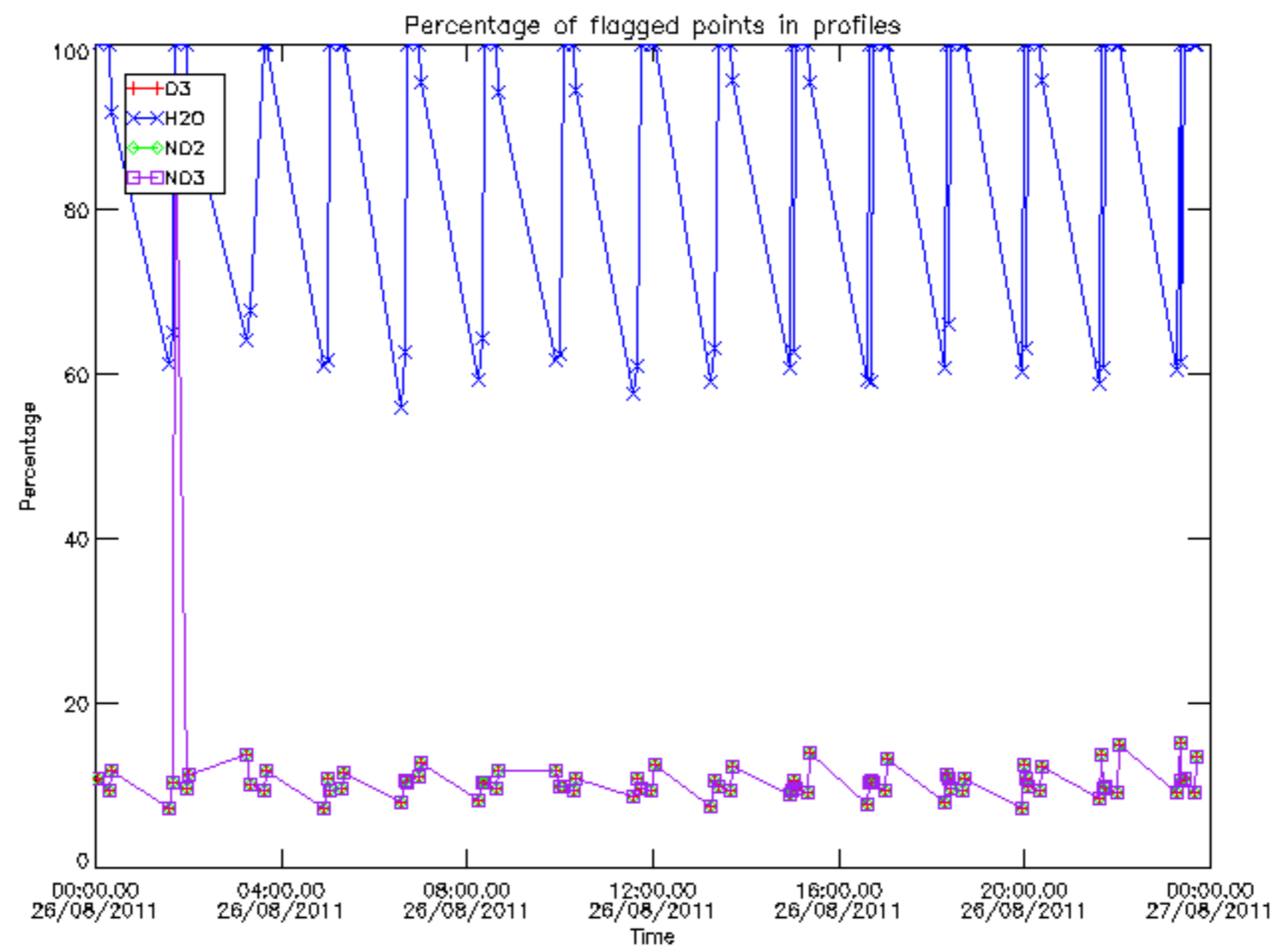




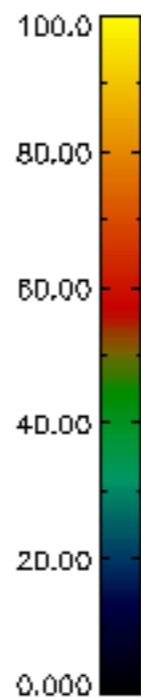
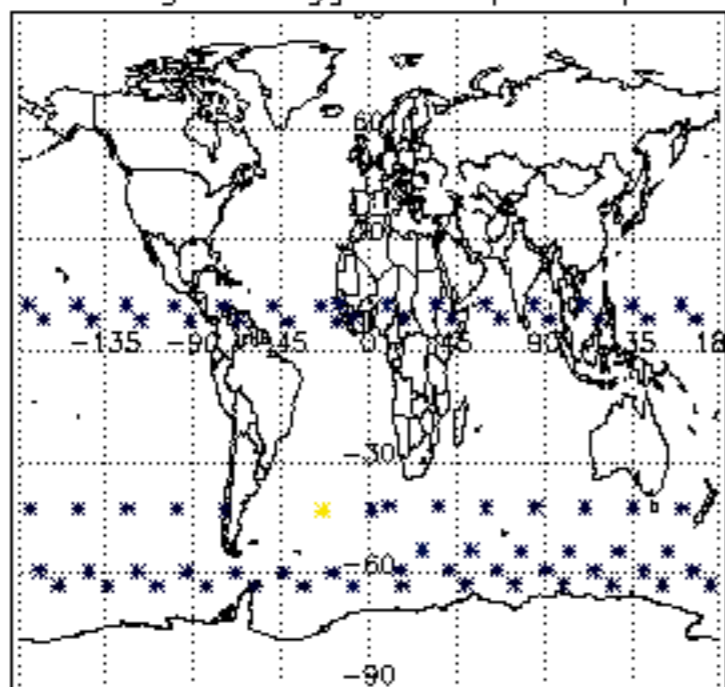




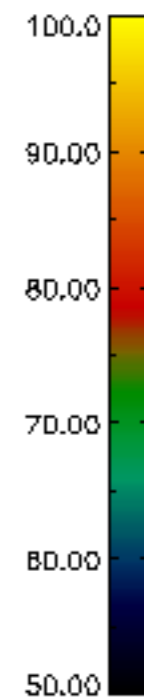
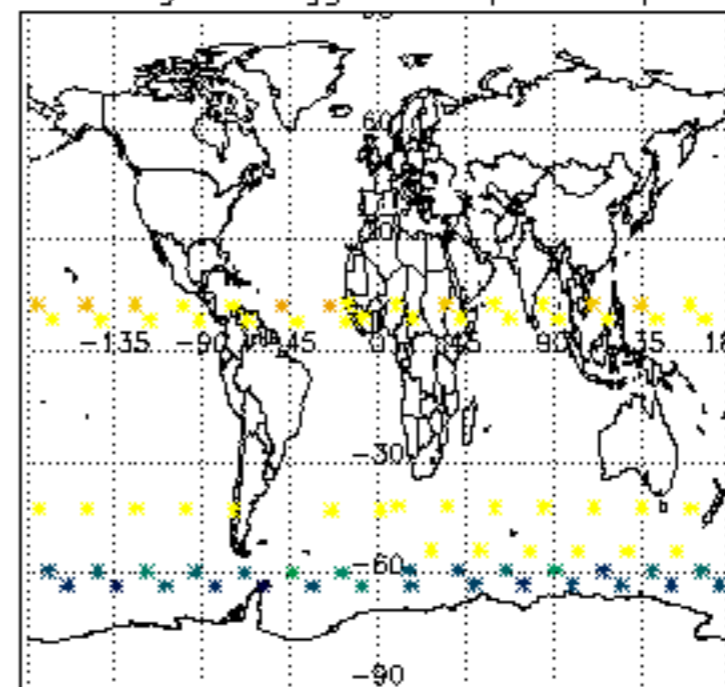




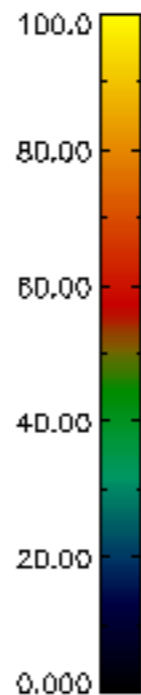
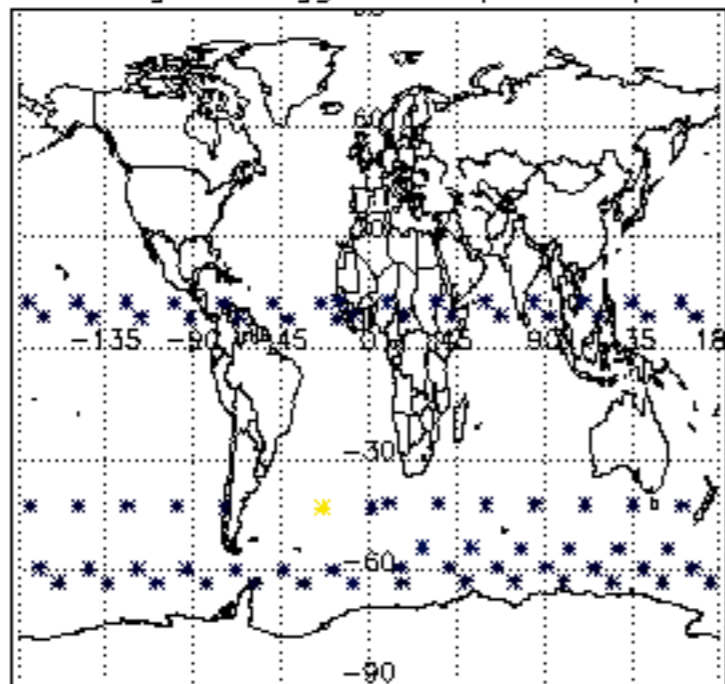
Percentage of flagged data per D3 profile



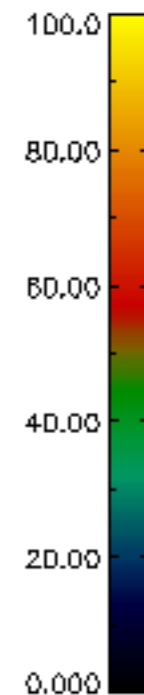
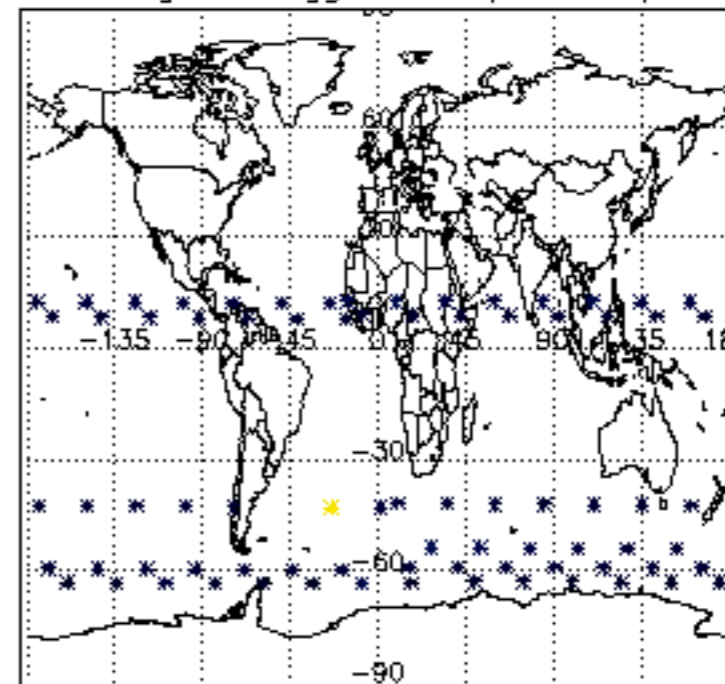
Percentage of flagged data per H2O profile

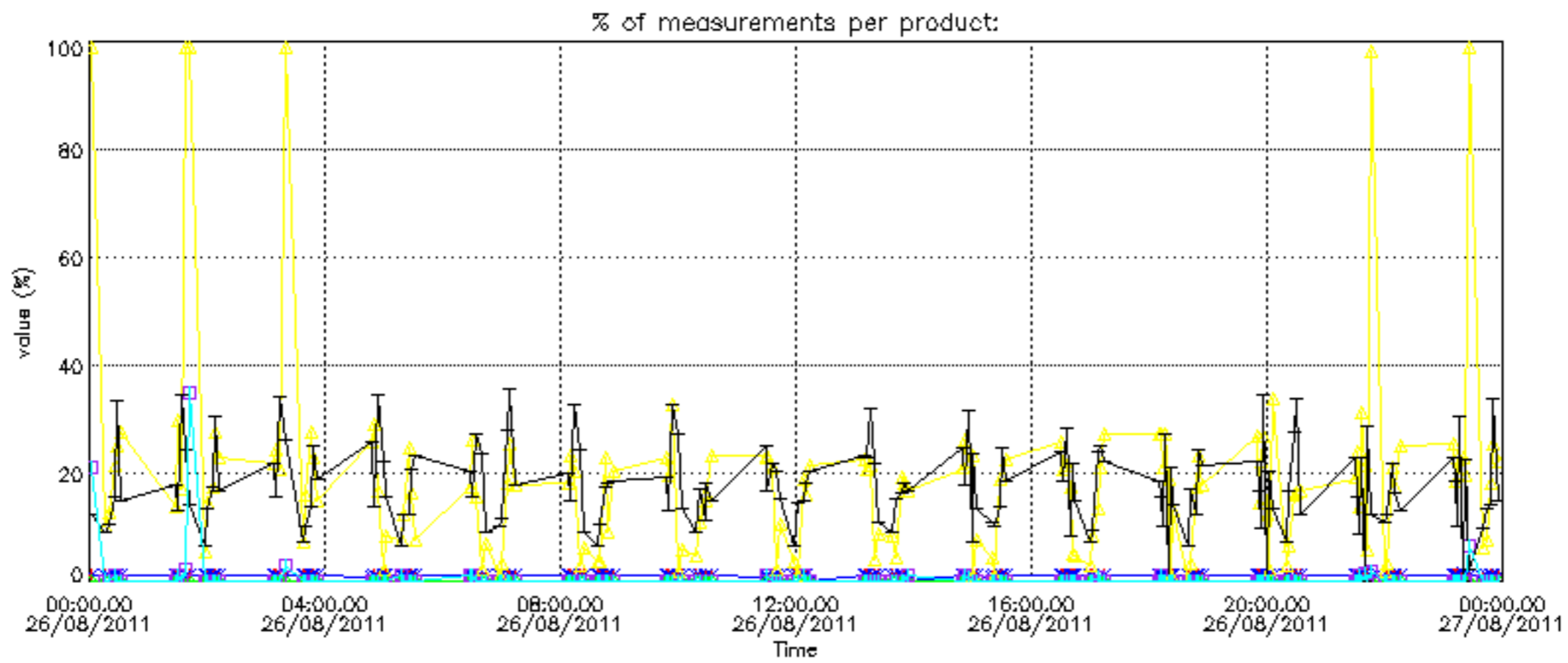
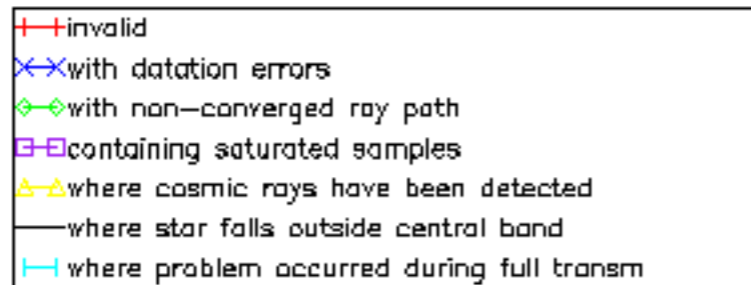


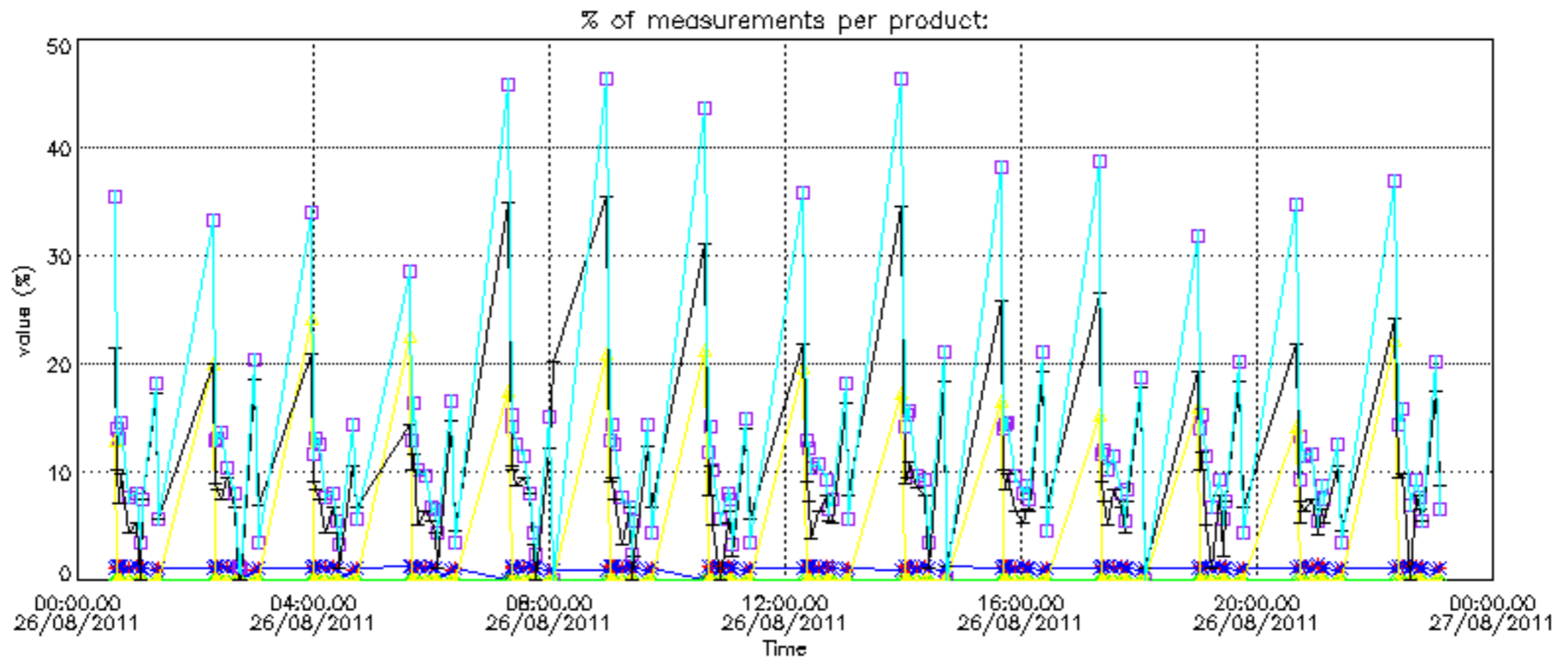
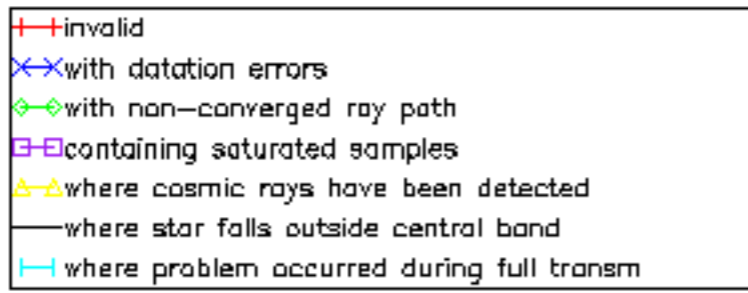
Percentage of flagged data per NO2 profile



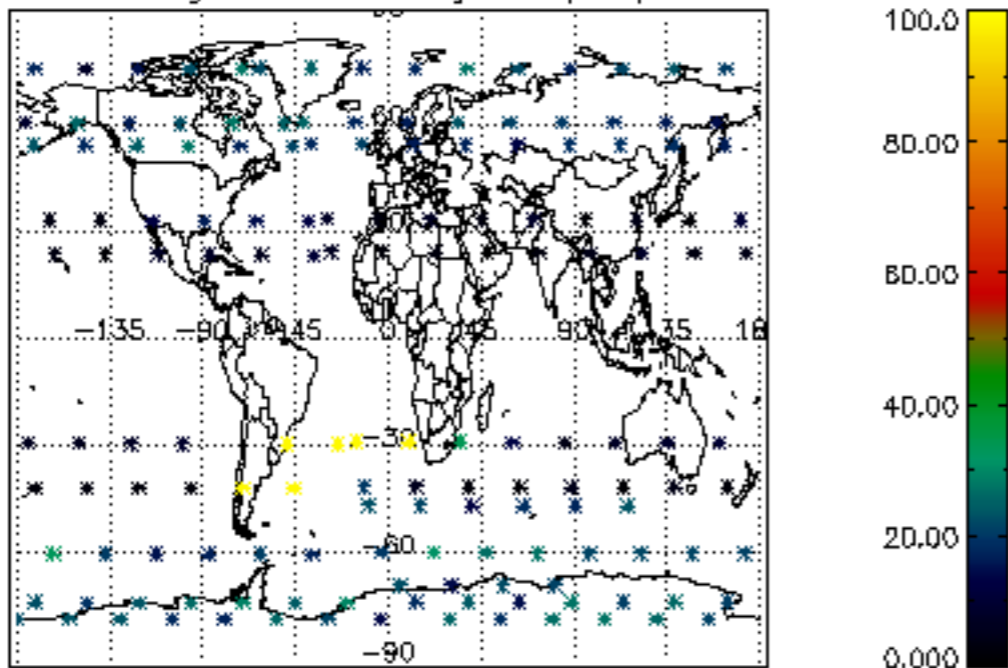
Percentage of flagged data per NO3 profile



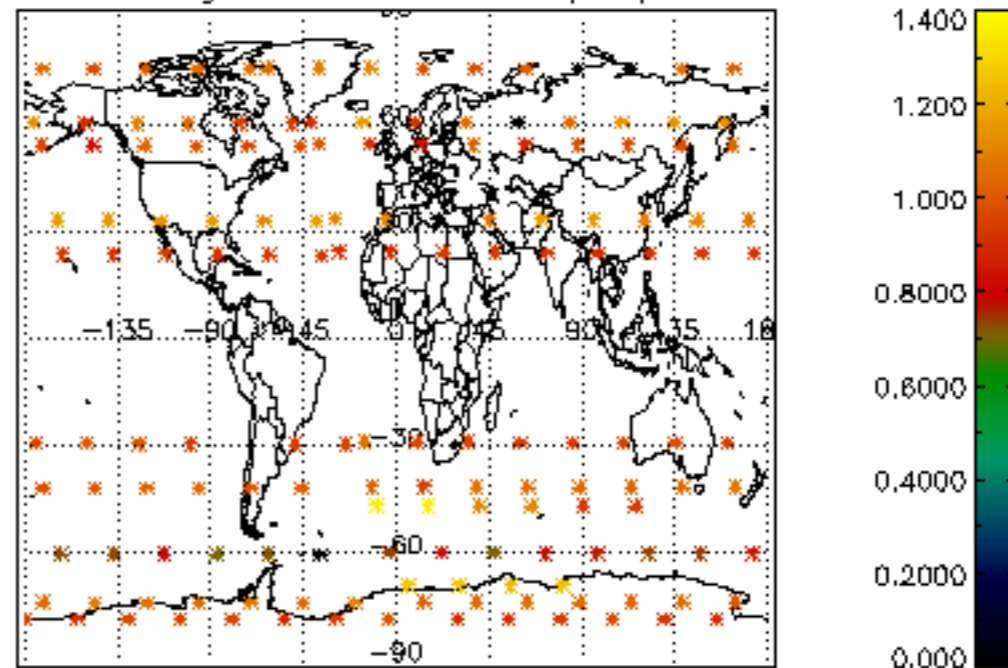




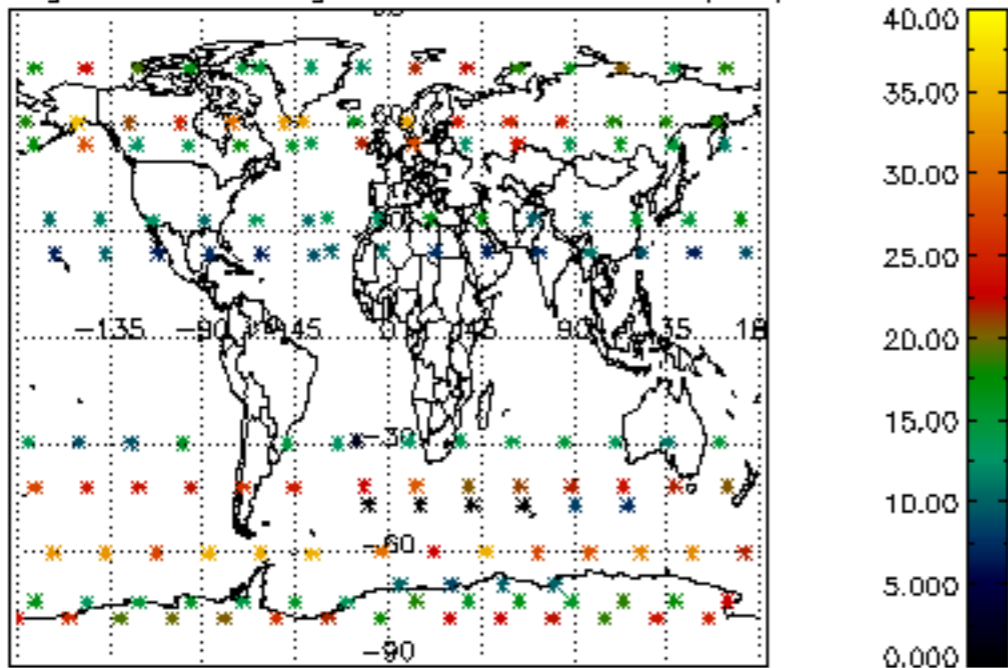
Percentage of cosmic ray hits per profile



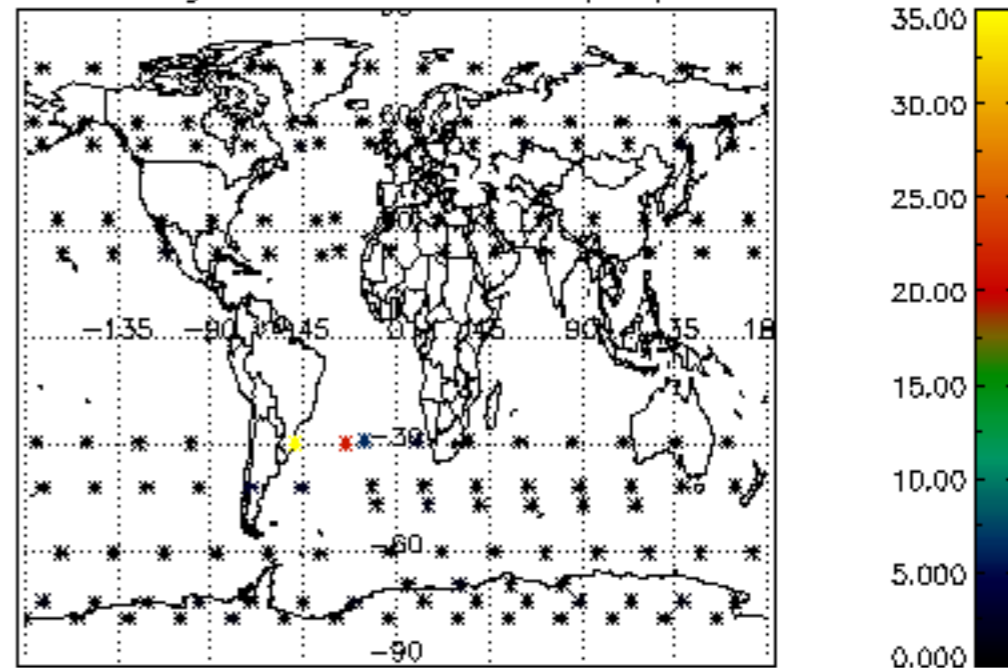
Percentage of datation errors per profile



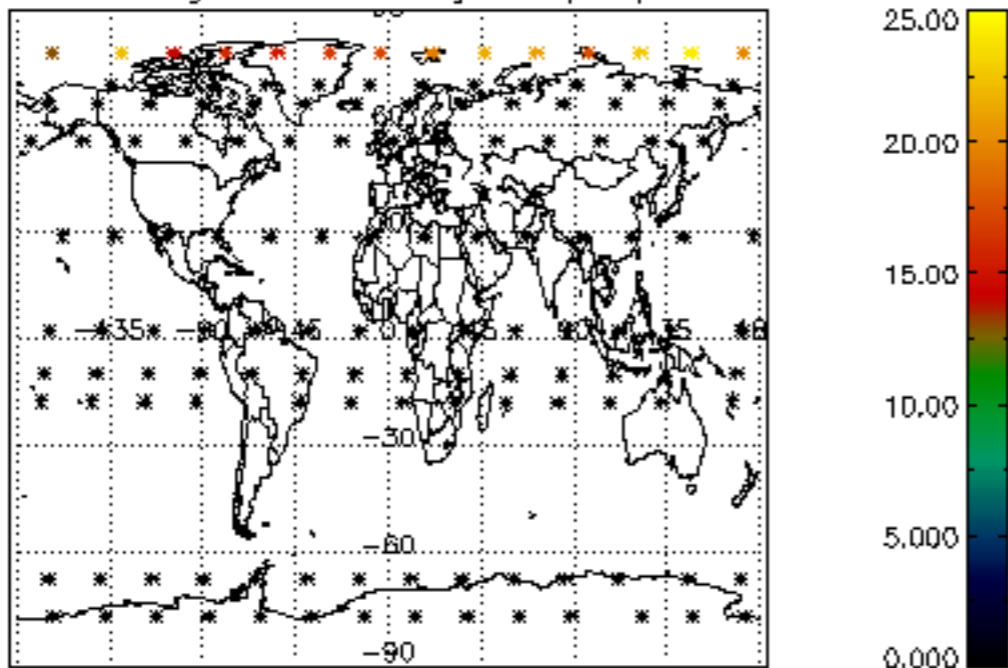
Percentage of star falling outside central band per profile



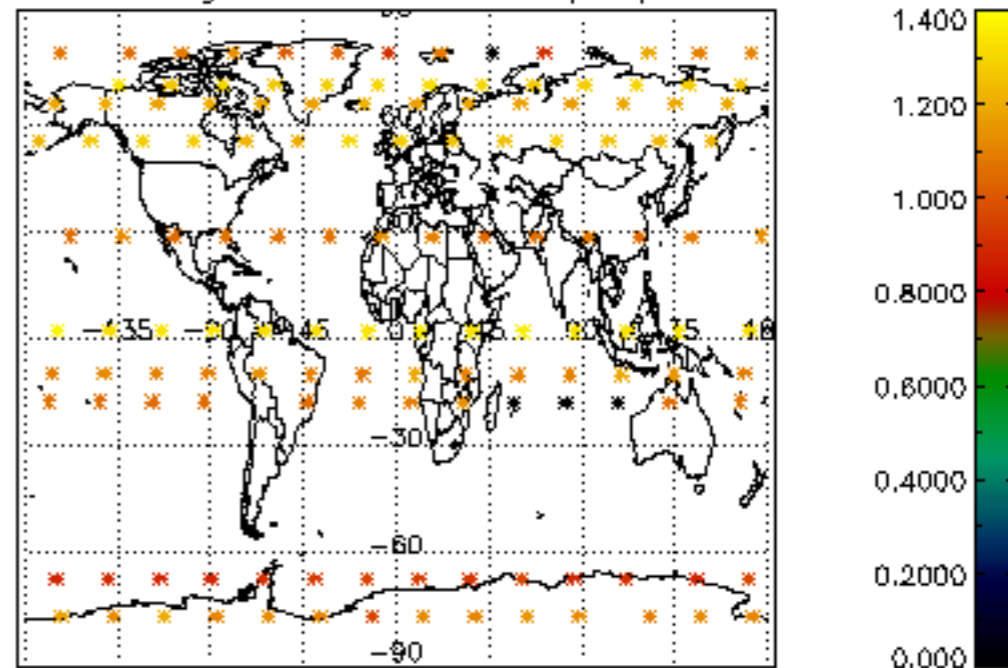
Percentage of saturation errors per profile



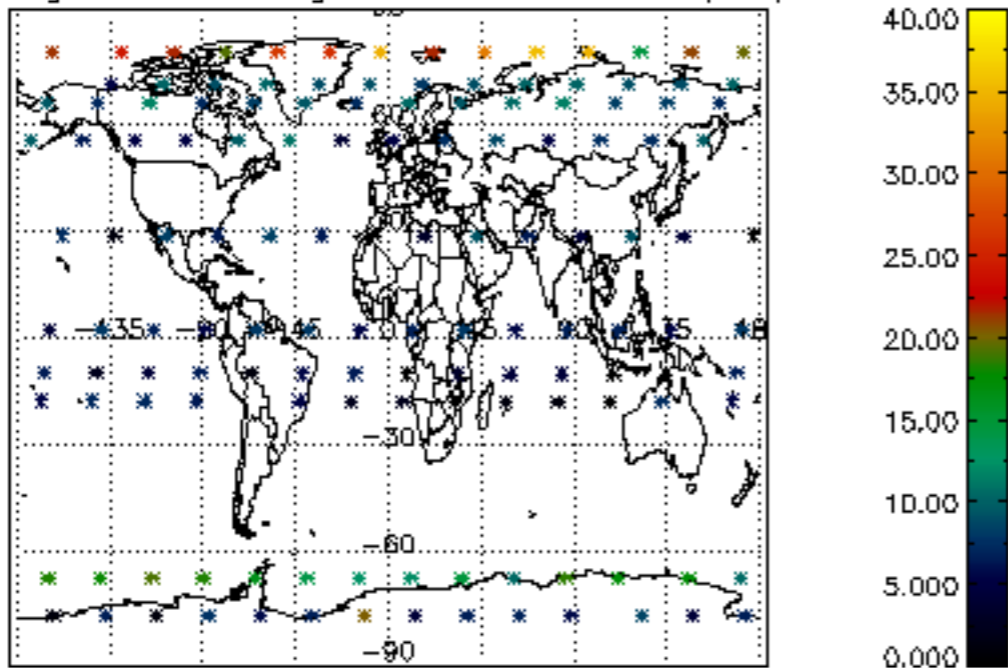
Percentage of cosmic ray hits per profile



Percentage of datation errors per profile



Percentage of star falling outside central band per profile



Percentage of saturation errors per profile

