

GOMOS Level 2 Daily Report

SUMMARY

[1. General Info](#)

[2. Summary of processed GOM_NL_2P products](#)

[3. Level 2 Quality information per product](#)

[3.1 Plot of level 2 quality information per product \(time dependant\)](#)

[3.2 Plot of level 2 quality information per product \(world map\)](#)

[4. Level 1 Quality information per product \(stored on level 2 products\)](#)

[4.1 Plot of level 1 quality information per product \(time dependant\)](#)

[4.1.1 Plot of level 1 quality information per product \(time dependant\): ASCENDING](#)

[4.1.2 Plot of level 1 quality information per product \(time dependant\): DESCENDING](#)

[4.2 Plot of level 1 quality information per product \(world map\)](#)

[4.2.1 Plot of level 1 quality information per product \(world map\): ASCENDING](#)

[4.2.2 Plot of level 1 quality information per product \(world map\): DESCENDING](#)

[5. Ozone profiles based on quality statistics and other trace gas profiles](#)

[5.1 Ozone statistics based on quality of products](#)

[5.2 Plot ozone profiles for all STD \(dark without errors\)](#)

[5.3 Plot ozone profiles where STD < 20% \(dark without errors\)](#)

[5.4. Plot ozone profiles where STD < 10% \(dark without errors\)](#)

[5.5. Plot ozone profiles where STD < 5% \(dark without errors\)](#)

[5.6 Plot NO2 profiles for all STD \(dark without errors\)](#)

[5.7 Plot NO3 profiles for all STD \(dark without errors\)](#)

[5.8 Plot H2O profiles \(only for occultations of stars 1,2,3,4,13,14,16,26,63 dark without errors\) for all STD](#)

[6. Auxiliary Data Files used for the production reported in section 2](#)

This report presents the daily analysis on parameters extracted from GOMOS level 2 data (GOM_NL__2P). It is intended to monitor some important parameters that will impact the quality of these products. A list of level 2 products (and content) that have arrived during the reporting day to the PCF is also given.

Item	Value
Time of report generation	24APR2013 17:22:10
Data source version	GOMOS/6.01
Start time of products	25-08-2011 (25AUG2011 00:00:00)
Stop time of products	26-08-2011 (26AUG2011 00:00:00)
Store outputs in DB	Yes
Nb of level 2 prods	248
Nb of prods with errors	0

2. Summary of processed GOM_NL__2P products.

Nr	Filename	UTC Start time	Limb	Duration	Star Id	Star Name	Star Mag	Star Temp	Nb Meas	Orbit	Prod. error
1	GOM_NL__2PRFIN20110825_041353_000000523106_00019_49602_6145.N1	25-AUG-2011 04:13:53	Dark	52.000	157	The1Eri	2.9060	9300.0	104	49602	No
2	GOM_NL__2PRFIN20110825_041641_000000453106_00019_49602_6146.N1	25-AUG-2011 04:16:41	Dark	45.000	9	Alp Eri	0.45300	24000.	90	49602	No
3	GOM_NL__2PRFIN20110825_042237_000000563106_00019_49602_6147.N1	25-AUG-2011 04:22:37	Straylight	56.000	84	Alp Phe	2.3970	4500.0	112	49602	No
4	GOM_NL__2PRFIN20110825_042431_000000543106_00019_49602_6148.N1	25-AUG-2011 04:24:31	Straylight	54.000	63	Bet Gru	2.1500	2800.0	108	49602	No
5	GOM_NL__2PRFIN20110825_042911_000000533106_00019_49602_6149.N1	25-AUG-2011 04:29:11	Straylight	52.500	18	24Alp PsA	1.1660	9700.0	105	49602	No
6	GOM_NL__2PRFIN20110825_043415_000000563106_00019_49602_6150.N1	25-AUG-2011 04:34:15	Bright	56.000	142	49Del Cap	2.8500	8900.0	112	49602	No
7	GOM_NL__2PRFIN20110825_043727_000000403106_00019_49602_6151.N1	25-AUG-2011 04:37:27	Bright	39.500	154	22Bet Aqr	2.8990	5700.0	79	49602	No
8	GOM_NL__2PRFIN20110825_043905_000000433106_00019_49602_6152.N1	25-AUG-2011 04:39:05	Bright	43.000	162	34Alp Aqr	2.9440	5350.0	86	49602	No
9	GOM_NL__2PRFIN20110825_044207_000000393106_00019_49602_6153.N1	25-AUG-2011 04:42:07	Bright	39.000	61	8Eps Peg	2.1000	3900.0	78	49602	No
10	GOM_NL__2PRFIN20110825_044951_000000493106_00019_49602_6154.N1	25-AUG-2011 04:49:51	Bright	48.500	164	44Eta Peg	2.9480	5400.0	97	49602	No
11	GOM_NL__2PRFIN20110825_045707_000000363106_00019_49602_6155.N1	25-AUG-2011 04:57:07	Bright	35.500	89	5Alp Cep	2.4510	8000.0	71	49602	No
12	GOM_NL__2PRFIN20110825_050038_000000473106_00019_49602_6156.N1	25-AUG-2011 05:00:38	Bright	47.000	74	11Bet Cas	2.2680	6600.0	94	49602	No
13	GOM_NL__2PRFIN20110825_050249_000000483106_00019_49602_6157.N1	25-AUG-2011 05:02:49	Bright	47.500	76	27Gam Cas	2.3000	30000.	95	49602	No
14	GOM_NL__2PRFIN20110825_051648_000000563106_00019_49602_6158.N1	25-AUG-2011 05:16:48	Bright	55.500	6	13Alp Aur	0.080000	3400.0	111	49602	No
15	GOM_NL__2PRFIN20110825_052009_000000443106_00019_49602_6159.N1	25-AUG-2011 05:20:09	Bright	44.000	107	37The Aur	2.6490	11000.	88	49602	No
16	GOM_NL__2PRFIN20110825_052455_000000533106_00019_49602_6160.N1	25-AUG-2011 05:24:55	Tw_i_and_stray	53.000	151	13Mu Gem	2.8900	3000.0	106	49602	No
17	GOM_NL__2PRFIN20110825_052636_000000463106_00019_49602_6161.N1	25-AUG-2011 05:26:36	Tw_i_and_stray	46.000	44	24Gam Gem	1.9280	11000.	92	49602	No
18	GOM_NL__2PRFIN20110825_053039_000000633106_00019_49602_6162.N1	25-AUG-2011 05:30:39	Dark	63.000	14	58Alp Ori	0.87000	3000.0	126	49602	No
19	GOM_NL__2PRFIN20110825_053418_000000563106_00019_49602_6163.N1	25-AUG-2011 05:34:18	Dark	55.500	72	34Del Ori	2.2500	30000.	111	49602	No
20	GOM_NL__2PRFIN20110825_053600_000000473106_00019_49602_6164.N1	25-AUG-2011 05:36:00	Dark	46.500	1	9Alp CMa	-1.4400	11000.	93	49602	No
21	GOM_NL__2PRFIN20110825_053922_000000493106_00019_49602_6165.N1	25-AUG-2011 05:39:22	Dark	49.000	101	11Alp Lep	2.5820	7000.0	98	49602	No
22	GOM_NL__2PRFIN20110825_055408_000000533106_00020_49603_6145.N1	25-AUG-2011 05:54:08	Dark	53.000	157	The1Eri	2.9060	9300.0	106	49603	No
23	GOM_NL__2PRFIN20110825_055656_000000473106_00020_49603_6146.N1	25-AUG-2011 05:56:56	Dark	46.500	9	Alp Eri	0.45300	24000.	93	49603	No
24	GOM_NL__2PRFIN20110825_060251_000000543106_00020_49603_6147.N1	25-AUG-2011 06:02:51	Straylight	54.000	84	Alp Phe	2.3970	4500.0	108	49603	No
25	GOM_NL__2PRFIN20110825_060445_000000523106_00020_49603_6148.N1	25-AUG-2011 06:04:45	Straylight	51.500	63	Bet Gru	2.1500	2800.0	103	49603	No
26	GOM_NL__2PRFIN20110825_060926_000000503106_00020_49603_6149.N1	25-AUG-2011 06:09:26	Straylight	49.500	18	24Alp PsA	1.1660	9700.0	99	49603	No
27	GOM_NL__2PRFIN20110825_061429_000000433106_00020_49603_6150.N1	25-AUG-2011 06:14:29	Bright	43.000	142	49Del Cap	2.8500	8900.0	86	49603	No
28	GOM_NL__2PRFIN20110825_061741_000000383106_00020_49603_6151.N1	25-AUG-2011 06:17:41	Bright	37.500	154	22Bet Aqr	2.8990	5700.0	75	49603	No
29	GOM_NL__2PRFIN20110825_061919_000000433106_00020_49603_6152.N1	25-AUG-2011 06:19:19	Bright	43.000	162	34Alp Aqr	2.9440	5350.0	86	49603	No
30	GOM_NL__2PRFIN20110825_062221_000000403106_00020_49603_6153.N1	25-AUG-2011 06:22:21	Bright	39.500	61	8Eps Peg	2.1000	3900.0	79	49603	No
31	GOM_NL__2PRFIN20110825_063004_000000493106_00020_49603_6154.N1	25-AUG-2011 06:30:04	Bright	48.500	164	44Eta Peg	2.9480	5400.0	97	49603	No
32	GOM_NL__2PRFIN20110825_063721_000000373106_00020_49603_6155.N1	25-AUG-2011 06:37:21	Bright	37.000	89	5Alp Cep	2.4510	8000.0	74	49603	No
33	GOM_NL__2PRFIN20110825_064051_000000433106_00020_49603_6156.N1	25-AUG-2011 06:40:51	Bright	43.000	74	11Bet Cas	2.2680	6600.0	86	49603	No
34	GOM_NL__2PRFIN20110825_064303_000000473106_00020_49603_6157.N1	25-AUG-2011 06:43:03	Bright	46.500	76	27Gam Cas	2.3000	30000.	93	49603	No
35	GOM_NL__2PRFIN20110825_065702_000000553106_00020_49603_6158.N1	25-AUG-2011 06:57:02	Bright	55.000	6	13Alp Aur	0.080000	3400.0	110	49603	No
36	GOM_NL__2PRFIN20110825_070024_000000453106_00020_49603_6159.N1	25-AUG-2011 07:00:24	Bright	44.500	107	37The Aur	2.6490	11000.	89	49603	No
37	GOM_NL__2PRFIN20110825_070509_000000503106_00020_49603_6160.N1	25-AUG-2011 07:05:09	Tw_i_and_stray	50.000	151	13Mu Gem	2.8900	3000.0	100	49603	No
38	GOM_NL__2PRFIN20110825_070650_000000483106_00020_49603_6161.N1	25-AUG-2011 07:06:50	Tw_i_and_stray	48.000	44	24Gam Gem	1.9280	11000.	96	49603	No
39	GOM_NL__2PRFIN20110825_071054_000000613106_00020_49603_6162.N1	25-AUG-2011 07:10:54	Dark	60.500	14	58Alp Ori	0.87000	3000.0	121	49603	No
40	GOM_NL__2PRFIN20110825_071432_000000573106_00020_49603_6163.N1	25-AUG-2011 07:14:32	Dark	57.000	72	34Del Ori	2.2500	30000.	114	49603	No
41	GOM_NL__2PRFIN20110825_071614_000000453106_00020_49603_6164.N1	25-AUG-2011 07:16:14	Dark	44.500	1	9Alp CMa	-1.4400	11000.	89	49603	No
42	GOM_NL__2PRFIN20110825_071937_000000493106_00020_49603_6165.N1	25-AUG-2011 07:19:37	Dark	49.000	101	11Alp Lep	2.5820	7000.0	98	49603	No

43	GOM_NL__2PRFIN20110825_073423_000000543106_00021_49604_6145.N1	25-AUG-2011 07:34:23	Dark	53.500	157	The1Eri	2.9060	9300.0	107	49604	No
44	GOM_NL__2PRFIN20110825_073710_000000453106_00021_49604_6146.N1	25-AUG-2011 07:37:10	Dark	44.500	9	Alp Eri	0.45300	24000.	89	49604	No
45	GOM_NL__2PRFIN20110825_074306_000000593106_00021_49604_6147.N1	25-AUG-2011 07:43:06	Straylight	59.000	84	Alp Phe	2.3970	4500.0	118	49604	No
46	GOM_NL__2PRFIN20110825_074500_000000523106_00021_49604_6148.N1	25-AUG-2011 07:45:00	Straylight	51.500	63	Bet Gru	2.1500	2800.0	103	49604	No
47	GOM_NL__2PRFIN20110825_074940_000000493106_00021_49604_6149.N1	25-AUG-2011 07:49:40	Straylight	49.000	18	24Alp PsA	1.1660	9700.0	98	49604	No
48	GOM_NL__2PRFIN20110825_075443_000000443106_00021_49604_6150.N1	25-AUG-2011 07:54:43	Bright	44.000	142	49Del Cap	2.8500	8900.0	88	49604	No
49	GOM_NL__2PRFIN20110825_075755_000000393106_00021_49604_6151.N1	25-AUG-2011 07:57:55	Bright	39.000	154	22Bet Aqr	2.8990	5700.0	78	49604	No
50	GOM_NL__2PRFIN20110825_080235_000000393106_00021_49604_6152.N1	25-AUG-2011 08:02:35	Bright	39.000	61	8Eps Peg	2.1000	3900.0	78	49604	No
51	GOM_NL__2PRFIN20110825_081018_000000483106_00021_49604_6153.N1	25-AUG-2011 08:10:18	Bright	47.500	164	44Eta Peg	2.9480	5400.0	95	49604	No
52	GOM_NL__2PRFIN20110825_081734_000000373106_00021_49604_6154.N1	25-AUG-2011 08:17:34	Bright	37.000	89	5Alp Cep	2.4510	8000.0	74	49604	No
53	GOM_NL__2PRFIN20110825_082105_000000463106_00021_49604_6155.N1	25-AUG-2011 08:21:05	Bright	45.500	74	11Bet Cas	2.2680	6600.0	91	49604	No
54	GOM_NL__2PRFIN20110825_082316_000000483106_00021_49604_6156.N1	25-AUG-2011 08:23:16	Bright	47.500	76	27Gam Cas	2.3000	30000.	95	49604	No
55	GOM_NL__2PRFIN20110825_083716_000000543106_00021_49604_6157.N1	25-AUG-2011 08:37:16	Bright	54.000	6	13Alp Aur	0.080000	3400.0	108	49604	No
56	GOM_NL__2PRFIN20110825_084038_000000453106_00021_49604_6158.N1	25-AUG-2011 08:40:38	Bright	44.500	107	37The Aur	2.6490	11000.	89	49604	No
57	GOM_NL__2PRFIN20110825_084524_000000573106_00021_49604_6159.N1	25-AUG-2011 08:45:24	Tw_i_and_stray	56.500	151	13Mu Gem	2.8900	3000.0	113	49604	No
58	GOM_NL__2PRFIN20110825_084704_000000483106_00021_49604_6160.N1	25-AUG-2011 08:47:04	Tw_i_and_stray	47.500	44	24Gam Gem	1.9280	11000.	95	49604	No
59	GOM_NL__2PRFIN20110825_085108_000000613106_00021_49604_6161.N1	25-AUG-2011 08:51:08	Dark	60.500	14	58Alp Ori	0.87000	3000.0	121	49604	No
60	GOM_NL__2PRFIN20110825_085447_000000503106_00021_49604_6162.N1	25-AUG-2011 08:54:47	Dark	50.000	72	34Del Ori	2.2500	30000.	100	49604	No
61	GOM_NL__2PRFIN20110825_085629_000000493106_00021_49604_6163.N1	25-AUG-2011 08:56:29	Dark	49.000	1	9Alp CMa	-1.4400	11000.	98	49604	No
62	GOM_NL__2PRFIN20110825_085952_000000503106_00021_49604_6164.N1	25-AUG-2011 08:59:52	Dark	49.500	101	11Alp Lep	2.5820	7000.0	99	49604	No
63	GOM_NL__2PRFIN20110825_091438_000000543106_00022_49605_6206.N1	25-AUG-2011 09:14:38	Dark	54.000	157	The1Eri	2.9060	9300.0	108	49605	No
64	GOM_NL__2PRFIN20110825_091725_000000553106_00022_49605_6207.N1	25-AUG-2011 09:17:25	Dark	54.500	9	Alp Eri	0.45300	24000.	109	49605	No
65	GOM_NL__2PRFIN20110825_092321_000000523106_00022_49605_6208.N1	25-AUG-2011 09:23:21	Straylight	52.000	84	Alp Phe	2.3970	4500.0	104	49605	No
66	GOM_NL__2PRFIN20110825_092514_000000463106_00022_49605_6209.N1	25-AUG-2011 09:25:14	Straylight	45.500	63	Bet Gru	2.1500	2800.0	91	49605	No
67	GOM_NL__2PRFIN20110825_092954_000000483106_00022_49605_6210.N1	25-AUG-2011 09:29:54	Straylight	47.500	18	24Alp PsA	1.1660	9700.0	95	49605	No
68	GOM_NL__2PRFIN20110825_093457_000000413106_00022_49605_6211.N1	25-AUG-2011 09:34:57	Bright	41.000	142	49Del Cap	2.8500	8900.0	82	49605	No
69	GOM_NL__2PRFIN20110825_093809_000000403106_00022_49605_6212.N1	25-AUG-2011 09:38:09	Bright	39.500	154	22Bet Aqr	2.8990	5700.0	79	49605	No
70	GOM_NL__2PRFIN20110825_093946_000000433106_00022_49605_6213.N1	25-AUG-2011 09:39:46	Bright	43.000	162	34Alp Aqr	2.9440	5350.0	86	49605	No
71	GOM_NL__2PRFIN20110825_094248_000000403106_00022_49605_6214.N1	25-AUG-2011 09:42:48	Bright	40.000	61	8Eps Peg	2.1000	3900.0	80	49605	No
72	GOM_NL__2PRFIN20110825_095031_000000473106_00022_49605_6215.N1	25-AUG-2011 09:50:31	Bright	47.000	164	44Eta Peg	2.9480	5400.0	94	49605	No
73	GOM_NL__2PRFIN20110825_095748_000000373106_00022_49605_6216.N1	25-AUG-2011 09:57:48	Bright	37.000	89	5Alp Cep	2.4510	8000.0	74	49605	No
74	GOM_NL__2PRFIN20110825_100118_000000453106_00022_49605_6217.N1	25-AUG-2011 10:01:18	Bright	45.000	74	11Bet Cas	2.2680	6600.0	90	49605	No
75	GOM_NL__2PRFIN20110825_100329_000000473106_00022_49605_6218.N1	25-AUG-2011 10:03:29	Bright	46.500	76	27Gam Cas	2.3000	30000.	93	49605	No
76	GOM_NL__2PRFIN20110825_101730_000000553106_00022_49605_6219.N1	25-AUG-2011 10:17:30	Bright	54.500	6	13Alp Aur	0.080000	3400.0	109	49605	No
77	GOM_NL__2PRFIN20110825_102052_000000433106_00022_49605_6220.N1	25-AUG-2011 10:20:52	Bright	42.500	107	37The Aur	2.6490	11000.	85	49605	No
78	GOM_NL__2PRFIN20110825_102538_000000503106_00022_49605_6221.N1	25-AUG-2011 10:25:38	Tw_i_and_stray	50.000	151	13Mu Gem	2.8900	3000.0	100	49605	No
79	GOM_NL__2PRFIN20110825_102719_000000473106_00022_49605_6222.N1	25-AUG-2011 10:27:19	Tw_i_and_stray	47.000	44	24Gam Gem	1.9280	11000.	94	49605	No
80	GOM_NL__2PRFIN20110825_103123_000000583106_00022_49605_6223.N1	25-AUG-2011 10:31:23	Dark	58.000	14	58Alp Ori	0.87000	3000.0	116	49605	No
81	GOM_NL__2PRFIN20110825_103502_000000503106_00022_49605_6224.N1	25-AUG-2011 10:35:02	Dark	50.000	72	34Del Ori	2.2500	30000.	100	49605	No
82	GOM_NL__2PRFIN20110825_103643_000000503106_00022_49605_6225.N1	25-AUG-2011 10:36:43	Dark	50.000	1	9Alp CMa	-1.4400	11000.	100	49605	No
83	GOM_NL__2PRFIN20110825_104007_000000513106_00022_49605_6226.N1	25-AUG-2011 10:40:07	Dark	50.500	101	11Alp Lep	2.5820	7000.0	101	49605	No
84	GOM_NL__2PRFIN20110825_105453_000000553106_00023_49606_6247.N1	25-AUG-2011 10:54:53	Dark	54.500	157	The1Eri	2.9060	9300.0	109	49606	No
85	GOM_NL__2PRFIN20110825_105740_000000423106_00023_49606_6248.N1	25-AUG-2011 10:57:40	Dark	42.000	9	Alp Eri	0.45300	24000.	84	49606	No
86	GOM_NL__2PRFIN20110825_110335_000000593106_00023_49606_6249.N1	25-AUG-2011 11:03:35	Straylight	58.500	84	Alp Phe	2.3970	4500.0	117	49606	No
87	GOM_NL__2PRFIN20110825_110528_000000533106_00023_49606_6250.N1	25-AUG-2011 11:05:28	Straylight	53.000	63	Bet Gru	2.1500	2800.0	106	49606	No
88	GOM_NL__2PRFIN20110825_111009_000000493106_00023_49606_6251.N1	25-AUG-2011 11:10:09	Straylight	48.500	18	24Alp PsA	1.1660	9700.0	97	49606	No
89	GOM_NL__2PRFIN20110825_111511_000000463106_00023_49606_6252.N1	25-AUG-2011 11:15:11	Bright	45.500	142	49Del Cap	2.8500	8900.0	91	49606	No
90	GOM_NL__2PRFIN20110825_111823_000000393106_00023_49606_6253.N1	25-AUG-2011 11:18:23	Bright	39.000	154	22Bet Aqr	2.8990	5700.0	78	49606	No
91	GOM_NL__2PRFIN20110825_112000_000000433106_00023_49606_6254.N1	25-AUG-2011 11:20:00	Bright	43.000	162	34Alp Aqr	2.9440	5350.0	86	49606	No
92	GOM_NL__2PRFIN20110825_112302_000000393106_00023_49606_6255.N1	25-AUG-2011 11:23:02	Bright	38.500	61	8Eps Peg	2.1000	3900.0	77	49606	No
93	GOM_NL__2PRFIN20110825_113044_000000463106_00023_49606_6256.N1	25-AUG-2011 11:30:44	Bright	46.000	164	44Eta Peg	2.9480	5400.0	92	49606	No
94	GOM_NL__2PRFIN20110825_113802_000000373106_00023_49606_6257.N1	25-AUG-2011 11:38:02	Bright	37.000	89	5Alp Cep	2.4510	8000.0	74	49606	No
95	GOM_NL__2PRFIN20110825_114131_000000463106_00023_49606_6258.N1	25-AUG-2011 11:41:31	Bright	46.000	74	11Bet Cas	2.2680	6600.0	92	49606	No
96	GOM_NL__2PRFIN20110825_114342_000000473106_00023_49606_6259.N1	25-AUG-2011 11:43:42	Bright	46.500	76	27Gam Cas	2.3000	30000.	93	49606	No
97	GOM_NL__2PRFIN20110825_115744_000000533106_00023_49606_6260.N1	25-AUG-2011 11:57:44	Bright	53.000	6	13Alp Aur	0.080000	3400.0	106	49606	No
98	GOM_NL__2PRFIN20110825_120106_000000443106_00023_49606_6261.N1	25-AUG-2011 12:01:06	Bright	43.500	107	37The Aur	2.6490	11000.	87	49606	No
99	GOM_NL__2PRFIN20110825_120552_000000543106_00023_49606_6262.N1	25-AUG-2011 12:05:52	Tw_i_and_stray	54.000	151	13Mu Gem	2.8900	3000.0	108	49606	No
100	GOM_NL__2PRFIN20110825_120733_000000473106_00023_49606_6263.N1	25-AUG-2011 12:07:33	Tw_i_and_stray	47.000	44	24Gam Gem	1.9280	11000.	94	49606	No
101	GOM_NL__2PRFIN20110825_121138_000000643106_00023_49606_6264.N1	25-AUG-2011 12:11:38	Dark	64.000	14	58Alp Ori	0.87000	3000.0	128	49606	No

102	GOM_NL__2PRFIN20110825_121517_000000423106_00023_49606_6265.N1	25-AUG-2011 12:15:17	Dark	42.000	72	34Del Ori	2.2500	30000.	84	49606	No
103	GOM_NL__2PRFIN20110825_121658_000000493106_00023_49606_6266.N1	25-AUG-2011 12:16:58	Dark	48.500	1	9Alp CMA	-1.4400	11000.	97	49606	No
104	GOM_NL__2PRFIN20110825_122022_000000533106_00023_49606_6267.N1	25-AUG-2011 12:20:22	Dark	53.000	101	11Alp Lep	2.5820	7000.0	106	49606	No
105	GOM_NL__2PRFIN20110825_123509_000000543106_00024_49607_6307.N1	25-AUG-2011 12:35:09	Dark	54.000	157	The1Eri	2.9060	9300.0	108	49607	No
106	GOM_NL__2PRFIN20110825_123754_000000453106_00024_49607_6308.N1	25-AUG-2011 12:37:54	Dark	44.500	9	Alp Eri	0.45300	24000.	89	49607	No
107	GOM_NL__2PRFIN20110825_124350_000000513106_00024_49607_6309.N1	25-AUG-2011 12:43:50	Straylight	50.500	84	Alp Phe	2.3970	4500.0	101	49607	No
108	GOM_NL__2PRFIN20110825_124543_000000443106_00024_49607_6310.N1	25-AUG-2011 12:45:43	Straylight	44.000	63	Bet Gru	2.1500	2800.0	88	49607	No
109	GOM_NL__2PRFIN20110825_125023_000000503106_00024_49607_6311.N1	25-AUG-2011 12:50:23	Straylight	49.500	18	24Alp PsA	1.1660	9700.0	99	49607	No
110	GOM_NL__2PRFIN20110825_125525_000000423106_00024_49607_6312.N1	25-AUG-2011 12:55:25	Bright	41.500	142	49Del Cap	2.8500	8900.0	83	49607	No
111	GOM_NL__2PRFIN20110825_125837_000000403106_00024_49607_6313.N1	25-AUG-2011 12:58:37	Bright	39.500	154	22Bet Aqr	2.8990	5700.0	79	49607	No
112	GOM_NL__2PRFIN20110825_130014_000000423106_00024_49607_6314.N1	25-AUG-2011 13:00:14	Bright	42.000	162	34Alp Aqr	2.9440	5350.0	84	49607	No
113	GOM_NL__2PRFIN20110825_130316_000000393106_00024_49607_6315.N1	25-AUG-2011 13:03:16	Bright	39.000	61	8Eps Peg	2.1000	3900.0	78	49607	No
114	GOM_NL__2PRFIN20110825_131057_000000483106_00024_49607_6316.N1	25-AUG-2011 13:10:57	Bright	48.000	164	44Eta Peg	2.9480	5400.0	96	49607	No
115	GOM_NL__2PRFIN20110825_131816_000000343106_00024_49607_6317.N1	25-AUG-2011 13:18:16	Bright	34.000	89	5Alp Cep	2.4510	8000.0	68	49607	No
116	GOM_NL__2PRFIN20110825_132144_000000443106_00024_49607_6318.N1	25-AUG-2011 13:21:44	Bright	44.000	74	11Bet Cas	2.2680	6600.0	88	49607	No
117	GOM_NL__2PRFIN20110825_132356_000000453106_00024_49607_6319.N1	25-AUG-2011 13:23:56	Bright	45.000	76	27Gam Cas	2.3000	30000.	90	49607	No
118	GOM_NL__2PRFIN20110825_133757_000000573106_00024_49607_6320.N1	25-AUG-2011 13:37:57	Bright	56.500	6	13Alp Aur	0.080000	3400.0	113	49607	No
119	GOM_NL__2PRFIN20110825_134120_000000443106_00024_49607_6321.N1	25-AUG-2011 13:41:20	Bright	43.500	107	37The Aur	2.6490	11000.	87	49607	No
120	GOM_NL__2PRFIN20110825_134606_000000533106_00024_49607_6322.N1	25-AUG-2011 13:46:06	Tw_i_and_stray	52.500	151	13Mu Gem	2.8900	3000.0	105	49607	No
121	GOM_NL__2PRFIN20110825_134747_000000493106_00024_49607_6323.N1	25-AUG-2011 13:47:47	Tw_i_and_stray	48.500	44	24Gam Gem	1.9280	11000.	97	49607	No
122	GOM_NL__2PRFIN20110825_135152_000000653106_00024_49607_6324.N1	25-AUG-2011 13:51:52	Dark	65.000	14	58Alp Ori	0.87000	3000.0	130	49607	No
123	GOM_NL__2PRFIN20110825_135532_000000423106_00024_49607_6325.N1	25-AUG-2011 13:55:32	Dark	42.000	72	34Del Ori	2.2500	30000.	84	49607	No
124	GOM_NL__2PRFIN20110825_135712_000000463106_00024_49607_6326.N1	25-AUG-2011 13:57:12	Dark	46.000	1	9Alp CMA	-1.4400	11000.	92	49607	No
125	GOM_NL__2PRFIN20110825_140037_000000503106_00024_49607_6327.N1	25-AUG-2011 14:00:37	Dark	49.500	101	11Alp Lep	2.5820	7000.0	99	49607	No
126	GOM_NL__2PRFIN20110825_141524_000000543106_00025_49608_6397.N1	25-AUG-2011 14:15:24	Dark	54.000	157	The1Eri	2.9060	9300.0	108	49608	No
127	GOM_NL__2PRFIN20110825_141809_000000443106_00025_49608_6398.N1	25-AUG-2011 14:18:09	Dark	43.500	9	Alp Eri	0.45300	24000.	87	49608	No
128	GOM_NL__2PRFIN20110825_142405_000000503106_00025_49608_6399.N1	25-AUG-2011 14:24:05	Straylight	49.500	84	Alp Phe	2.3970	4500.0	99	49608	No
129	GOM_NL__2PRFIN20110825_142557_000000473106_00025_49608_6400.N1	25-AUG-2011 14:25:57	Straylight	46.500	63	Bet Gru	2.1500	2800.0	93	49608	No
130	GOM_NL__2PRFIN20110825_143037_000000473106_00025_49608_6401.N1	25-AUG-2011 14:30:37	Straylight	47.000	18	24Alp PsA	1.1660	9700.0	94	49608	No
131	GOM_NL__2PRFIN20110825_143539_000000463106_00025_49608_6402.N1	25-AUG-2011 14:35:39	Bright	45.500	142	49Del Cap	2.8500	8900.0	91	49608	No
132	GOM_NL__2PRFIN20110825_143851_000000403106_00025_49608_6403.N1	25-AUG-2011 14:38:51	Bright	39.500	154	22Bet Aqr	2.8990	5700.0	79	49608	No
133	GOM_NL__2PRFIN20110825_144028_000000423106_00025_49608_6404.N1	25-AUG-2011 14:40:28	Bright	42.000	162	34Alp Aqr	2.9440	5350.0	84	49608	No
134	GOM_NL__2PRFIN20110825_144330_000000423106_00025_49608_6405.N1	25-AUG-2011 14:43:30	Bright	41.500	61	8Eps Peg	2.1000	3900.0	83	49608	No
135	GOM_NL__2PRFIN20110825_145111_000000483106_00025_49608_6406.N1	25-AUG-2011 14:51:11	Bright	48.000	164	44Eta Peg	2.9480	5400.0	96	49608	No
136	GOM_NL__2PRFIN20110825_145830_000000333106_00025_49608_6407.N1	25-AUG-2011 14:58:30	Bright	33.000	89	5Alp Cep	2.4510	8000.0	66	49608	No
137	GOM_NL__2PRFIN20110825_150158_000000453106_00025_49608_6408.N1	25-AUG-2011 15:01:58	Bright	45.000	74	11Bet Cas	2.2680	6600.0	90	49608	No
138	GOM_NL__2PRFIN20110825_150409_000000473106_00025_49608_6409.N1	25-AUG-2011 15:04:09	Bright	46.500	76	27Gam Cas	2.3000	30000.	93	49608	No
139	GOM_NL__2PRFIN20110825_151811_000000583106_00025_49608_6410.N1	25-AUG-2011 15:18:11	Bright	57.500	6	13Alp Aur	0.080000	3400.0	115	49608	No
140	GOM_NL__2PRFIN20110825_152134_000000433106_00025_49608_6411.N1	25-AUG-2011 15:21:34	Bright	43.000	107	37The Aur	2.6490	11000.	86	49608	No
141	GOM_NL__2PRFIN20110825_152620_000000543106_00025_49608_6412.N1	25-AUG-2011 15:26:20	Tw_i_and_stray	54.000	151	13Mu Gem	2.8900	3000.0	108	49608	No
142	GOM_NL__2PRFIN20110825_152802_000000483106_00025_49608_6413.N1	25-AUG-2011 15:28:02	Tw_i_and_stray	47.500	44	24Gam Gem	1.9280	11000.	95	49608	No
143	GOM_NL__2PRFIN20110825_153207_000000613106_00025_49608_6414.N1	25-AUG-2011 15:32:07	Dark	61.000	14	58Alp Ori	0.87000	3000.0	122	49608	No
144	GOM_NL__2PRFIN20110825_153547_000000333106_00025_49608_6415.N1	25-AUG-2011 15:35:47	Dark	33.000	72	34Del Ori	2.2500	30000.	66	49608	No
145	GOM_NL__2PRFIN20110825_153727_000000493106_00025_49608_6416.N1	25-AUG-2011 15:37:27	Dark	48.500	1	9Alp CMA	-1.4400	11000.	97	49608	No
146	GOM_NL__2PRFIN20110825_154052_000000513106_00025_49608_6417.N1	25-AUG-2011 15:40:52	Dark	51.000	101	11Alp Lep	2.5820	7000.0	102	49608	No
147	GOM_NL__2PRFIN20110825_155539_000000543106_00026_49609_6456.N1	25-AUG-2011 15:55:39	Dark	54.000	157	The1Eri	2.9060	9300.0	108	49609	No
148	GOM_NL__2PRFIN20110825_155823_000000433106_00026_49609_6457.N1	25-AUG-2011 15:58:23	Dark	42.500	9	Alp Eri	0.45300	24000.	85	49609	No
149	GOM_NL__2PRFIN20110825_160419_000000543106_00026_49609_6458.N1	25-AUG-2011 16:04:19	Straylight	54.000	84	Alp Phe	2.3970	4500.0	108	49609	No
150	GOM_NL__2PRFIN20110825_160611_000000503106_00026_49609_6459.N1	25-AUG-2011 16:06:11	Straylight	50.000	63	Bet Gru	2.1500	2800.0	100	49609	No
151	GOM_NL__2PRFIN20110825_161051_000000503106_00026_49609_6460.N1	25-AUG-2011 16:10:51	Straylight	49.500	18	24Alp PsA	1.1660	9700.0	99	49609	No
152	GOM_NL__2PRFIN20110825_161553_000000443106_00026_49609_6461.N1	25-AUG-2011 16:15:53	Bright	44.000	142	49Del Cap	2.8500	8900.0	88	49609	No
153	GOM_NL__2PRFIN20110825_161905_000000403106_00026_49609_6462.N1	25-AUG-2011 16:19:05	Bright	39.500	154	22Bet Aqr	2.8990	5700.0	79	49609	No
154	GOM_NL__2PRFIN20110825_162042_000000433106_00026_49609_6463.N1	25-AUG-2011 16:20:42	Bright	42.500	162	34Alp Aqr	2.9440	5350.0	85	49609	No
155	GOM_NL__2PRFIN20110825_162344_000000423106_00026_49609_6464.N1	25-AUG-2011 16:23:44	Bright	41.500	61	8Eps Peg	2.1000	3900.0	83	49609	No
156	GOM_NL__2PRFIN20110825_163124_000000473106_00026_49609_6465.N1	25-AUG-2011 16:31:24	Bright	47.000	164	44Eta Peg	2.9480	5400.0	94	49609	No
157	GOM_NL__2PRFIN20110825_163843_000000383106_00026_49609_6466.N1	25-AUG-2011 16:38:43	Bright	38.000	89	5Alp Cep	2.4510	8000.0	76	49609	No
158	GOM_NL__2PRFIN20110825_164211_000000453106_00026_49609_6467.N1	25-AUG-2011 16:42:11	Bright	44.500	74	11Bet Cas	2.2680	6600.0	89	49609	No
159	GOM_NL__2PRFIN20110825_164422_000000473106_00026_49609_6468.N1	25-AUG-2011 16:44:22	Bright	47.000	76	27Gam Cas	2.3000	30000.	94	49609	No
160	GOM_NL__2PRFIN20110825_165825_000000553106_00026_49609_6469.N1	25-AUG-2011 16:58:25	Bright	55.000	6	13Alp Aur	0.080000	3400.0	110	49609	No

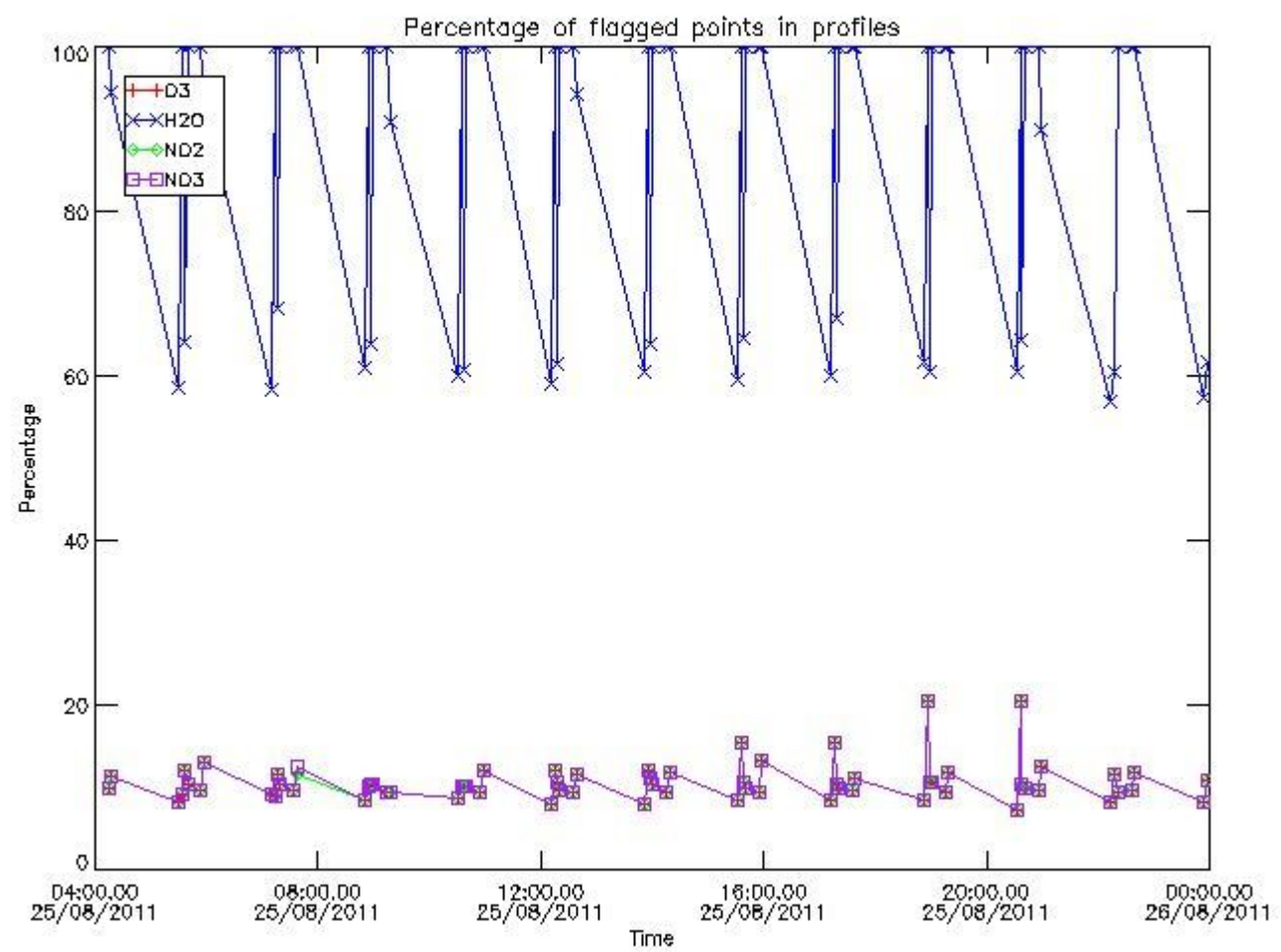
161	GOM_NL__2PRFIN20110825_170148_000000443106_00026_49609_6470.N1	25-AUG-2011 17:01:48	Bright	43.500	107	37The Aur	2.6490	11000.	87	49609	No
162	GOM_NL__2PRFIN20110825_170635_000000533106_00026_49609_6471.N1	25-AUG-2011 17:06:35	Twilight	53.000	151	13Mu Gem	2.8900	3000.0	106	49609	No
163	GOM_NL__2PRFIN20110825_170816_000000473106_00026_49609_6472.N1	25-AUG-2011 17:08:16	Twilight	47.000	44	24Gam Gem	1.9280	11000.	94	49609	No
164	GOM_NL__2PRFIN20110825_171221_000000613106_00026_49609_6473.N1	25-AUG-2011 17:12:21	Dark	60.500	14	58Alp Ori	0.87000	3000.0	121	49609	No
165	GOM_NL__2PRFIN20110825_171602_000000333106_00026_49609_6474.N1	25-AUG-2011 17:16:02	Dark	33.000	72	34Del Ori	2.2500	30000.	66	49609	No
166	GOM_NL__2PRFIN20110825_171741_000000493106_00026_49609_6475.N1	25-AUG-2011 17:17:41	Dark	49.000	1	9Alp CMa	-1.4400	11000.	98	49609	No
167	GOM_NL__2PRFIN20110825_172107_000000523106_00026_49609_6476.N1	25-AUG-2011 17:21:07	Dark	51.500	101	11Alp Lep	2.5820	7000.0	103	49609	No
168	GOM_NL__2PRFIN20110825_173554_000000533106_00027_49610_6503.N1	25-AUG-2011 17:35:54	Dark	53.000	157	The1Eri	2.9060	9300.0	106	49610	No
169	GOM_NL__2PRFIN20110825_173838_000000463106_00027_49610_6504.N1	25-AUG-2011 17:38:38	Dark	45.500	9	Alp Eri	0.45300	24000.	91	49610	No
170	GOM_NL__2PRFIN20110825_174434_000000493106_00027_49610_6505.N1	25-AUG-2011 17:44:34	Straylight	49.000	84	Alp Phe	2.3970	4500.0	98	49610	No
171	GOM_NL__2PRFIN20110825_174625_000000513106_00027_49610_6506.N1	25-AUG-2011 17:46:25	Straylight	50.500	63	Bet Gru	2.1500	2800.0	101	49610	No
172	GOM_NL__2PRFIN20110825_175106_000000503106_00027_49610_6507.N1	25-AUG-2011 17:51:06	Straylight	49.500	18	24Alp PsA	1.1660	9700.0	99	49610	No
173	GOM_NL__2PRFIN20110825_175607_000000523106_00027_49610_6508.N1	25-AUG-2011 17:56:07	Bright	51.500	142	49Del Cap	2.8500	8900.0	103	49610	No
174	GOM_NL__2PRFIN20110825_175919_000000403106_00027_49610_6509.N1	25-AUG-2011 17:59:19	Bright	39.500	154	22Bet Aqr	2.8990	5700.0	79	49610	No
175	GOM_NL__2PRFIN20110825_180056_000000433106_00027_49610_6510.N1	25-AUG-2011 18:00:56	Bright	43.000	162	34Alp Aqr	2.9440	5350.0	86	49610	No
176	GOM_NL__2PRFIN20110825_180357_000000403106_00027_49610_6511.N1	25-AUG-2011 18:03:57	Bright	40.000	61	8Eps Peg	2.1000	3900.0	80	49610	No
177	GOM_NL__2PRFIN20110825_181138_000000463106_00027_49610_6512.N1	25-AUG-2011 18:11:38	Bright	45.500	164	44Eta Peg	2.9480	5400.0	91	49610	No
178	GOM_NL__2PRFIN20110825_181857_000000383106_00027_49610_6513.N1	25-AUG-2011 18:18:57	Bright	38.000	89	5Alp Cep	2.4510	8000.0	76	49610	No
179	GOM_NL__2PRFIN20110825_182224_000000473106_00027_49610_6514.N1	25-AUG-2011 18:22:24	Bright	47.000	74	11Bet Cas	2.2680	6600.0	94	49610	No
180	GOM_NL__2PRFIN20110825_182436_000000483106_00027_49610_6515.N1	25-AUG-2011 18:24:36	Bright	47.500	76	27Gam Cas	2.3000	30000.	95	49610	No
181	GOM_NL__2PRFIN20110825_183839_000000543106_00027_49610_6516.N1	25-AUG-2011 18:38:39	Bright	53.500	6	13Alp Aur	0.080000	3400.0	107	49610	No
182	GOM_NL__2PRFIN20110825_184202_000000453106_00027_49610_6517.N1	25-AUG-2011 18:42:02	Bright	44.500	107	37The Aur	2.6490	11000.	89	49610	No
183	GOM_NL__2PRFIN20110825_184649_000000543106_00027_49610_6518.N1	25-AUG-2011 18:46:49	Twilight	54.000	151	13Mu Gem	2.8900	3000.0	108	49610	No
184	GOM_NL__2PRFIN20110825_184830_000000473106_00027_49610_6519.N1	25-AUG-2011 18:48:30	Twilight	47.000	44	24Gam Gem	1.9280	11000.	94	49610	No
185	GOM_NL__2PRFIN20110825_185236_000000663106_00027_49610_6520.N1	25-AUG-2011 18:52:36	Dark	65.500	14	58Alp Ori	0.87000	3000.0	131	49610	No
186	GOM_NL__2PRFIN20110825_185617_000000253106_00027_49610_6521.N1	25-AUG-2011 18:56:17	Dark	25.000	72	34Del Ori	2.2500	30000.	50	49610	No
187	GOM_NL__2PRFIN20110825_185756_000000493106_00027_49610_6522.N1	25-AUG-2011 18:57:56	Dark	48.500	1	9Alp CMa	-1.4400	11000.	97	49610	No
188	GOM_NL__2PRFIN20110825_190122_000000493106_00027_49610_6523.N1	25-AUG-2011 19:01:22	Dark	48.500	101	11Alp Lep	2.5820	7000.0	97	49610	No
189	GOM_NL__2PRFIN20110825_191609_000000543106_00028_49611_6519.N1	25-AUG-2011 19:16:09	Dark	54.000	157	The1Eri	2.9060	9300.0	108	49611	No
190	GOM_NL__2PRFIN20110825_191853_000000443106_00028_49611_6520.N1	25-AUG-2011 19:18:53	Dark	43.500	9	Alp Eri	0.45300	24000.	87	49611	No
191	GOM_NL__2PRFIN20110825_192449_000000553106_00028_49611_6521.N1	25-AUG-2011 19:24:49	Straylight	55.000	84	Alp Phe	2.3970	4500.0	110	49611	No
192	GOM_NL__2PRFIN20110825_192640_000000483106_00028_49611_6522.N1	25-AUG-2011 19:26:40	Straylight	47.500	63	Bet Gru	2.1500	2800.0	95	49611	No
193	GOM_NL__2PRFIN20110825_193120_000000523106_00028_49611_6523.N1	25-AUG-2011 19:31:20	Straylight	51.500	18	24Alp PsA	1.1660	9700.0	103	49611	No
194	GOM_NL__2PRFIN20110825_193621_000000453106_00028_49611_6524.N1	25-AUG-2011 19:36:21	Bright	45.000	142	49Del Cap	2.8500	8900.0	90	49611	No
195	GOM_NL__2PRFIN20110825_193933_000000393106_00028_49611_6525.N1	25-AUG-2011 19:39:33	Bright	38.500	154	22Bet Aqr	2.8990	5700.0	77	49611	No
196	GOM_NL__2PRFIN20110825_194110_000000423106_00028_49611_6526.N1	25-AUG-2011 19:41:10	Bright	42.000	162	34Alp Aqr	2.9440	5350.0	84	49611	No
197	GOM_NL__2PRFIN20110825_194411_000000403106_00028_49611_6527.N1	25-AUG-2011 19:44:11	Bright	40.000	61	8Eps Peg	2.1000	3900.0	80	49611	No
198	GOM_NL__2PRFIN20110825_195151_000000463106_00028_49611_6528.N1	25-AUG-2011 19:51:51	Bright	46.000	164	44Eta Peg	2.9480	5400.0	92	49611	No
199	GOM_NL__2PRFIN20110825_195911_000000383106_00028_49611_6529.N1	25-AUG-2011 19:59:11	Bright	37.500	89	5Alp Cep	2.4510	8000.0	75	49611	No
200	GOM_NL__2PRFIN20110825_200238_000000473106_00028_49611_6530.N1	25-AUG-2011 20:02:38	Bright	46.500	74	11Bet Cas	2.2680	6600.0	93	49611	No
201	GOM_NL__2PRFIN20110825_200449_000000493106_00028_49611_6531.N1	25-AUG-2011 20:04:49	Bright	48.500	76	27Gam Cas	2.3000	30000.	97	49611	No
202	GOM_NL__2PRFIN20110825_201853_000000563106_00028_49611_6532.N1	25-AUG-2011 20:18:53	Bright	55.500	6	13Alp Aur	0.080000	3400.0	111	49611	No
203	GOM_NL__2PRFIN20110825_202216_000000433106_00028_49611_6533.N1	25-AUG-2011 20:22:16	Bright	42.500	107	37The Aur	2.6490	11000.	85	49611	No
204	GOM_NL__2PRFIN20110825_202703_000000533106_00028_49611_6534.N1	25-AUG-2011 20:27:03	Twilight	52.500	151	13Mu Gem	2.8900	3000.0	105	49611	No
205	GOM_NL__2PRFIN20110825_202844_000000463106_00028_49611_6535.N1	25-AUG-2011 20:28:44	Twilight	45.500	44	24Gam Gem	1.9280	11000.	91	49611	No
206	GOM_NL__2PRFIN20110825_203251_000000703106_00028_49611_6536.N1	25-AUG-2011 20:32:51	Dark	70.000	14	58Alp Ori	0.87000	3000.0	140	49611	No
207	GOM_NL__2PRFIN20110825_203632_000000253106_00028_49611_6537.N1	25-AUG-2011 20:36:32	Dark	25.000	72	34Del Ori	2.2500	30000.	50	49611	No
208	GOM_NL__2PRFIN20110825_203810_000000503106_00028_49611_6538.N1	25-AUG-2011 20:38:10	Dark	49.500	1	9Alp CMa	-1.4400	11000.	99	49611	No
209	GOM_NL__2PRFIN20110825_204136_000000523106_00028_49611_6539.N1	25-AUG-2011 20:41:36	Dark	52.000	101	11Alp Lep	2.5820	7000.0	104	49611	No
210	GOM_NL__2PRFIN20110825_205625_000000533106_00029_49612_6622.N1	25-AUG-2011 20:56:25	Dark	53.000	157	The1Eri	2.9060	9300.0	106	49612	No
211	GOM_NL__2PRFIN20110825_205907_000000453106_00029_49612_6623.N1	25-AUG-2011 20:59:07	Dark	45.000	9	Alp Eri	0.45300	24000.	90	49612	No
212	GOM_NL__2PRFIN20110825_210503_000000483106_00029_49612_6624.N1	25-AUG-2011 21:05:03	Straylight	48.000	84	Alp Phe	2.3970	4500.0	96	49612	No
213	GOM_NL__2PRFIN20110825_210654_000000543106_00029_49612_6625.N1	25-AUG-2011 21:06:54	Straylight	54.000	63	Bet Gru	2.1500	2800.0	108	49612	No
214	GOM_NL__2PRFIN20110825_211134_000000473106_00029_49612_6626.N1	25-AUG-2011 21:11:34	Straylight	46.500	18	24Alp PsA	1.1660	9700.0	93	49612	No
215	GOM_NL__2PRFIN20110825_211635_000000463106_00029_49612_6627.N1	25-AUG-2011 21:16:35	Bright	45.500	142	49Del Cap	2.8500	8900.0	91	49612	No
216	GOM_NL__2PRFIN20110825_211947_000000403106_00029_49612_6628.N1	25-AUG-2011 21:19:47	Bright	40.000	154	22Bet Aqr	2.8990	5700.0	80	49612	No
217	GOM_NL__2PRFIN20110825_212124_000000433106_00029_49612_6629.N1	25-AUG-2011 21:21:24	Bright	42.500	162	34Alp Aqr	2.9440	5350.0	85	49612	No
218	GOM_NL__2PRFIN20110825_212425_000000423106_00029_49612_6630.N1	25-AUG-2011 21:24:25	Bright	41.500	61	8Eps Peg	2.1000	3900.0	83	49612	No
219	GOM_NL__2PRFIN20110825_213204_000000453106_00029_49612_6631.N1	25-AUG-2011 21:32:04	Bright	45.000	164	44Eta Peg	2.9480	5400.0	90	49612	No

220	GOM_NL__2PRFIN20110825_213925_000000373106_00029_49612_6632.N1	25-AUG-2011 21:39:25	Bright	37.000	89	5Alp Cep	2.4510	8000.0	74	49612	No
221	GOM_NL__2PRFIN20110825_214251_000000453106_00029_49612_6633.N1	25-AUG-2011 21:42:51	Bright	45.000	74	11Bet Cas	2.2680	6600.0	90	49612	No
222	GOM_NL__2PRFIN20110825_214502_000000473106_00029_49612_6634.N1	25-AUG-2011 21:45:02	Bright	47.000	76	27Gam Cas	2.3000	30000.	94	49612	No
223	GOM_NL__2PRFIN20110825_215906_000000543106_00029_49612_6635.N1	25-AUG-2011 21:59:06	Bright	54.000	6	13Alp Aur	0.080000	3400.0	108	49612	No
224	GOM_NL__2PRFIN20110825_220230_000000453106_00029_49612_6636.N1	25-AUG-2011 22:02:30	Bright	44.500	107	37The Aur	2.6490	11000.	89	49612	No
225	GOM_NL__2PRFIN20110825_220717_000000483106_00029_49612_6637.N1	25-AUG-2011 22:07:17	Twilight	48.000	151	13Mu Gem	2.8900	3000.0	96	49612	No
226	GOM_NL__2PRFIN20110825_220859_000000483106_00029_49612_6638.N1	25-AUG-2011 22:08:59	Twilight	48.000	44	24Gam Gem	1.9280	11000.	96	49612	No
227	GOM_NL__2PRFIN20110825_221305_000000633106_00029_49612_6639.N1	25-AUG-2011 22:13:05	Dark	62.500	14	58Alp Ori	0.87000	3000.0	125	49612	No
228	GOM_NL__2PRFIN20110825_221825_000000493106_00029_49612_6640.N1	25-AUG-2011 22:18:25	Dark	48.500	1	9Alp CMa	-1.4400	11000.	97	49612	No
229	GOM_NL__2PRFIN20110825_222151_000000553106_00029_49612_6641.N1	25-AUG-2011 22:21:51	Dark	54.500	101	11Alp Lep	2.5820	7000.0	109	49612	No
230	GOM_NL__2PRFIN20110825_223640_000000533106_00030_49613_6732.N1	25-AUG-2011 22:36:40	Dark	52.500	157	The1Eri	2.9060	9300.0	105	49613	No
231	GOM_NL__2PRFIN20110825_223922_000000443106_00030_49613_6733.N1	25-AUG-2011 22:39:22	Dark	43.500	9	Alp Eri	0.45300	24000.	87	49613	No
232	GOM_NL__2PRFIN20110825_224518_000000503106_00030_49613_6734.N1	25-AUG-2011 22:45:18	Straylight	49.500	84	Alp Phe	2.3970	4500.0	99	49613	No
233	GOM_NL__2PRFIN20110825_224708_000000453106_00030_49613_6735.N1	25-AUG-2011 22:47:08	Straylight	44.500	63	Bet Gru	2.1500	2800.0	89	49613	No
234	GOM_NL__2PRFIN20110825_225148_000000533106_00030_49613_6736.N1	25-AUG-2011 22:51:48	Straylight	52.500	18	24Alp PsA	1.1660	9700.0	105	49613	No
235	GOM_NL__2PRFIN20110825_225649_000000473106_00030_49613_6737.N1	25-AUG-2011 22:56:49	Bright	46.500	142	49Del Cap	2.8500	8900.0	93	49613	No
236	GOM_NL__2PRFIN20110825_230001_000000393106_00030_49613_6738.N1	25-AUG-2011 23:00:01	Bright	39.000	154	22Bet Aqr	2.8990	5700.0	78	49613	No
237	GOM_NL__2PRFIN20110825_230137_000000423106_00030_49613_6739.N1	25-AUG-2011 23:01:37	Bright	42.000	162	34Alp Aqr	2.9440	5350.0	84	49613	No
238	GOM_NL__2PRFIN20110825_230439_000000403106_00030_49613_6740.N1	25-AUG-2011 23:04:39	Bright	40.000	61	8Eps Peg	2.1000	3900.0	80	49613	No
239	GOM_NL__2PRFIN20110825_231217_000000473106_00030_49613_6741.N1	25-AUG-2011 23:12:17	Bright	46.500	164	44Eta Peg	2.9480	5400.0	93	49613	No
240	GOM_NL__2PRFIN20110825_231939_000000353106_00030_49613_6742.N1	25-AUG-2011 23:19:39	Bright	35.000	89	5Alp Cep	2.4510	8000.0	70	49613	No
241	GOM_NL__2PRFIN20110825_232304_000000473106_00030_49613_6743.N1	25-AUG-2011 23:23:04	Bright	46.500	74	11Bet Cas	2.2680	6600.0	93	49613	No
242	GOM_NL__2PRFIN20110825_232515_000000493106_00030_49613_6744.N1	25-AUG-2011 23:25:15	Bright	49.000	76	27Gam Cas	2.3000	30000.	98	49613	No
243	GOM_NL__2PRFIN20110825_233920_000000563106_00030_49613_6745.N1	25-AUG-2011 23:39:20	Bright	56.000	6	13Alp Aur	0.080000	3400.0	112	49613	No
244	GOM_NL__2PRFIN20110825_234244_000000443106_00030_49613_6746.N1	25-AUG-2011 23:42:44	Bright	44.000	107	37The Aur	2.6490	11000.	88	49613	No
245	GOM_NL__2PRFIN20110825_234732_000000543106_00030_49613_6747.N1	25-AUG-2011 23:47:32	Twilight	53.500	151	13Mu Gem	2.8900	3000.0	107	49613	No
246	GOM_NL__2PRFIN20110825_234913_000000453106_00030_49613_6748.N1	25-AUG-2011 23:49:13	Twilight	45.000	44	24Gam Gem	1.9280	11000.	90	49613	No
247	GOM_NL__2PRFIN20110825_235320_000000623106_00030_49613_6749.N1	25-AUG-2011 23:53:20	Dark	61.500	14	58Alp Ori	0.87000	3000.0	123	49613	No
248	GOM_NL__2PRFIN20110825_235839_000000483106_00030_49613_6750.N1	25-AUG-2011 23:58:39	Dark	47.500	1	9Alp CMa	-1.4400	11000.	95	49613	No

3. Quality information per product

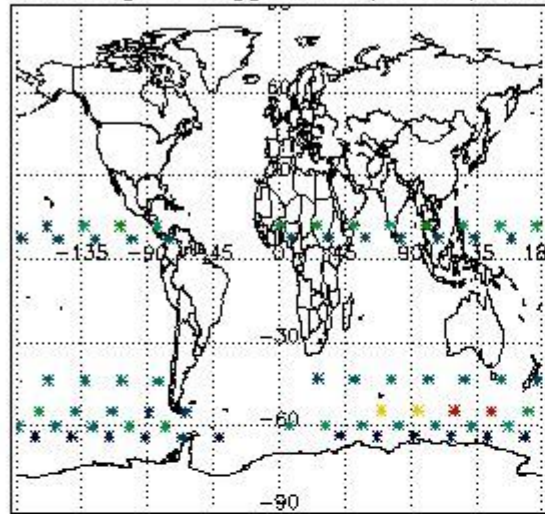
In this section it is plotted some information contained in the Quality Summary data set of the level 2 products. Only products in dark limb conditions and without errors (error flag in the MPH set to "0") are used.

3.1 Plot quality information per product (time dependant)

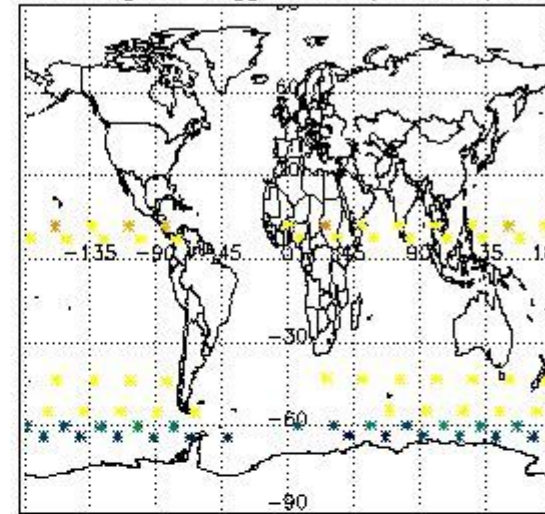


3.2 Plot quality information per product (world map)

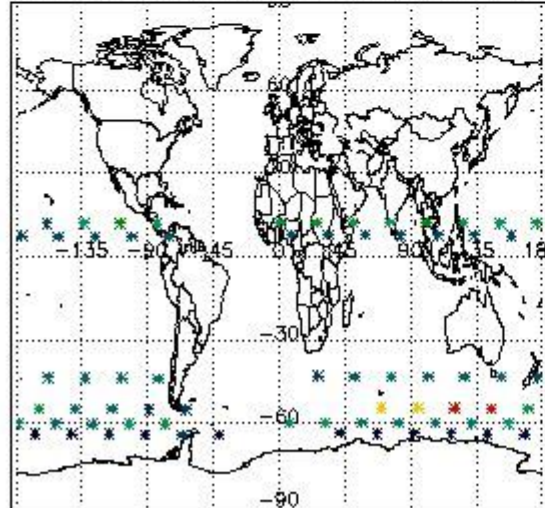
Percentage of flagged data per O3 profile



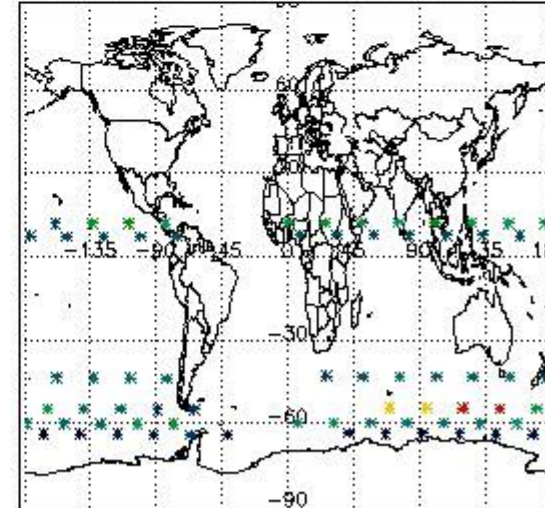
Percentage of flagged data per H2O profile



Percentage of flagged data per NO2 profile



Percentage of flagged data per NO3 profile

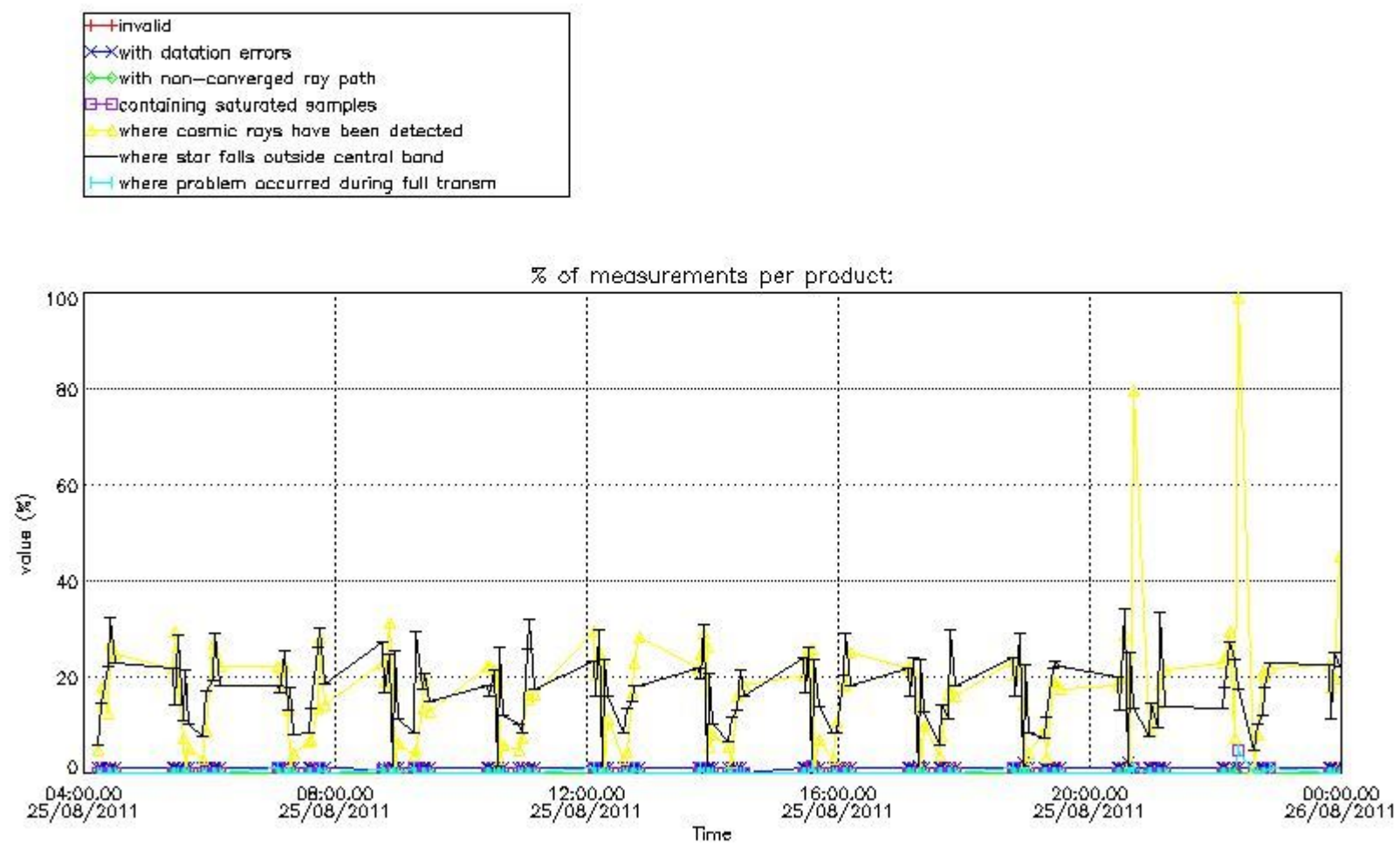


4. Level 1 quality information per product

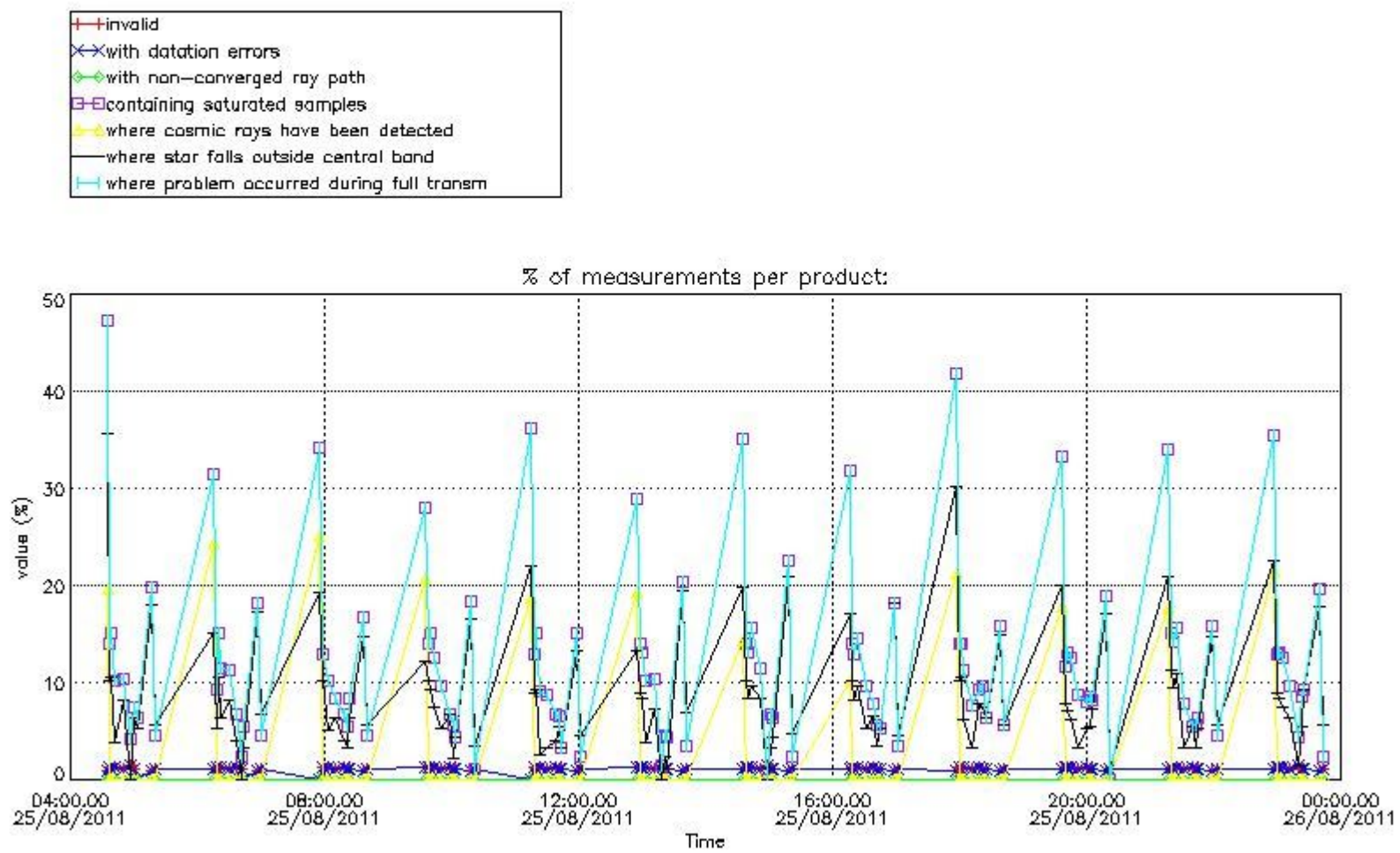
In this section it is plotted some information contained in the Quality Summary data set of the level 2 products that comes from the level 1b processing. Products without errors (error flag in the MPH set to "0") are used.

4.1 Plot quality information per product (time dependant) coming from level 1b processing

4.1.1 Plot level 1 quality information per product (time dependant): ENVISAT ASCENDING passes



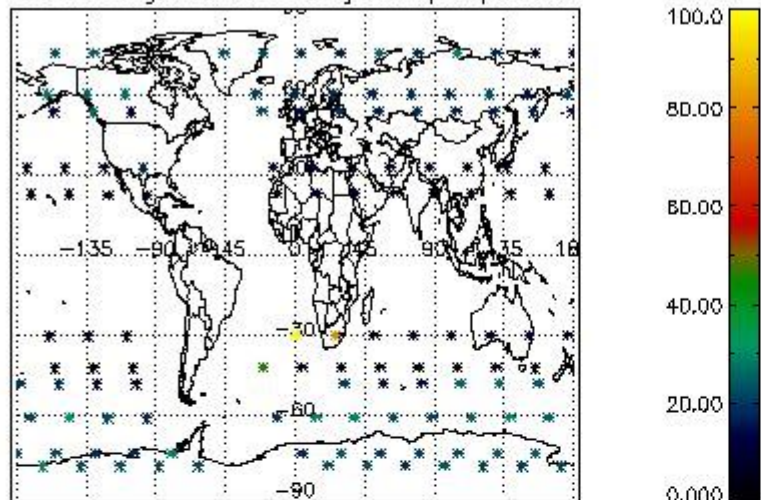
4.1.2 Plot level 1 quality information per product (time dependant): ENVI SAT DESCENDING passes



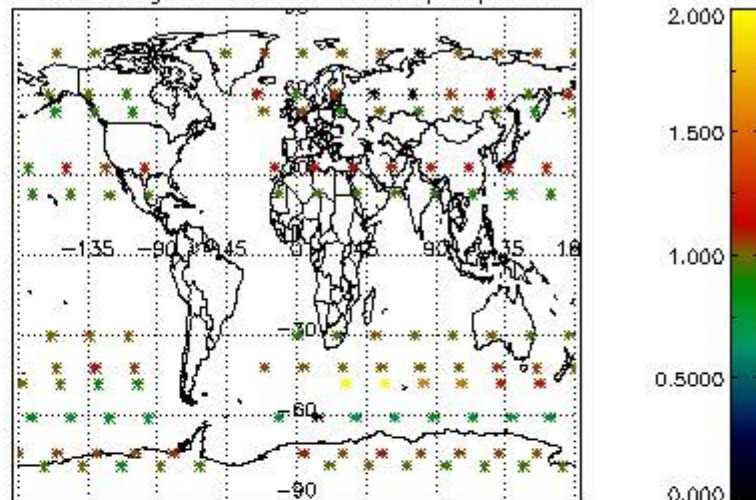
4.2 Plot quality information per product coming from level 1b processing (world map)

4.2.1 Plot level 1 quality information per product (world map): ENVISAT ASCENDING passes

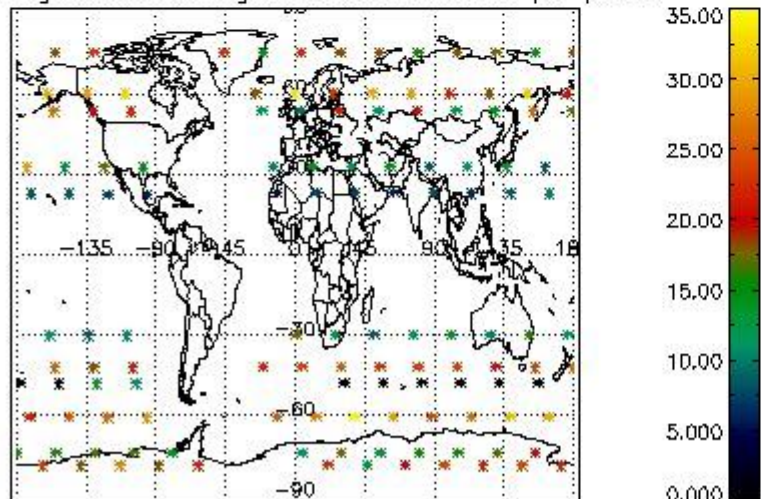
Percentage of cosmic ray hits per profile



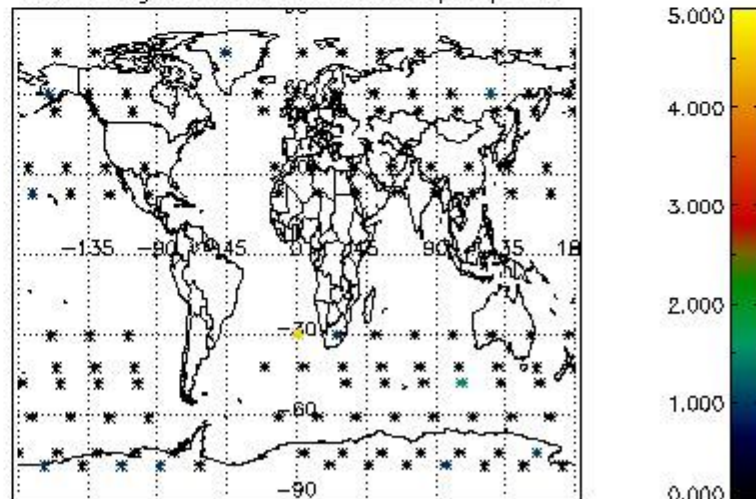
Percentage of datation errors per profile



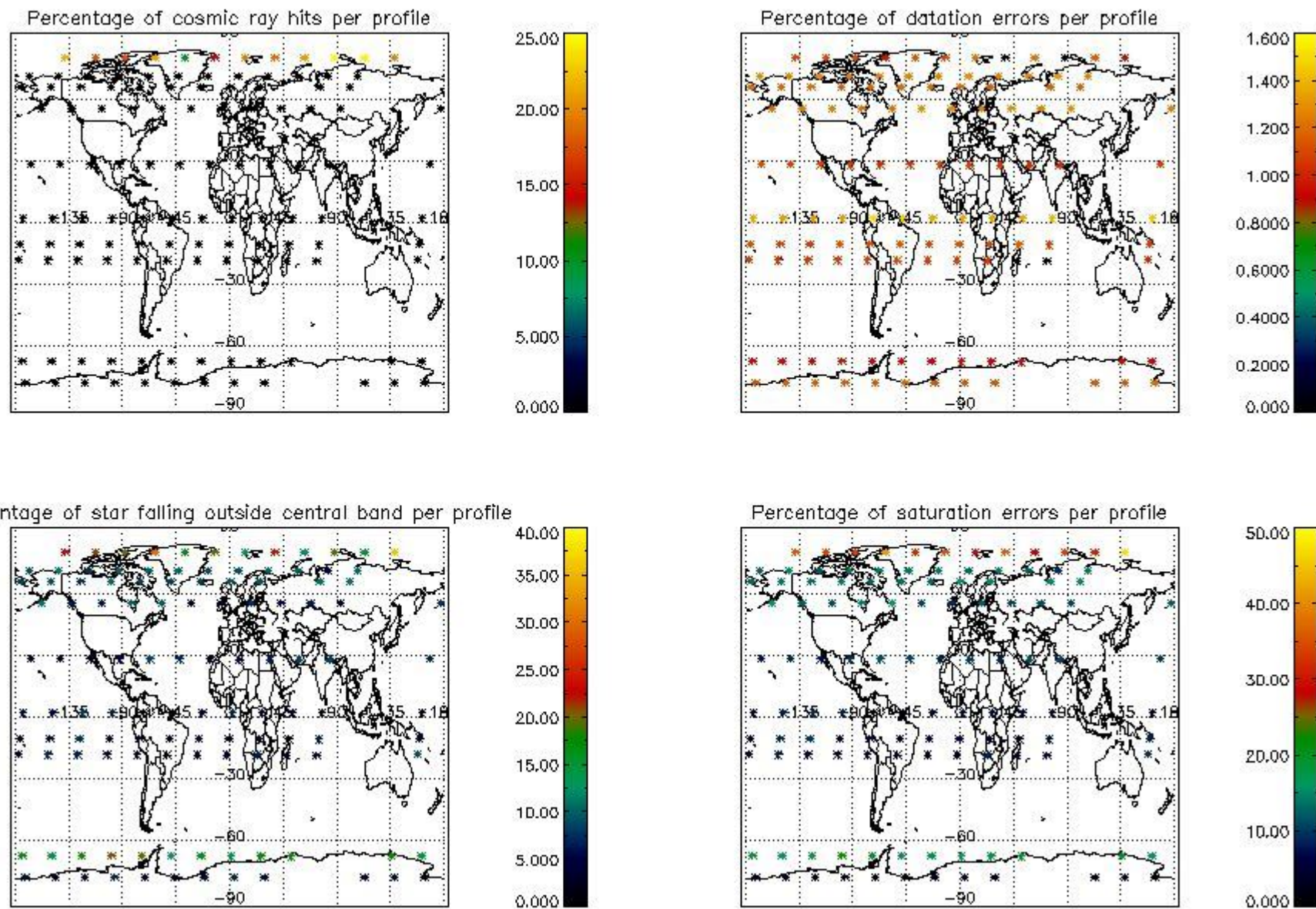
Percentage of star falling outside central band per profile



Percentage of saturation errors per profile



4.2.2 Plot level 1 quality information per product (world map): ENVISAT DESCENDING passes



5. Trace gas profiles

5.1 Ozone statistics based on quality of products

The final quality of the products can be "measured" using the STD (Standard Deviation) attached to every point profile. This information is written to the parameter GOM_NL__2P/NL_LOCAL_SPECIES_DENSITY/o3_std of the level 2 products. The table below shows the statistics for given STD ranges.

The statistics are given with respect to the overall valid production:

- Products without fatal errors: GOM_NL__2P/MPH/PRODUCT_ERR=0
- Valid point profile: GOM_NL__2P/NL_LOCAL_SPECIES_DENSITY/pcd(0)=0

The 'Criteria' is applied to valid points of dark limb products:

- Products in dark limb illumination condition: GOM_NL__2P/NL_SUMMARY_QUALITY/obs_ill_cond=0
- Products without fatal errors: GOM_NL__2P/MPH/PRODUCT_ERR=0
- Valid point profile: GOM_NL__2P/NL_LOCAL_SPECIES_DENSITY/pcd(0)=0

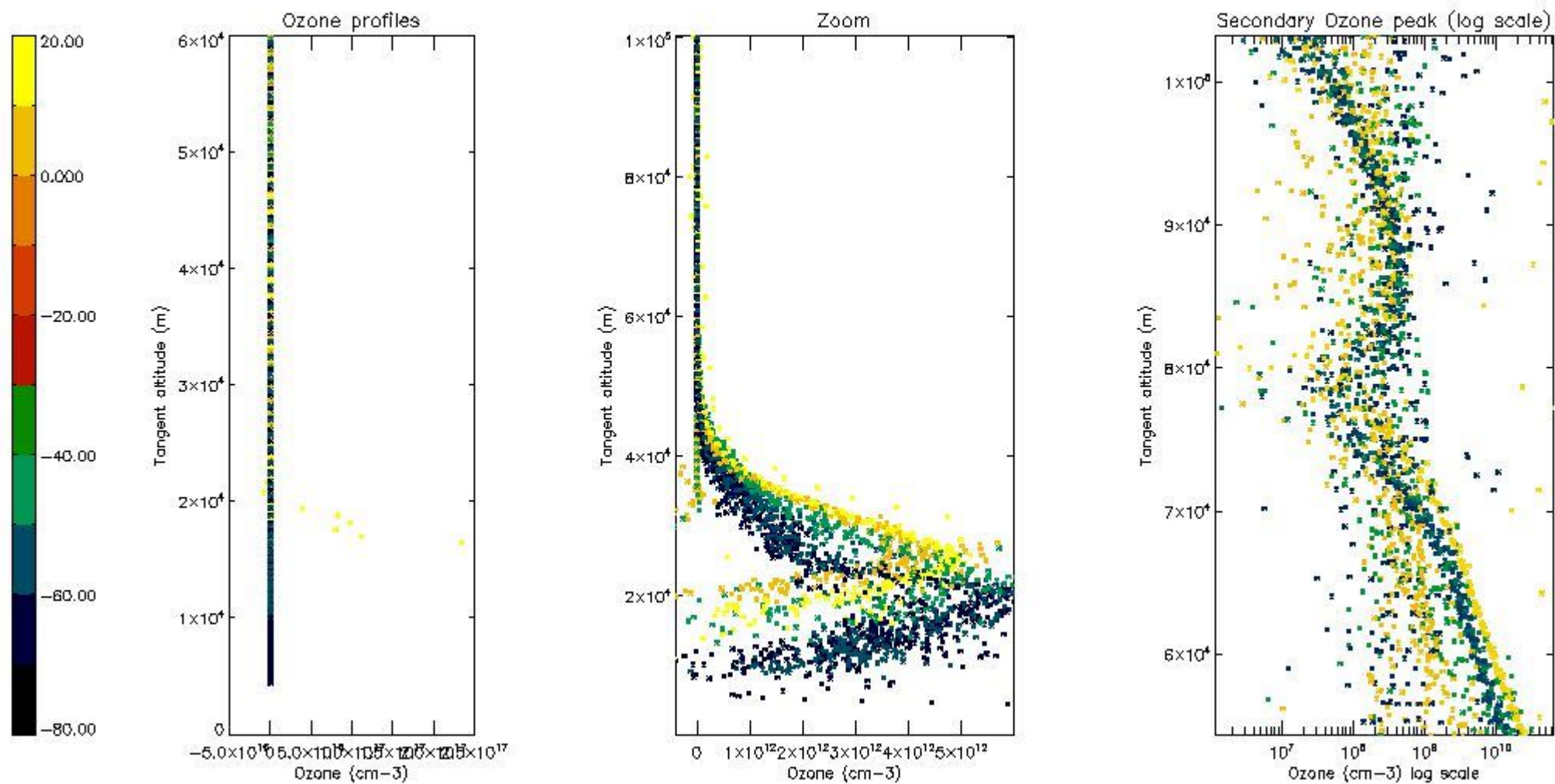
So, the table below shows the percentage of dark limb and valid observations for each criteria with respect to the overall valid daily observations.

Criteria	% of total production
All STD	31
STD < 20	15

STD < 10	12
STD < 5	8

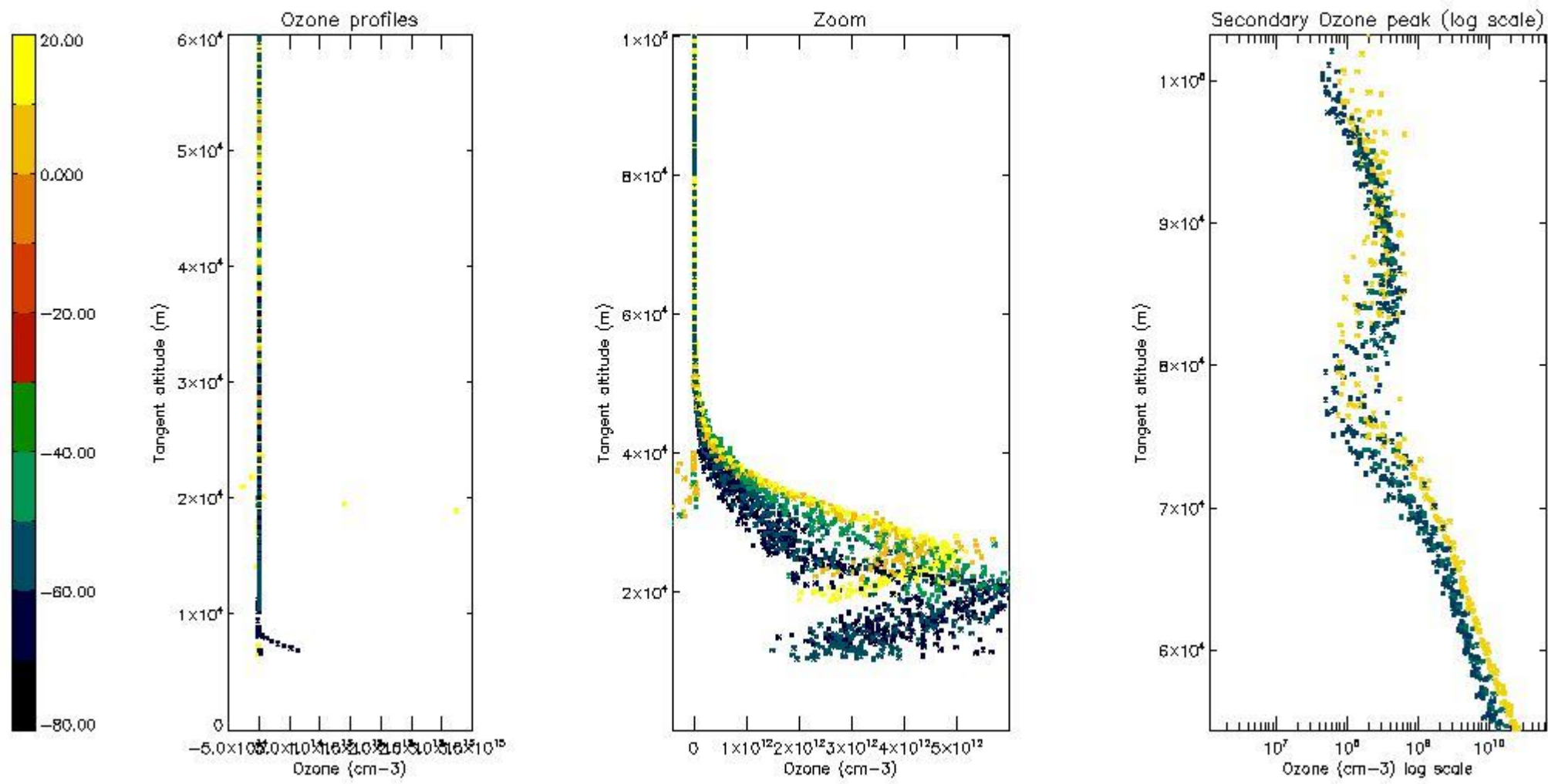
5.2 Plot ozone profiles for all STD (dark without errors)

The colorbar represents the latitude.



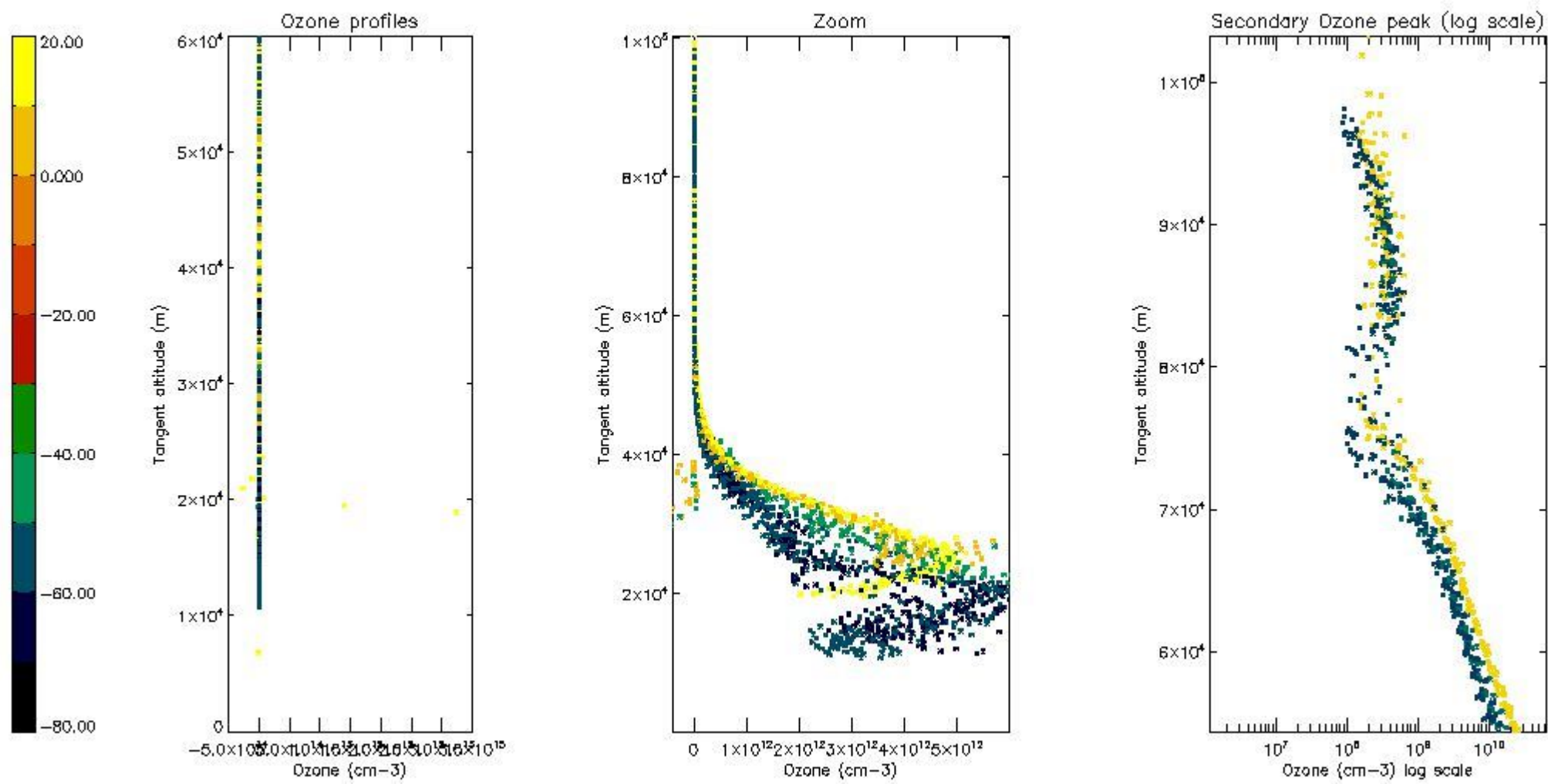
5.3 Plot ozone profiles where STD < 20% (dark without errors)

The colorbar represents the latitude.



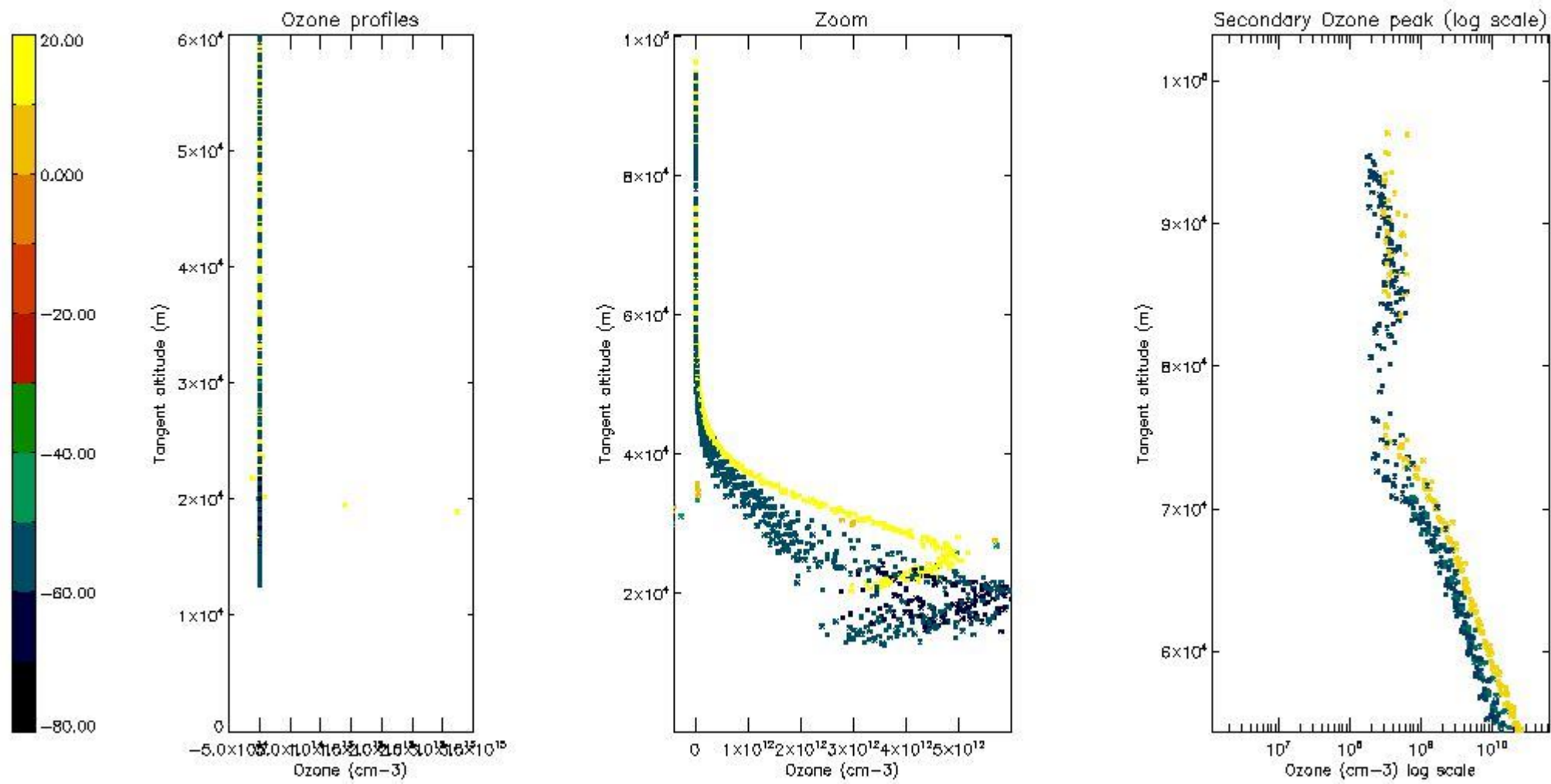
5.4 Plot ozone profiles where STD < 10% (dark without errors)

The colorbar represents the latitude.



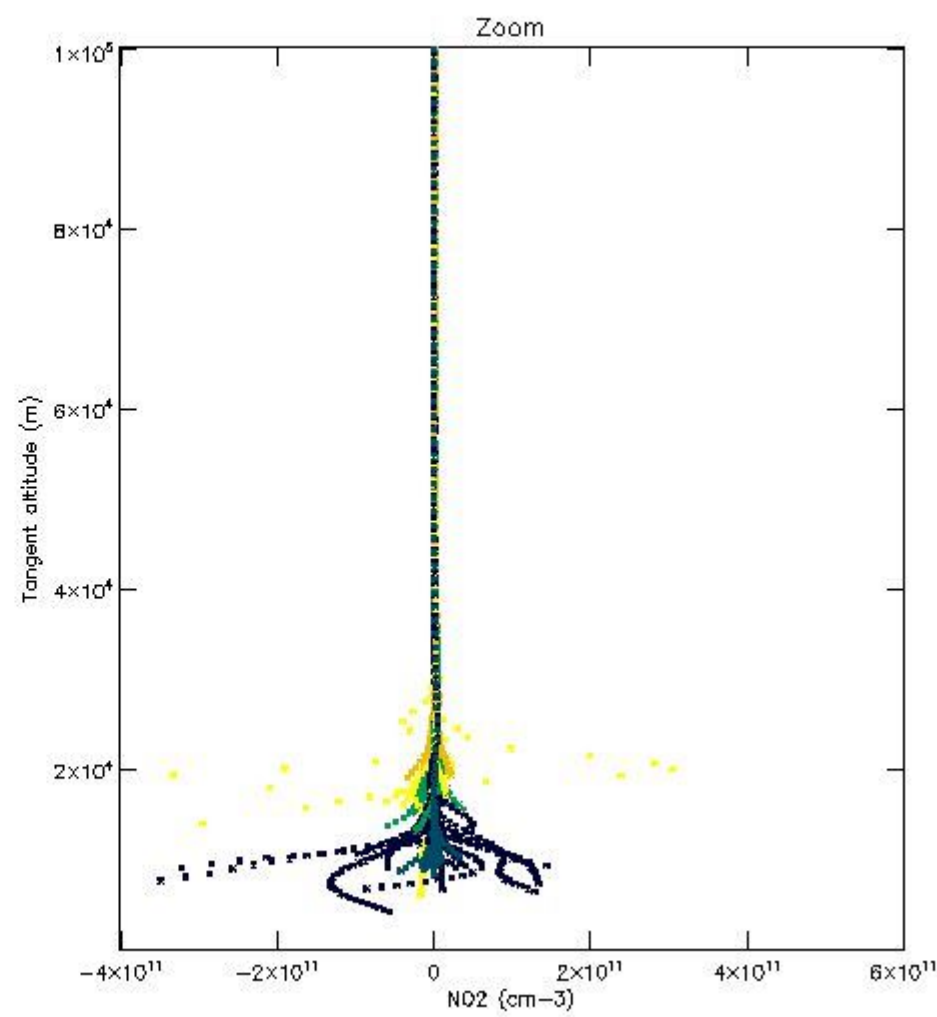
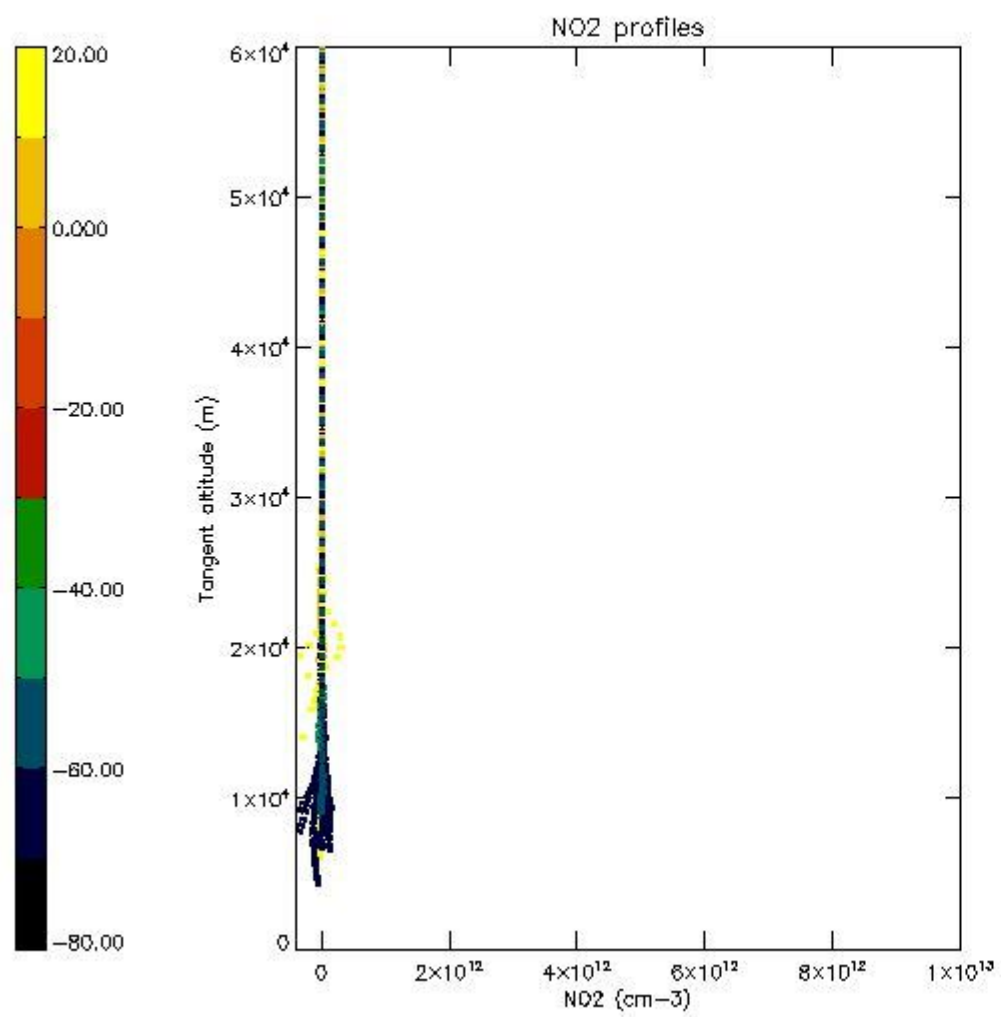
5.5 Plot ozone profiles where STD < 5% (dark without errors)

The colorbar represents the latitude.



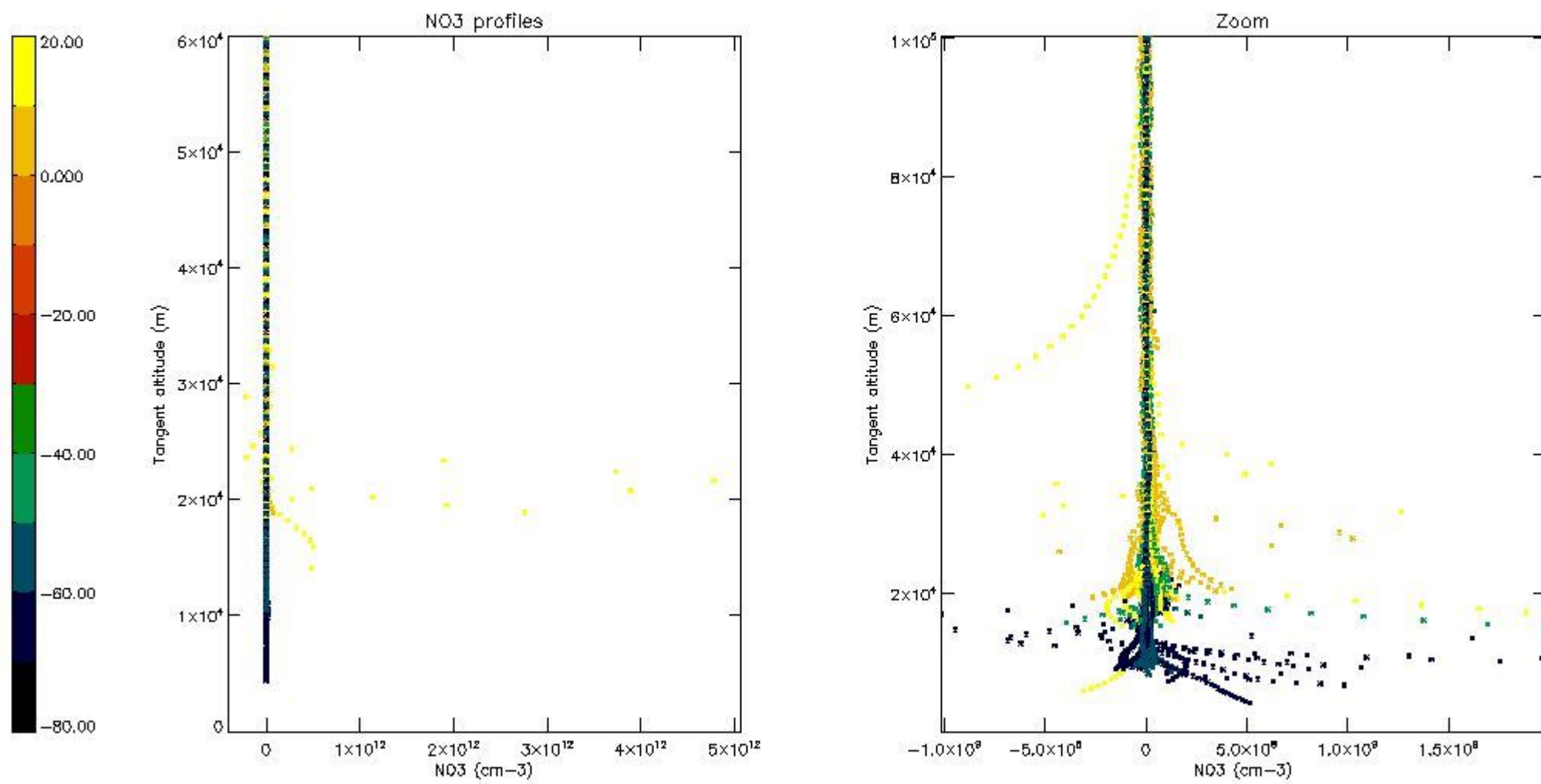
5.6 Plot NO₂ profiles for all STD (dark without errors)

The colorbar represents the latitude.



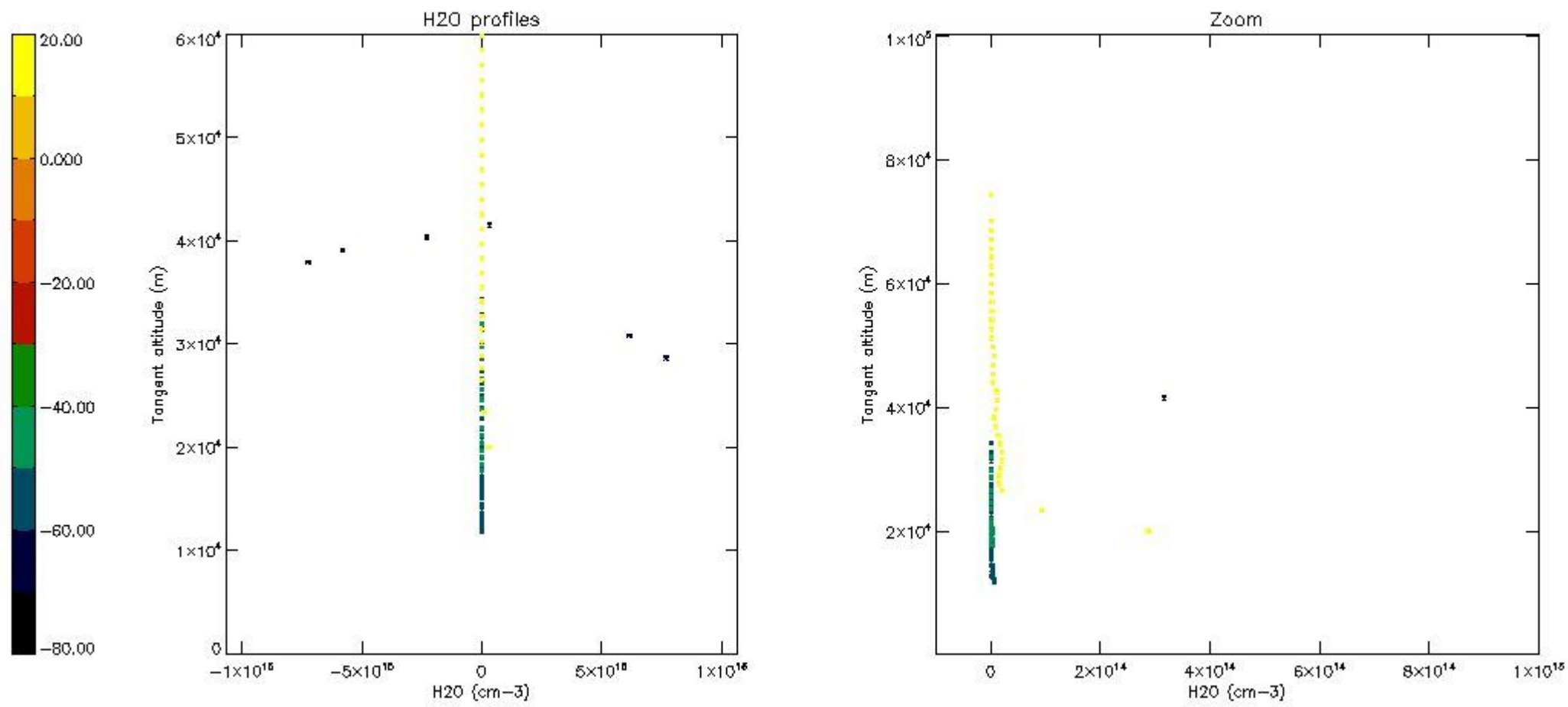
5.7 Plot NO3 profiles for all STD (dark without errors)

The colorbar represents the latitude.



5.8 Plot H2O profiles for all STD (only for occultations of stars 1,2,3,4,13,14,16,26,63 dark without errors)

The colorbar represents the latitude.



6. Auxiliary Data Files used for the production reported in section 2

The number reported in the third column indicates since which file (see list in section 2) the corresponding auxiliary file has been used. The fourth column is the date of those product files.

Type	Auxiliary Filename	Used since product	Used since product date
INST_PHYS_CHARACTERISTICS	GOM_INS_AXVIEC20091111_143220_20030716_120000_20500101_000000	1	25-AUG-2011 04:13:53
LEVEL-2_PROC_CONFIG	GOM_PR2_AXVIEC20091111_152718_20020301_000000_20500101_000000	1	25-AUG-2011 04:13:53
CROSS_SECTIONS_FILE	GOM_CRS_AXVIEC20091111_154832_20020301_000000_20500101_000000	1	25-AUG-2011 04:13:53

GOMOS Level 2 Daily Report

SUMMARY

[1. General Info](#)

[2. Summary of processed GOM_NL_2P products](#)

[3. Level 2 Quality information per product](#)

[3.1 Plot of level 2 quality information per product \(time dependant\)](#)

[3.2 Plot of level 2 quality information per product \(world map\)](#)

[4. Level 1 Quality information per product \(stored on level 2 products\)](#)

[4.1 Plot of level 1 quality information per product \(time dependant\)](#)

[4.1.1 Plot of level 1 quality information per product \(time dependant\): ASCENDING](#)

[4.1.2 Plot of level 1 quality information per product \(time dependant\): DESCENDING](#)

[4.2 Plot of level 1 quality information per product \(world map\)](#)

[4.2.1 Plot of level 1 quality information per product \(world map\): ASCENDING](#)

[4.2.2 Plot of level 1 quality information per product \(world map\): DESCENDING](#)

[5. Ozone profiles based on quality statistics and other trace gas profiles](#)

[5.1 Ozone statistics based on quality of products](#)

[5.2 Plot ozone profiles for all STD \(dark without errors\)](#)

[5.3 Plot ozone profiles where STD < 20% \(dark without errors\)](#)

[5.4. Plot ozone profiles where STD < 10% \(dark without errors\)](#)

[5.5. Plot ozone profiles where STD < 5% \(dark without errors\)](#)

[5.6 Plot NO2 profiles for all STD \(dark without errors\)](#)

[5.7 Plot NO3 profiles for all STD \(dark without errors\)](#)

[5.8 Plot H2O profiles \(only for occultations of stars 1,2,3,4,13,14,16,26,63 dark without errors\) for all STD](#)

[6. Auxiliary Data Files used for the production reported in section 2](#)

This report presents the daily analysis on parameters extracted from GOMOS level 2 data (GOM_NL__2P). It is intended to monitor some important parameters that will impact the quality of these products. A list of level 2 products (and content) that have arrived during the reporting day to the PCF is also given.

Item	Value
Time of report generation	24APR2013 17:22:10
Data source version	GOMOS/6.01
Start time of products	25-08-2011 (25AUG2011 00:00:00)
Stop time of products	26-08-2011 (26AUG2011 00:00:00)
Store outputs in DB	Yes
Nb of level 2 prods	248
Nb of prods with errors	0

2. Summary of processed GOM_NL__2P products.

Nr	Filename	UTC Start time	Limb	Duration	Star Id	Star Name	Star Mag	Star Temp	Nb Meas	Orbit	Prod. error
1	GOM_NL__2PRFIN20110825_041353_000000523106_00019_49602_6145.N1	25-AUG-2011 04:13:53	Dark	52.000	157	The1Eri	2.9060	9300.0	104	49602	No
2	GOM_NL__2PRFIN20110825_041641_000000453106_00019_49602_6146.N1	25-AUG-2011 04:16:41	Dark	45.000	9	Alp Eri	0.45300	24000.	90	49602	No
3	GOM_NL__2PRFIN20110825_042237_000000563106_00019_49602_6147.N1	25-AUG-2011 04:22:37	Straylight	56.000	84	Alp Phe	2.3970	4500.0	112	49602	No
4	GOM_NL__2PRFIN20110825_042431_000000543106_00019_49602_6148.N1	25-AUG-2011 04:24:31	Straylight	54.000	63	Bet Gru	2.1500	2800.0	108	49602	No
5	GOM_NL__2PRFIN20110825_042911_000000533106_00019_49602_6149.N1	25-AUG-2011 04:29:11	Straylight	52.500	18	24Alp PsA	1.1660	9700.0	105	49602	No
6	GOM_NL__2PRFIN20110825_043415_000000563106_00019_49602_6150.N1	25-AUG-2011 04:34:15	Bright	56.000	142	49Del Cap	2.8500	8900.0	112	49602	No
7	GOM_NL__2PRFIN20110825_043727_000000403106_00019_49602_6151.N1	25-AUG-2011 04:37:27	Bright	39.500	154	22Bet Aqr	2.8990	5700.0	79	49602	No
8	GOM_NL__2PRFIN20110825_043905_000000433106_00019_49602_6152.N1	25-AUG-2011 04:39:05	Bright	43.000	162	34Alp Aqr	2.9440	5350.0	86	49602	No
9	GOM_NL__2PRFIN20110825_044207_000000393106_00019_49602_6153.N1	25-AUG-2011 04:42:07	Bright	39.000	61	8Eps Peg	2.1000	3900.0	78	49602	No
10	GOM_NL__2PRFIN20110825_044951_000000493106_00019_49602_6154.N1	25-AUG-2011 04:49:51	Bright	48.500	164	44Eta Peg	2.9480	5400.0	97	49602	No
11	GOM_NL__2PRFIN20110825_045707_000000363106_00019_49602_6155.N1	25-AUG-2011 04:57:07	Bright	35.500	89	5Alp Cep	2.4510	8000.0	71	49602	No
12	GOM_NL__2PRFIN20110825_050038_000000473106_00019_49602_6156.N1	25-AUG-2011 05:00:38	Bright	47.000	74	11Bet Cas	2.2680	6600.0	94	49602	No
13	GOM_NL__2PRFIN20110825_050249_000000483106_00019_49602_6157.N1	25-AUG-2011 05:02:49	Bright	47.500	76	27Gam Cas	2.3000	30000.	95	49602	No
14	GOM_NL__2PRFIN20110825_051648_000000563106_00019_49602_6158.N1	25-AUG-2011 05:16:48	Bright	55.500	6	13Alp Aur	0.080000	3400.0	111	49602	No
15	GOM_NL__2PRFIN20110825_052009_000000443106_00019_49602_6159.N1	25-AUG-2011 05:20:09	Bright	44.000	107	37The Aur	2.6490	11000.	88	49602	No
16	GOM_NL__2PRFIN20110825_052455_000000533106_00019_49602_6160.N1	25-AUG-2011 05:24:55	Tw_i_and_stray	53.000	151	13Mu Gem	2.8900	3000.0	106	49602	No
17	GOM_NL__2PRFIN20110825_052636_000000463106_00019_49602_6161.N1	25-AUG-2011 05:26:36	Tw_i_and_stray	46.000	44	24Gam Gem	1.9280	11000.	92	49602	No
18	GOM_NL__2PRFIN20110825_053039_000000633106_00019_49602_6162.N1	25-AUG-2011 05:30:39	Dark	63.000	14	58Alp Ori	0.87000	3000.0	126	49602	No
19	GOM_NL__2PRFIN20110825_053418_000000563106_00019_49602_6163.N1	25-AUG-2011 05:34:18	Dark	55.500	72	34Del Ori	2.2500	30000.	111	49602	No
20	GOM_NL__2PRFIN20110825_053600_000000473106_00019_49602_6164.N1	25-AUG-2011 05:36:00	Dark	46.500	1	9Alp CMa	-1.4400	11000.	93	49602	No
21	GOM_NL__2PRFIN20110825_053922_000000493106_00019_49602_6165.N1	25-AUG-2011 05:39:22	Dark	49.000	101	11Alp Lep	2.5820	7000.0	98	49602	No
22	GOM_NL__2PRFIN20110825_055408_000000533106_00020_49603_6145.N1	25-AUG-2011 05:54:08	Dark	53.000	157	The1Eri	2.9060	9300.0	106	49603	No
23	GOM_NL__2PRFIN20110825_055656_000000473106_00020_49603_6146.N1	25-AUG-2011 05:56:56	Dark	46.500	9	Alp Eri	0.45300	24000.	93	49603	No
24	GOM_NL__2PRFIN20110825_060251_000000543106_00020_49603_6147.N1	25-AUG-2011 06:02:51	Straylight	54.000	84	Alp Phe	2.3970	4500.0	108	49603	No
25	GOM_NL__2PRFIN20110825_060445_000000523106_00020_49603_6148.N1	25-AUG-2011 06:04:45	Straylight	51.500	63	Bet Gru	2.1500	2800.0	103	49603	No
26	GOM_NL__2PRFIN20110825_060926_000000503106_00020_49603_6149.N1	25-AUG-2011 06:09:26	Straylight	49.500	18	24Alp PsA	1.1660	9700.0	99	49603	No
27	GOM_NL__2PRFIN20110825_061429_000000433106_00020_49603_6150.N1	25-AUG-2011 06:14:29	Bright	43.000	142	49Del Cap	2.8500	8900.0	86	49603	No
28	GOM_NL__2PRFIN20110825_061741_000000383106_00020_49603_6151.N1	25-AUG-2011 06:17:41	Bright	37.500	154	22Bet Aqr	2.8990	5700.0	75	49603	No
29	GOM_NL__2PRFIN20110825_061919_000000433106_00020_49603_6152.N1	25-AUG-2011 06:19:19	Bright	43.000	162	34Alp Aqr	2.9440	5350.0	86	49603	No
30	GOM_NL__2PRFIN20110825_062221_000000403106_00020_49603_6153.N1	25-AUG-2011 06:22:21	Bright	39.500	61	8Eps Peg	2.1000	3900.0	79	49603	No
31	GOM_NL__2PRFIN20110825_063004_000000493106_00020_49603_6154.N1	25-AUG-2011 06:30:04	Bright	48.500	164	44Eta Peg	2.9480	5400.0	97	49603	No
32	GOM_NL__2PRFIN20110825_063721_000000373106_00020_49603_6155.N1	25-AUG-2011 06:37:21	Bright	37.000	89	5Alp Cep	2.4510	8000.0	74	49603	No
33	GOM_NL__2PRFIN20110825_064051_000000433106_00020_49603_6156.N1	25-AUG-2011 06:40:51	Bright	43.000	74	11Bet Cas	2.2680	6600.0	86	49603	No
34	GOM_NL__2PRFIN20110825_064303_000000473106_00020_49603_6157.N1	25-AUG-2011 06:43:03	Bright	46.500	76	27Gam Cas	2.3000	30000.	93	49603	No
35	GOM_NL__2PRFIN20110825_065702_000000553106_00020_49603_6158.N1	25-AUG-2011 06:57:02	Bright	55.000	6	13Alp Aur	0.080000	3400.0	110	49603	No
36	GOM_NL__2PRFIN20110825_070024_000000453106_00020_49603_6159.N1	25-AUG-2011 07:00:24	Bright	44.500	107	37The Aur	2.6490	11000.	89	49603	No
37	GOM_NL__2PRFIN20110825_070509_000000503106_00020_49603_6160.N1	25-AUG-2011 07:05:09	Tw_i_and_stray	50.000	151	13Mu Gem	2.8900	3000.0	100	49603	No
38	GOM_NL__2PRFIN20110825_070650_000000483106_00020_49603_6161.N1	25-AUG-2011 07:06:50	Tw_i_and_stray	48.000	44	24Gam Gem	1.9280	11000.	96	49603	No
39	GOM_NL__2PRFIN20110825_071054_000000613106_00020_49603_6162.N1	25-AUG-2011 07:10:54	Dark	60.500	14	58Alp Ori	0.87000	3000.0	121	49603	No
40	GOM_NL__2PRFIN20110825_071432_000000573106_00020_49603_6163.N1	25-AUG-2011 07:14:32	Dark	57.000	72	34Del Ori	2.2500	30000.	114	49603	No
41	GOM_NL__2PRFIN20110825_071614_000000453106_00020_49603_6164.N1	25-AUG-2011 07:16:14	Dark	44.500	1	9Alp CMa	-1.4400	11000.	89	49603	No
42	GOM_NL__2PRFIN20110825_071937_000000493106_00020_49603_6165.N1	25-AUG-2011 07:19:37	Dark	49.000	101	11Alp Lep	2.5820	7000.0	98	49603	No

43	GOM_NL__2PRFIN20110825_073423_000000543106_00021_49604_6145.N1	25-AUG-2011 07:34:23	Dark	53.500	157	The1Eri	2.9060	9300.0	107	49604	No
44	GOM_NL__2PRFIN20110825_073710_000000453106_00021_49604_6146.N1	25-AUG-2011 07:37:10	Dark	44.500	9	Alp Eri	0.45300	24000.	89	49604	No
45	GOM_NL__2PRFIN20110825_074306_000000593106_00021_49604_6147.N1	25-AUG-2011 07:43:06	Straylight	59.000	84	Alp Phe	2.3970	4500.0	118	49604	No
46	GOM_NL__2PRFIN20110825_074500_000000523106_00021_49604_6148.N1	25-AUG-2011 07:45:00	Straylight	51.500	63	Bet Gru	2.1500	2800.0	103	49604	No
47	GOM_NL__2PRFIN20110825_074940_000000493106_00021_49604_6149.N1	25-AUG-2011 07:49:40	Straylight	49.000	18	24Alp PsA	1.1660	9700.0	98	49604	No
48	GOM_NL__2PRFIN20110825_075443_000000443106_00021_49604_6150.N1	25-AUG-2011 07:54:43	Bright	44.000	142	49Del Cap	2.8500	8900.0	88	49604	No
49	GOM_NL__2PRFIN20110825_075755_000000393106_00021_49604_6151.N1	25-AUG-2011 07:57:55	Bright	39.000	154	22Bet Aqr	2.8990	5700.0	78	49604	No
50	GOM_NL__2PRFIN20110825_080235_000000393106_00021_49604_6152.N1	25-AUG-2011 08:02:35	Bright	39.000	61	8Eps Peg	2.1000	3900.0	78	49604	No
51	GOM_NL__2PRFIN20110825_081018_000000483106_00021_49604_6153.N1	25-AUG-2011 08:10:18	Bright	47.500	164	44Eta Peg	2.9480	5400.0	95	49604	No
52	GOM_NL__2PRFIN20110825_081734_000000373106_00021_49604_6154.N1	25-AUG-2011 08:17:34	Bright	37.000	89	5Alp Cep	2.4510	8000.0	74	49604	No
53	GOM_NL__2PRFIN20110825_082105_000000463106_00021_49604_6155.N1	25-AUG-2011 08:21:05	Bright	45.500	74	11Bet Cas	2.2680	6600.0	91	49604	No
54	GOM_NL__2PRFIN20110825_082316_000000483106_00021_49604_6156.N1	25-AUG-2011 08:23:16	Bright	47.500	76	27Gam Cas	2.3000	30000.	95	49604	No
55	GOM_NL__2PRFIN20110825_083716_000000543106_00021_49604_6157.N1	25-AUG-2011 08:37:16	Bright	54.000	6	13Alp Aur	0.080000	3400.0	108	49604	No
56	GOM_NL__2PRFIN20110825_084038_000000453106_00021_49604_6158.N1	25-AUG-2011 08:40:38	Bright	44.500	107	37The Aur	2.6490	11000.	89	49604	No
57	GOM_NL__2PRFIN20110825_084524_000000573106_00021_49604_6159.N1	25-AUG-2011 08:45:24	Tw_i_and_stray	56.500	151	13Mu Gem	2.8900	3000.0	113	49604	No
58	GOM_NL__2PRFIN20110825_084704_000000483106_00021_49604_6160.N1	25-AUG-2011 08:47:04	Tw_i_and_stray	47.500	44	24Gam Gem	1.9280	11000.	95	49604	No
59	GOM_NL__2PRFIN20110825_085108_000000613106_00021_49604_6161.N1	25-AUG-2011 08:51:08	Dark	60.500	14	58Alp Ori	0.87000	3000.0	121	49604	No
60	GOM_NL__2PRFIN20110825_085447_000000503106_00021_49604_6162.N1	25-AUG-2011 08:54:47	Dark	50.000	72	34Del Ori	2.2500	30000.	100	49604	No
61	GOM_NL__2PRFIN20110825_085629_000000493106_00021_49604_6163.N1	25-AUG-2011 08:56:29	Dark	49.000	1	9Alp CMa	-1.4400	11000.	98	49604	No
62	GOM_NL__2PRFIN20110825_085952_000000503106_00021_49604_6164.N1	25-AUG-2011 08:59:52	Dark	49.500	101	11Alp Lep	2.5820	7000.0	99	49604	No
63	GOM_NL__2PRFIN20110825_091438_000000543106_00022_49605_6206.N1	25-AUG-2011 09:14:38	Dark	54.000	157	The1Eri	2.9060	9300.0	108	49605	No
64	GOM_NL__2PRFIN20110825_091725_000000553106_00022_49605_6207.N1	25-AUG-2011 09:17:25	Dark	54.500	9	Alp Eri	0.45300	24000.	109	49605	No
65	GOM_NL__2PRFIN20110825_092321_000000523106_00022_49605_6208.N1	25-AUG-2011 09:23:21	Straylight	52.000	84	Alp Phe	2.3970	4500.0	104	49605	No
66	GOM_NL__2PRFIN20110825_092514_000000463106_00022_49605_6209.N1	25-AUG-2011 09:25:14	Straylight	45.500	63	Bet Gru	2.1500	2800.0	91	49605	No
67	GOM_NL__2PRFIN20110825_092954_000000483106_00022_49605_6210.N1	25-AUG-2011 09:29:54	Straylight	47.500	18	24Alp PsA	1.1660	9700.0	95	49605	No
68	GOM_NL__2PRFIN20110825_093457_000000413106_00022_49605_6211.N1	25-AUG-2011 09:34:57	Bright	41.000	142	49Del Cap	2.8500	8900.0	82	49605	No
69	GOM_NL__2PRFIN20110825_093809_000000403106_00022_49605_6212.N1	25-AUG-2011 09:38:09	Bright	39.500	154	22Bet Aqr	2.8990	5700.0	79	49605	No
70	GOM_NL__2PRFIN20110825_093946_000000433106_00022_49605_6213.N1	25-AUG-2011 09:39:46	Bright	43.000	162	34Alp Aqr	2.9440	5350.0	86	49605	No
71	GOM_NL__2PRFIN20110825_094248_000000403106_00022_49605_6214.N1	25-AUG-2011 09:42:48	Bright	40.000	61	8Eps Peg	2.1000	3900.0	80	49605	No
72	GOM_NL__2PRFIN20110825_095031_000000473106_00022_49605_6215.N1	25-AUG-2011 09:50:31	Bright	47.000	164	44Eta Peg	2.9480	5400.0	94	49605	No
73	GOM_NL__2PRFIN20110825_095748_000000373106_00022_49605_6216.N1	25-AUG-2011 09:57:48	Bright	37.000	89	5Alp Cep	2.4510	8000.0	74	49605	No
74	GOM_NL__2PRFIN20110825_100118_000000453106_00022_49605_6217.N1	25-AUG-2011 10:01:18	Bright	45.000	74	11Bet Cas	2.2680	6600.0	90	49605	No
75	GOM_NL__2PRFIN20110825_100329_000000473106_00022_49605_6218.N1	25-AUG-2011 10:03:29	Bright	46.500	76	27Gam Cas	2.3000	30000.	93	49605	No
76	GOM_NL__2PRFIN20110825_101730_000000553106_00022_49605_6219.N1	25-AUG-2011 10:17:30	Bright	54.500	6	13Alp Aur	0.080000	3400.0	109	49605	No
77	GOM_NL__2PRFIN20110825_102052_000000433106_00022_49605_6220.N1	25-AUG-2011 10:20:52	Bright	42.500	107	37The Aur	2.6490	11000.	85	49605	No
78	GOM_NL__2PRFIN20110825_102538_000000503106_00022_49605_6221.N1	25-AUG-2011 10:25:38	Tw_i_and_stray	50.000	151	13Mu Gem	2.8900	3000.0	100	49605	No
79	GOM_NL__2PRFIN20110825_102719_000000473106_00022_49605_6222.N1	25-AUG-2011 10:27:19	Tw_i_and_stray	47.000	44	24Gam Gem	1.9280	11000.	94	49605	No
80	GOM_NL__2PRFIN20110825_103123_000000583106_00022_49605_6223.N1	25-AUG-2011 10:31:23	Dark	58.000	14	58Alp Ori	0.87000	3000.0	116	49605	No
81	GOM_NL__2PRFIN20110825_103502_000000503106_00022_49605_6224.N1	25-AUG-2011 10:35:02	Dark	50.000	72	34Del Ori	2.2500	30000.	100	49605	No
82	GOM_NL__2PRFIN20110825_103643_000000503106_00022_49605_6225.N1	25-AUG-2011 10:36:43	Dark	50.000	1	9Alp CMa	-1.4400	11000.	100	49605	No
83	GOM_NL__2PRFIN20110825_104007_000000513106_00022_49605_6226.N1	25-AUG-2011 10:40:07	Dark	50.500	101	11Alp Lep	2.5820	7000.0	101	49605	No
84	GOM_NL__2PRFIN20110825_105453_000000553106_00023_49606_6247.N1	25-AUG-2011 10:54:53	Dark	54.500	157	The1Eri	2.9060	9300.0	109	49606	No
85	GOM_NL__2PRFIN20110825_105740_000000423106_00023_49606_6248.N1	25-AUG-2011 10:57:40	Dark	42.000	9	Alp Eri	0.45300	24000.	84	49606	No
86	GOM_NL__2PRFIN20110825_110335_000000593106_00023_49606_6249.N1	25-AUG-2011 11:03:35	Straylight	58.500	84	Alp Phe	2.3970	4500.0	117	49606	No
87	GOM_NL__2PRFIN20110825_110528_000000533106_00023_49606_6250.N1	25-AUG-2011 11:05:28	Straylight	53.000	63	Bet Gru	2.1500	2800.0	106	49606	No
88	GOM_NL__2PRFIN20110825_111009_000000493106_00023_49606_6251.N1	25-AUG-2011 11:10:09	Straylight	48.500	18	24Alp PsA	1.1660	9700.0	97	49606	No
89	GOM_NL__2PRFIN20110825_111511_000000463106_00023_49606_6252.N1	25-AUG-2011 11:15:11	Bright	45.500	142	49Del Cap	2.8500	8900.0	91	49606	No
90	GOM_NL__2PRFIN20110825_111823_000000393106_00023_49606_6253.N1	25-AUG-2011 11:18:23	Bright	39.000	154	22Bet Aqr	2.8990	5700.0	78	49606	No
91	GOM_NL__2PRFIN20110825_112000_000000433106_00023_49606_6254.N1	25-AUG-2011 11:20:00	Bright	43.000	162	34Alp Aqr	2.9440	5350.0	86	49606	No
92	GOM_NL__2PRFIN20110825_112302_000000393106_00023_49606_6255.N1	25-AUG-2011 11:23:02	Bright	38.500	61	8Eps Peg	2.1000	3900.0	77	49606	No
93	GOM_NL__2PRFIN20110825_113044_000000463106_00023_49606_6256.N1	25-AUG-2011 11:30:44	Bright	46.000	164	44Eta Peg	2.9480	5400.0	92	49606	No
94	GOM_NL__2PRFIN20110825_113802_000000373106_00023_49606_6257.N1	25-AUG-2011 11:38:02	Bright	37.000	89	5Alp Cep	2.4510	8000.0	74	49606	No
95	GOM_NL__2PRFIN20110825_114131_000000463106_00023_49606_6258.N1	25-AUG-2011 11:41:31	Bright	46.000	74	11Bet Cas	2.2680	6600.0	92	49606	No
96	GOM_NL__2PRFIN20110825_114342_000000473106_00023_49606_6259.N1	25-AUG-2011 11:43:42	Bright	46.500	76	27Gam Cas	2.3000	30000.	93	49606	No
97	GOM_NL__2PRFIN20110825_115744_000000533106_00023_49606_6260.N1	25-AUG-2011 11:57:44	Bright	53.000	6	13Alp Aur	0.080000	3400.0	106	49606	No
98	GOM_NL__2PRFIN20110825_120106_000000443106_00023_49606_6261.N1	25-AUG-2011 12:01:06	Bright	43.500	107	37The Aur	2.6490	11000.	87	49606	No
99	GOM_NL__2PRFIN20110825_120552_000000543106_00023_49606_6262.N1	25-AUG-2011 12:05:52	Tw_i_and_stray	54.000	151	13Mu Gem	2.8900	3000.0	108	49606	No
100	GOM_NL__2PRFIN20110825_120733_000000473106_00023_49606_6263.N1	25-AUG-2011 12:07:33	Tw_i_and_stray	47.000	44	24Gam Gem	1.9280	11000.	94	49606	No
101	GOM_NL__2PRFIN20110825_121138_000000643106_00023_49606_6264.N1	25-AUG-2011 12:11:38	Dark	64.000	14	58Alp Ori	0.87000	3000.0	128	49606	No

102	GOM_NL__2PRFIN20110825_121517_000000423106_00023_49606_6265.N1	25-AUG-2011 12:15:17	Dark	42.000	72	34Del Ori	2.2500	30000.	84	49606	No
103	GOM_NL__2PRFIN20110825_121658_000000493106_00023_49606_6266.N1	25-AUG-2011 12:16:58	Dark	48.500	1	9Alp CMA	-1.4400	11000.	97	49606	No
104	GOM_NL__2PRFIN20110825_122022_000000533106_00023_49606_6267.N1	25-AUG-2011 12:20:22	Dark	53.000	101	11Alp Lep	2.5820	7000.0	106	49606	No
105	GOM_NL__2PRFIN20110825_123509_000000543106_00024_49607_6307.N1	25-AUG-2011 12:35:09	Dark	54.000	157	The1Eri	2.9060	9300.0	108	49607	No
106	GOM_NL__2PRFIN20110825_123754_000000453106_00024_49607_6308.N1	25-AUG-2011 12:37:54	Dark	44.500	9	Alp Eri	0.45300	24000.	89	49607	No
107	GOM_NL__2PRFIN20110825_124350_000000513106_00024_49607_6309.N1	25-AUG-2011 12:43:50	Straylight	50.500	84	Alp Phe	2.3970	4500.0	101	49607	No
108	GOM_NL__2PRFIN20110825_124543_000000443106_00024_49607_6310.N1	25-AUG-2011 12:45:43	Straylight	44.000	63	Bet Gru	2.1500	2800.0	88	49607	No
109	GOM_NL__2PRFIN20110825_125023_000000503106_00024_49607_6311.N1	25-AUG-2011 12:50:23	Straylight	49.500	18	24Alp PsA	1.1660	9700.0	99	49607	No
110	GOM_NL__2PRFIN20110825_125525_000000423106_00024_49607_6312.N1	25-AUG-2011 12:55:25	Bright	41.500	142	49Del Cap	2.8500	8900.0	83	49607	No
111	GOM_NL__2PRFIN20110825_125837_000000403106_00024_49607_6313.N1	25-AUG-2011 12:58:37	Bright	39.500	154	22Bet Aqr	2.8990	5700.0	79	49607	No
112	GOM_NL__2PRFIN20110825_130014_000000423106_00024_49607_6314.N1	25-AUG-2011 13:00:14	Bright	42.000	162	34Alp Aqr	2.9440	5350.0	84	49607	No
113	GOM_NL__2PRFIN20110825_130316_000000393106_00024_49607_6315.N1	25-AUG-2011 13:03:16	Bright	39.000	61	8Eps Peg	2.1000	3900.0	78	49607	No
114	GOM_NL__2PRFIN20110825_131057_000000483106_00024_49607_6316.N1	25-AUG-2011 13:10:57	Bright	48.000	164	44Eta Peg	2.9480	5400.0	96	49607	No
115	GOM_NL__2PRFIN20110825_131816_000000343106_00024_49607_6317.N1	25-AUG-2011 13:18:16	Bright	34.000	89	5Alp Cep	2.4510	8000.0	68	49607	No
116	GOM_NL__2PRFIN20110825_132144_000000443106_00024_49607_6318.N1	25-AUG-2011 13:21:44	Bright	44.000	74	11Bet Cas	2.2680	6600.0	88	49607	No
117	GOM_NL__2PRFIN20110825_132356_000000453106_00024_49607_6319.N1	25-AUG-2011 13:23:56	Bright	45.000	76	27Gam Cas	2.3000	30000.	90	49607	No
118	GOM_NL__2PRFIN20110825_133757_000000573106_00024_49607_6320.N1	25-AUG-2011 13:37:57	Bright	56.500	6	13Alp Aur	0.080000	3400.0	113	49607	No
119	GOM_NL__2PRFIN20110825_134120_000000443106_00024_49607_6321.N1	25-AUG-2011 13:41:20	Bright	43.500	107	37The Aur	2.6490	11000.	87	49607	No
120	GOM_NL__2PRFIN20110825_134606_000000533106_00024_49607_6322.N1	25-AUG-2011 13:46:06	Twilight	52.500	151	13Mu Gem	2.8900	3000.0	105	49607	No
121	GOM_NL__2PRFIN20110825_134747_000000493106_00024_49607_6323.N1	25-AUG-2011 13:47:47	Twilight	48.500	44	24Gam Gem	1.9280	11000.	97	49607	No
122	GOM_NL__2PRFIN20110825_135152_000000653106_00024_49607_6324.N1	25-AUG-2011 13:51:52	Dark	65.000	14	58Alp Ori	0.87000	3000.0	130	49607	No
123	GOM_NL__2PRFIN20110825_135532_000000423106_00024_49607_6325.N1	25-AUG-2011 13:55:32	Dark	42.000	72	34Del Ori	2.2500	30000.	84	49607	No
124	GOM_NL__2PRFIN20110825_135712_000000463106_00024_49607_6326.N1	25-AUG-2011 13:57:12	Dark	46.000	1	9Alp CMA	-1.4400	11000.	92	49607	No
125	GOM_NL__2PRFIN20110825_140037_000000503106_00024_49607_6327.N1	25-AUG-2011 14:00:37	Dark	49.500	101	11Alp Lep	2.5820	7000.0	99	49607	No
126	GOM_NL__2PRFIN20110825_141524_000000543106_00025_49608_6397.N1	25-AUG-2011 14:15:24	Dark	54.000	157	The1Eri	2.9060	9300.0	108	49608	No
127	GOM_NL__2PRFIN20110825_141809_000000443106_00025_49608_6398.N1	25-AUG-2011 14:18:09	Dark	43.500	9	Alp Eri	0.45300	24000.	87	49608	No
128	GOM_NL__2PRFIN20110825_142405_000000503106_00025_49608_6399.N1	25-AUG-2011 14:24:05	Straylight	49.500	84	Alp Phe	2.3970	4500.0	99	49608	No
129	GOM_NL__2PRFIN20110825_142557_000000473106_00025_49608_6400.N1	25-AUG-2011 14:25:57	Straylight	46.500	63	Bet Gru	2.1500	2800.0	93	49608	No
130	GOM_NL__2PRFIN20110825_143037_000000473106_00025_49608_6401.N1	25-AUG-2011 14:30:37	Straylight	47.000	18	24Alp PsA	1.1660	9700.0	94	49608	No
131	GOM_NL__2PRFIN20110825_143539_000000463106_00025_49608_6402.N1	25-AUG-2011 14:35:39	Bright	45.500	142	49Del Cap	2.8500	8900.0	91	49608	No
132	GOM_NL__2PRFIN20110825_143851_000000403106_00025_49608_6403.N1	25-AUG-2011 14:38:51	Bright	39.500	154	22Bet Aqr	2.8990	5700.0	79	49608	No
133	GOM_NL__2PRFIN20110825_144028_000000423106_00025_49608_6404.N1	25-AUG-2011 14:40:28	Bright	42.000	162	34Alp Aqr	2.9440	5350.0	84	49608	No
134	GOM_NL__2PRFIN20110825_144330_000000423106_00025_49608_6405.N1	25-AUG-2011 14:43:30	Bright	41.500	61	8Eps Peg	2.1000	3900.0	83	49608	No
135	GOM_NL__2PRFIN20110825_145111_000000483106_00025_49608_6406.N1	25-AUG-2011 14:51:11	Bright	48.000	164	44Eta Peg	2.9480	5400.0	96	49608	No
136	GOM_NL__2PRFIN20110825_145830_000000333106_00025_49608_6407.N1	25-AUG-2011 14:58:30	Bright	33.000	89	5Alp Cep	2.4510	8000.0	66	49608	No
137	GOM_NL__2PRFIN20110825_150158_000000453106_00025_49608_6408.N1	25-AUG-2011 15:01:58	Bright	45.000	74	11Bet Cas	2.2680	6600.0	90	49608	No
138	GOM_NL__2PRFIN20110825_150409_000000473106_00025_49608_6409.N1	25-AUG-2011 15:04:09	Bright	46.500	76	27Gam Cas	2.3000	30000.	93	49608	No
139	GOM_NL__2PRFIN20110825_151811_000000583106_00025_49608_6410.N1	25-AUG-2011 15:18:11	Bright	57.500	6	13Alp Aur	0.080000	3400.0	115	49608	No
140	GOM_NL__2PRFIN20110825_152134_000000433106_00025_49608_6411.N1	25-AUG-2011 15:21:34	Bright	43.000	107	37The Aur	2.6490	11000.	86	49608	No
141	GOM_NL__2PRFIN20110825_152620_000000543106_00025_49608_6412.N1	25-AUG-2011 15:26:20	Twilight	54.000	151	13Mu Gem	2.8900	3000.0	108	49608	No
142	GOM_NL__2PRFIN20110825_152802_000000483106_00025_49608_6413.N1	25-AUG-2011 15:28:02	Twilight	47.500	44	24Gam Gem	1.9280	11000.	95	49608	No
143	GOM_NL__2PRFIN20110825_153207_000000613106_00025_49608_6414.N1	25-AUG-2011 15:32:07	Dark	61.000	14	58Alp Ori	0.87000	3000.0	122	49608	No
144	GOM_NL__2PRFIN20110825_153547_000000333106_00025_49608_6415.N1	25-AUG-2011 15:35:47	Dark	33.000	72	34Del Ori	2.2500	30000.	66	49608	No
145	GOM_NL__2PRFIN20110825_153727_000000493106_00025_49608_6416.N1	25-AUG-2011 15:37:27	Dark	48.500	1	9Alp CMA	-1.4400	11000.	97	49608	No
146	GOM_NL__2PRFIN20110825_154052_000000513106_00025_49608_6417.N1	25-AUG-2011 15:40:52	Dark	51.000	101	11Alp Lep	2.5820	7000.0	102	49608	No
147	GOM_NL__2PRFIN20110825_155539_000000543106_00026_49609_6456.N1	25-AUG-2011 15:55:39	Dark	54.000	157	The1Eri	2.9060	9300.0	108	49609	No
148	GOM_NL__2PRFIN20110825_155823_000000433106_00026_49609_6457.N1	25-AUG-2011 15:58:23	Dark	42.500	9	Alp Eri	0.45300	24000.	85	49609	No
149	GOM_NL__2PRFIN20110825_160419_000000543106_00026_49609_6458.N1	25-AUG-2011 16:04:19	Straylight	54.000	84	Alp Phe	2.3970	4500.0	108	49609	No
150	GOM_NL__2PRFIN20110825_160611_000000503106_00026_49609_6459.N1	25-AUG-2011 16:06:11	Straylight	50.000	63	Bet Gru	2.1500	2800.0	100	49609	No
151	GOM_NL__2PRFIN20110825_161051_000000503106_00026_49609_6460.N1	25-AUG-2011 16:10:51	Straylight	49.500	18	24Alp PsA	1.1660	9700.0	99	49609	No
152	GOM_NL__2PRFIN20110825_161553_000000443106_00026_49609_6461.N1	25-AUG-2011 16:15:53	Bright	44.000	142	49Del Cap	2.8500	8900.0	88	49609	No
153	GOM_NL__2PRFIN20110825_161905_000000403106_00026_49609_6462.N1	25-AUG-2011 16:19:05	Bright	39.500	154	22Bet Aqr	2.8990	5700.0	79	49609	No
154	GOM_NL__2PRFIN20110825_162042_000000433106_00026_49609_6463.N1	25-AUG-2011 16:20:42	Bright	42.500	162	34Alp Aqr	2.9440	5350.0	85	49609	No
155	GOM_NL__2PRFIN20110825_162344_000000423106_00026_49609_6464.N1	25-AUG-2011 16:23:44	Bright	41.500	61	8Eps Peg	2.1000	3900.0	83	49609	No
156	GOM_NL__2PRFIN20110825_163124_000000473106_00026_49609_6465.N1	25-AUG-2011 16:31:24	Bright	47.000	164	44Eta Peg	2.9480	5400.0	94	49609	No
157	GOM_NL__2PRFIN20110825_163843_000000383106_00026_49609_6466.N1	25-AUG-2011 16:38:43	Bright	38.000	89	5Alp Cep	2.4510	8000.0	76	49609	No
158	GOM_NL__2PRFIN20110825_164211_000000453106_00026_49609_6467.N1	25-AUG-2011 16:42:11	Bright	44.500	74	11Bet Cas	2.2680	6600.0	89	49609	No
159	GOM_NL__2PRFIN20110825_164422_000000473106_00026_49609_6468.N1	25-AUG-2011 16:44:22	Bright	47.000	76	27Gam Cas	2.3000	30000.	94	49609	No
160	GOM_NL__2PRFIN20110825_165825_000000553106_00026_49609_6469.N1	25-AUG-2011 16:58:25	Bright	55.000	6	13Alp Aur	0.080000	3400.0	110	49609	No

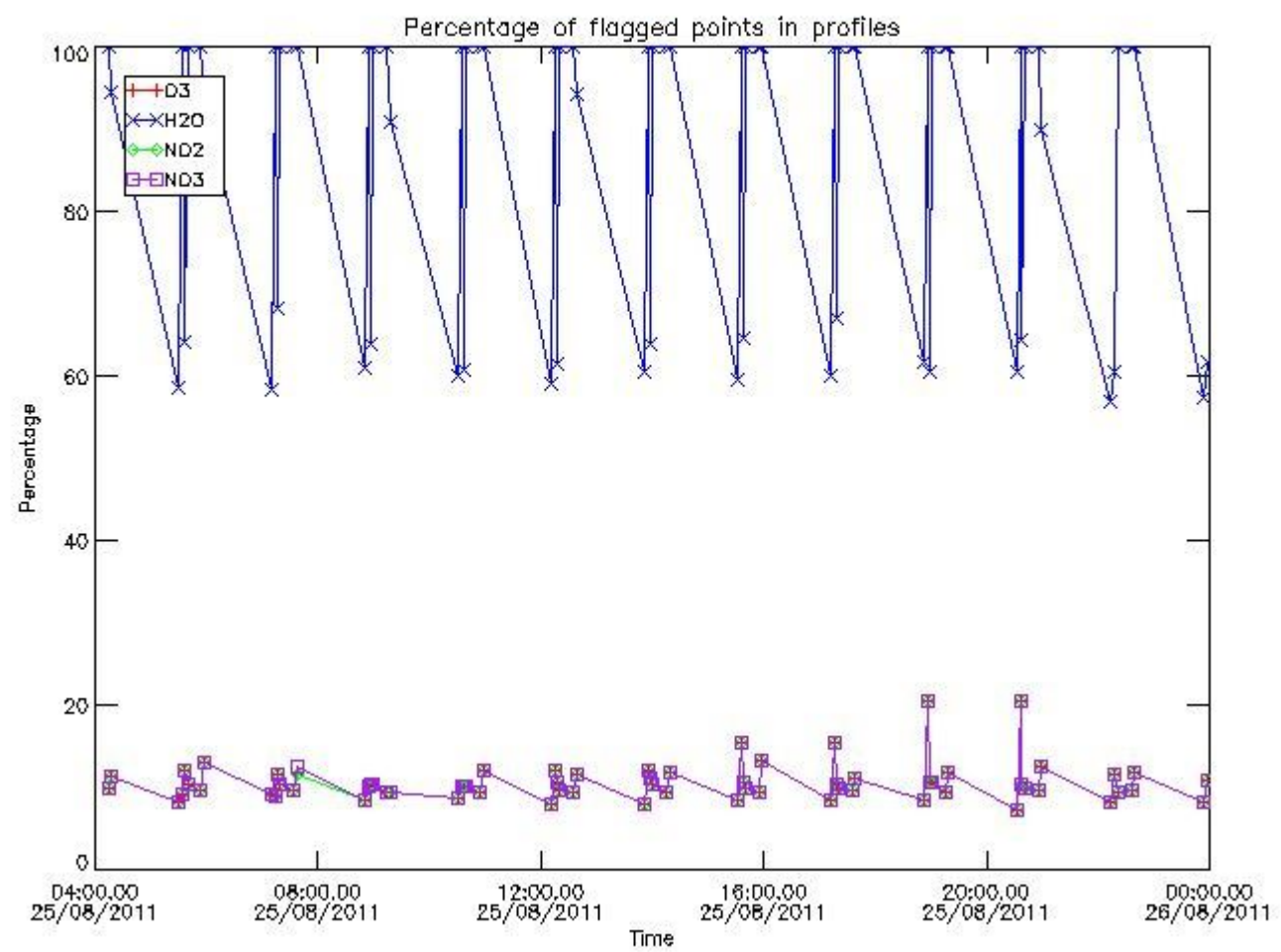
161	GOM_NL__2PRFIN20110825_170148_000000443106_00026_49609_6470.N1	25-AUG-2011 17:01:48	Bright	43.500	107	37The Aur	2.6490	11000.	87	49609	No
162	GOM_NL__2PRFIN20110825_170635_000000533106_00026_49609_6471.N1	25-AUG-2011 17:06:35	Twilight	53.000	151	13Mu Gem	2.8900	3000.0	106	49609	No
163	GOM_NL__2PRFIN20110825_170816_000000473106_00026_49609_6472.N1	25-AUG-2011 17:08:16	Twilight	47.000	44	24Gam Gem	1.9280	11000.	94	49609	No
164	GOM_NL__2PRFIN20110825_171221_000000613106_00026_49609_6473.N1	25-AUG-2011 17:12:21	Dark	60.500	14	58Alp Ori	0.87000	3000.0	121	49609	No
165	GOM_NL__2PRFIN20110825_171602_000000333106_00026_49609_6474.N1	25-AUG-2011 17:16:02	Dark	33.000	72	34Del Ori	2.2500	30000.	66	49609	No
166	GOM_NL__2PRFIN20110825_171741_000000493106_00026_49609_6475.N1	25-AUG-2011 17:17:41	Dark	49.000	1	9Alp CMA	-1.4400	11000.	98	49609	No
167	GOM_NL__2PRFIN20110825_172107_000000523106_00026_49609_6476.N1	25-AUG-2011 17:21:07	Dark	51.500	101	11Alp Lep	2.5820	7000.0	103	49609	No
168	GOM_NL__2PRFIN20110825_173554_000000533106_00027_49610_6503.N1	25-AUG-2011 17:35:54	Dark	53.000	157	The1Eri	2.9060	9300.0	106	49610	No
169	GOM_NL__2PRFIN20110825_173838_000000463106_00027_49610_6504.N1	25-AUG-2011 17:38:38	Dark	45.500	9	Alp Eri	0.45300	24000.	91	49610	No
170	GOM_NL__2PRFIN20110825_174434_000000493106_00027_49610_6505.N1	25-AUG-2011 17:44:34	Straylight	49.000	84	Alp Phe	2.3970	4500.0	98	49610	No
171	GOM_NL__2PRFIN20110825_174625_000000513106_00027_49610_6506.N1	25-AUG-2011 17:46:25	Straylight	50.500	63	Bet Gru	2.1500	2800.0	101	49610	No
172	GOM_NL__2PRFIN20110825_175106_000000503106_00027_49610_6507.N1	25-AUG-2011 17:51:06	Straylight	49.500	18	24Alp PsA	1.1660	9700.0	99	49610	No
173	GOM_NL__2PRFIN20110825_175607_000000523106_00027_49610_6508.N1	25-AUG-2011 17:56:07	Bright	51.500	142	49Del Cap	2.8500	8900.0	103	49610	No
174	GOM_NL__2PRFIN20110825_175919_000000403106_00027_49610_6509.N1	25-AUG-2011 17:59:19	Bright	39.500	154	22Bet Aqr	2.8990	5700.0	79	49610	No
175	GOM_NL__2PRFIN20110825_180056_000000433106_00027_49610_6510.N1	25-AUG-2011 18:00:56	Bright	43.000	162	34Alp Aqr	2.9440	5350.0	86	49610	No
176	GOM_NL__2PRFIN20110825_180357_000000403106_00027_49610_6511.N1	25-AUG-2011 18:03:57	Bright	40.000	61	8Eps Peg	2.1000	3900.0	80	49610	No
177	GOM_NL__2PRFIN20110825_181138_000000463106_00027_49610_6512.N1	25-AUG-2011 18:11:38	Bright	45.500	164	44Eta Peg	2.9480	5400.0	91	49610	No
178	GOM_NL__2PRFIN20110825_181857_000000383106_00027_49610_6513.N1	25-AUG-2011 18:18:57	Bright	38.000	89	5Alp Cep	2.4510	8000.0	76	49610	No
179	GOM_NL__2PRFIN20110825_182224_000000473106_00027_49610_6514.N1	25-AUG-2011 18:22:24	Bright	47.000	74	11Bet Cas	2.2680	6600.0	94	49610	No
180	GOM_NL__2PRFIN20110825_182436_000000483106_00027_49610_6515.N1	25-AUG-2011 18:24:36	Bright	47.500	76	27Gam Cas	2.3000	30000.	95	49610	No
181	GOM_NL__2PRFIN20110825_183839_000000543106_00027_49610_6516.N1	25-AUG-2011 18:38:39	Bright	53.500	6	13Alp Aur	0.080000	3400.0	107	49610	No
182	GOM_NL__2PRFIN20110825_184202_000000453106_00027_49610_6517.N1	25-AUG-2011 18:42:02	Bright	44.500	107	37The Aur	2.6490	11000.	89	49610	No
183	GOM_NL__2PRFIN20110825_184649_000000543106_00027_49610_6518.N1	25-AUG-2011 18:46:49	Twilight	54.000	151	13Mu Gem	2.8900	3000.0	108	49610	No
184	GOM_NL__2PRFIN20110825_184830_000000473106_00027_49610_6519.N1	25-AUG-2011 18:48:30	Twilight	47.000	44	24Gam Gem	1.9280	11000.	94	49610	No
185	GOM_NL__2PRFIN20110825_185236_000000663106_00027_49610_6520.N1	25-AUG-2011 18:52:36	Dark	65.500	14	58Alp Ori	0.87000	3000.0	131	49610	No
186	GOM_NL__2PRFIN20110825_185617_000000253106_00027_49610_6521.N1	25-AUG-2011 18:56:17	Dark	25.000	72	34Del Ori	2.2500	30000.	50	49610	No
187	GOM_NL__2PRFIN20110825_185756_000000493106_00027_49610_6522.N1	25-AUG-2011 18:57:56	Dark	48.500	1	9Alp CMA	-1.4400	11000.	97	49610	No
188	GOM_NL__2PRFIN20110825_190122_000000493106_00027_49610_6523.N1	25-AUG-2011 19:01:22	Dark	48.500	101	11Alp Lep	2.5820	7000.0	97	49610	No
189	GOM_NL__2PRFIN20110825_191609_000000543106_00028_49611_6519.N1	25-AUG-2011 19:16:09	Dark	54.000	157	The1Eri	2.9060	9300.0	108	49611	No
190	GOM_NL__2PRFIN20110825_191853_000000443106_00028_49611_6520.N1	25-AUG-2011 19:18:53	Dark	43.500	9	Alp Eri	0.45300	24000.	87	49611	No
191	GOM_NL__2PRFIN20110825_192449_000000553106_00028_49611_6521.N1	25-AUG-2011 19:24:49	Straylight	55.000	84	Alp Phe	2.3970	4500.0	110	49611	No
192	GOM_NL__2PRFIN20110825_192640_000000483106_00028_49611_6522.N1	25-AUG-2011 19:26:40	Straylight	47.500	63	Bet Gru	2.1500	2800.0	95	49611	No
193	GOM_NL__2PRFIN20110825_193120_000000523106_00028_49611_6523.N1	25-AUG-2011 19:31:20	Straylight	51.500	18	24Alp PsA	1.1660	9700.0	103	49611	No
194	GOM_NL__2PRFIN20110825_193621_000000453106_00028_49611_6524.N1	25-AUG-2011 19:36:21	Bright	45.000	142	49Del Cap	2.8500	8900.0	90	49611	No
195	GOM_NL__2PRFIN20110825_193933_000000393106_00028_49611_6525.N1	25-AUG-2011 19:39:33	Bright	38.500	154	22Bet Aqr	2.8990	5700.0	77	49611	No
196	GOM_NL__2PRFIN20110825_194110_000000423106_00028_49611_6526.N1	25-AUG-2011 19:41:10	Bright	42.000	162	34Alp Aqr	2.9440	5350.0	84	49611	No
197	GOM_NL__2PRFIN20110825_194411_000000403106_00028_49611_6527.N1	25-AUG-2011 19:44:11	Bright	40.000	61	8Eps Peg	2.1000	3900.0	80	49611	No
198	GOM_NL__2PRFIN20110825_195151_000000463106_00028_49611_6528.N1	25-AUG-2011 19:51:51	Bright	46.000	164	44Eta Peg	2.9480	5400.0	92	49611	No
199	GOM_NL__2PRFIN20110825_195911_000000383106_00028_49611_6529.N1	25-AUG-2011 19:59:11	Bright	37.500	89	5Alp Cep	2.4510	8000.0	75	49611	No
200	GOM_NL__2PRFIN20110825_200238_000000473106_00028_49611_6530.N1	25-AUG-2011 20:02:38	Bright	46.500	74	11Bet Cas	2.2680	6600.0	93	49611	No
201	GOM_NL__2PRFIN20110825_200449_000000493106_00028_49611_6531.N1	25-AUG-2011 20:04:49	Bright	48.500	76	27Gam Cas	2.3000	30000.	97	49611	No
202	GOM_NL__2PRFIN20110825_201853_000000563106_00028_49611_6532.N1	25-AUG-2011 20:18:53	Bright	55.500	6	13Alp Aur	0.080000	3400.0	111	49611	No
203	GOM_NL__2PRFIN20110825_202216_000000433106_00028_49611_6533.N1	25-AUG-2011 20:22:16	Bright	42.500	107	37The Aur	2.6490	11000.	85	49611	No
204	GOM_NL__2PRFIN20110825_202703_000000533106_00028_49611_6534.N1	25-AUG-2011 20:27:03	Twilight	52.500	151	13Mu Gem	2.8900	3000.0	105	49611	No
205	GOM_NL__2PRFIN20110825_202844_000000463106_00028_49611_6535.N1	25-AUG-2011 20:28:44	Twilight	45.500	44	24Gam Gem	1.9280	11000.	91	49611	No
206	GOM_NL__2PRFIN20110825_203251_000000703106_00028_49611_6536.N1	25-AUG-2011 20:32:51	Dark	70.000	14	58Alp Ori	0.87000	3000.0	140	49611	No
207	GOM_NL__2PRFIN20110825_203632_000000253106_00028_49611_6537.N1	25-AUG-2011 20:36:32	Dark	25.000	72	34Del Ori	2.2500	30000.	50	49611	No
208	GOM_NL__2PRFIN20110825_203810_000000503106_00028_49611_6538.N1	25-AUG-2011 20:38:10	Dark	49.500	1	9Alp CMA	-1.4400	11000.	99	49611	No
209	GOM_NL__2PRFIN20110825_204136_000000523106_00028_49611_6539.N1	25-AUG-2011 20:41:36	Dark	52.000	101	11Alp Lep	2.5820	7000.0	104	49611	No
210	GOM_NL__2PRFIN20110825_205625_000000533106_00029_49612_6622.N1	25-AUG-2011 20:56:25	Dark	53.000	157	The1Eri	2.9060	9300.0	106	49612	No
211	GOM_NL__2PRFIN20110825_205907_000000453106_00029_49612_6623.N1	25-AUG-2011 20:59:07	Dark	45.000	9	Alp Eri	0.45300	24000.	90	49612	No
212	GOM_NL__2PRFIN20110825_210503_000000483106_00029_49612_6624.N1	25-AUG-2011 21:05:03	Straylight	48.000	84	Alp Phe	2.3970	4500.0	96	49612	No
213	GOM_NL__2PRFIN20110825_210654_000000543106_00029_49612_6625.N1	25-AUG-2011 21:06:54	Straylight	54.000	63	Bet Gru	2.1500	2800.0	108	49612	No
214	GOM_NL__2PRFIN20110825_211134_000000473106_00029_49612_6626.N1	25-AUG-2011 21:11:34	Straylight	46.500	18	24Alp PsA	1.1660	9700.0	93	49612	No
215	GOM_NL__2PRFIN20110825_211635_000000463106_00029_49612_6627.N1	25-AUG-2011 21:16:35	Bright	45.500	142	49Del Cap	2.8500	8900.0	91	49612	No
216	GOM_NL__2PRFIN20110825_211947_000000403106_00029_49612_6628.N1	25-AUG-2011 21:19:47	Bright	40.000	154	22Bet Aqr	2.8990	5700.0	80	49612	No
217	GOM_NL__2PRFIN20110825_212124_000000433106_00029_49612_6629.N1	25-AUG-2011 21:21:24	Bright	42.500	162	34Alp Aqr	2.9440	5350.0	85	49612	No
218	GOM_NL__2PRFIN20110825_212425_000000423106_00029_49612_6630.N1	25-AUG-2011 21:24:25	Bright	41.500	61	8Eps Peg	2.1000	3900.0	83	49612	No
219	GOM_NL__2PRFIN20110825_213204_000000453106_00029_49612_6631.N1	25-AUG-2011 21:32:04	Bright	45.000	164	44Eta Peg	2.9480	5400.0	90	49612	No

220	GOM_NL__2PRFIN20110825_213925_000000373106_00029_49612_6632.N1	25-AUG-2011 21:39:25	Bright	37.000	89	5Alp Cep	2.4510	8000.0	74	49612	No
221	GOM_NL__2PRFIN20110825_214251_000000453106_00029_49612_6633.N1	25-AUG-2011 21:42:51	Bright	45.000	74	11Bet Cas	2.2680	6600.0	90	49612	No
222	GOM_NL__2PRFIN20110825_214502_000000473106_00029_49612_6634.N1	25-AUG-2011 21:45:02	Bright	47.000	76	27Gam Cas	2.3000	30000.	94	49612	No
223	GOM_NL__2PRFIN20110825_215906_000000543106_00029_49612_6635.N1	25-AUG-2011 21:59:06	Bright	54.000	6	13Alp Aur	0.080000	3400.0	108	49612	No
224	GOM_NL__2PRFIN20110825_220230_000000453106_00029_49612_6636.N1	25-AUG-2011 22:02:30	Bright	44.500	107	37The Aur	2.6490	11000.	89	49612	No
225	GOM_NL__2PRFIN20110825_220717_000000483106_00029_49612_6637.N1	25-AUG-2011 22:07:17	Twilight	48.000	151	13Mu Gem	2.8900	3000.0	96	49612	No
226	GOM_NL__2PRFIN20110825_220859_000000483106_00029_49612_6638.N1	25-AUG-2011 22:08:59	Twilight	48.000	44	24Gam Gem	1.9280	11000.	96	49612	No
227	GOM_NL__2PRFIN20110825_221305_000000633106_00029_49612_6639.N1	25-AUG-2011 22:13:05	Dark	62.500	14	58Alp Ori	0.87000	3000.0	125	49612	No
228	GOM_NL__2PRFIN20110825_221825_000000493106_00029_49612_6640.N1	25-AUG-2011 22:18:25	Dark	48.500	1	9Alp CMa	-1.4400	11000.	97	49612	No
229	GOM_NL__2PRFIN20110825_222151_000000553106_00029_49612_6641.N1	25-AUG-2011 22:21:51	Dark	54.500	101	11Alp Lep	2.5820	7000.0	109	49612	No
230	GOM_NL__2PRFIN20110825_223640_000000533106_00030_49613_6732.N1	25-AUG-2011 22:36:40	Dark	52.500	157	The1Eri	2.9060	9300.0	105	49613	No
231	GOM_NL__2PRFIN20110825_223922_000000443106_00030_49613_6733.N1	25-AUG-2011 22:39:22	Dark	43.500	9	Alp Eri	0.45300	24000.	87	49613	No
232	GOM_NL__2PRFIN20110825_224518_000000503106_00030_49613_6734.N1	25-AUG-2011 22:45:18	Straylight	49.500	84	Alp Phe	2.3970	4500.0	99	49613	No
233	GOM_NL__2PRFIN20110825_224708_000000453106_00030_49613_6735.N1	25-AUG-2011 22:47:08	Straylight	44.500	63	Bet Gru	2.1500	2800.0	89	49613	No
234	GOM_NL__2PRFIN20110825_225148_000000533106_00030_49613_6736.N1	25-AUG-2011 22:51:48	Straylight	52.500	18	24Alp PsA	1.1660	9700.0	105	49613	No
235	GOM_NL__2PRFIN20110825_225649_000000473106_00030_49613_6737.N1	25-AUG-2011 22:56:49	Bright	46.500	142	49Del Cap	2.8500	8900.0	93	49613	No
236	GOM_NL__2PRFIN20110825_230001_000000393106_00030_49613_6738.N1	25-AUG-2011 23:00:01	Bright	39.000	154	22Bet Aqr	2.8990	5700.0	78	49613	No
237	GOM_NL__2PRFIN20110825_230137_000000423106_00030_49613_6739.N1	25-AUG-2011 23:01:37	Bright	42.000	162	34Alp Aqr	2.9440	5350.0	84	49613	No
238	GOM_NL__2PRFIN20110825_230439_000000403106_00030_49613_6740.N1	25-AUG-2011 23:04:39	Bright	40.000	61	8Eps Peg	2.1000	3900.0	80	49613	No
239	GOM_NL__2PRFIN20110825_231217_000000473106_00030_49613_6741.N1	25-AUG-2011 23:12:17	Bright	46.500	164	44Eta Peg	2.9480	5400.0	93	49613	No
240	GOM_NL__2PRFIN20110825_231939_000000353106_00030_49613_6742.N1	25-AUG-2011 23:19:39	Bright	35.000	89	5Alp Cep	2.4510	8000.0	70	49613	No
241	GOM_NL__2PRFIN20110825_232304_000000473106_00030_49613_6743.N1	25-AUG-2011 23:23:04	Bright	46.500	74	11Bet Cas	2.2680	6600.0	93	49613	No
242	GOM_NL__2PRFIN20110825_232515_000000493106_00030_49613_6744.N1	25-AUG-2011 23:25:15	Bright	49.000	76	27Gam Cas	2.3000	30000.	98	49613	No
243	GOM_NL__2PRFIN20110825_233920_000000563106_00030_49613_6745.N1	25-AUG-2011 23:39:20	Bright	56.000	6	13Alp Aur	0.080000	3400.0	112	49613	No
244	GOM_NL__2PRFIN20110825_234244_000000443106_00030_49613_6746.N1	25-AUG-2011 23:42:44	Bright	44.000	107	37The Aur	2.6490	11000.	88	49613	No
245	GOM_NL__2PRFIN20110825_234732_000000543106_00030_49613_6747.N1	25-AUG-2011 23:47:32	Twilight	53.500	151	13Mu Gem	2.8900	3000.0	107	49613	No
246	GOM_NL__2PRFIN20110825_234913_000000453106_00030_49613_6748.N1	25-AUG-2011 23:49:13	Twilight	45.000	44	24Gam Gem	1.9280	11000.	90	49613	No
247	GOM_NL__2PRFIN20110825_235320_000000623106_00030_49613_6749.N1	25-AUG-2011 23:53:20	Dark	61.500	14	58Alp Ori	0.87000	3000.0	123	49613	No
248	GOM_NL__2PRFIN20110825_235839_000000483106_00030_49613_6750.N1	25-AUG-2011 23:58:39	Dark	47.500	1	9Alp CMa	-1.4400	11000.	95	49613	No

3. Quality information per product


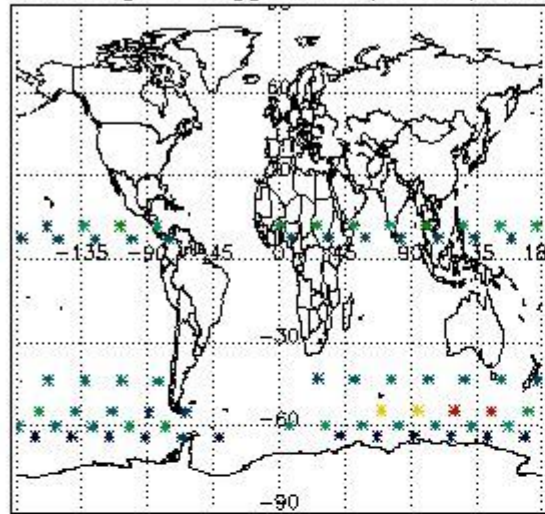
In this section it is plotted some information contained in the Quality Summary data set of the level 2 products. Only products in dark limb conditions and without errors (error flag in the MPH set to "0") are used.

3.1 Plot quality information per product (time dependant)

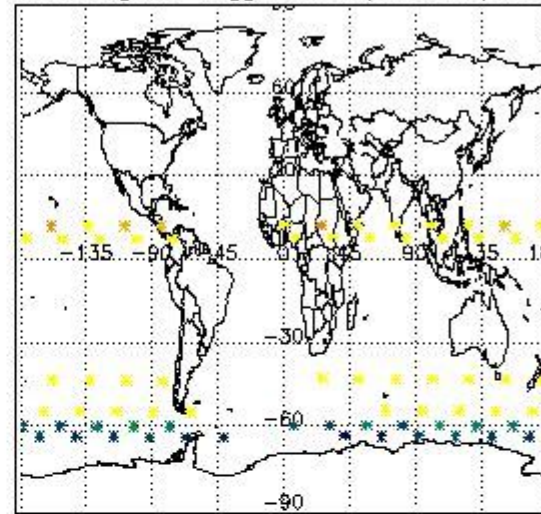


3.2 Plot quality information per product (world map)


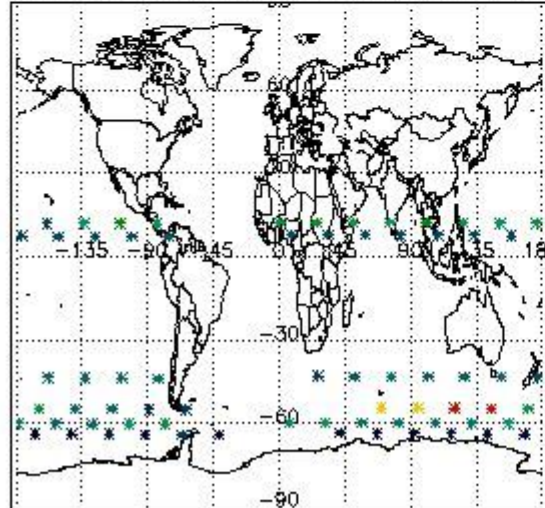
Percentage of flagged data per O3 profile



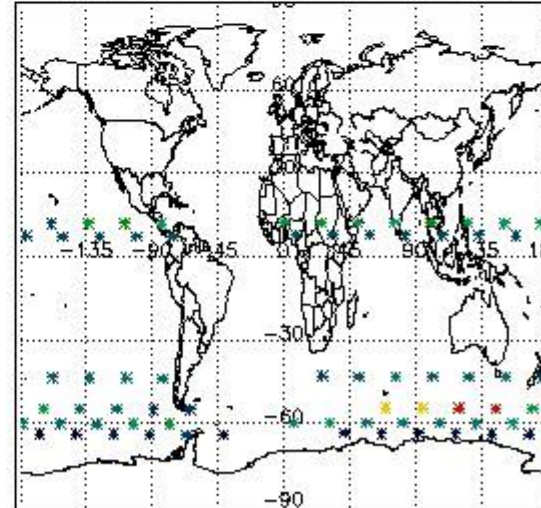
Percentage of flagged data per H2O profile



Percentage of flagged data per NO2 profile



Percentage of flagged data per NO3 profile

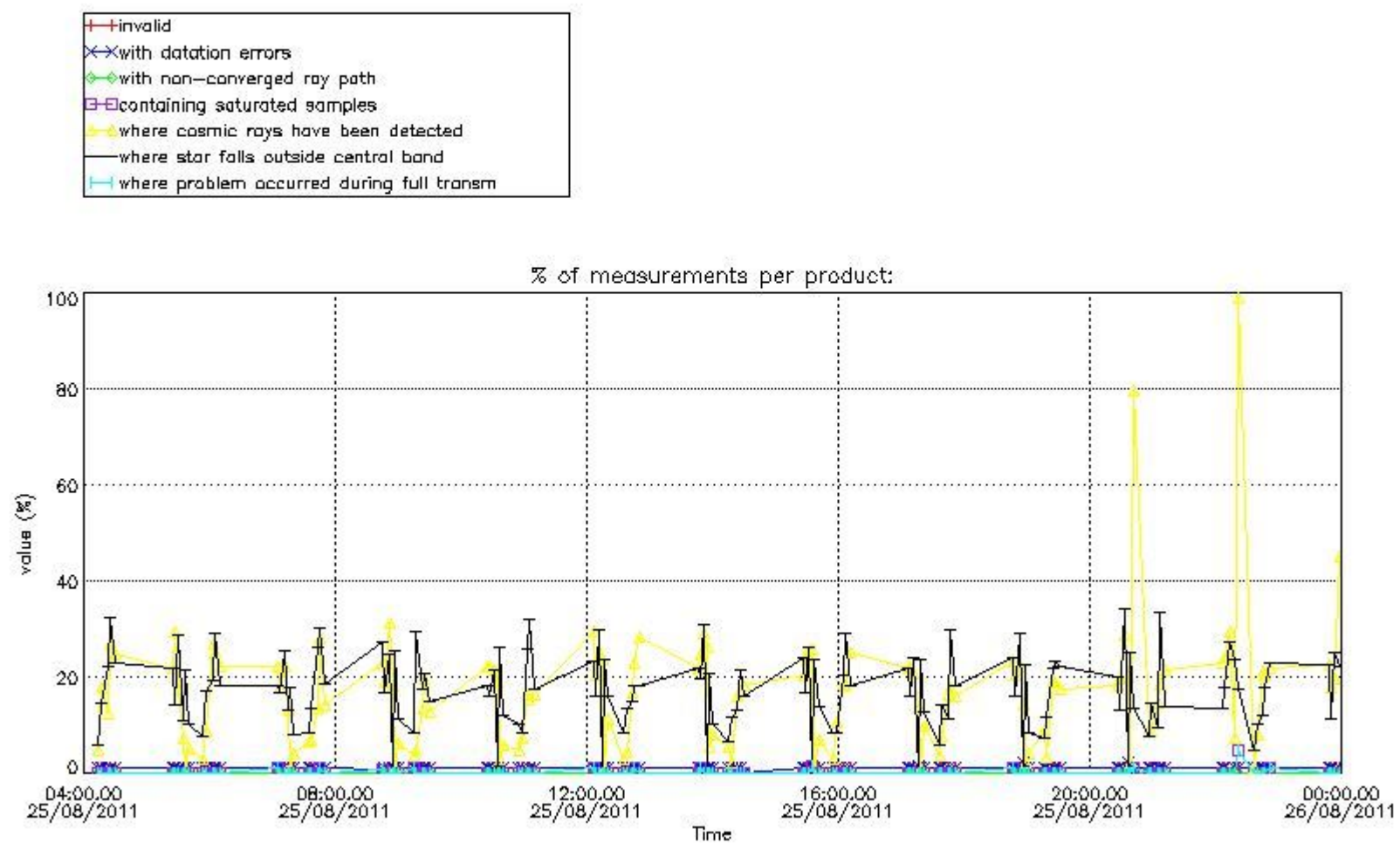


4. Level 1 quality information per product

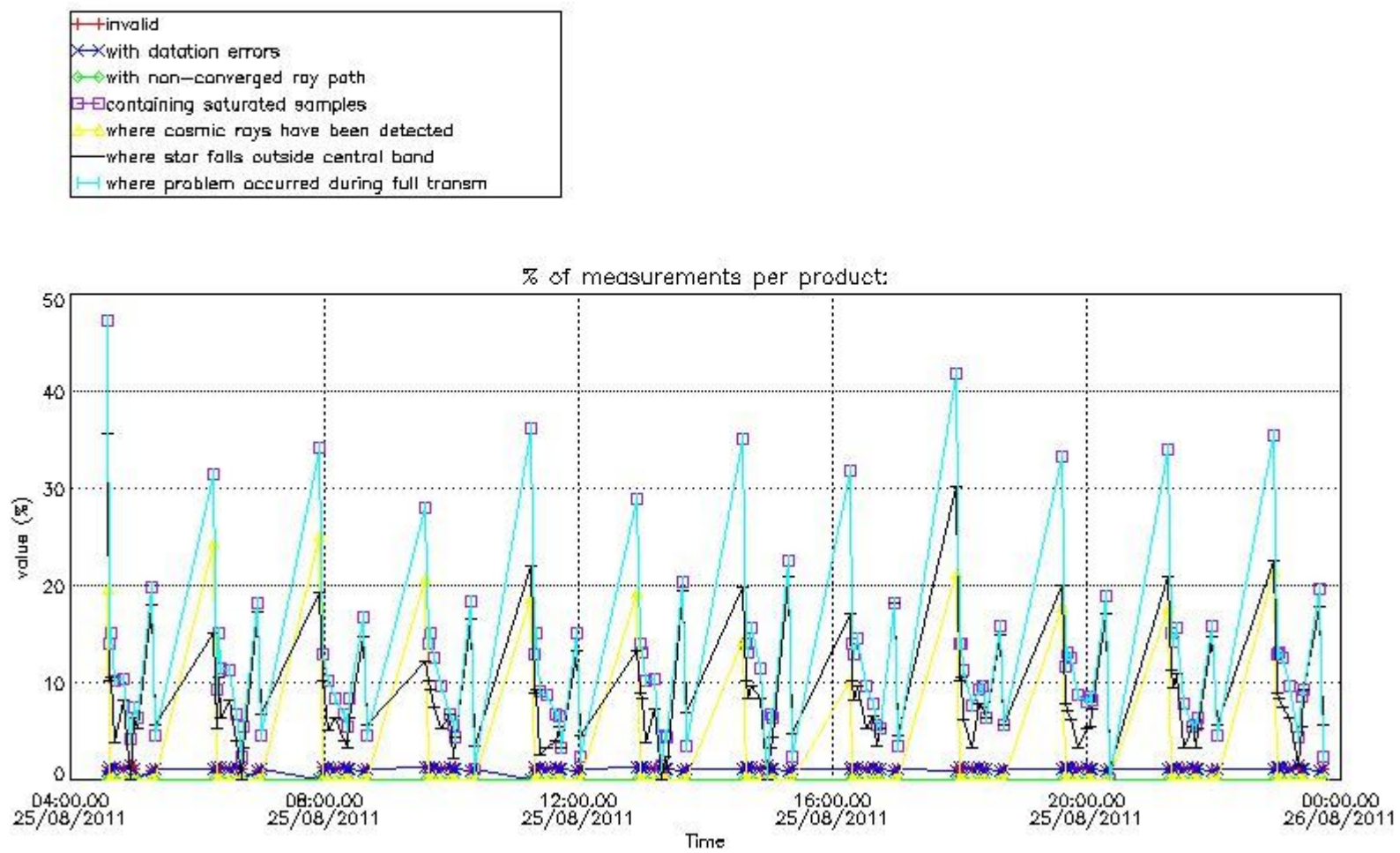
In this section it is plotted some information contained in the Quality Summary data set of the level 2 products that comes from the level 1b processing. Products without errors (error flag in the MPH set to "0") are used.

4.1 Plot quality information per product (time dependant) coming from level 1b processing

4.1.1 Plot level 1 quality information per product (time dependant): ENVISAT ASCENDING passes

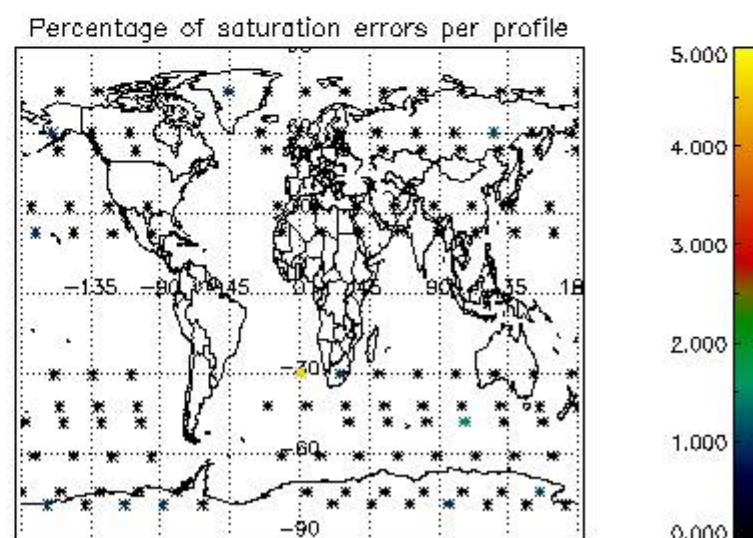
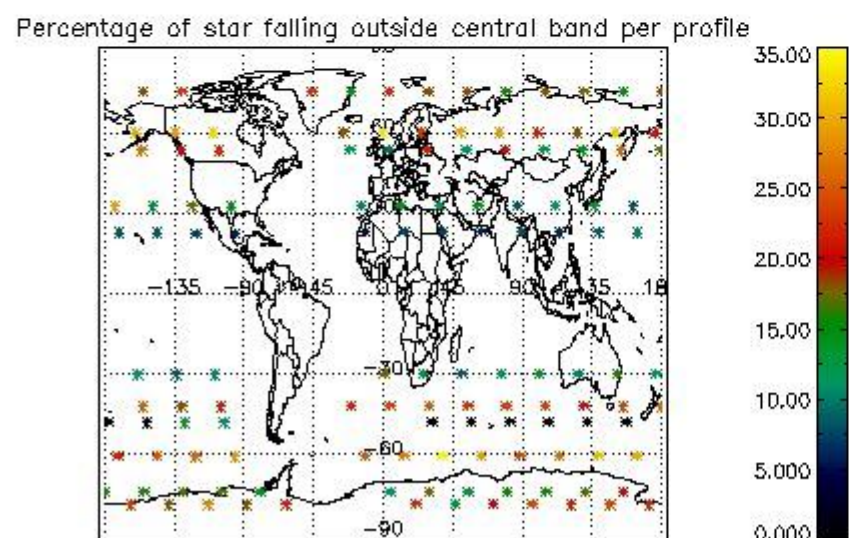
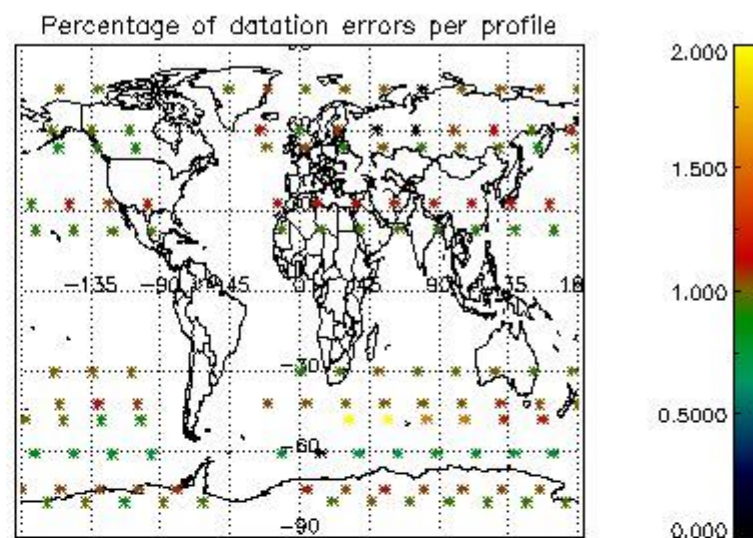
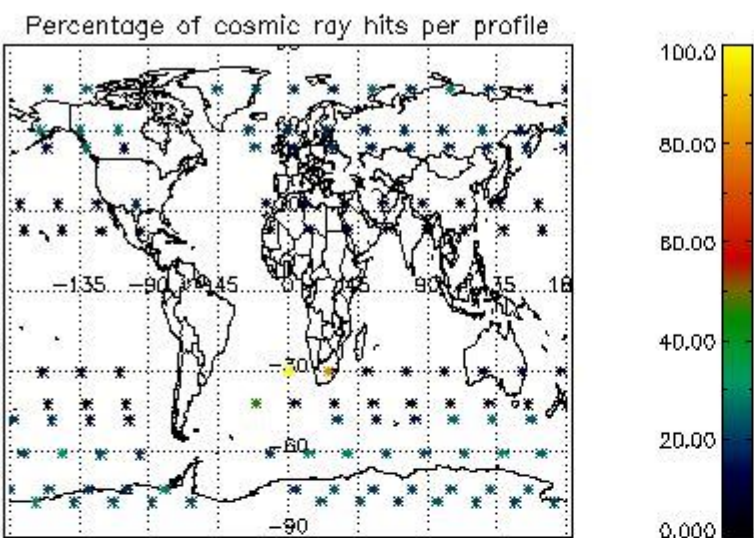


4.1.2 Plot level 1 quality information per product (time dependant): ENVI SAT DESCENDING passes

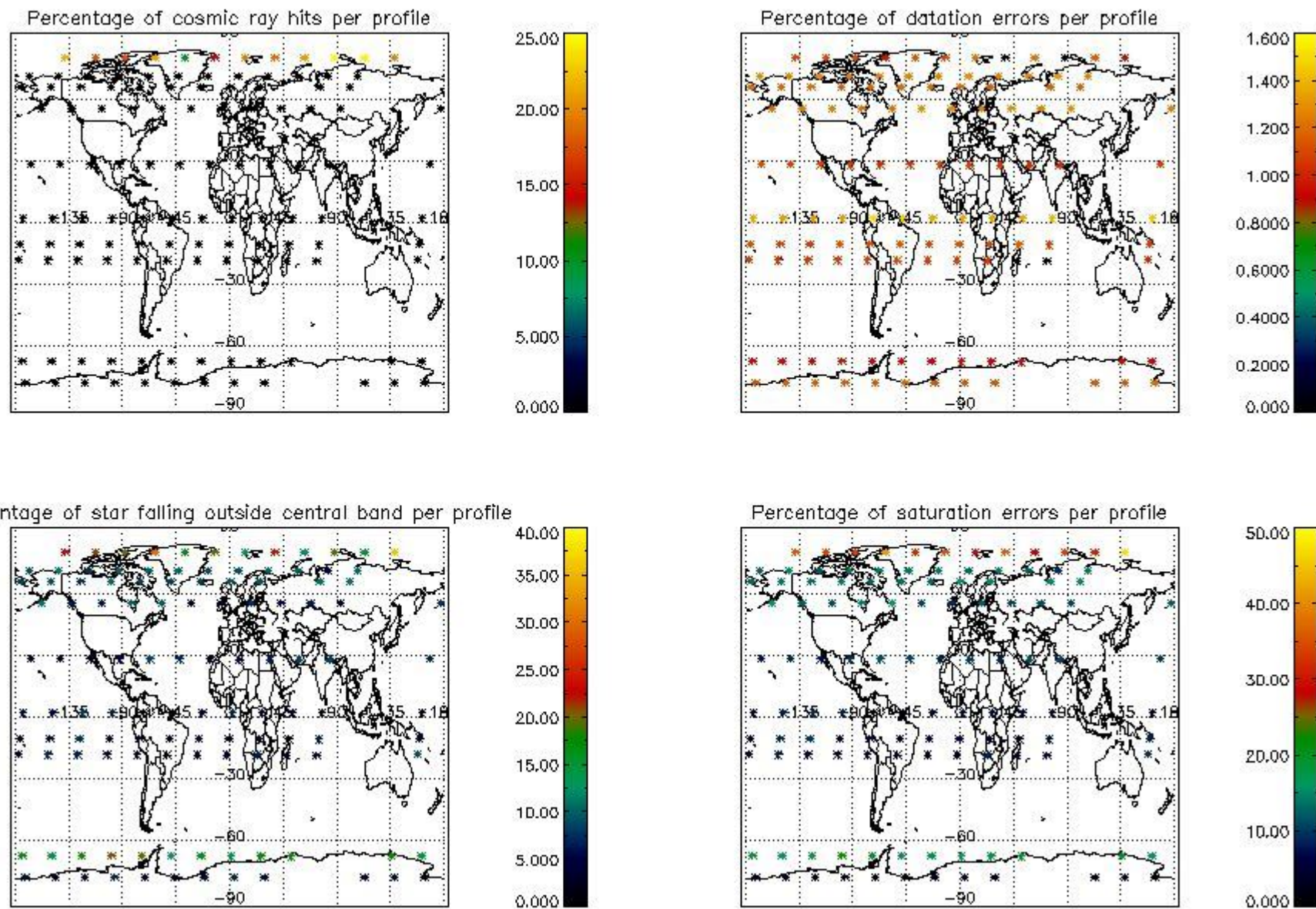


4.2 Plot quality information per product coming from level 1b processing (world map)

4.2.1 Plot level 1 quality information per product (world map): ENVISAT ASCENDING passes



4.2.2 Plot level 1 quality information per product (world map): ENVISAT DESCENDING passes



5. Trace gas profiles

5.1 Ozone statistics based on quality of products

The final quality of the products can be "measured" using the STD (Standard Deviation) attached to every point profile. This information is written to the parameter GOM_NL__2P/NL_LOCAL_SPECIES_DENSITY/o3_std of the level 2 products. The table below shows the statistics for given STD ranges.

The statistics are given with respect to the overall valid production:

- Products without fatal errors: GOM_NL__2P/MPH/PRODUCT_ERR=0
- Valid point profile: GOM_NL__2P/NL_LOCAL_SPECIES_DENSITY/pcd(0)=0

The 'Criteria' is applied to valid points of dark limb products:

- Products in dark limb illumination condition: GOM_NL__2P/NL_SUMMARY_QUALITY/obs_ill_cond=0
- Products without fatal errors: GOM_NL__2P/MPH/PRODUCT_ERR=0
- Valid point profile: GOM_NL__2P/NL_LOCAL_SPECIES_DENSITY/pcd(0)=0

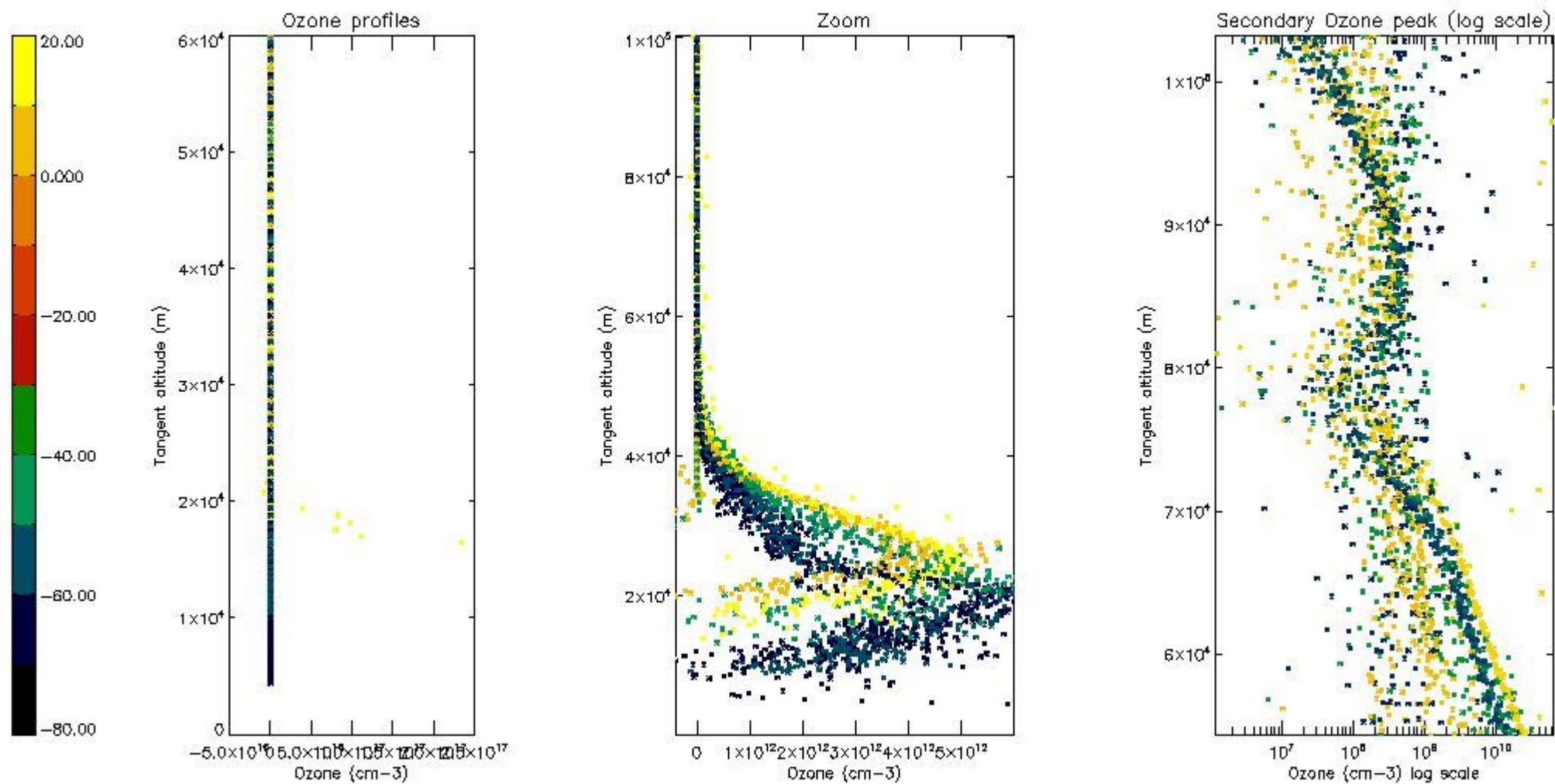
So, the table below shows the percentage of dark limb and valid observations for each criteria with respect to the overall valid daily observations.

Criteria	% of total production
All STD	31
STD < 20	15

STD < 10	12
STD < 5	8

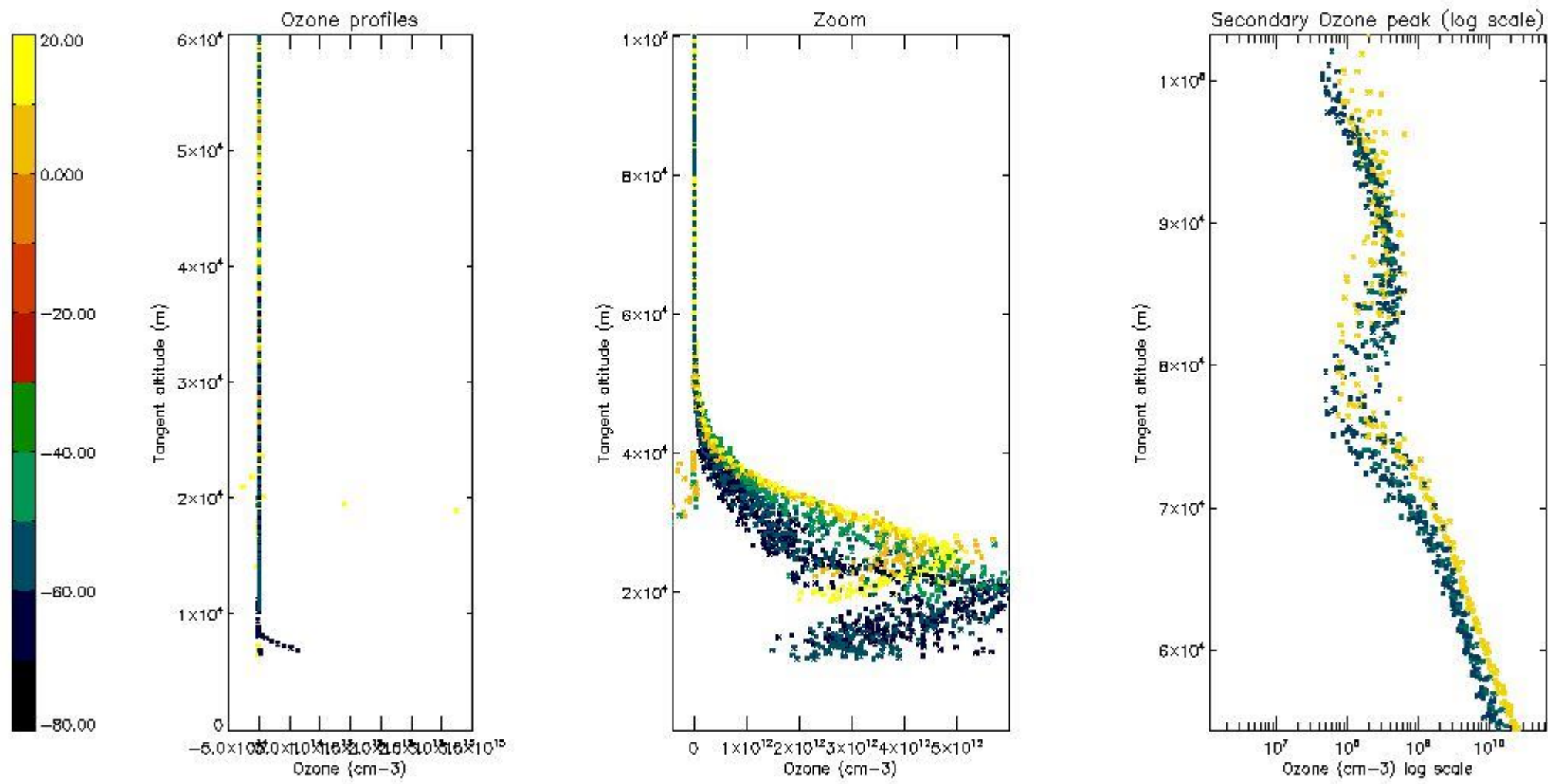
5.2 Plot ozone profiles for all STD (dark without errors)

The colorbar represents the latitude.



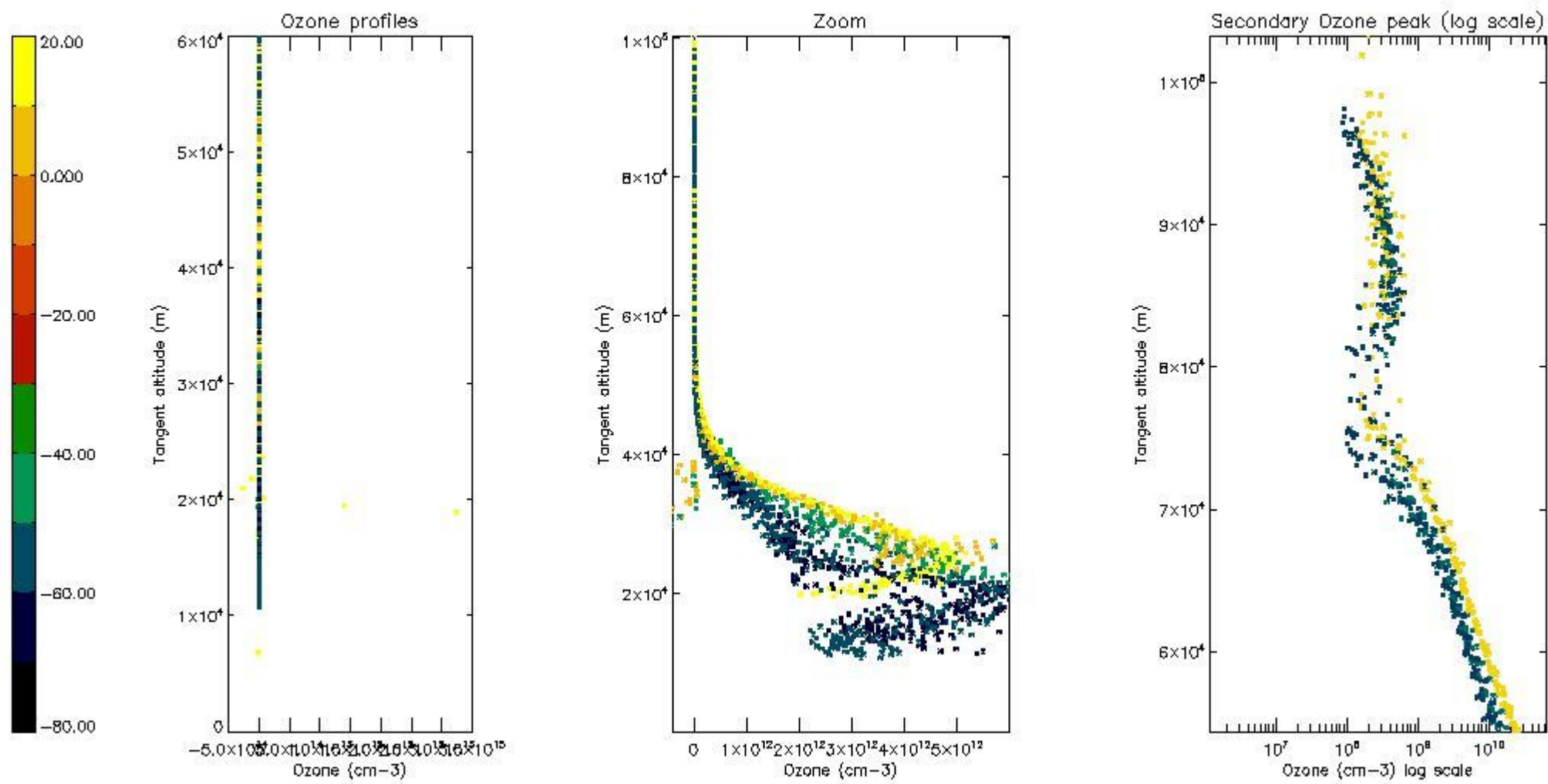
5.3 Plot ozone profiles where STD < 20% (dark without errors)

The colorbar represents the latitude.



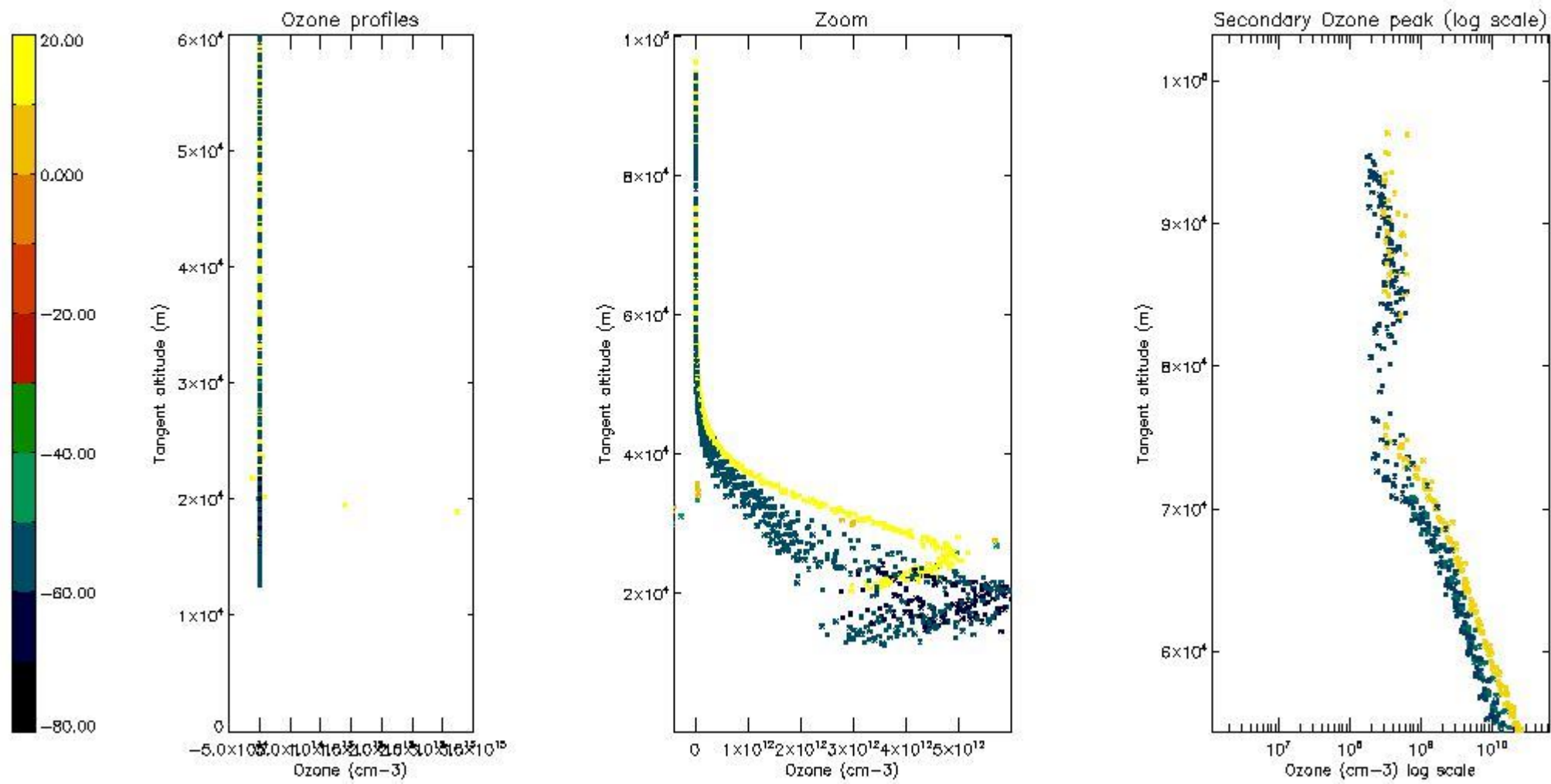
5.4 Plot ozone profiles where STD < 10% (dark without errors)

The colorbar represents the latitude.



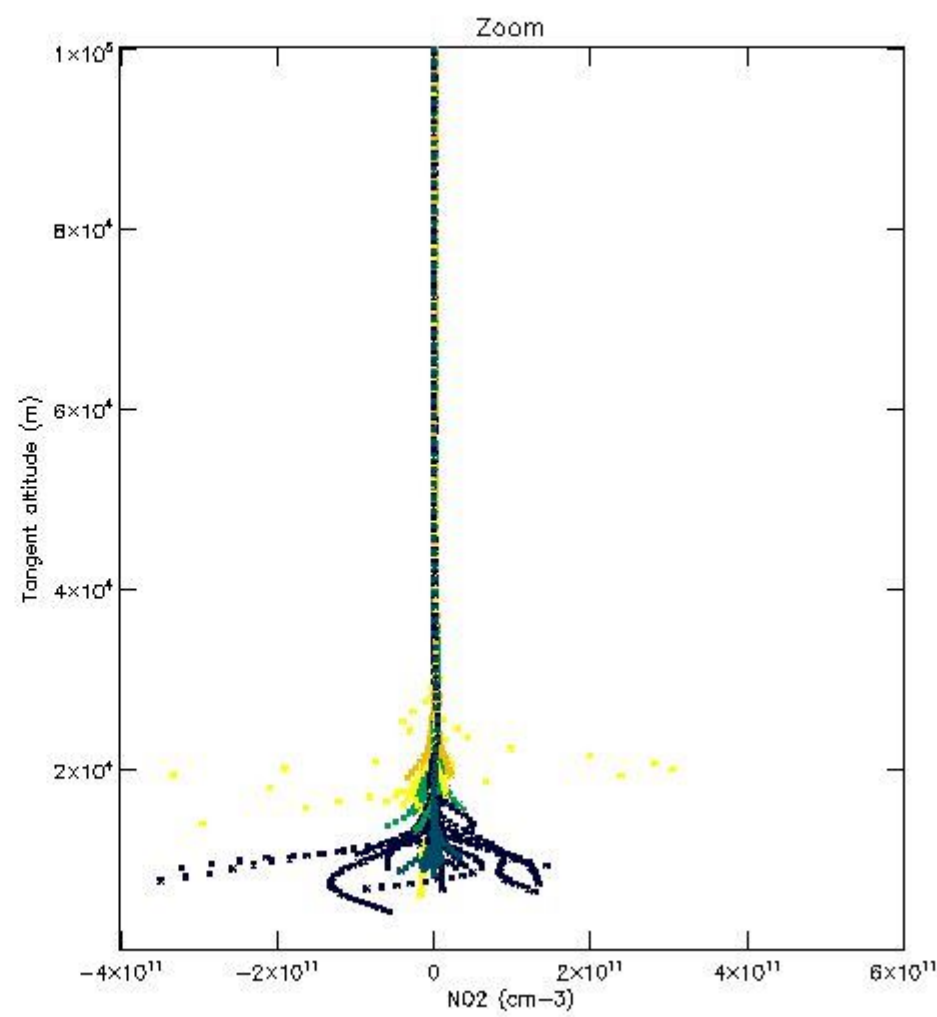
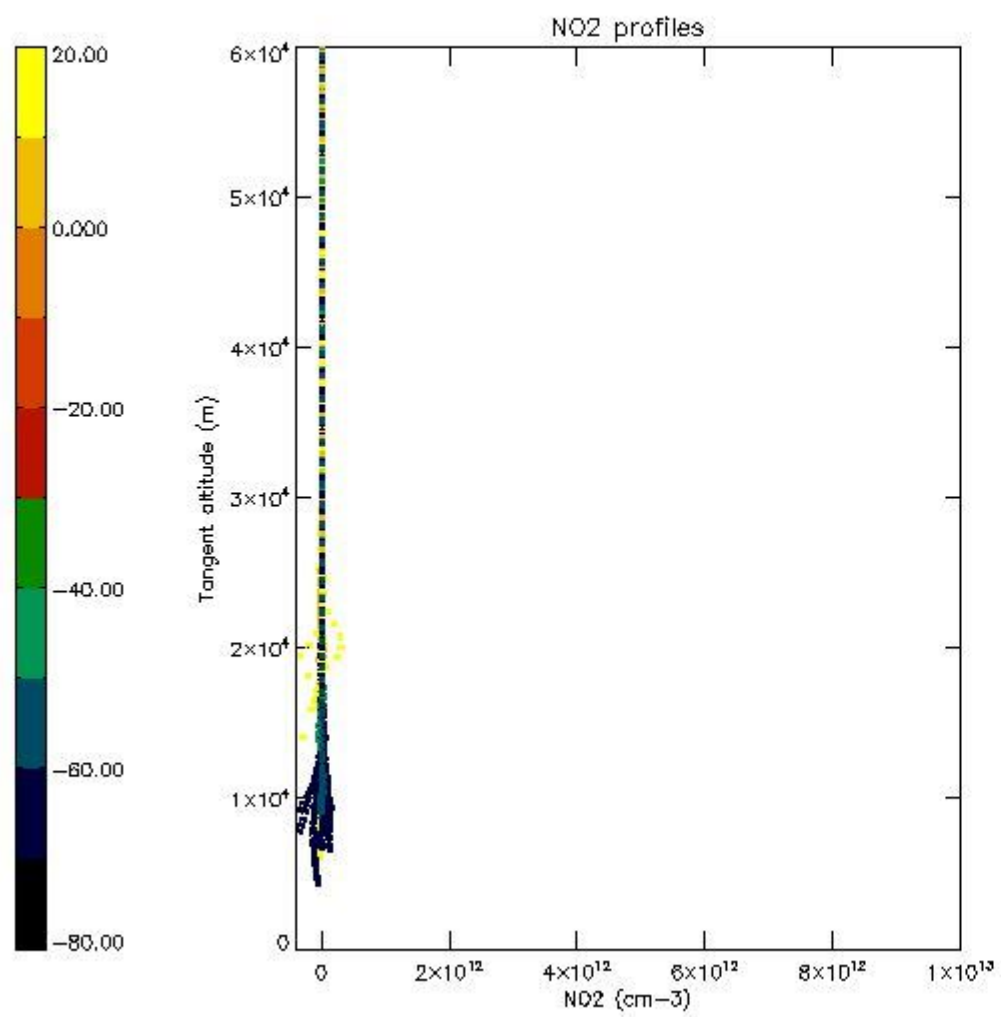
5.5 Plot ozone profiles where $STD < 5\%$ (dark without errors)

The colorbar represents the latitude.



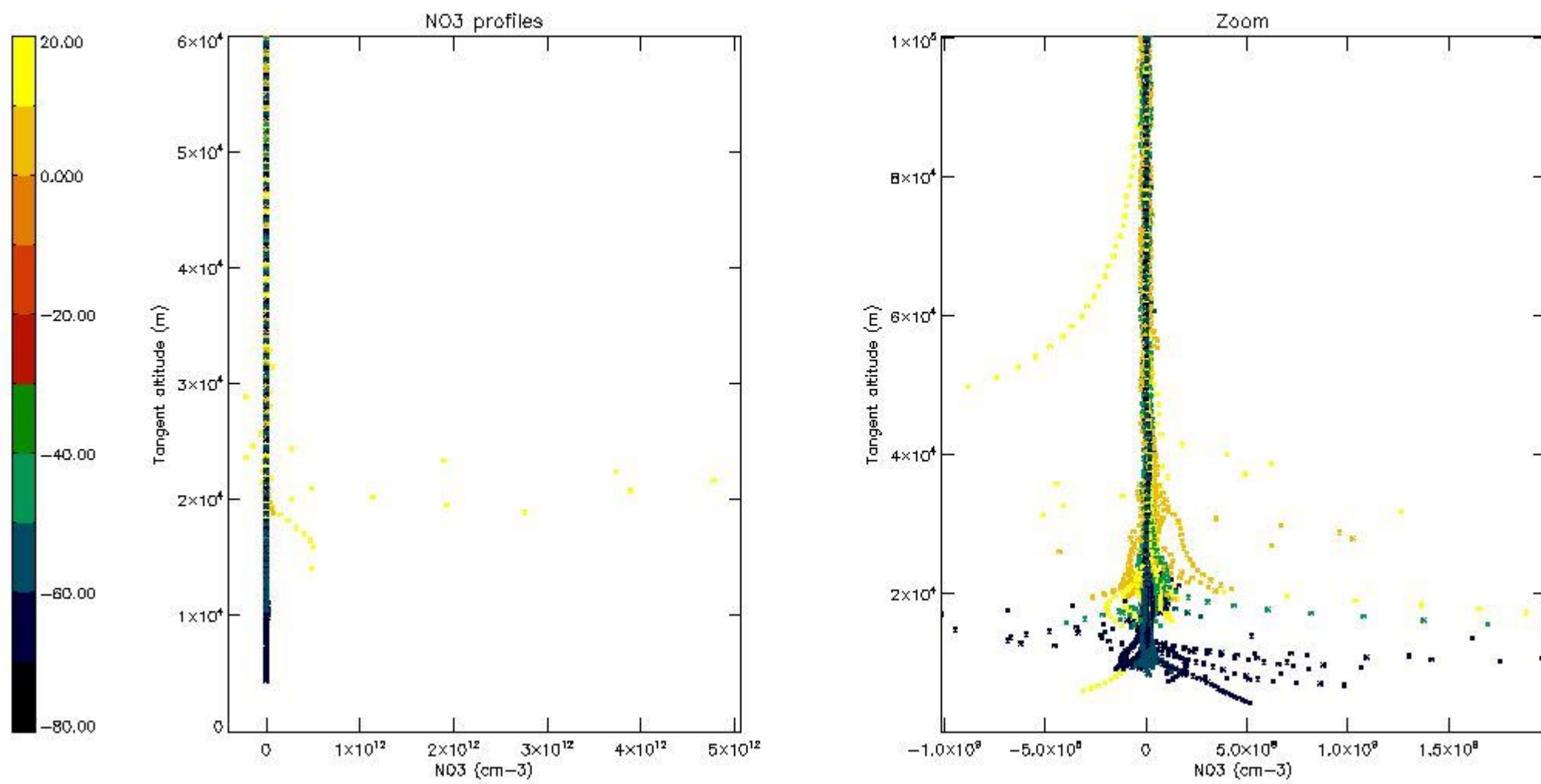
5.6 Plot NO₂ profiles for all STD (dark without errors)

The colorbar represents the latitude.



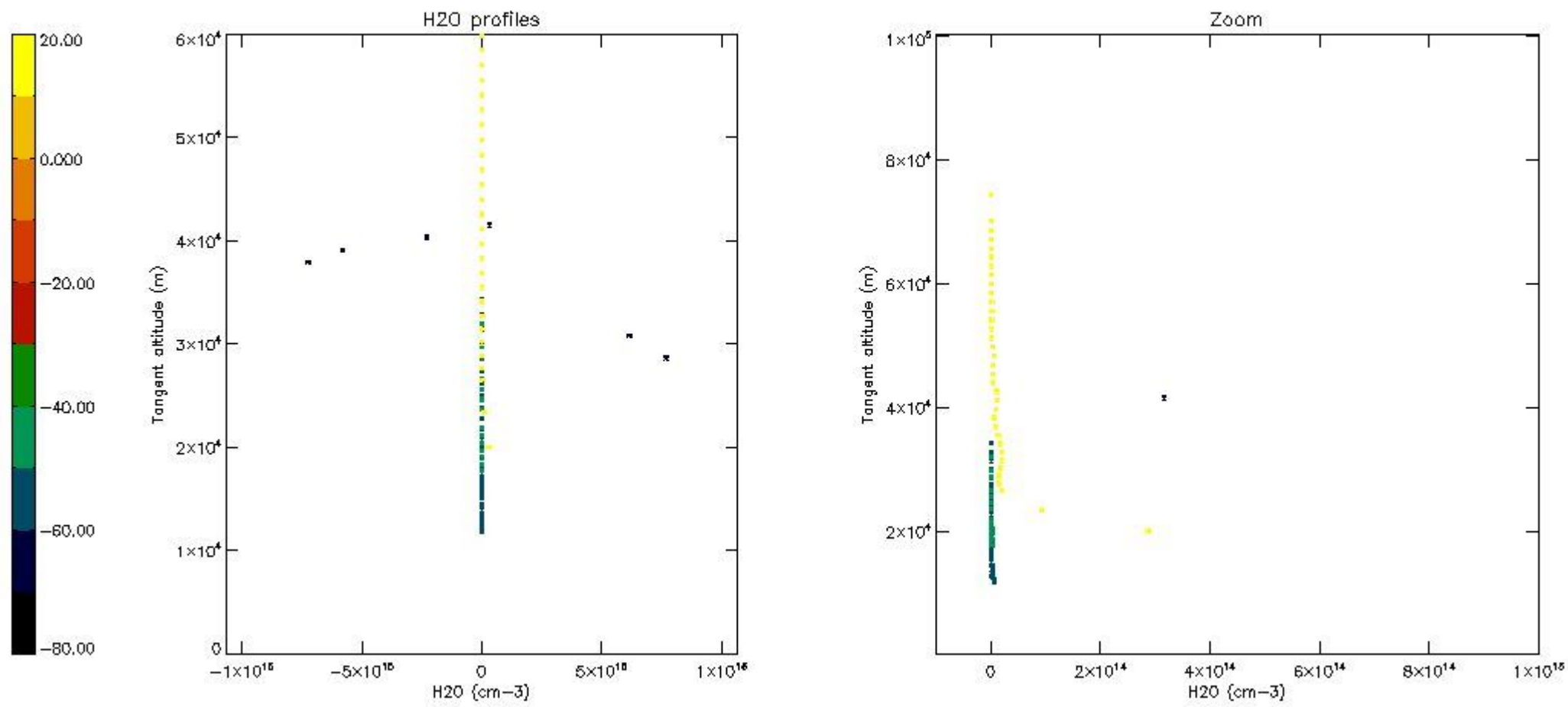
5.7 Plot NO3 profiles for all STD (dark without errors)

The colorbar represents the latitude.



5.8 Plot H2O profiles for all STD (only for occultations of stars 1,2,3,4,13,14,16,26,63 dark without errors)

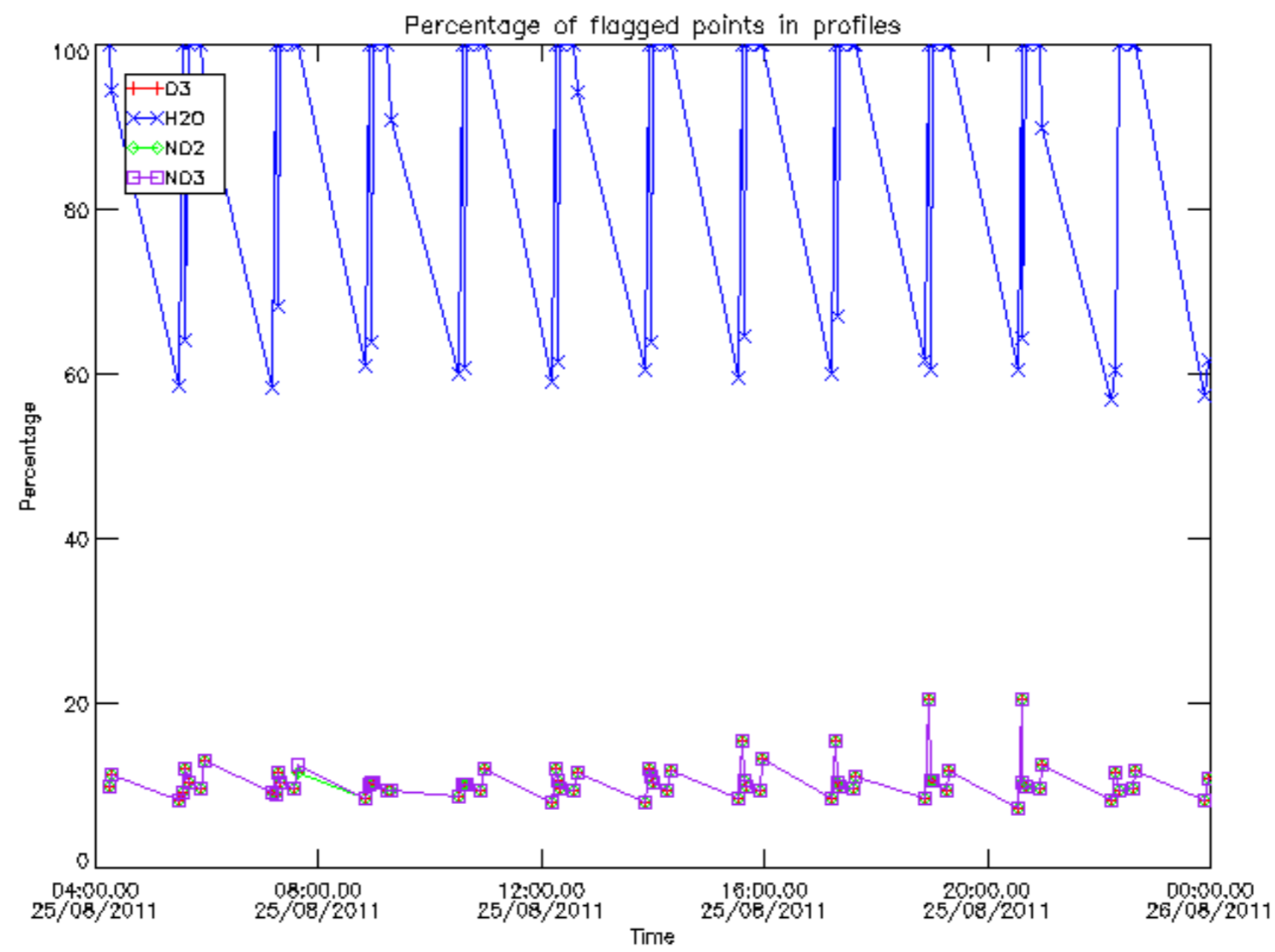
The colorbar represents the latitude.



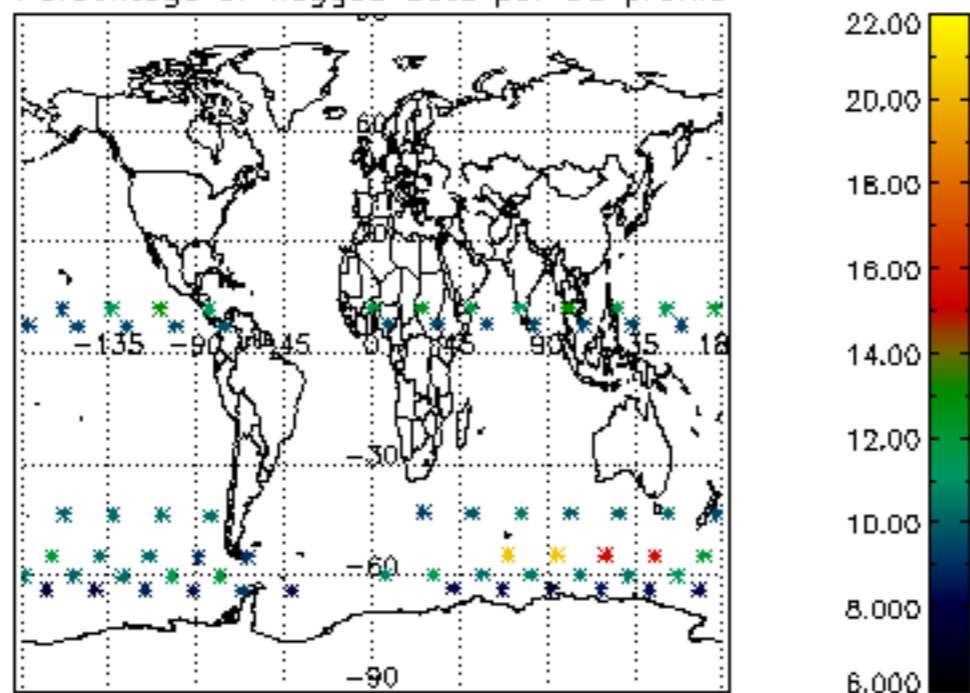
6. Auxiliary Data Files used for the production reported in section 2

The number reported in the third column indicates since which file (see list in section 2) the corresponding auxiliary file has been used. The fourth column is the date of those product files.

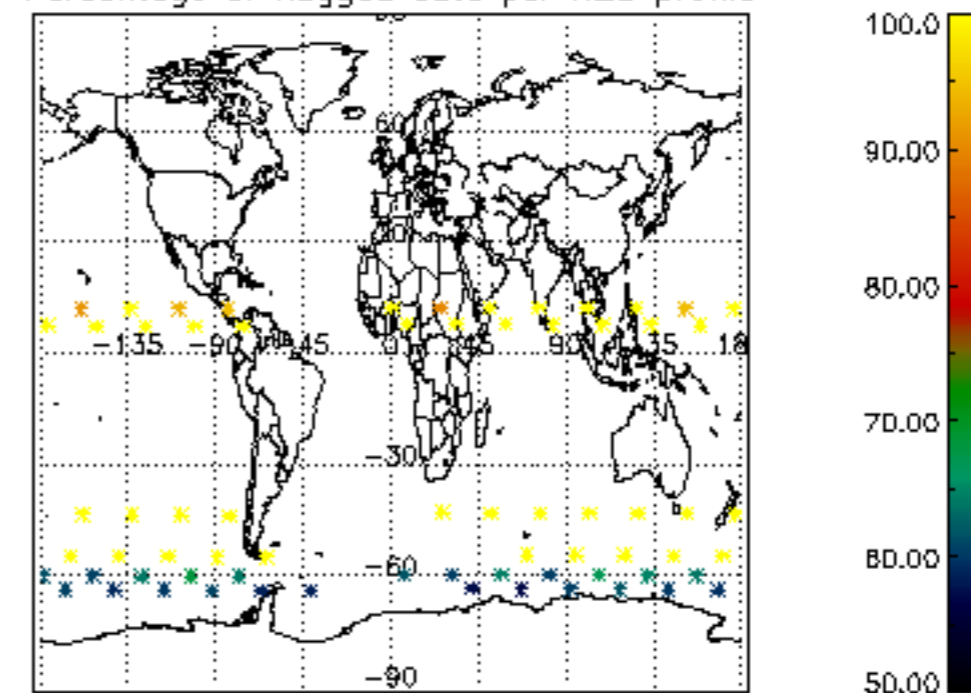
Type	Auxiliary Filename	Used since product	Used since product date
INST_PHYS_CHARACTERISTICS	GOM_INS_AXVIEC20091111_143220_20030716_120000_20500101_000000	1	25-AUG-2011 04:13:53
LEVEL-2_PROC_CONFIG	GOM_PR2_AXVIEC20091111_152718_20020301_000000_20500101_000000	1	25-AUG-2011 04:13:53
CROSS_SECTIONS_FILE	GOM_CRS_AXVIEC20091111_154832_20020301_000000_20500101_000000	1	25-AUG-2011 04:13:53



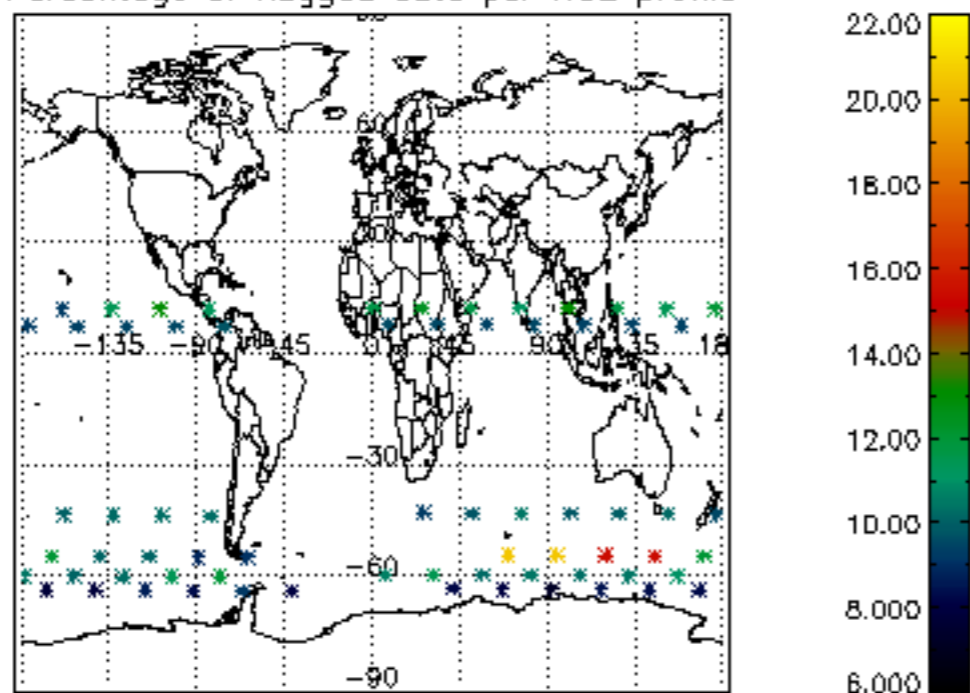
Percentage of flagged data per D3 profile



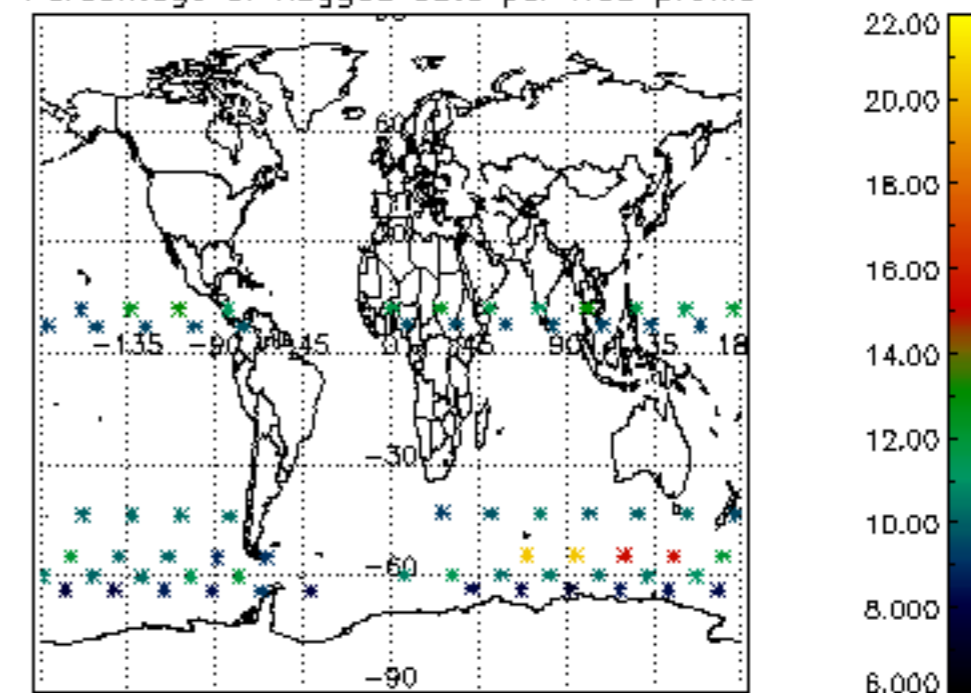
Percentage of flagged data per H2O profile

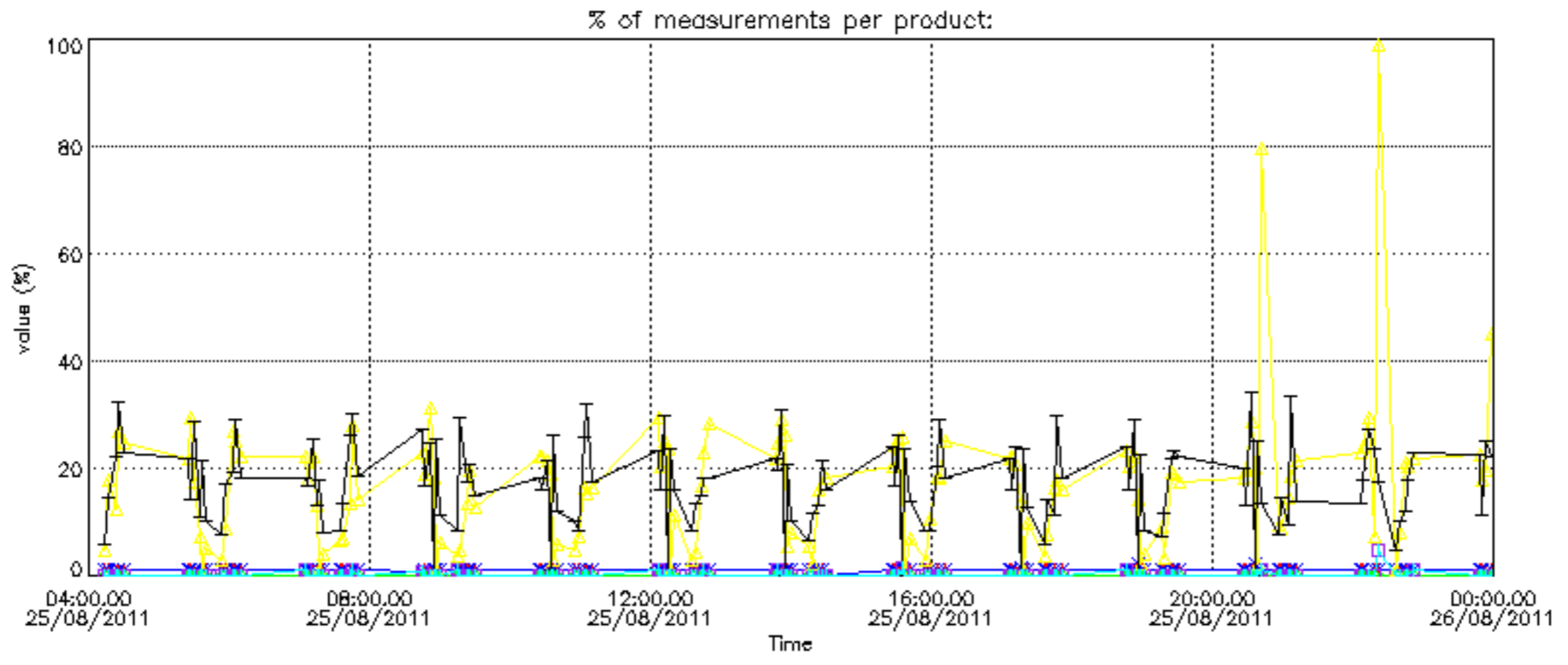


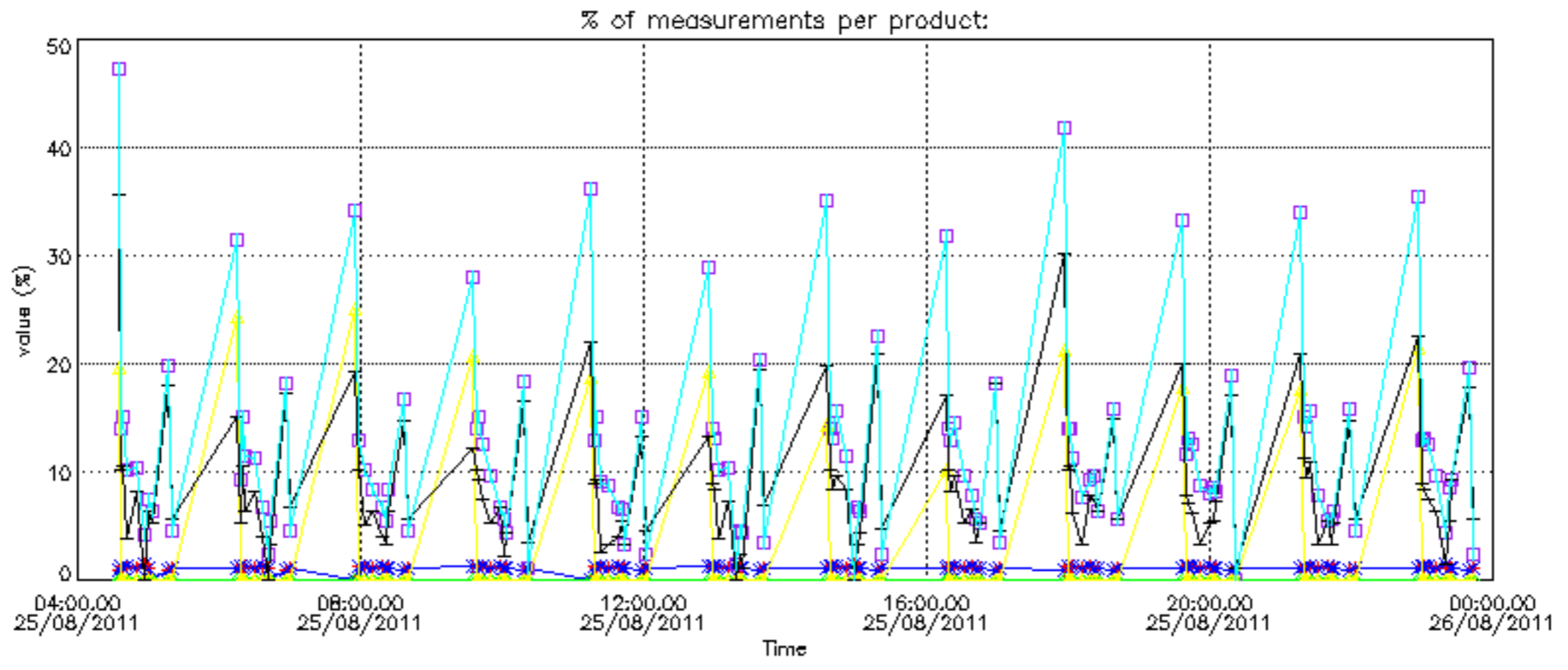
Percentage of flagged data per NO2 profile



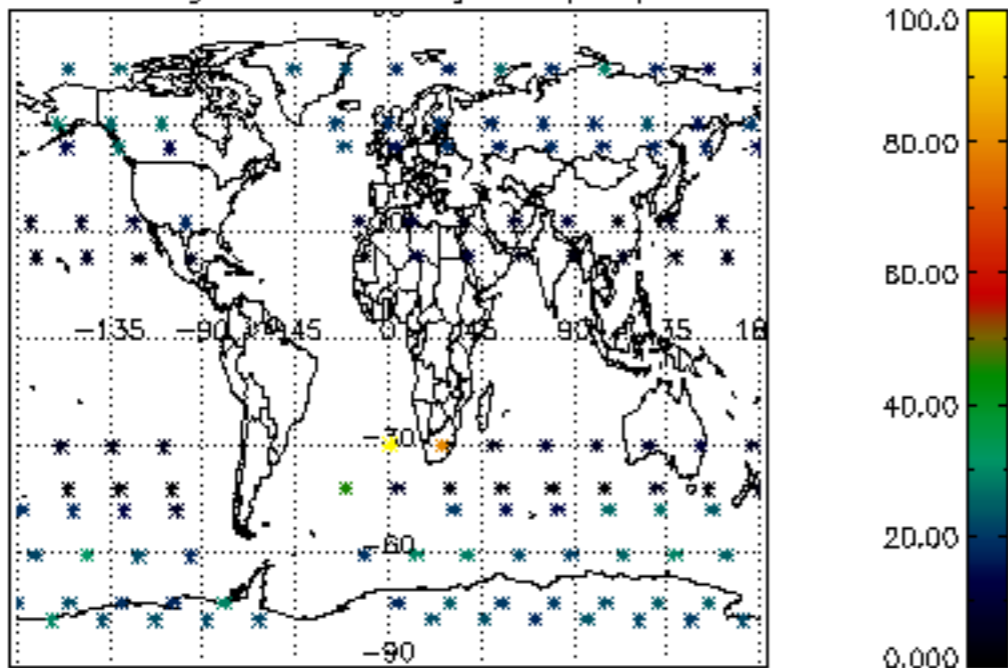
Percentage of flagged data per NO3 profile



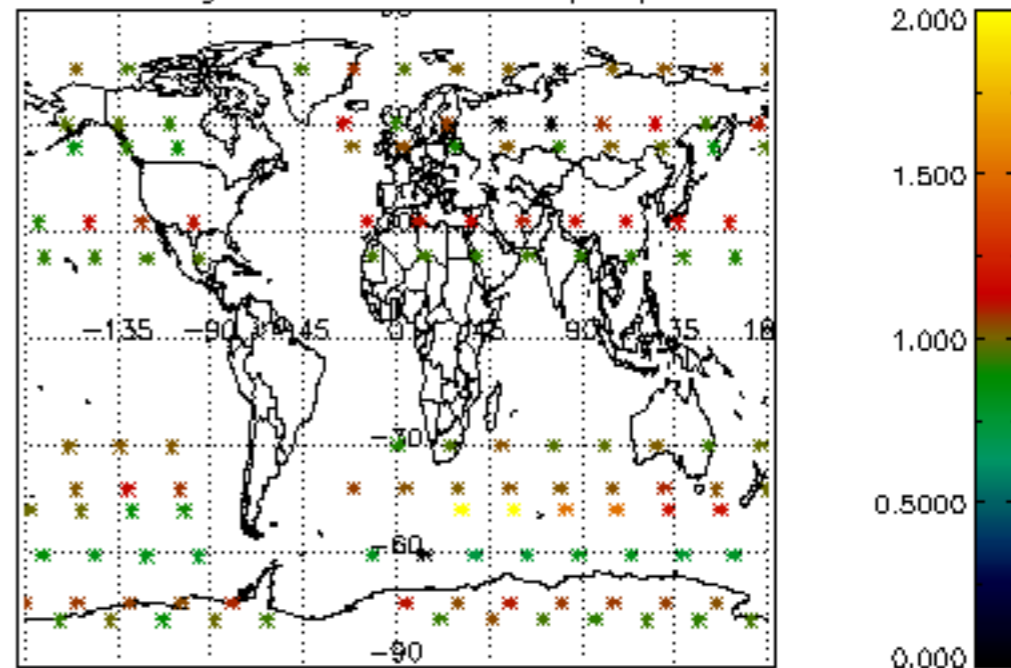




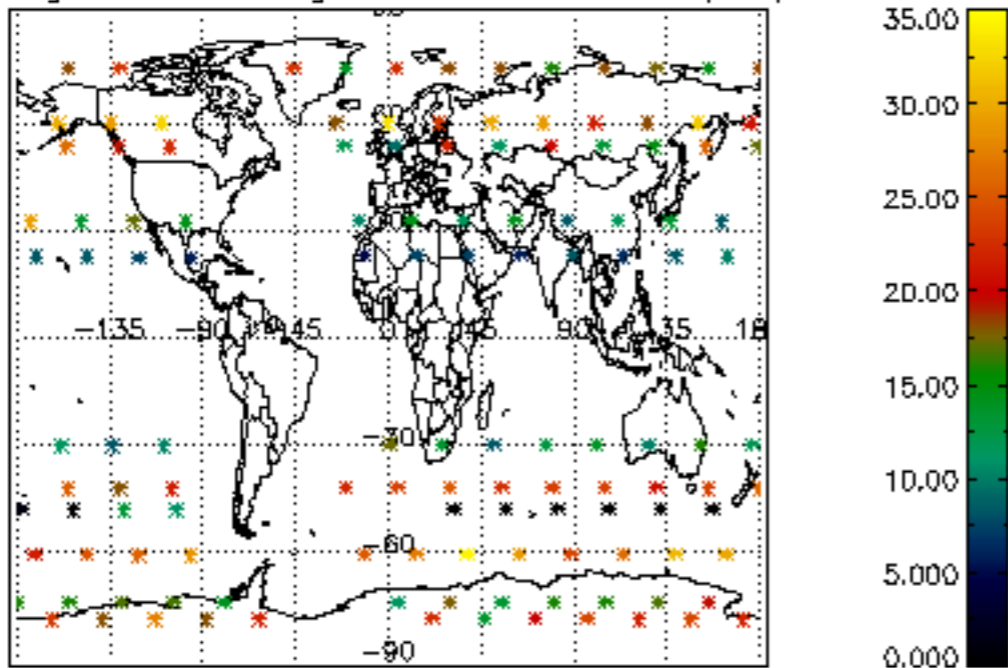
Percentage of cosmic ray hits per profile



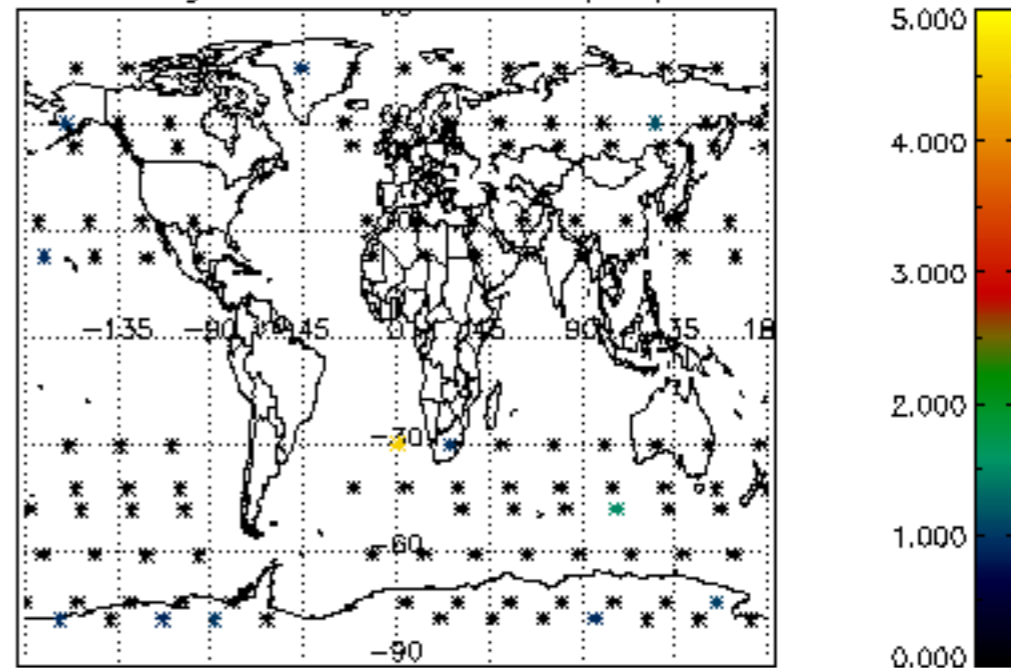
Percentage of datation errors per profile



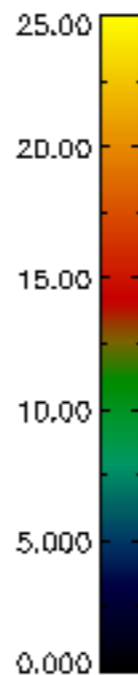
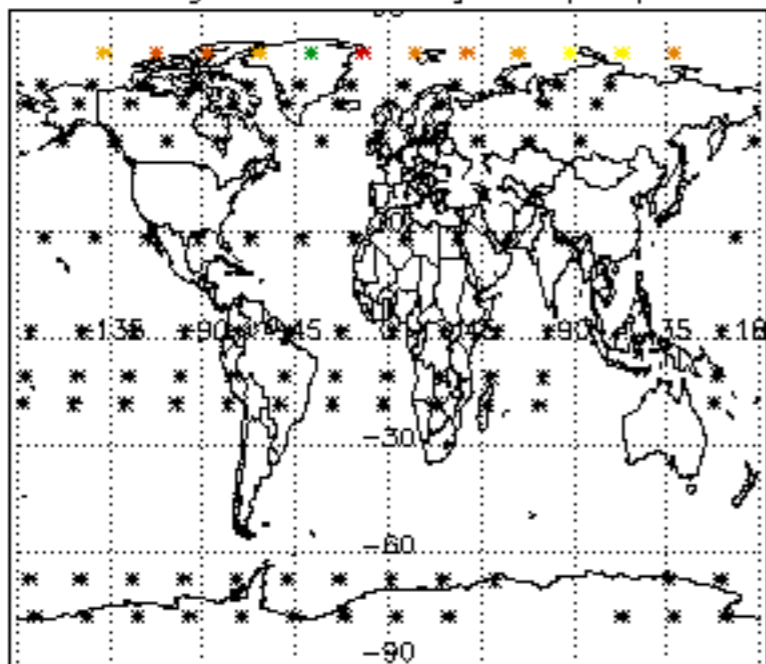
Percentage of star falling outside central band per profile



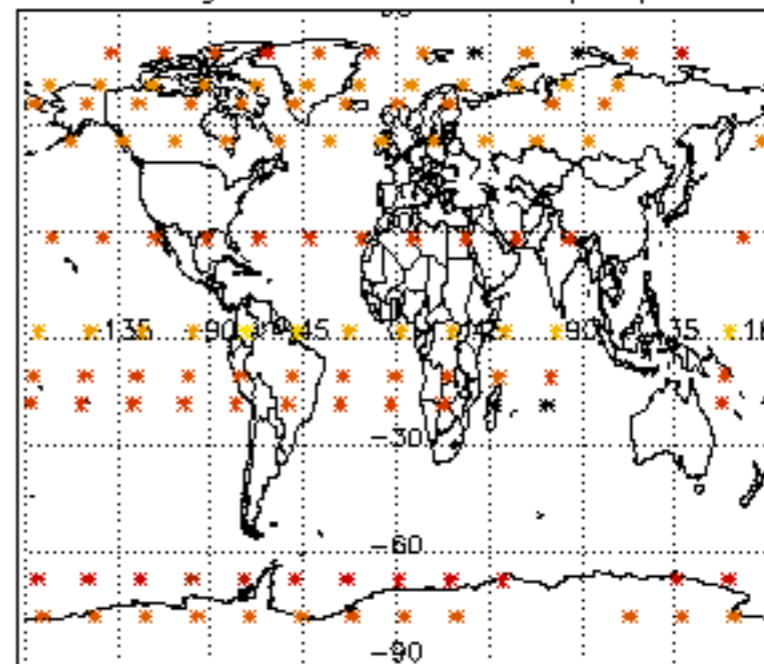
Percentage of saturation errors per profile



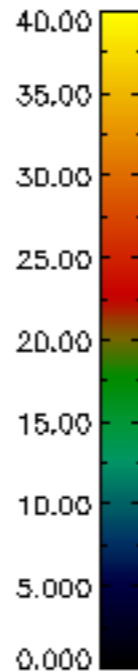
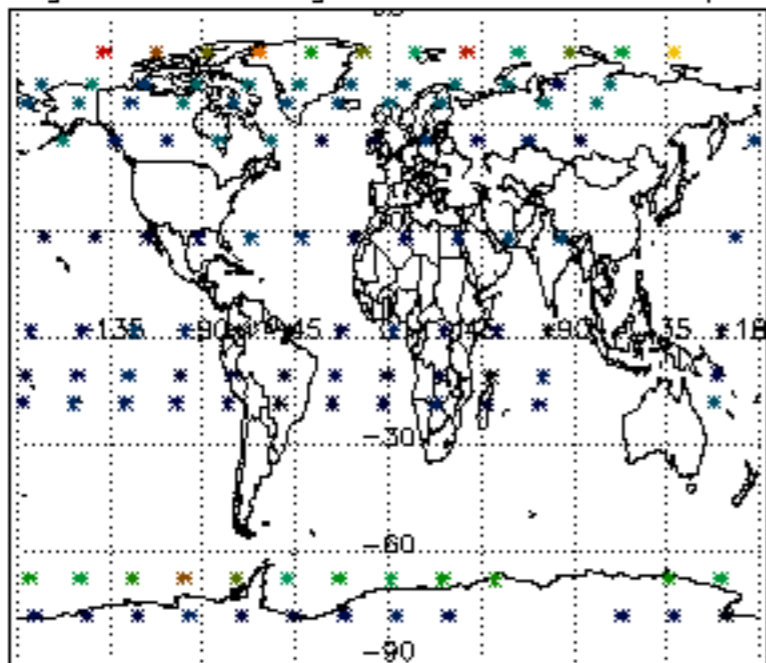
Percentage of cosmic ray hits per profile



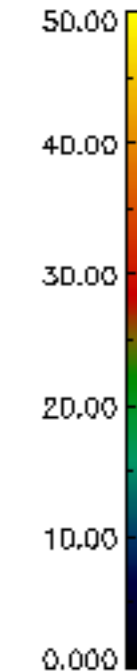
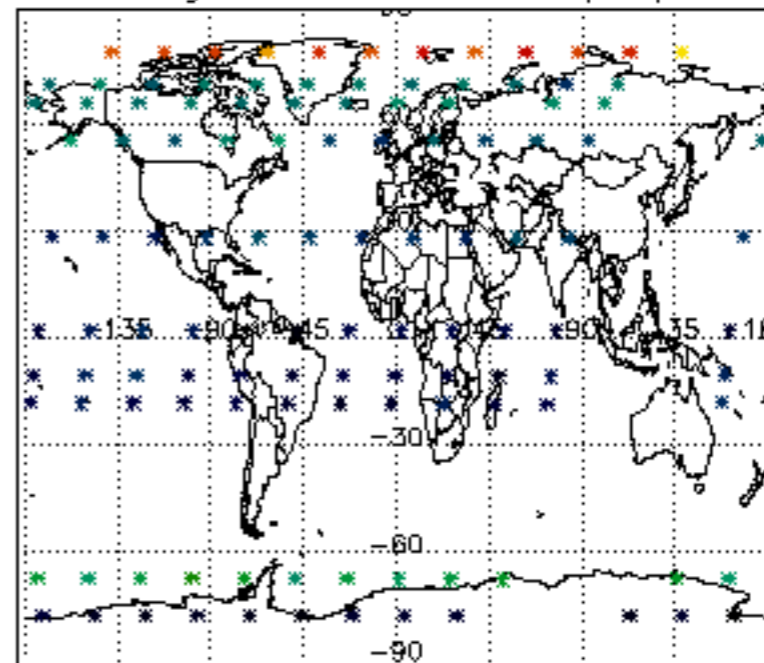
Percentage of datation errors per profile

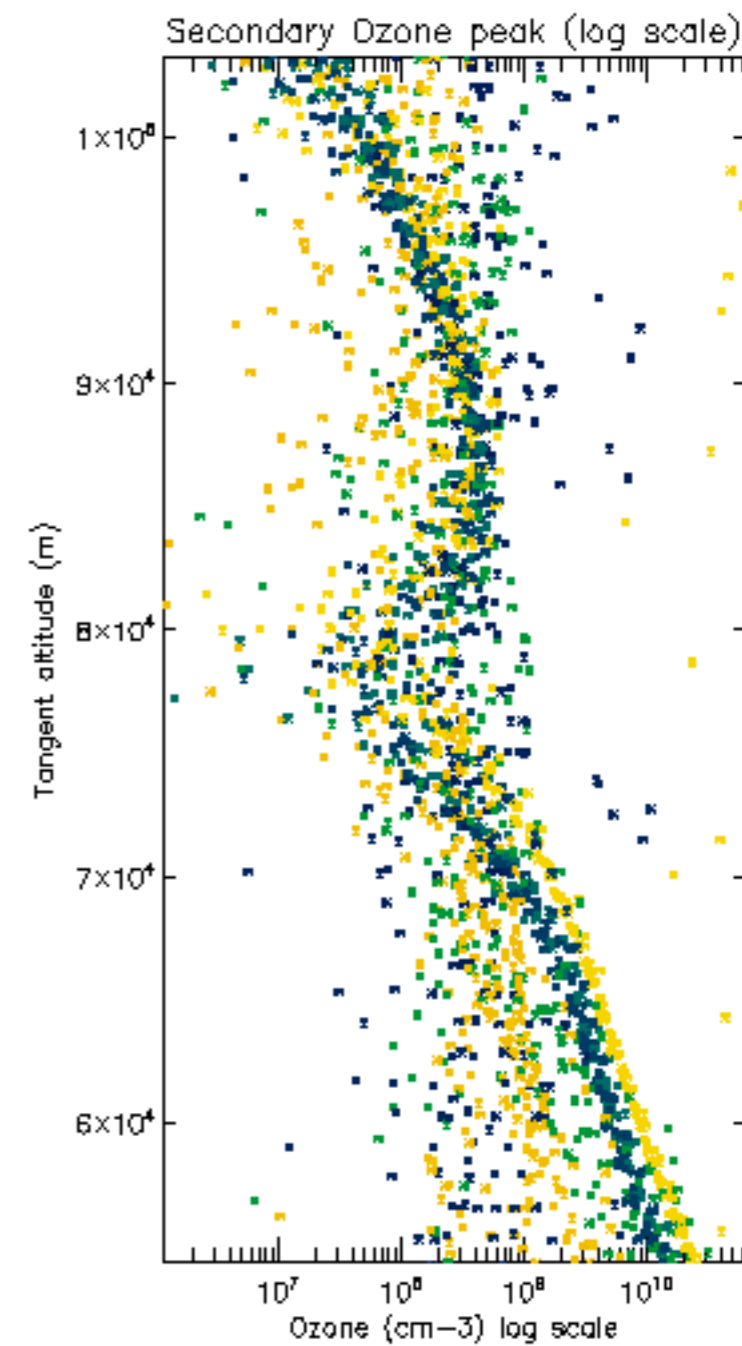
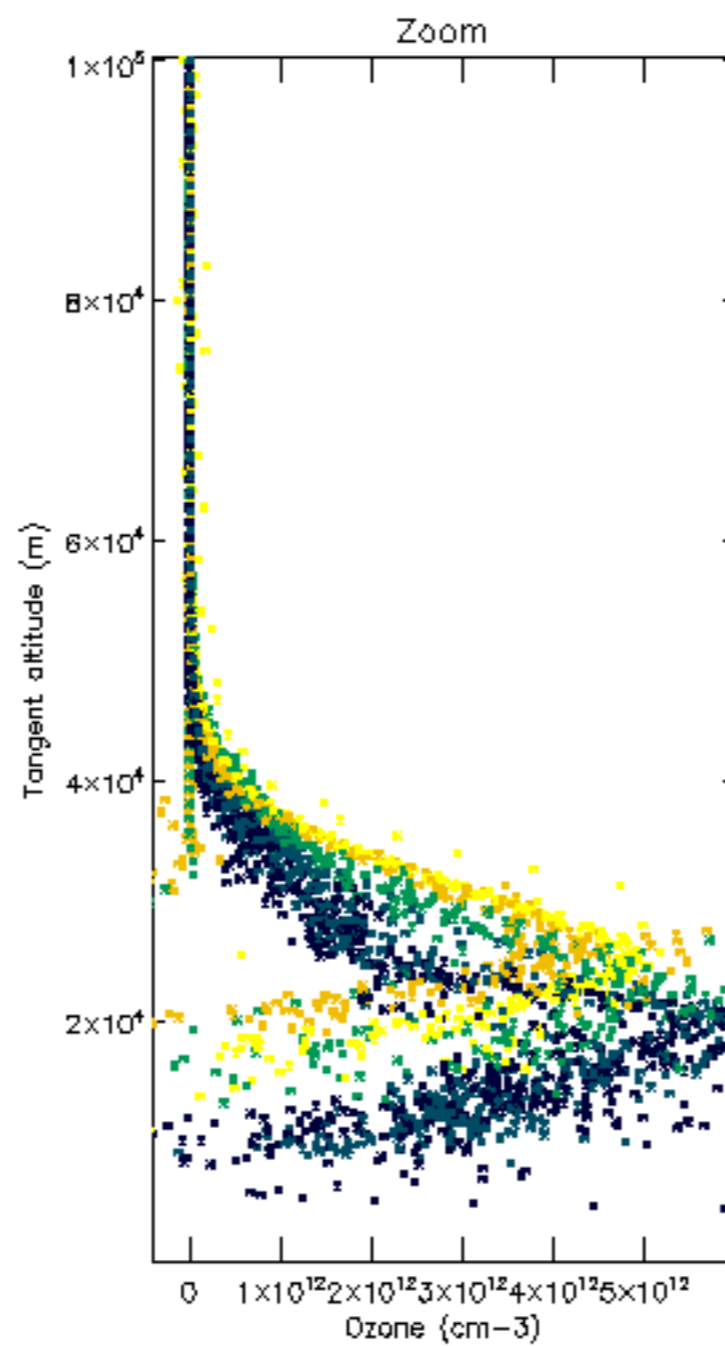
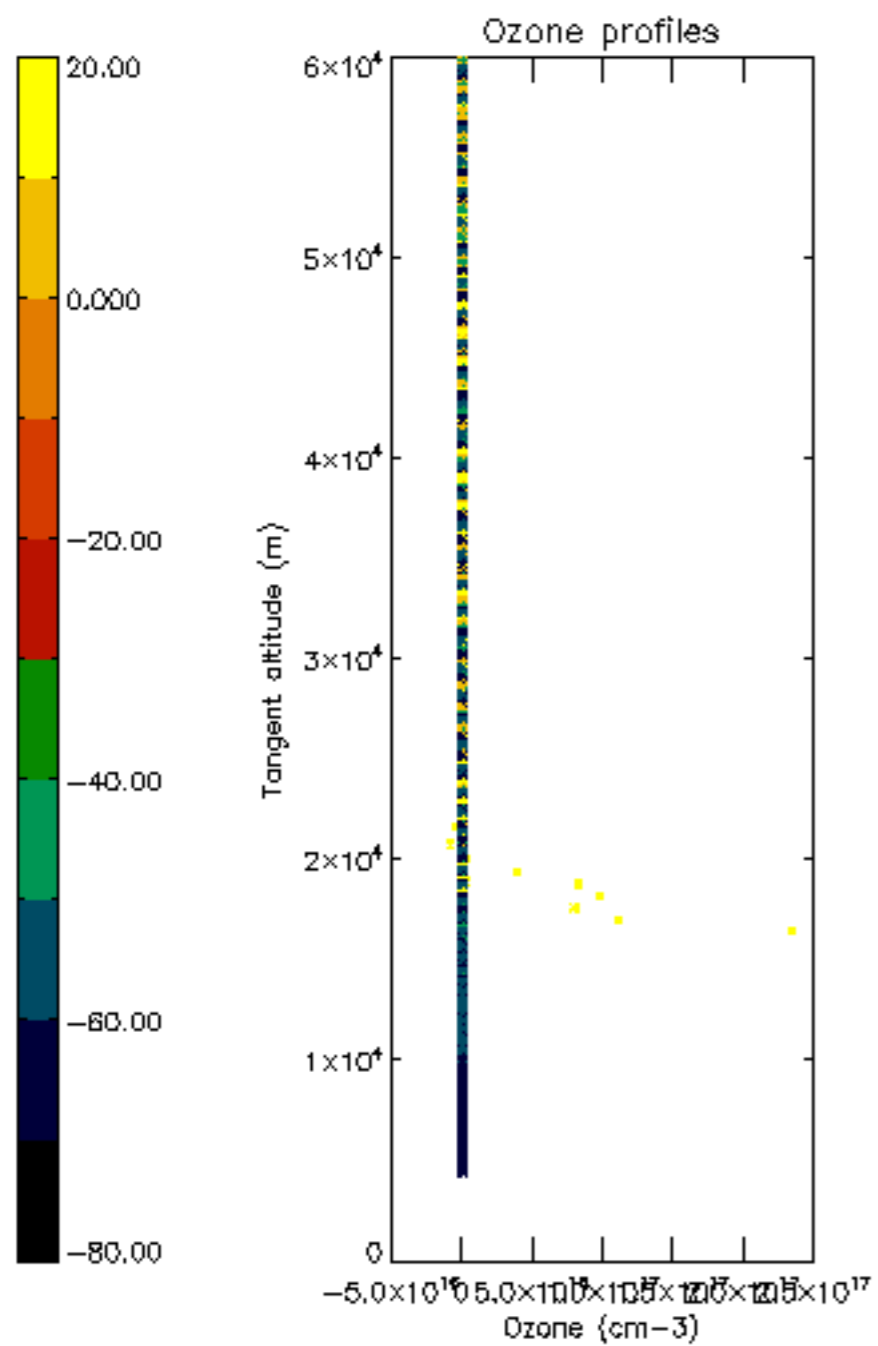


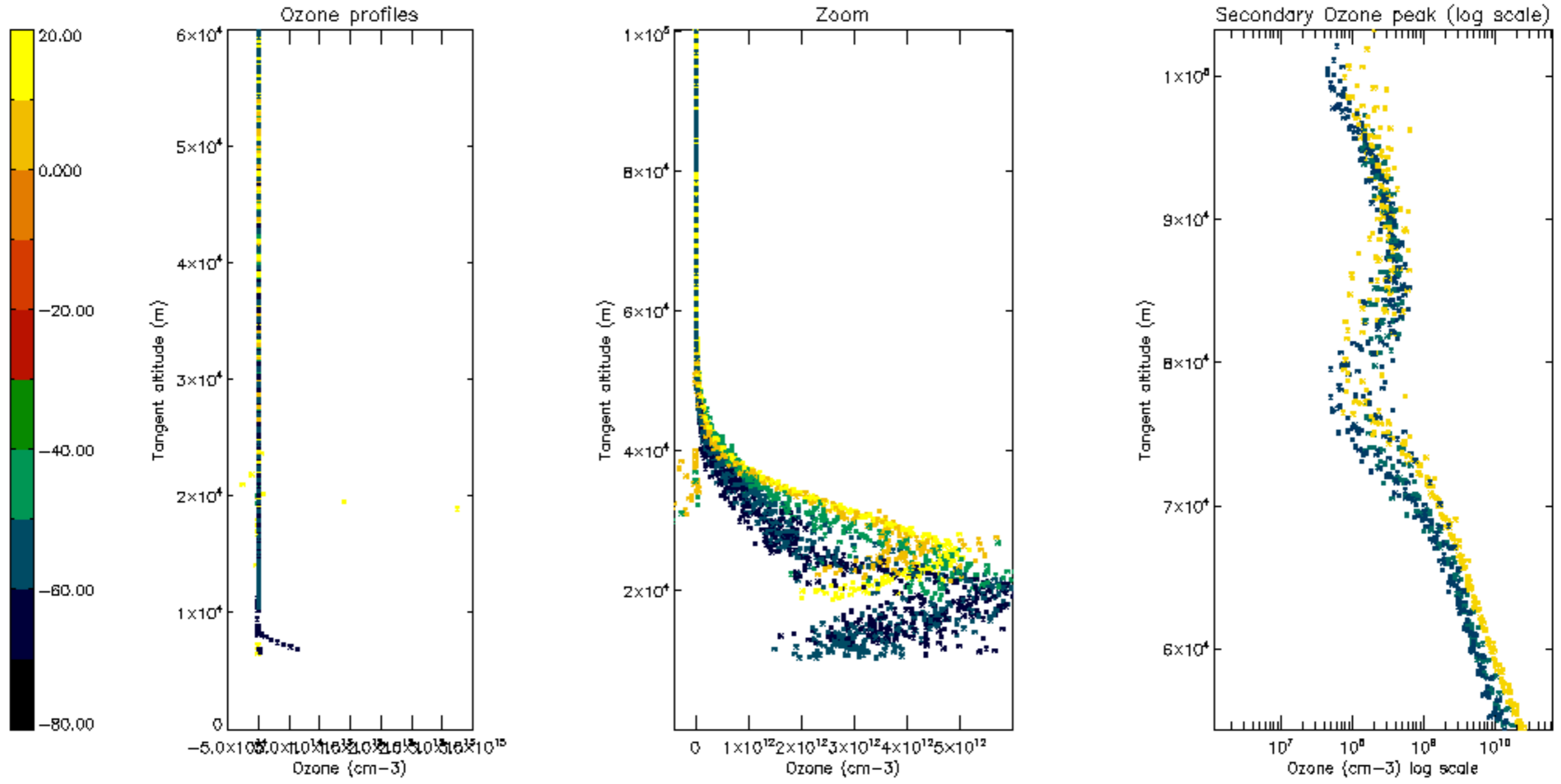
Percentage of star falling outside central band per profile

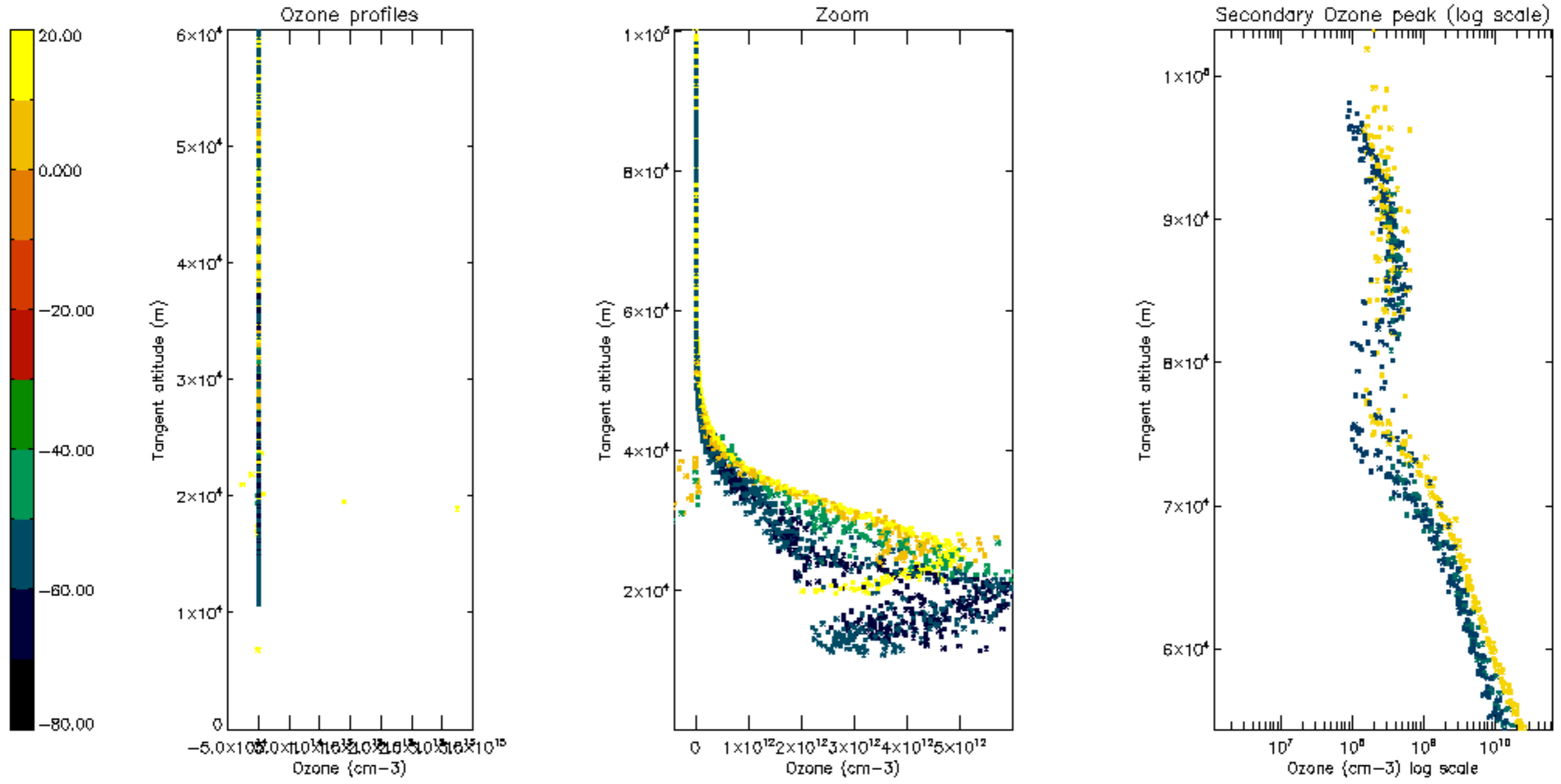


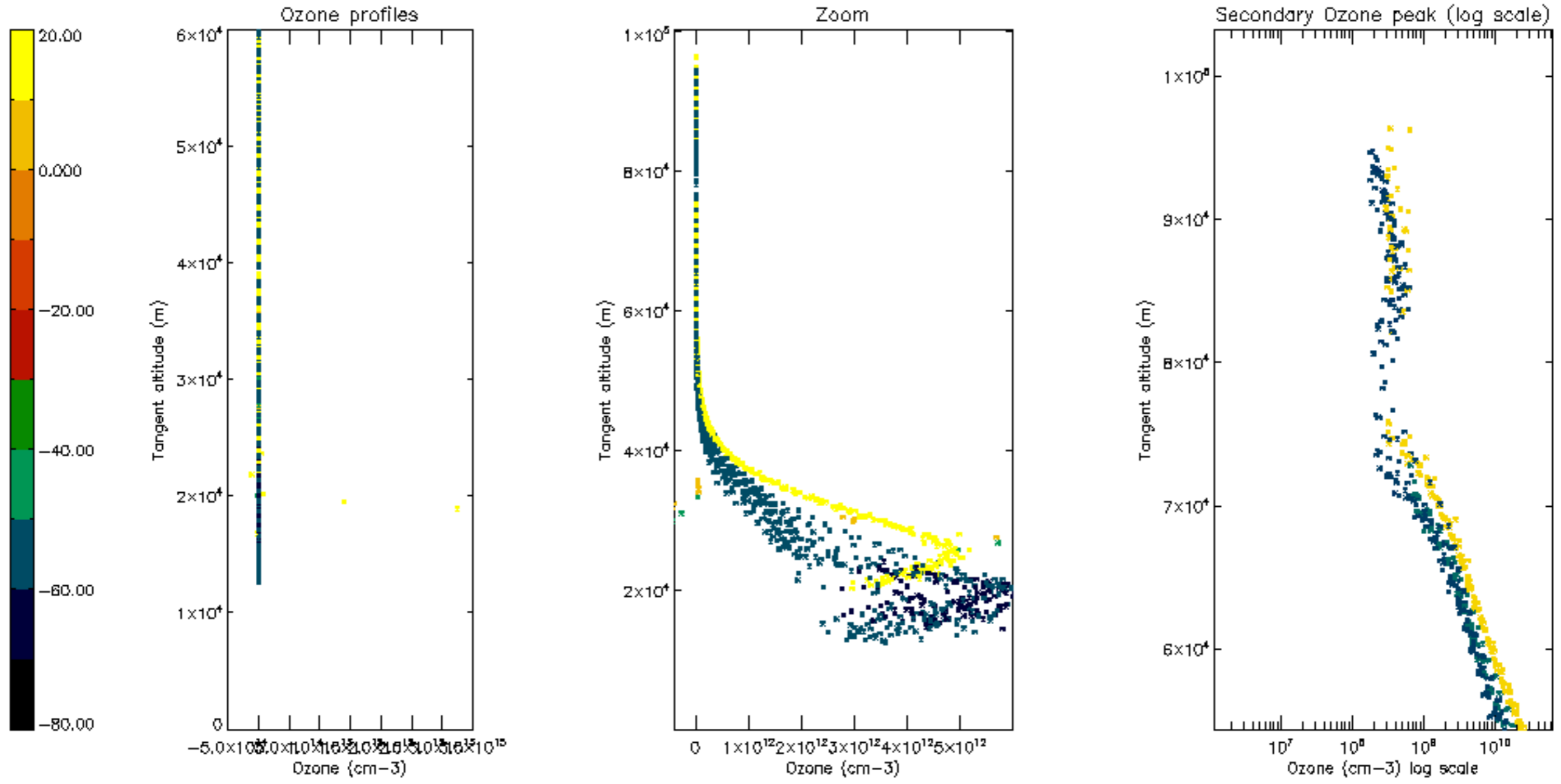
Percentage of saturation errors per profile

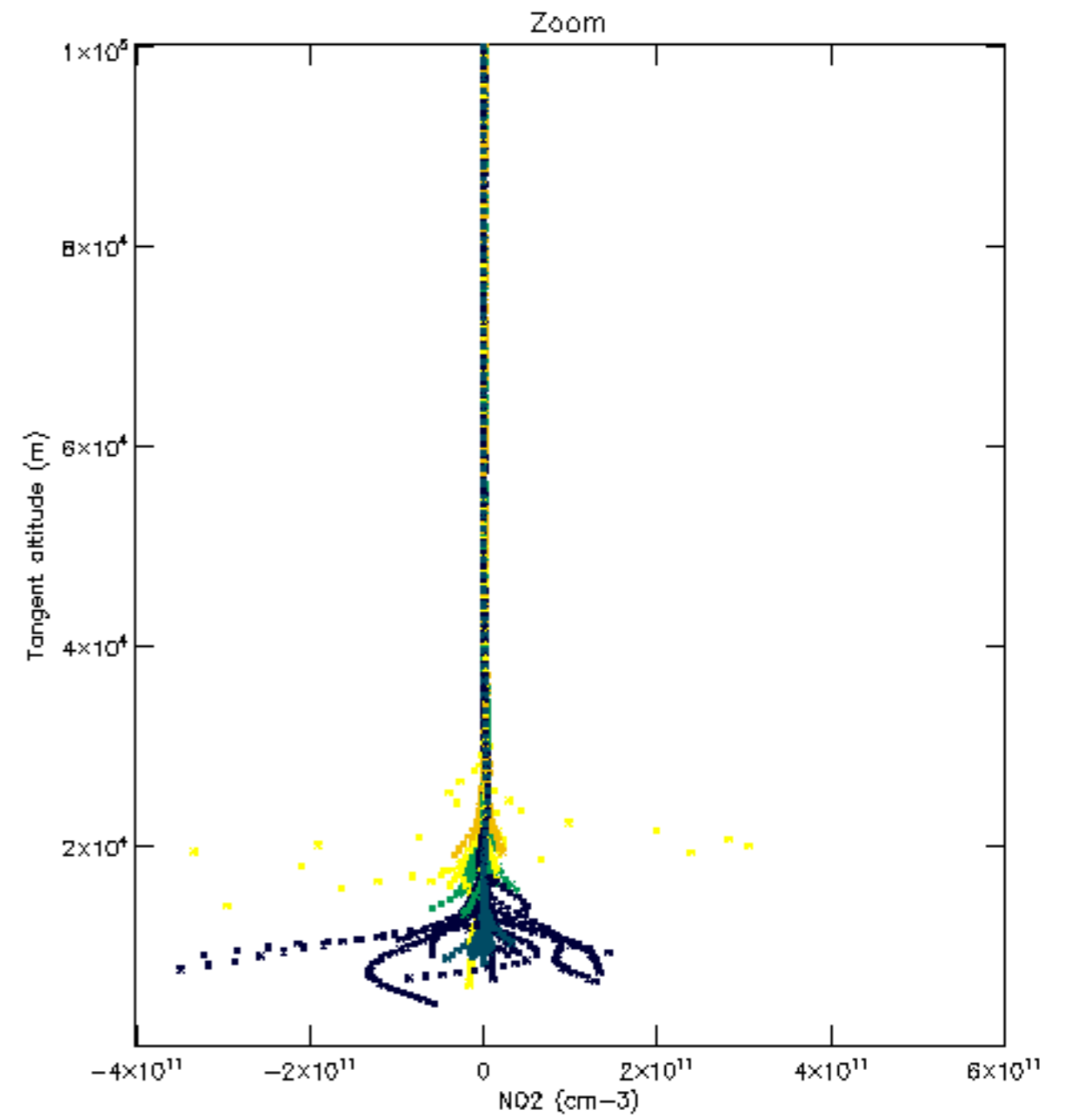
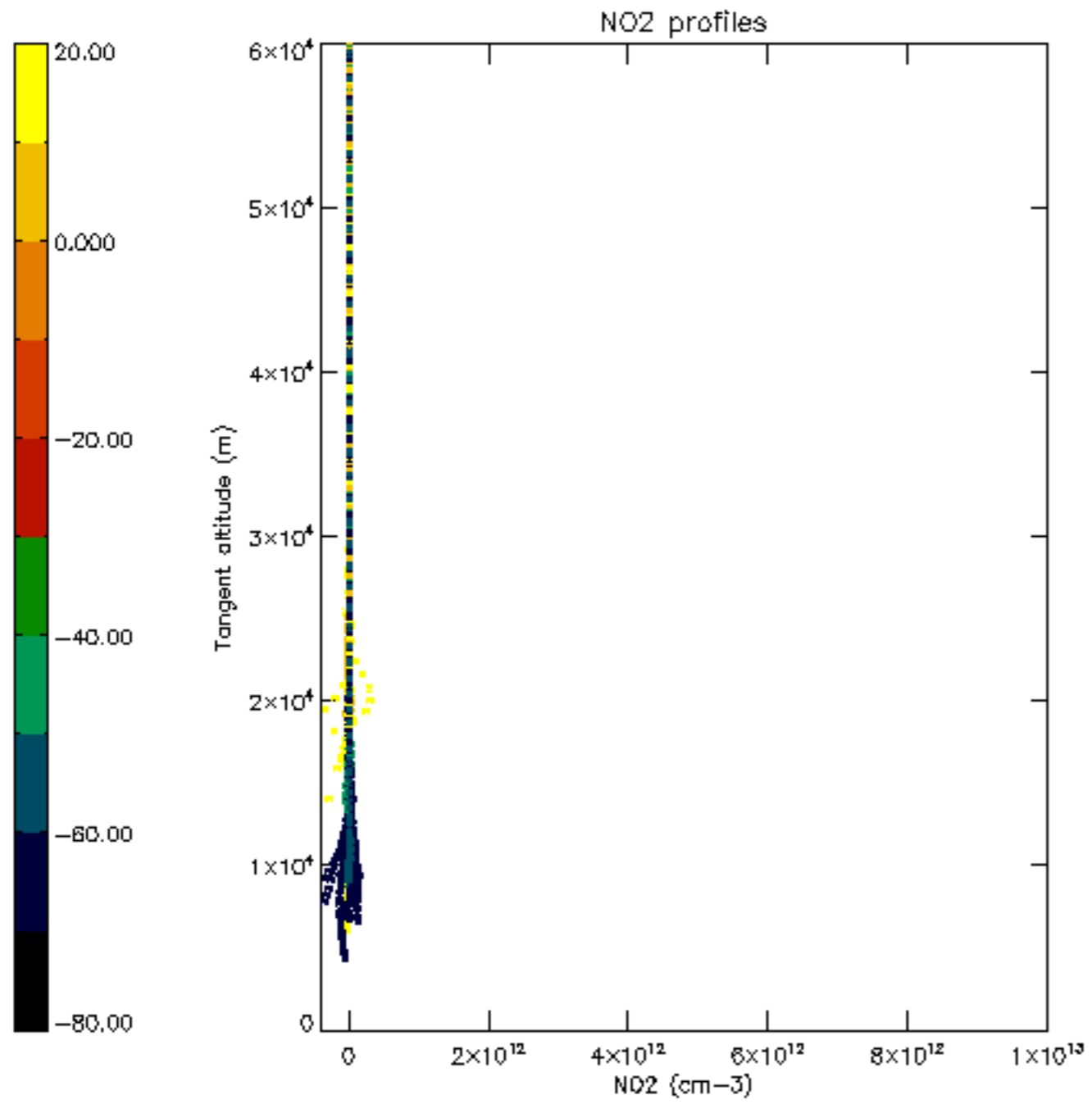


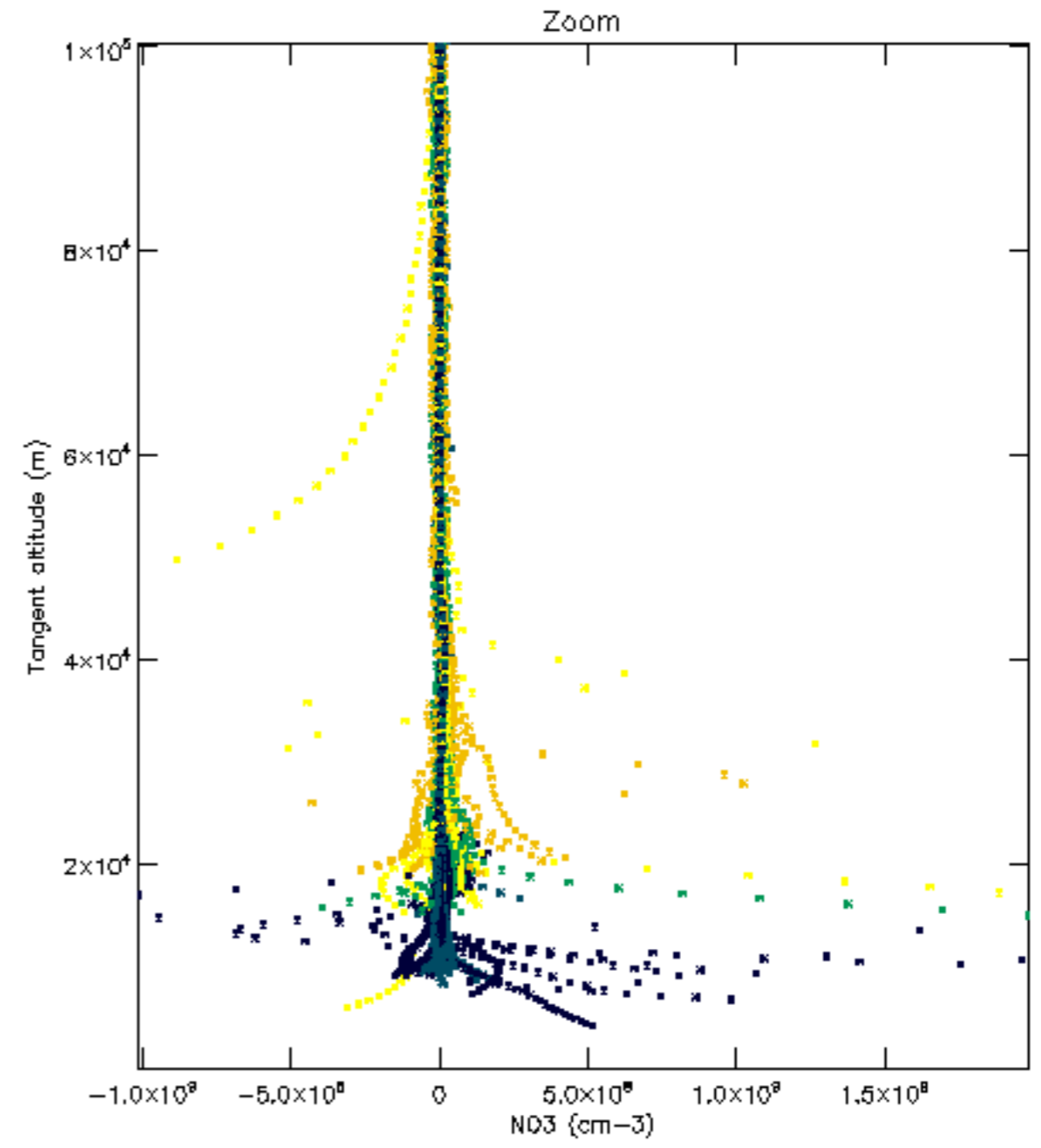
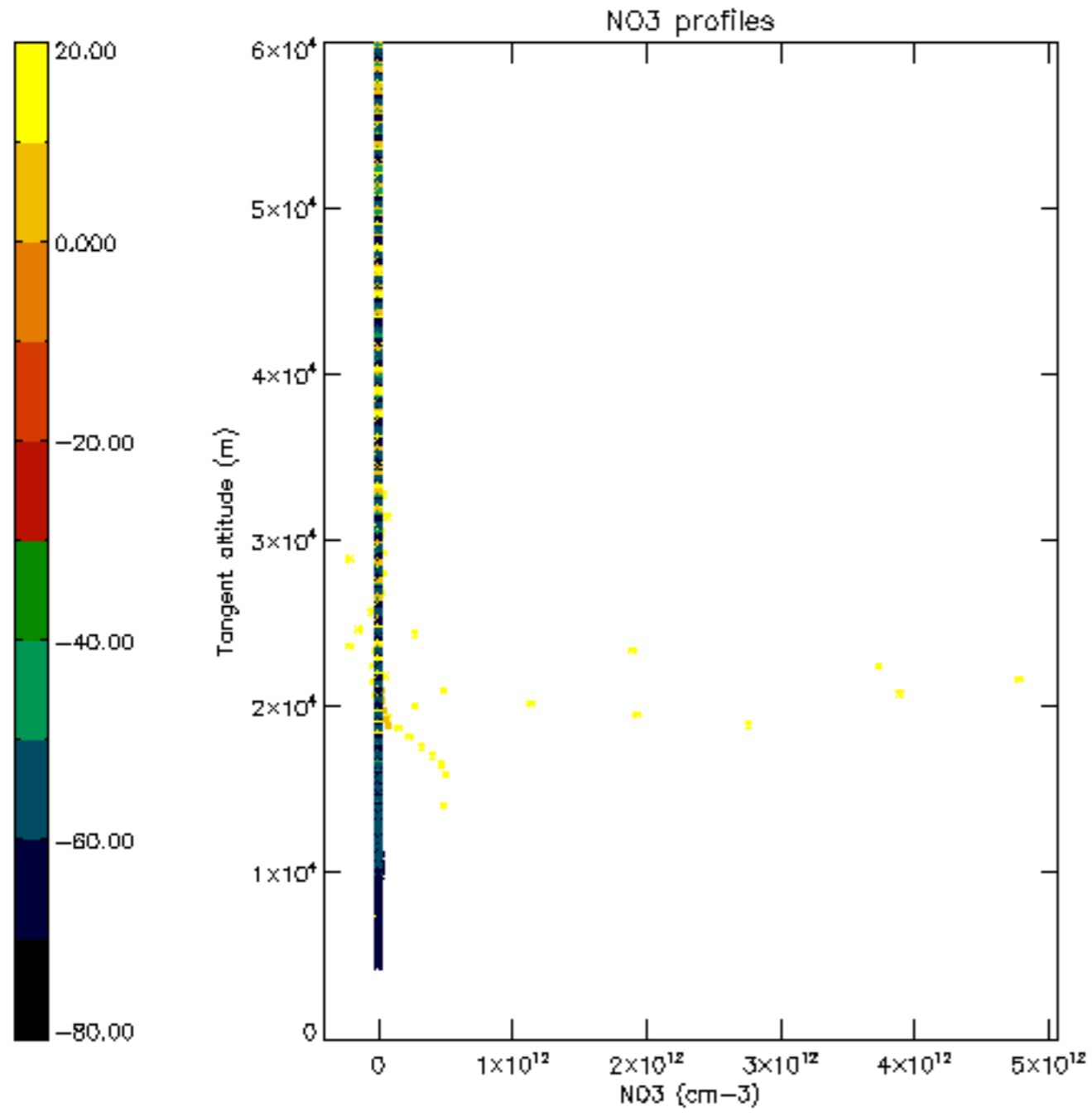


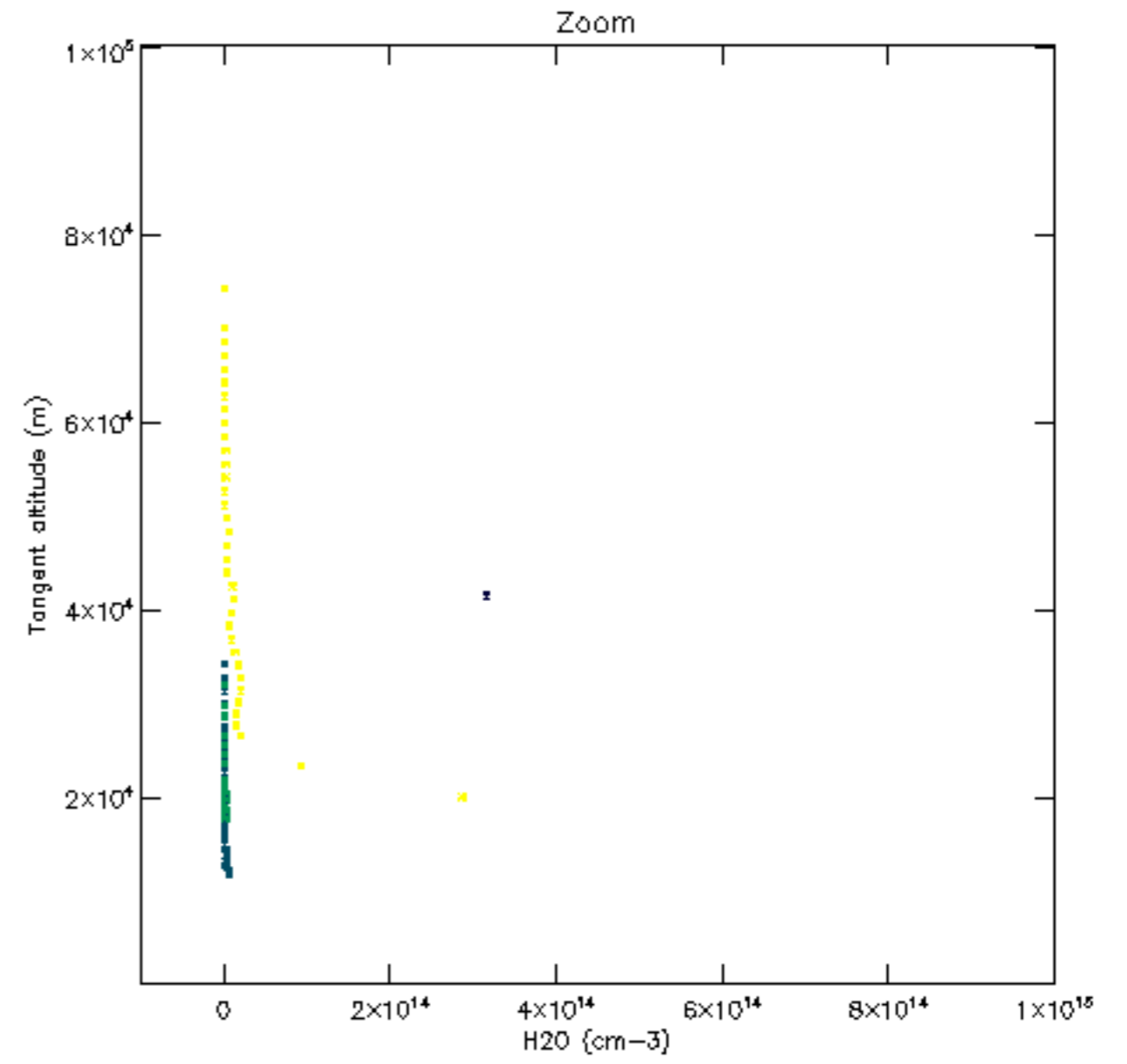
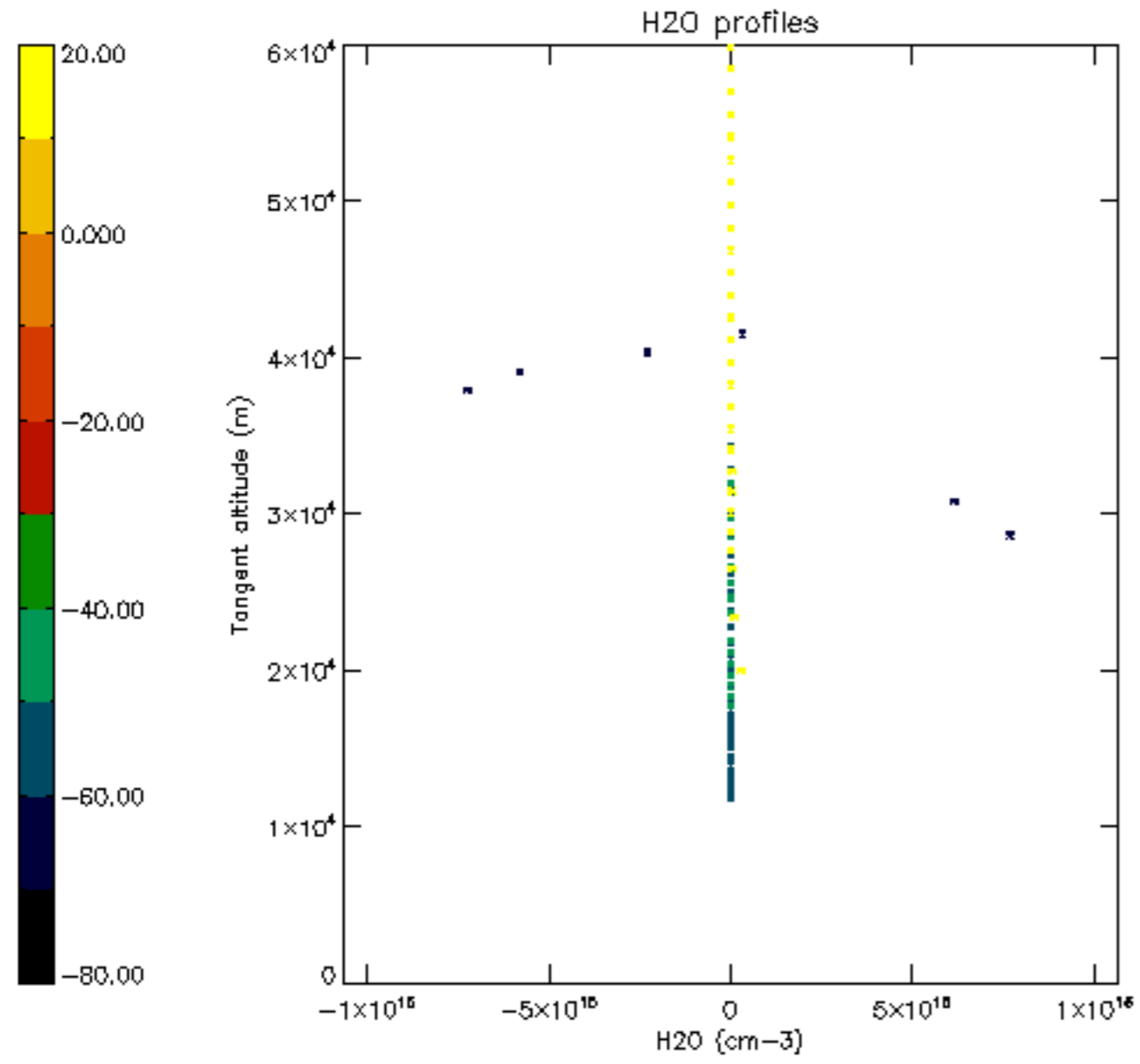


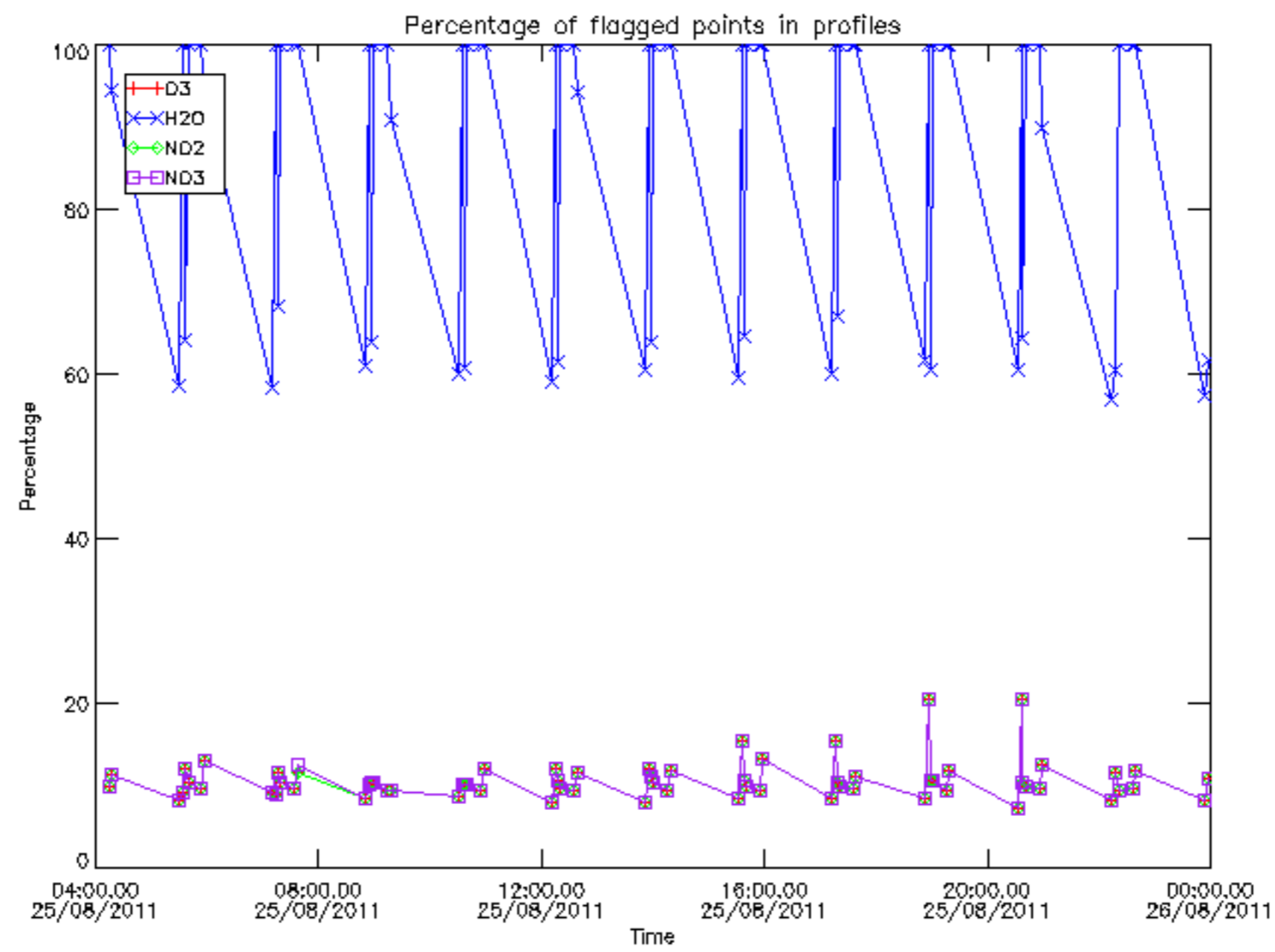




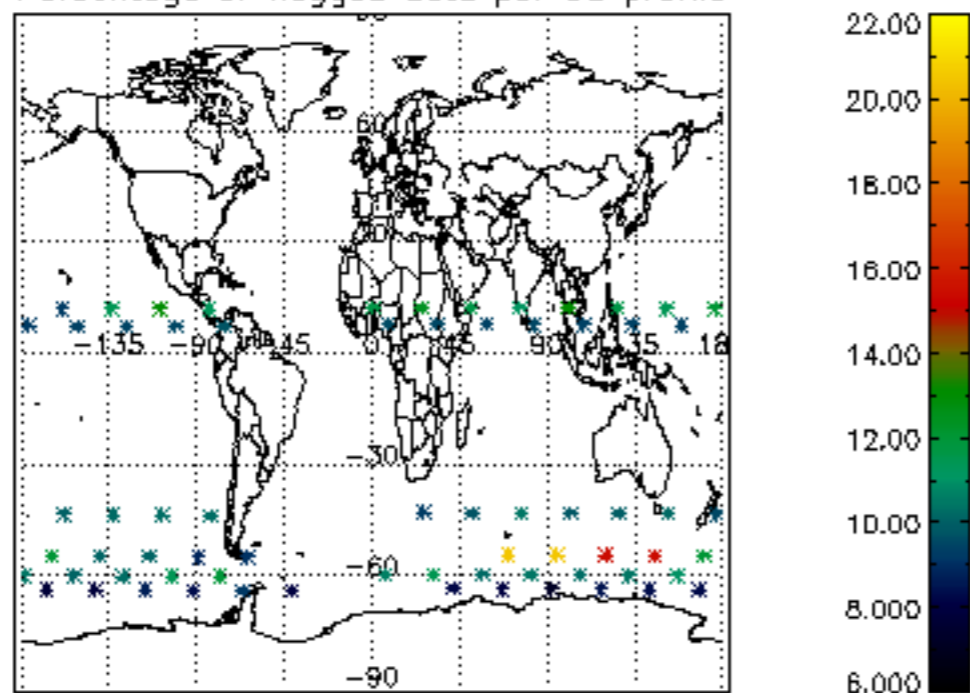




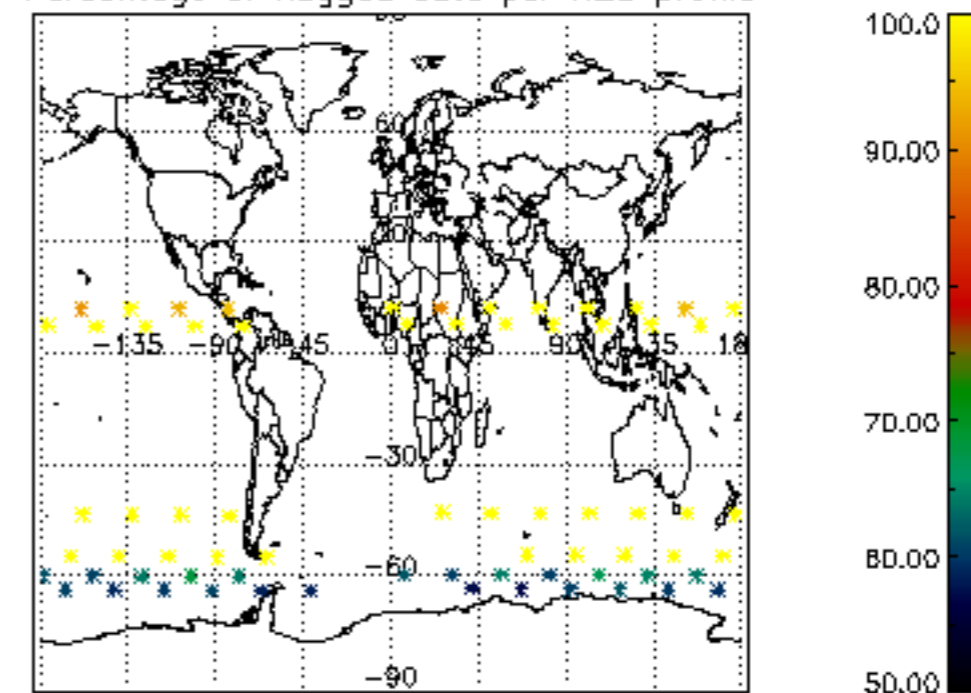




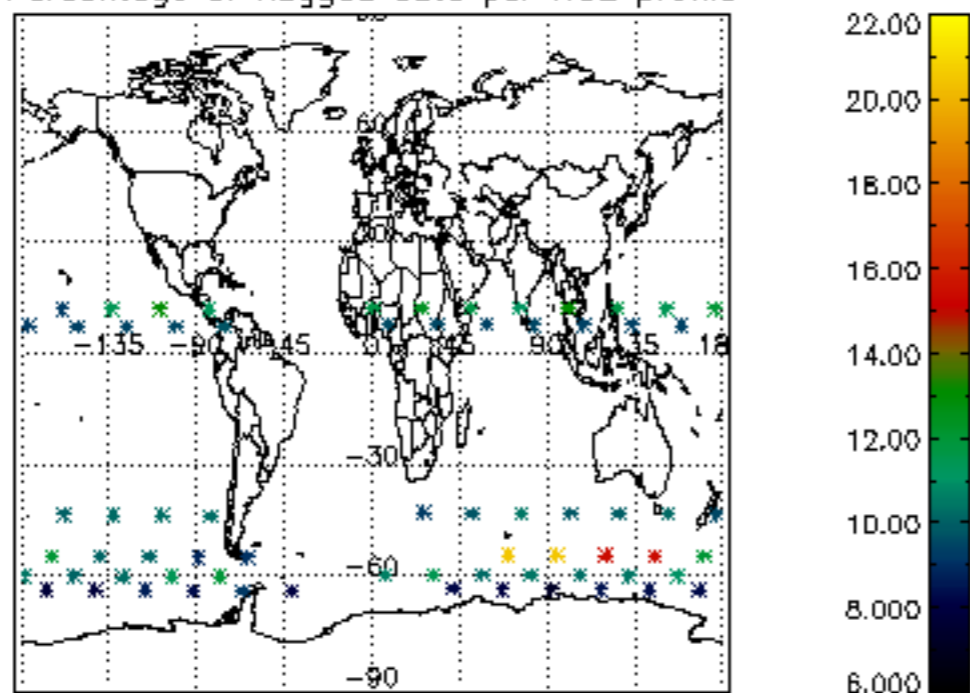
Percentage of flagged data per D3 profile



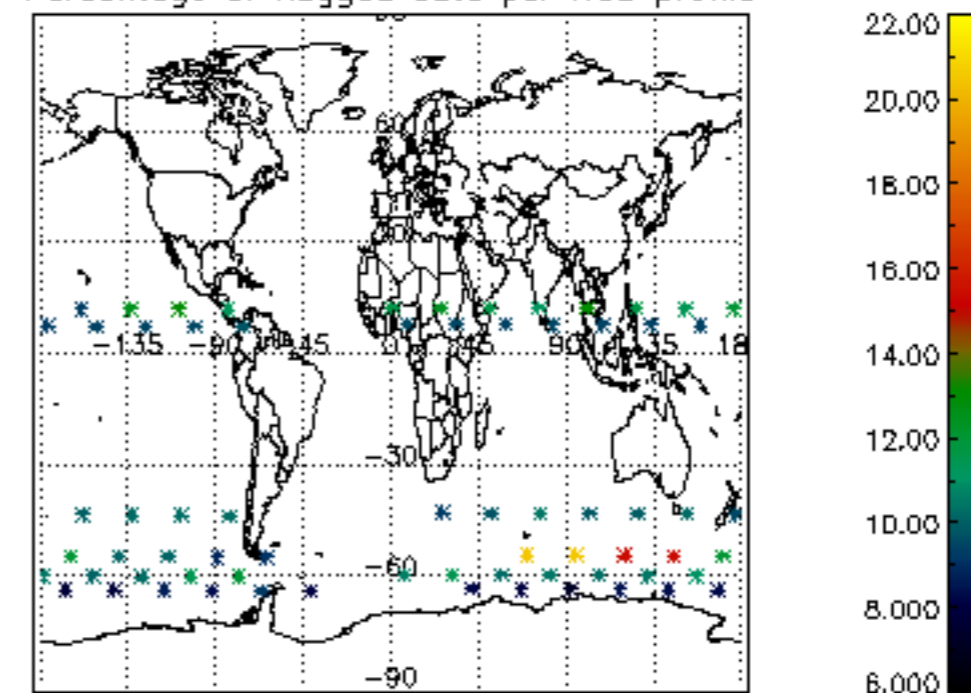
Percentage of flagged data per H2O profile

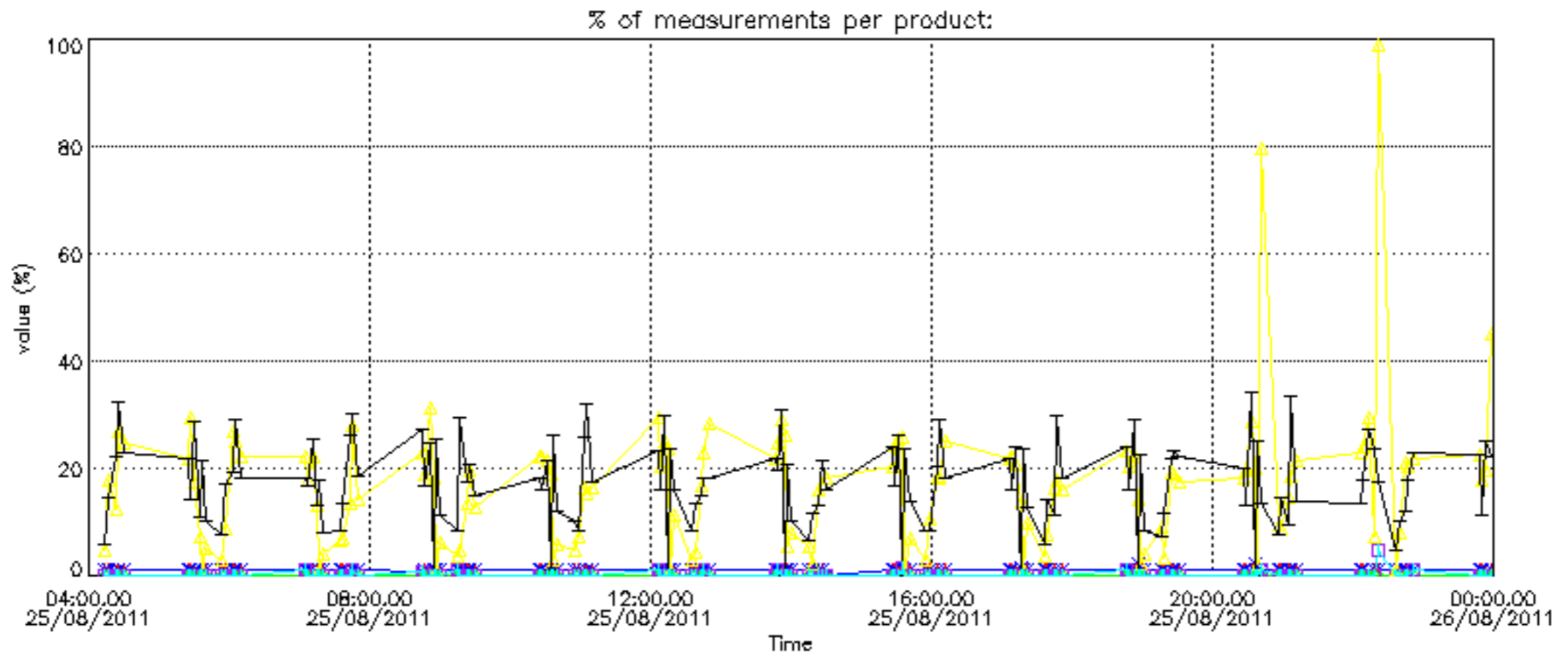


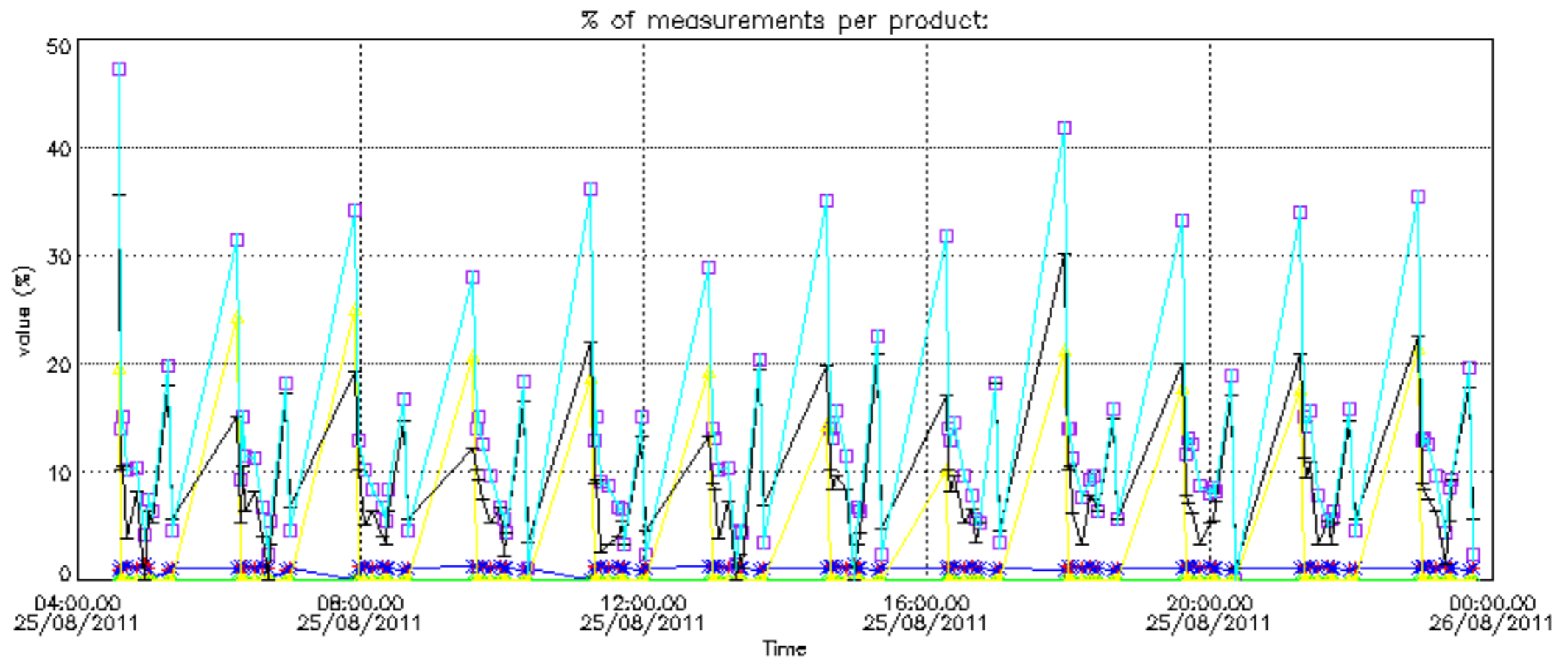
Percentage of flagged data per NO2 profile



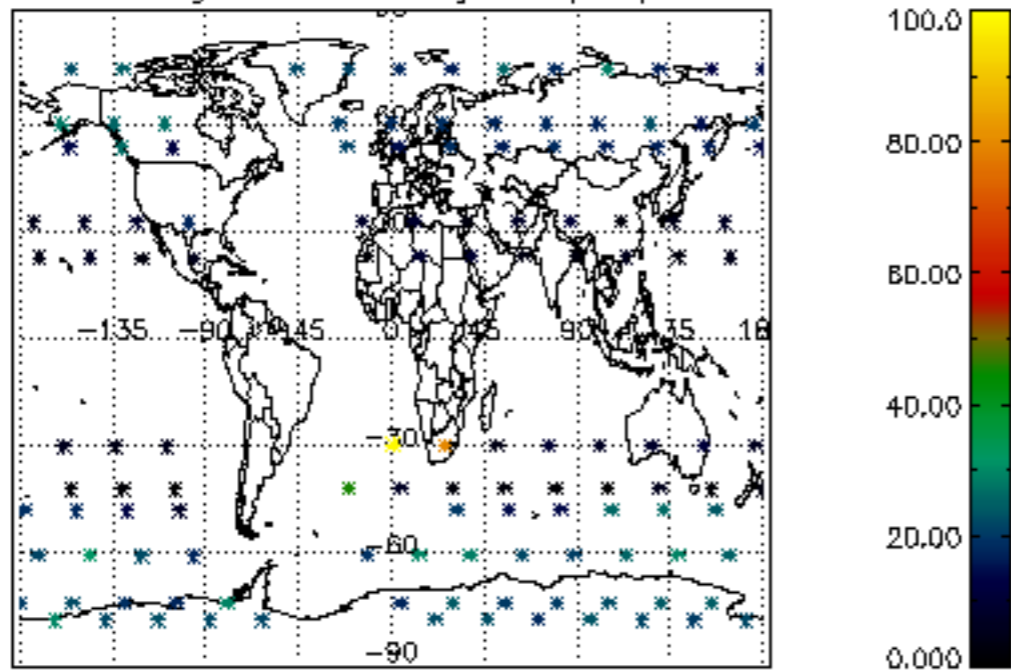
Percentage of flagged data per NO3 profile



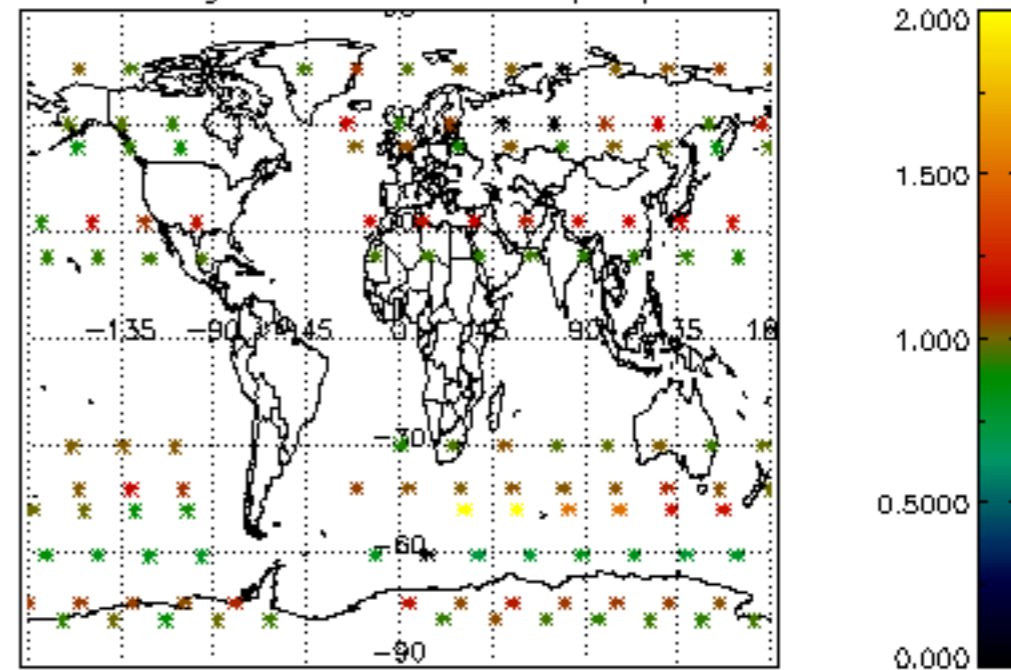




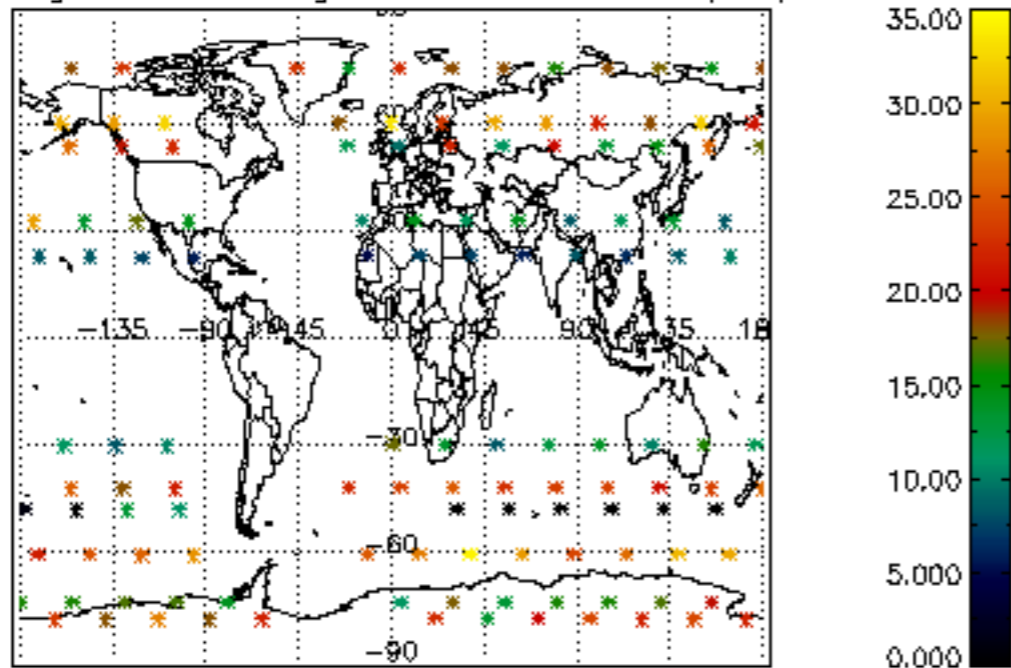
Percentage of cosmic ray hits per profile



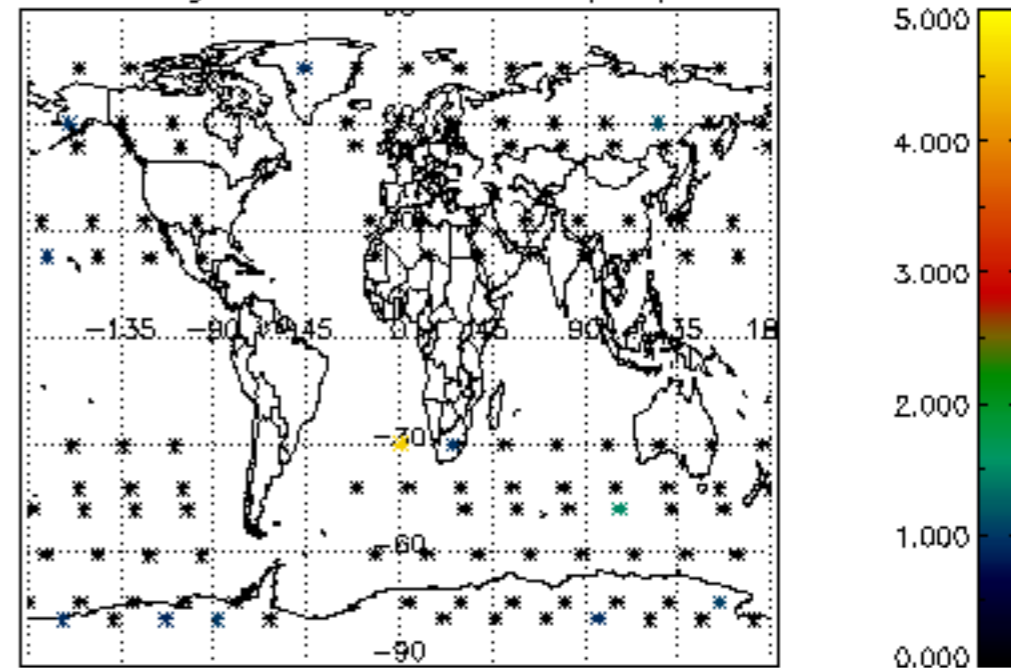
Percentage of datation errors per profile



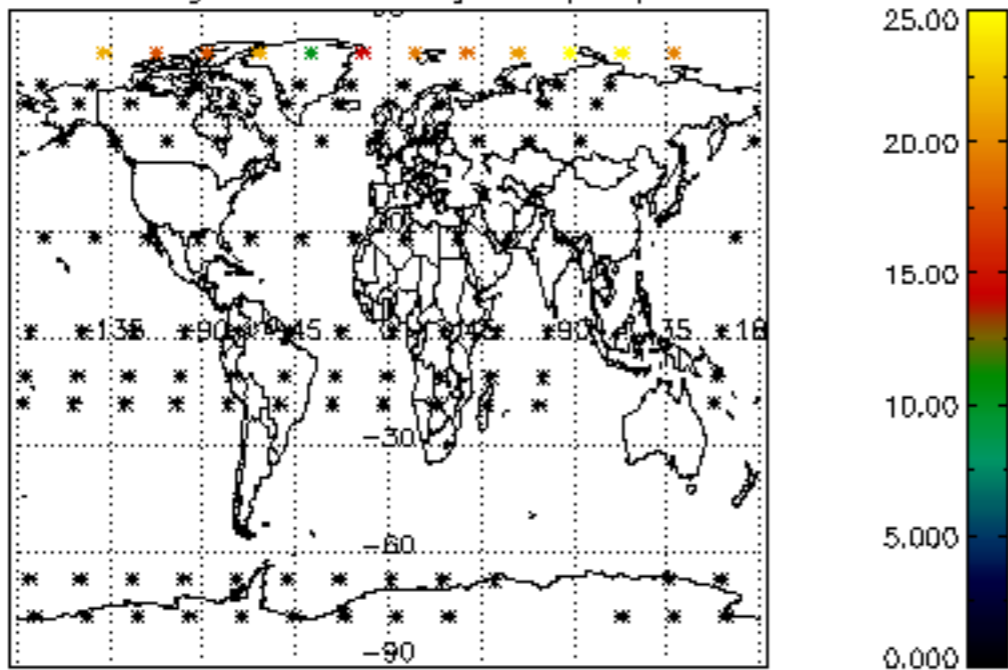
Percentage of star falling outside central band per profile



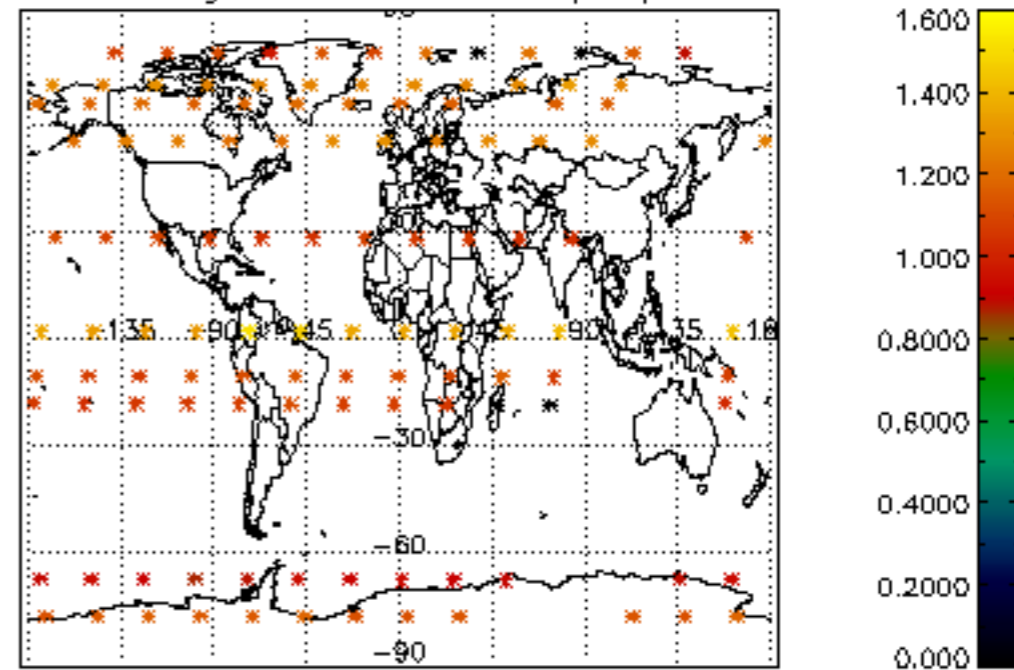
Percentage of saturation errors per profile



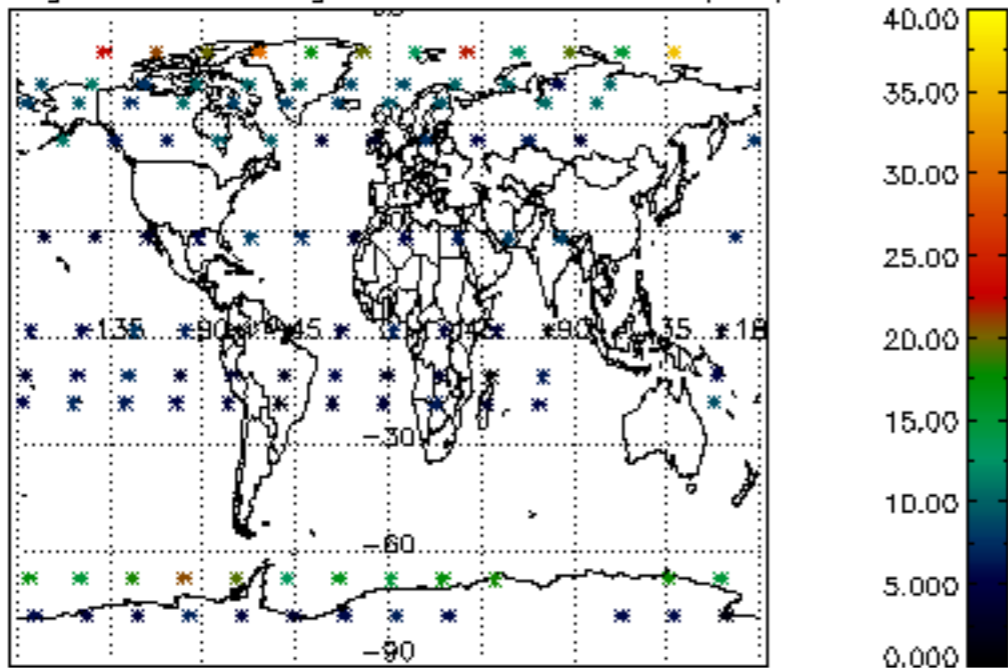
Percentage of cosmic ray hits per profile



Percentage of datation errors per profile



Percentage of star falling outside central band per profile



Percentage of saturation errors per profile

