

GOMOS Level 2 Daily Report

SUMMARY

[1. General Info](#)

[2. Summary of processed GOM_NL_2P products](#)

[3. Level 2 Quality information per product](#)

[3.1 Plot of level 2 quality information per product \(time dependant\)](#)

[3.2 Plot of level 2 quality information per product \(world map\)](#)

[4. Level 1 Quality information per product \(stored on level 2 products\)](#)

[4.1 Plot of level 1 quality information per product \(time dependant\)](#)

[4.1.1 Plot of level 1 quality information per product \(time dependant\): ASCENDING](#)

[4.1.2 Plot of level 1 quality information per product \(time dependant\): DESCENDING](#)

[4.2 Plot of level 1 quality information per product \(world map\)](#)

[4.2.1 Plot of level 1 quality information per product \(world map\): ASCENDING](#)

[4.2.2 Plot of level 1 quality information per product \(world map\): DESCENDING](#)

[5. Ozone profiles based on quality statistics and other trace gas profiles](#)

[5.1 Ozone statistics based on quality of products](#)

[5.2 Plot ozone profiles for all STD \(dark without errors\)](#)

[5.3 Plot ozone profiles where STD < 20% \(dark without errors\)](#)

[5.4. Plot ozone profiles where STD < 10% \(dark without errors\)](#)

[5.5. Plot ozone profiles where STD < 5% \(dark without errors\)](#)

[5.6 Plot NO2 profiles for all STD \(dark without errors\)](#)

[5.7 Plot NO3 profiles for all STD \(dark without errors\)](#)

[5.8 Plot H2O profiles \(only for occultations of stars 1,2,3,4,13,14,16,26,63 dark without errors\) for all STD](#)

[6. Auxiliary Data Files used for the production reported in section 2](#)

This report presents the daily analysis on parameters extracted from GOMOS level 2 data (GOM_NL__2P). It is intended to monitor some important parameters that will impact the quality of these products. A list of level 2 products (and content) that have arrived during the reporting day to the PCF is also given.

Item	Value
Time of report generation	24APR2013 17:18:15
Data source version	GOMOS/6.01
Start time of products	23-08-2011 (23AUG2011 00:00:00)
Stop time of products	24-08-2011 (24AUG2011 00:00:00)
Store outputs in DB	Yes
Nb of level 2 prods	304
Nb of prods with errors	0

2. Summary of processed GOM_NL__2P products.

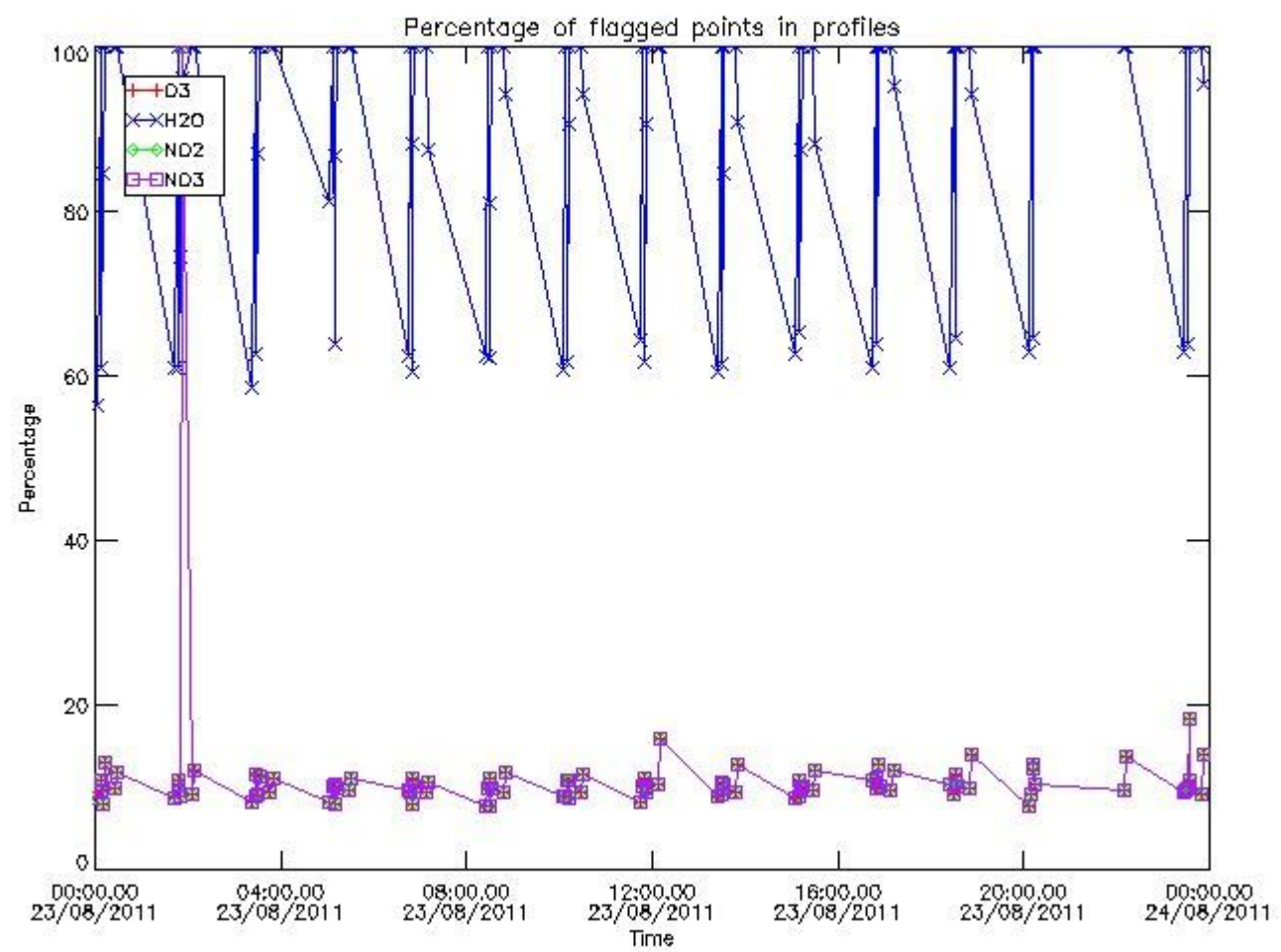
Nr	Filename	UTC Start time	Limb	Duration	Star Id	Star Name	Star Mag	Star Temp	Nb Meas	Orbit	Prod. error
1	GOM_NL__2PRFIN20110823_000253_000000593105_00418_49570_6098.N1	23-AUG-2011 00:02:53	Dark	59.000	14	58Alp Ori	0.87000	3000.0	118	49570	No
2	GOM_NL__2PRFIN20110823_000626_000000533105_00418_49570_6099.N1	23-AUG-2011 00:06:26	Dark	53.000	30	46Eps Ori	1.6940	30000.	106	49570	No
3	GOM_NL__2PRFIN20110823_000818_000000473105_00418_49570_6100.N1	23-AUG-2011 00:08:18	Dark	46.500	1	9Alp CMa	-1.4400	11000.	93	49570	No
4	GOM_NL__2PRFIN20110823_000950_000000653105_00418_49570_6101.N1	23-AUG-2011 00:09:50	Dark	65.000	7	19Bet Ori	0.10000	14000.	130	49570	No
5	GOM_NL__2PRFIN20110823_001225_000000513105_00418_49570_6102.N1	23-AUG-2011 00:12:25	Dark	50.500	139	9Bet Lep	2.8330	5600.0	101	49570	No
6	GOM_NL__2PRFIN20110823_002601_000000523105_00419_49571_6080.N1	23-AUG-2011 00:26:01	Dark	52.000	157	The1Eri	2.9060	9300.0	104	49571	No
7	GOM_NL__2PRFIN20110823_002908_000000433105_00419_49571_6081.N1	23-AUG-2011 00:29:08	Dark	43.000	9	Alp Eri	0.45300	24000.	86	49571	No
8	GOM_NL__2PRFIN20110823_003502_000000523105_00419_49571_6082.N1	23-AUG-2011 00:35:02	Straylight	52.000	84	Alp Phe	2.3970	4500.0	104	49571	No
9	GOM_NL__2PRFIN20110823_003706_000000563105_00419_49571_6083.N1	23-AUG-2011 00:37:06	Straylight	56.000	63	Bet Gru	2.1500	2800.0	112	49571	No
10	GOM_NL__2PRFIN20110823_004148_000000523105_00419_49571_6084.N1	23-AUG-2011 00:41:48	Twilight_stray	52.000	18	24Alp PsA	1.1660	9700.0	104	49571	No
11	GOM_NL__2PRFIN20110823_004657_000000403105_00419_49571_6085.N1	23-AUG-2011 00:46:57	Bright	39.500	142	49Del Cap	2.8500	8900.0	79	49571	No
12	GOM_NL__2PRFIN20110823_005012_000000403105_00419_49571_6086.N1	23-AUG-2011 00:50:12	Bright	39.500	154	22Bet Aqr	2.8990	5700.0	79	49571	No
13	GOM_NL__2PRFIN20110823_005155_000000443105_00419_49571_6087.N1	23-AUG-2011 00:51:55	Bright	43.500	162	34Alp Aqr	2.9440	5350.0	87	49571	No
14	GOM_NL__2PRFIN20110823_005458_000000413105_00419_49571_6088.N1	23-AUG-2011 00:54:58	Bright	40.500	61	8Eps Peg	2.1000	3900.0	81	49571	No
15	GOM_NL__2PRFIN20110823_010137_000000393105_00419_49571_6089.N1	23-AUG-2011 01:01:37	Bright	38.500	92	53Eps Cyg	2.5000	4500.0	77	49571	No
16	GOM_NL__2PRFIN20110823_010449_000000383105_00419_49571_6090.N1	23-AUG-2011 01:04:49	Bright	37.500	19	50Alp Cyg	1.2460	10500.	75	49571	No
17	GOM_NL__2PRFIN20110823_010959_000000383105_00419_49571_6091.N1	23-AUG-2011 01:09:59	Bright	38.000	89	5Alp Cep	2.4510	8000.0	76	49571	No
18	GOM_NL__2PRFIN20110823_011347_000000443105_00419_49571_6092.N1	23-AUG-2011 01:13:47	Bright	43.500	74	11Bet Cas	2.2680	6600.0	87	49571	No
19	GOM_NL__2PRFIN20110823_011559_000000403105_00419_49571_6093.N1	23-AUG-2011 01:15:59	Bright	40.000	76	27Gam Cas	2.3000	30000.	80	49571	No
20	GOM_NL__2PRFIN20110823_012941_000000553105_00419_49571_6094.N1	23-AUG-2011 01:29:41	Bright	54.500	6	13Alp Aur	0.080000	3400.0	109	49571	No
21	GOM_NL__2PRFIN20110823_013255_000000433105_00419_49571_6095.N1	23-AUG-2011 01:32:55	Bright	43.000	107	37The Aur	2.6490	11000.	86	49571	No
22	GOM_NL__2PRFIN20110823_013734_000000533105_00419_49571_6096.N1	23-AUG-2011 01:37:34	Twilight_stray	52.500	151	13Mu Gem	2.8900	3000.0	105	49571	No
23	GOM_NL__2PRFIN20110823_013913_000000473105_00419_49571_6097.N1	23-AUG-2011 01:39:13	Twilight_stray	46.500	44	24Gam Gem	1.9280	11000.	93	49571	No
24	GOM_NL__2PRFIN20110823_014307_000000603105_00419_49571_6098.N1	23-AUG-2011 01:43:07	Dark	59.500	14	58Alp Ori	0.87000	3000.0	119	49571	No
25	GOM_NL__2PRFIN20110823_014641_000000583105_00419_49571_6099.N1	23-AUG-2011 01:46:41	Dark	57.500	30	46Eps Ori	1.6940	30000.	115	49571	No
26	GOM_NL__2PRFIN20110823_014832_000000473105_00419_49571_6100.N1	23-AUG-2011 01:48:32	Dark	46.500	1	9Alp CMa	-1.4400	11000.	93	49571	No
27	GOM_NL__2PRFIN20110823_015005_000000693105_00419_49571_6101.N1	23-AUG-2011 01:50:05	Dark	69.000	7	19Bet Ori	0.10000	14000.	138	49571	No
28	GOM_NL__2PRFIN20110823_015240_000000543105_00419_49571_6102.N1	23-AUG-2011 01:52:40	Dark	53.500	139	9Bet Lep	2.8330	5600.0	107	49571	No
29	GOM_NL__2PRFIN20110823_020617_000000553105_00420_49572_6100.N1	23-AUG-2011 02:06:17	Dark	55.000	157	The1Eri	2.9060	9300.0	110	49572	No
30	GOM_NL__2PRFIN20110823_020923_000000423105_00420_49572_6101.N1	23-AUG-2011 02:09:23	Dark	42.000	9	Alp Eri	0.45300	24000.	84	49572	No
31	GOM_NL__2PRFIN20110823_021517_000000543105_00420_49572_6102.N1	23-AUG-2011 02:15:17	Straylight	54.000	84	Alp Phe	2.3970	4500.0	108	49572	No
32	GOM_NL__2PRFIN20110823_021721_000000463105_00420_49572_6103.N1	23-AUG-2011 02:17:21	Straylight	45.500	63	Bet Gru	2.1500	2800.0	91	49572	No
33	GOM_NL__2PRFIN20110823_022202_000000483105_00420_49572_6104.N1	23-AUG-2011 02:22:02	Straylight	48.000	18	24Alp PsA	1.1660	9700.0	96	49572	No
34	GOM_NL__2PRFIN20110823_022711_000000413105_00420_49572_6105.N1	23-AUG-2011 02:27:11	Bright	40.500	142	49Del Cap	2.8500	8900.0	81	49572	No
35	GOM_NL__2PRFIN20110823_023026_000000403105_00420_49572_6106.N1	23-AUG-2011 02:30:26	Bright	40.000	154	22Bet Aqr	2.8990	5700.0	80	49572	No
36	GOM_NL__2PRFIN20110823_023208_000000433105_00420_49572_6107.N1	23-AUG-2011 02:32:08	Bright	43.000	162	34Alp Aqr	2.9440	5350.0	86	49572	No
37	GOM_NL__2PRFIN20110823_023512_000000413105_00420_49572_6108.N1	23-AUG-2011 02:35:12	Bright	41.000	61	8Eps Peg	2.1000	3900.0	82	49572	No
38	GOM_NL__2PRFIN20110823_024151_000000383105_00420_49572_6109.N1	23-AUG-2011 02:41:51	Bright	38.000	92	53Eps Cyg	2.5000	4500.0	76	49572	No
39	GOM_NL__2PRFIN20110823_024503_000000373105_00420_49572_6110.N1	23-AUG-2011 02:45:03	Bright	36.500	19	50Alp Cyg	1.2460	10500.	73	49572	No
40	GOM_NL__2PRFIN20110823_025012_000000353105_00420_49572_6111.N1	23-AUG-2011 02:50:12	Bright	35.000	89	5Alp Cep	2.4510	8000.0	70	49572	No
41	GOM_NL__2PRFIN20110823_025400_000000453105_00420_49572_6112.N1	23-AUG-2011 02:54:00	Bright	44.500	74	11Bet Cas	2.2680	6600.0	89	49572	No
42	GOM_NL__2PRFIN20110823_025612_000000413105_00420_49572_6113.N1	23-AUG-2011 02:56:12	Bright	40.500	76	27Gam Cas	2.3000	30000.	81	49572	No

279	GOM_NL__2PRFIN20110823_220919_000000543106_00001_49584_6121.N1	23-AUG-2011 22:09:19	Dark	53.500	157	The1Eri	2.9060	9300.0	107	49584	No
280	GOM_NL__2PRFIN20110823_221218_000000453106_00001_49584_6122.N1	23-AUG-2011 22:12:18	Dark	44.500	9	Alp Eri	0.45300	24000.	89	49584	No
281	GOM_NL__2PRFIN20110823_221813_000000563106_00001_49584_6123.N1	23-AUG-2011 22:18:13	Straylight	55.500	84	Alp Phe	2.3970	4500.0	111	49584	No
282	GOM_NL__2PRFIN20110823_222013_000000483106_00001_49584_6124.N1	23-AUG-2011 22:20:13	Straylight	47.500	63	Bet Gru	2.1500	2800.0	95	49584	No
283	GOM_NL__2PRFIN20110823_222454_000000503106_00001_49584_6125.N1	23-AUG-2011 22:24:54	Straylight	49.500	18	24Alp PsA	1.1660	9700.0	99	49584	No
284	GOM_NL__2PRFIN20110823_223001_000000453106_00001_49584_6126.N1	23-AUG-2011 22:30:01	Bright	45.000	142	49Del Cap	2.8500	8900.0	90	49584	No
285	GOM_NL__2PRFIN20110823_223315_000000393106_00001_49584_6127.N1	23-AUG-2011 22:33:15	Bright	39.000	154	22Bet Aqr	2.8990	5700.0	78	49584	No
286	GOM_NL__2PRFIN20110823_223455_000000443106_00001_49584_6128.N1	23-AUG-2011 22:34:55	Bright	44.000	162	34Alp Aqr	2.9440	5350.0	88	49584	No
287	GOM_NL__2PRFIN20110823_223758_000000413106_00001_49584_6129.N1	23-AUG-2011 22:37:58	Bright	40.500	61	8Eps Peg	2.1000	3900.0	81	49584	No
288	GOM_NL__2PRFIN20110823_224438_000000383106_00001_49584_6130.N1	23-AUG-2011 22:44:38	Bright	38.000	92	53Eps Cyg	2.5000	4500.0	76	49584	No
289	GOM_NL__2PRFIN20110823_224749_000000353106_00001_49584_6131.N1	23-AUG-2011 22:47:49	Bright	34.500	19	50Alp Cyg	1.2460	10500.	69	49584	No
290	GOM_NL__2PRFIN20110823_225258_000000383106_00001_49584_6132.N1	23-AUG-2011 22:52:58	Bright	37.500	89	5Alp Cep	2.4510	8000.0	75	49584	No
291	GOM_NL__2PRFIN20110823_225639_000000473106_00001_49584_6133.N1	23-AUG-2011 22:56:39	Bright	46.500	74	11Bet Cas	2.2680	6600.0	93	49584	No
292	GOM_NL__2PRFIN20110823_225851_000000483106_00001_49584_6134.N1	23-AUG-2011 22:58:51	Bright	47.500	76	27Gam Cas	2.3000	30000.	95	49584	No
293	GOM_NL__2PRFIN20110823_231240_000000533106_00001_49584_6135.N1	23-AUG-2011 23:12:40	Bright	52.500	6	13Alp Aur	0.080000	3400.0	105	49584	No
294	GOM_NL__2PRFIN20110823_231557_000000443106_00001_49584_6136.N1	23-AUG-2011 23:15:57	Bright	43.500	107	37The Aur	2.6490	11000.	87	49584	No
295	GOM_NL__2PRFIN20110823_232039_000000513106_00001_49584_6137.N1	23-AUG-2011 23:20:39	Tw_i_and_stray	51.000	151	13Mu Gem	2.8900	3000.0	102	49584	No
296	GOM_NL__2PRFIN20110823_232218_000000473106_00001_49584_6138.N1	23-AUG-2011 23:22:18	Tw_i_and_stray	46.500	44	24Gam Gem	1.9280	11000.	93	49584	No
297	GOM_NL__2PRFIN20110823_232617_000000553106_00001_49584_6139.N1	23-AUG-2011 23:26:17	Dark	54.500	14	58Alp Ori	0.87000	3000.0	109	49584	No
298	GOM_NL__2PRFIN20110823_232954_000000533106_00001_49584_6140.N1	23-AUG-2011 23:29:54	Dark	52.500	30	46Eps Ori	1.6940	30000.	105	49584	No
299	GOM_NL__2PRFIN20110823_233140_000000523106_00001_49584_6141.N1	23-AUG-2011 23:31:40	Dark	51.500	1	9Alp CMa	-1.4400	11000.	103	49584	No
300	GOM_NL__2PRFIN20110823_233321_000000283106_00001_49584_6142.N1	23-AUG-2011 23:33:21	Dark	28.000	7	19Bet Ori	0.10000	14000.	56	49584	No
301	GOM_NL__2PRFIN20110823_233454_000000483106_00001_49584_6143.N1	23-AUG-2011 23:34:54	Dark	47.500	101	11Alp Lep	2.5820	7000.0	95	49584	No
302	GOM_NL__2PRFIN20110823_234934_000000553106_00002_49585_6121.N1	23-AUG-2011 23:49:34	Dark	55.000	157	The1Eri	2.9060	9300.0	110	49585	No
303	GOM_NL__2PRFIN20110823_235233_000000443106_00002_49585_6122.N1	23-AUG-2011 23:52:33	Dark	44.000	9	Alp Eri	0.45300	24000.	88	49585	No
304	GOM_NL__2PRFIN20110823_235828_000000513106_00002_49585_6123.N1	23-AUG-2011 23:58:28	Straylight	50.500	84	Alp Phe	2.3970	4500.0	101	49585	No

3. Quality information per product


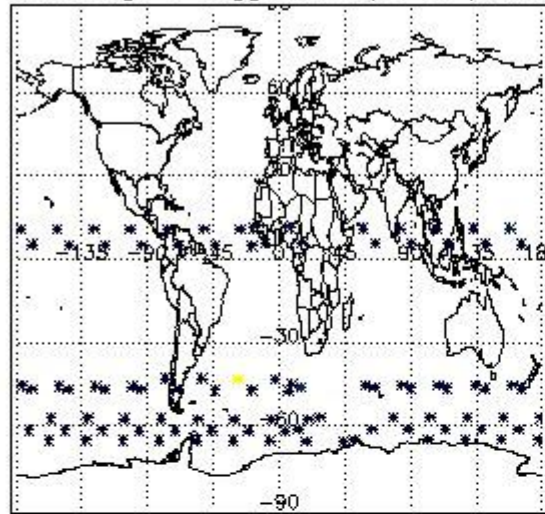
In this section it is plotted some information contained in the Quality Summary data set of the level 2 products. Only products in dark limb conditions and without errors (error flag in the MPH set to "0") are used.

3.1 Plot quality information per product (time dependant)

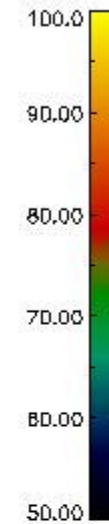
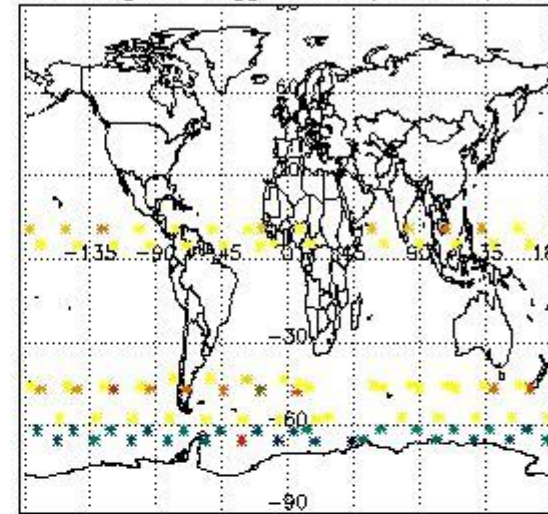


3.2 Plot quality information per product (world map)


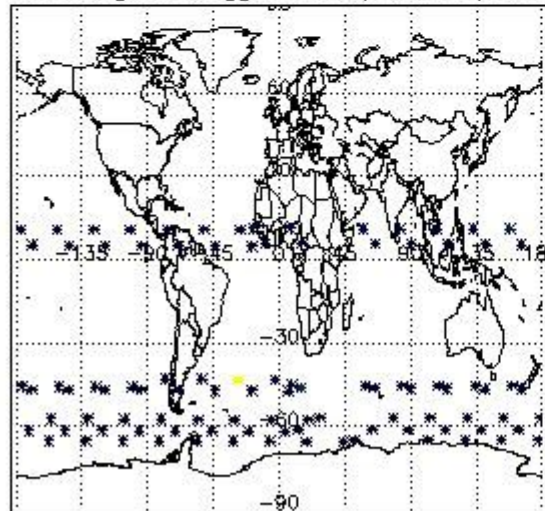
Percentage of flagged data per O3 profile



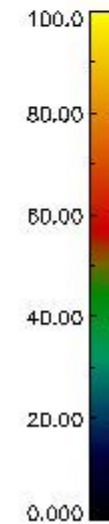
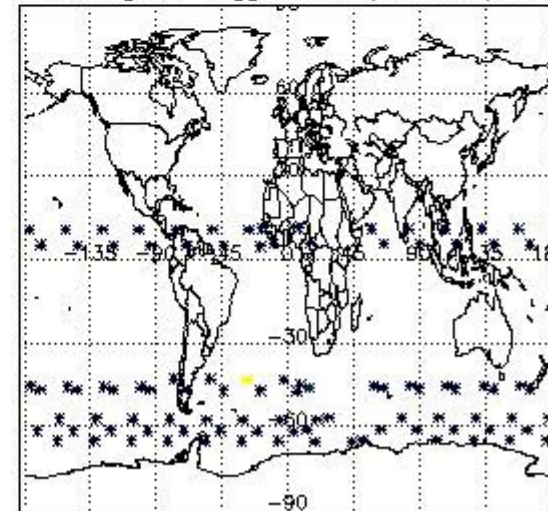
Percentage of flagged data per H2O profile



Percentage of flagged data per NO2 profile



Percentage of flagged data per NO3 profile

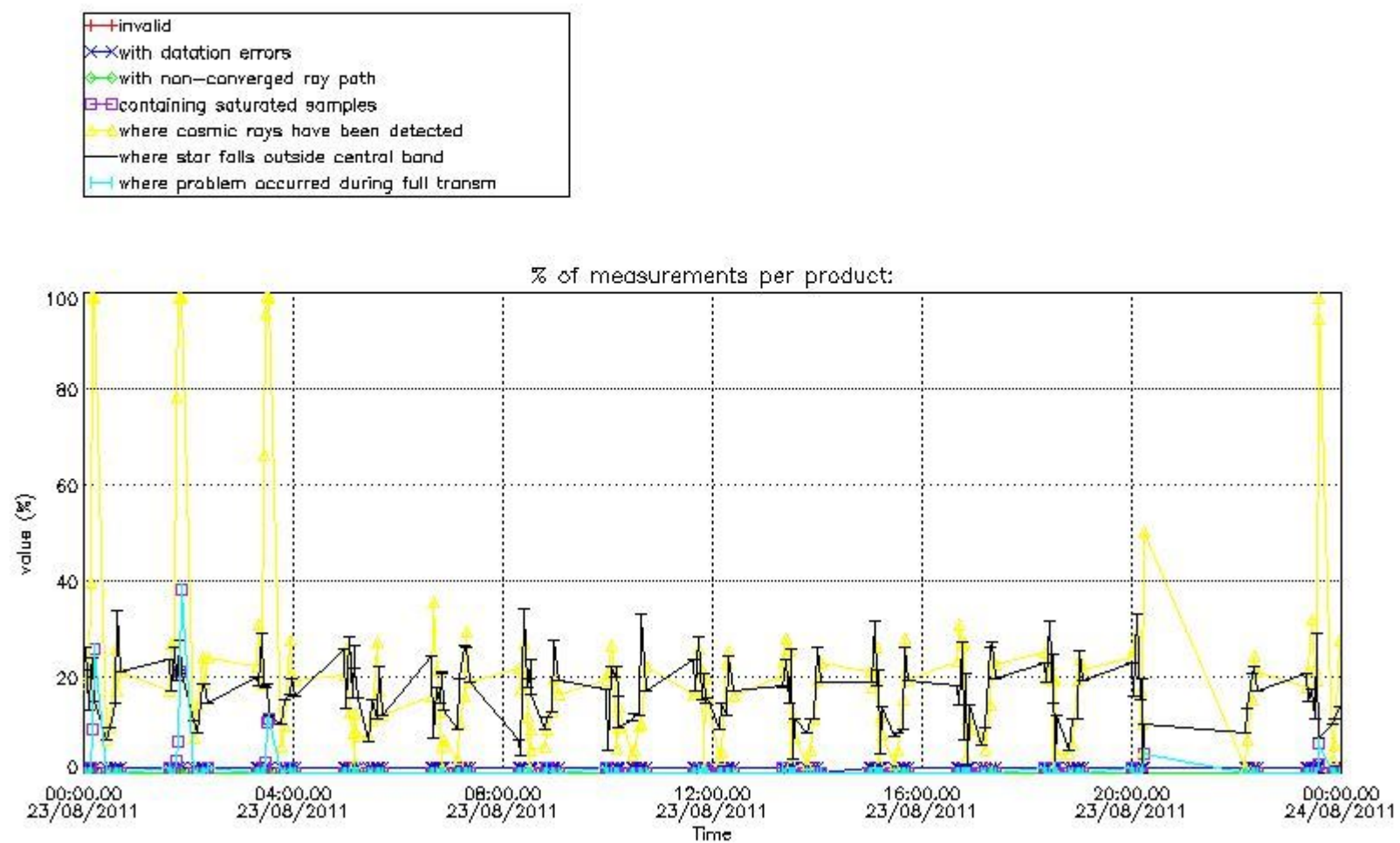


4. Level 1 quality information per product

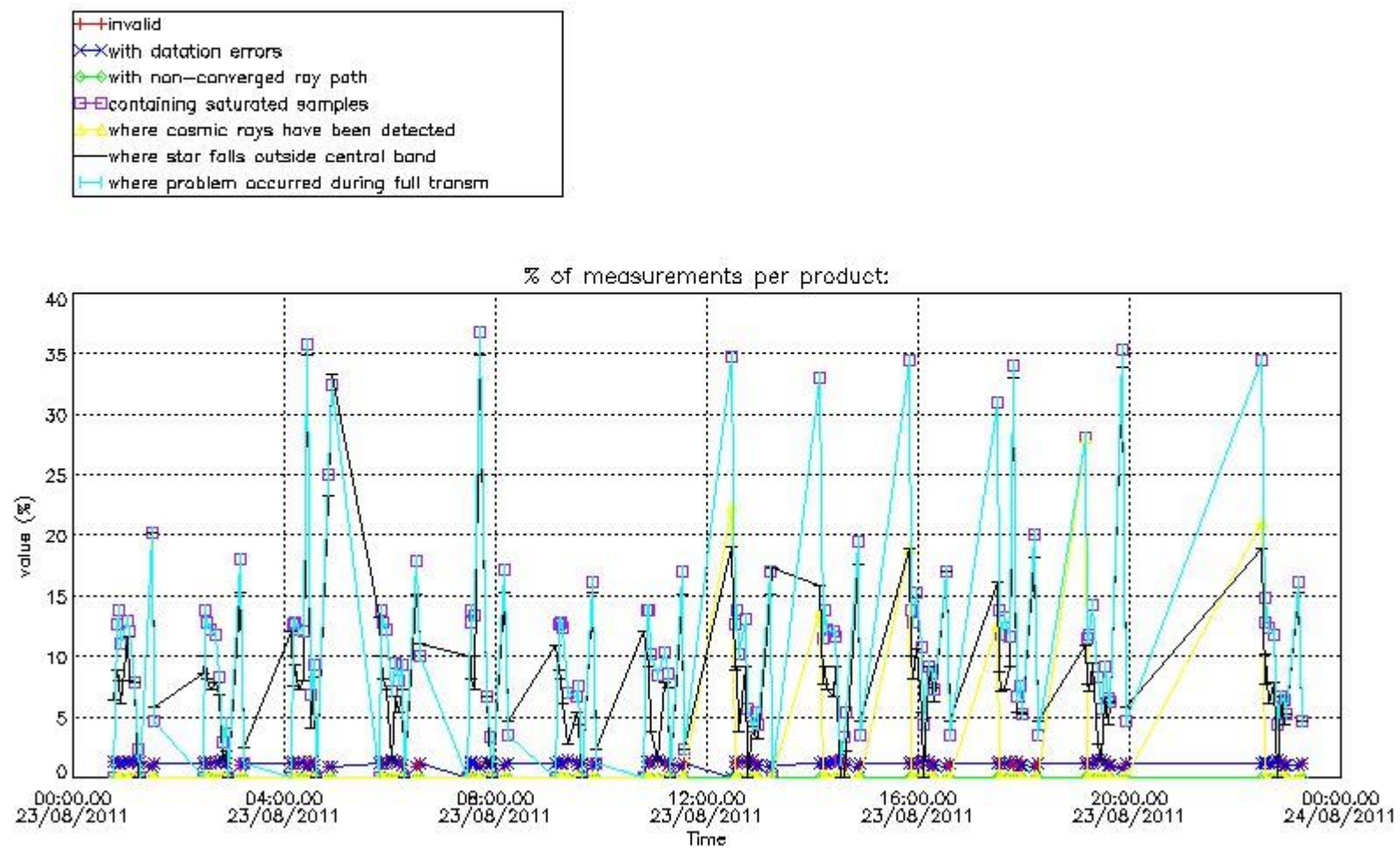
In this section it is plotted some information contained in the Quality Summary data set of the level 2 products that comes from the level 1b processing. Products without errors (error flag in the MPH set to "0") are used.

4.1 Plot quality information per product (time dependant) coming from level 1b processing

4.1.1 Plot level 1 quality information per product (time dependant): ENVISAT ASCENDING passes

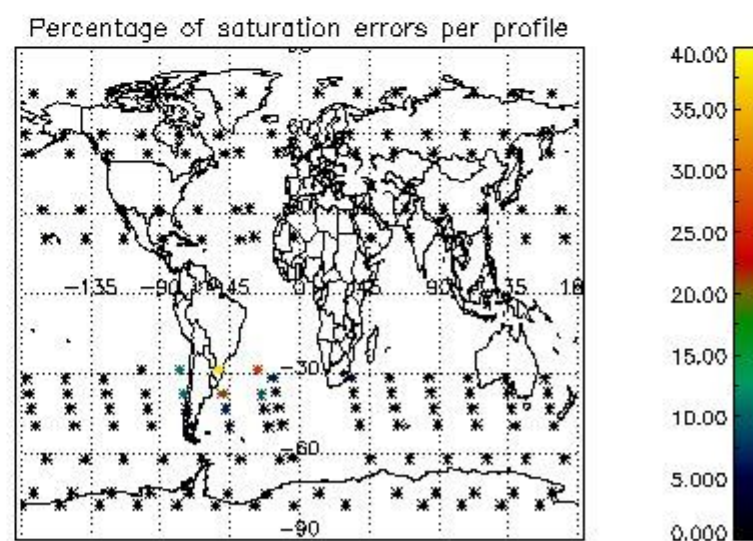
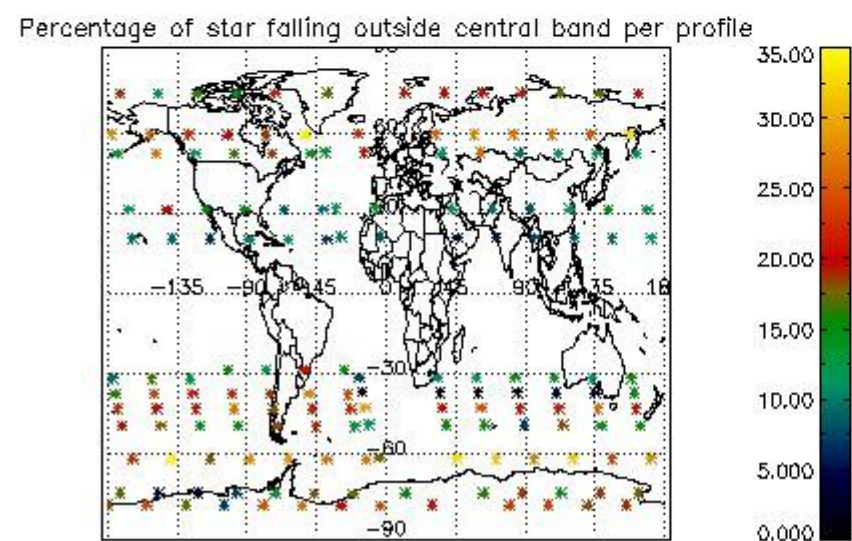
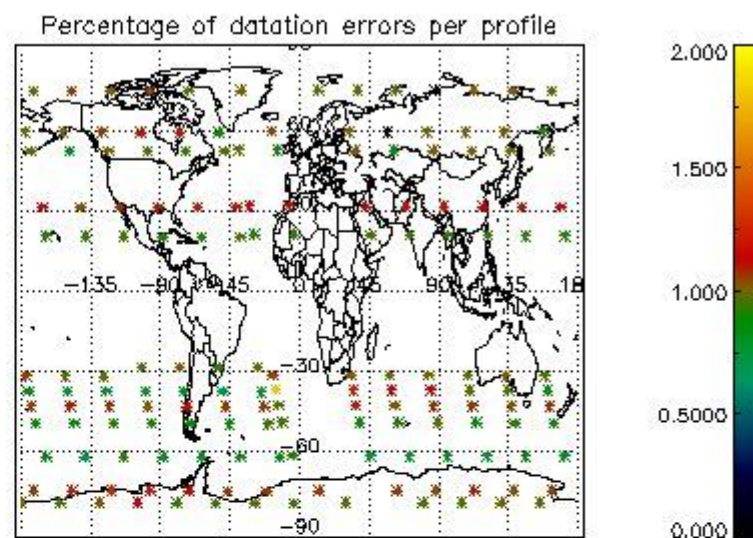
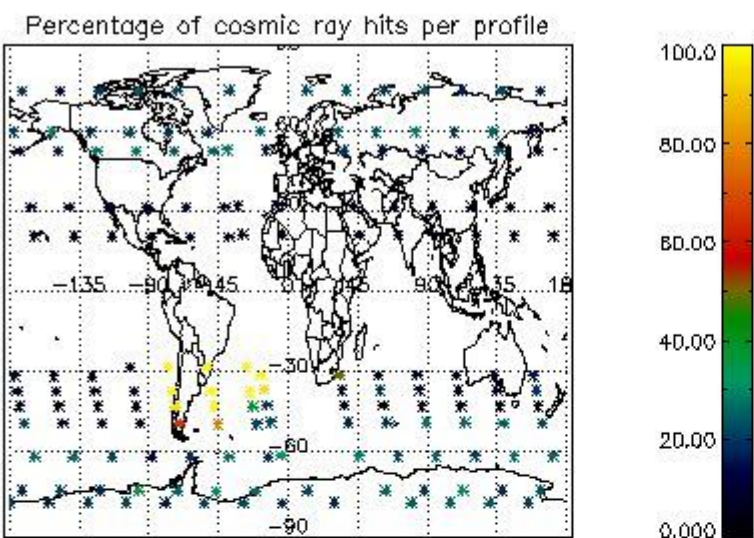


4.1.2 Plot level 1 quality information per product (time dependant): ENVI SAT DESCENDING passes

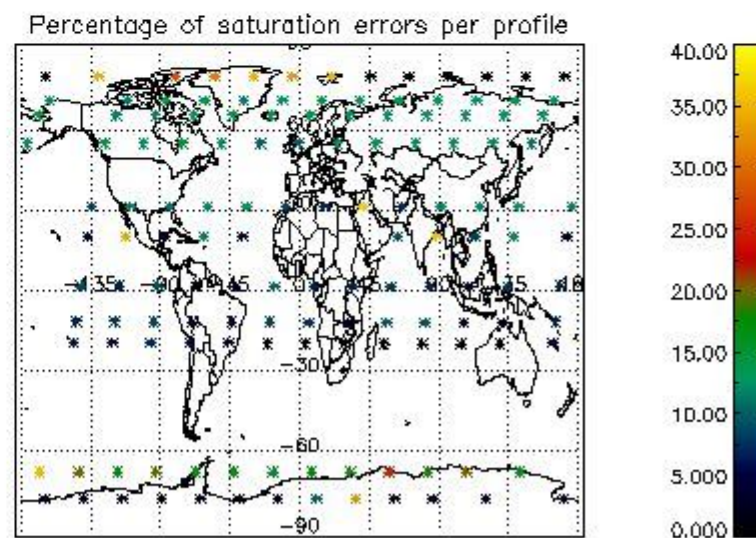
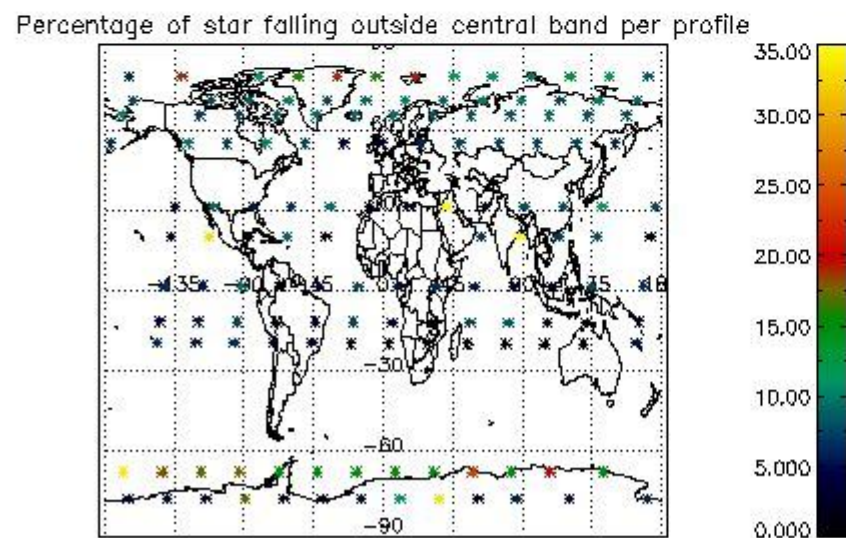
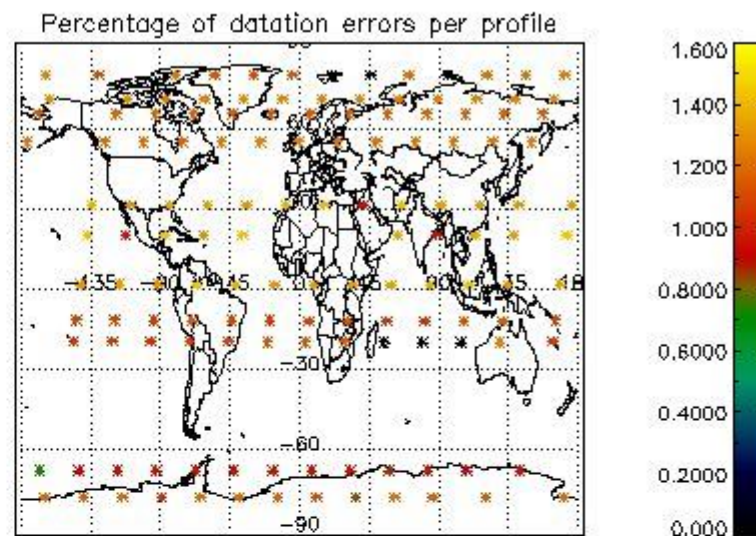
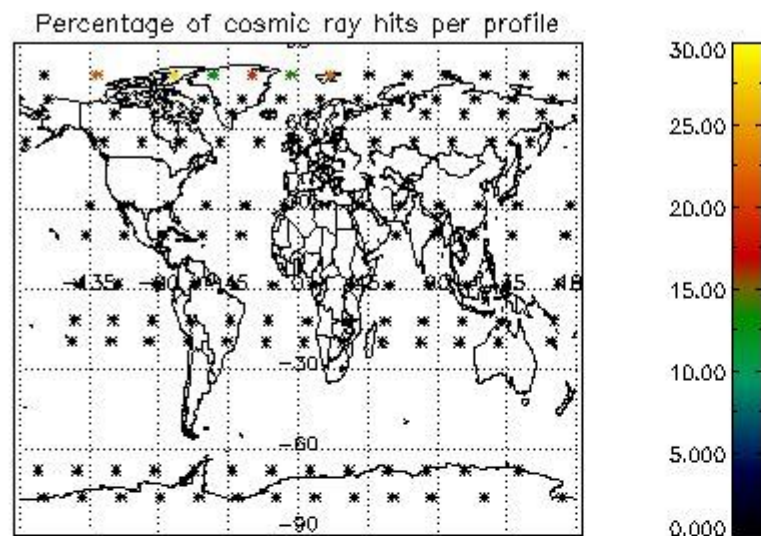


4.2 Plot quality information per product coming from level 1b processing (world map)

4.2.1 Plot level 1 quality information per product (world map): ENVISAT ASCENDING passes



4.2.2 Plot level 1 quality information per product (world map): ENVISAT DESCENDING passes



5. Trace gas profiles

5.1 Ozone statistics based on quality of products

The final quality of the products can be "measured" using the STD (Standard Deviation) attached to every point profile. This information is written to the parameter GOM_NL__2P/NL_LOCAL_SPECIES_DENSITY/o3_std of the level 2 products. The table below shows the statistics for given STD ranges.

The statistics are given with respect to the overall valid production:

- Products without fatal errors: GOM_NL__2P/MPH/PRODUCT_ERR=0
- Valid point profile: GOM_NL__2P/NL_LOCAL_SPECIES_DENSITY/pcd(0)=0

The 'Criteria' is applied to valid points of dark limb products:

- Products in dark limb illumination condition: GOM_NL__2P/NL_SUMMARY_QUALITY/obs_ill_cond=0
- Products without fatal errors: GOM_NL__2P/MPH/PRODUCT_ERR=0
- Valid point profile: GOM_NL__2P/NL_LOCAL_SPECIES_DENSITY/pcd(0)=0

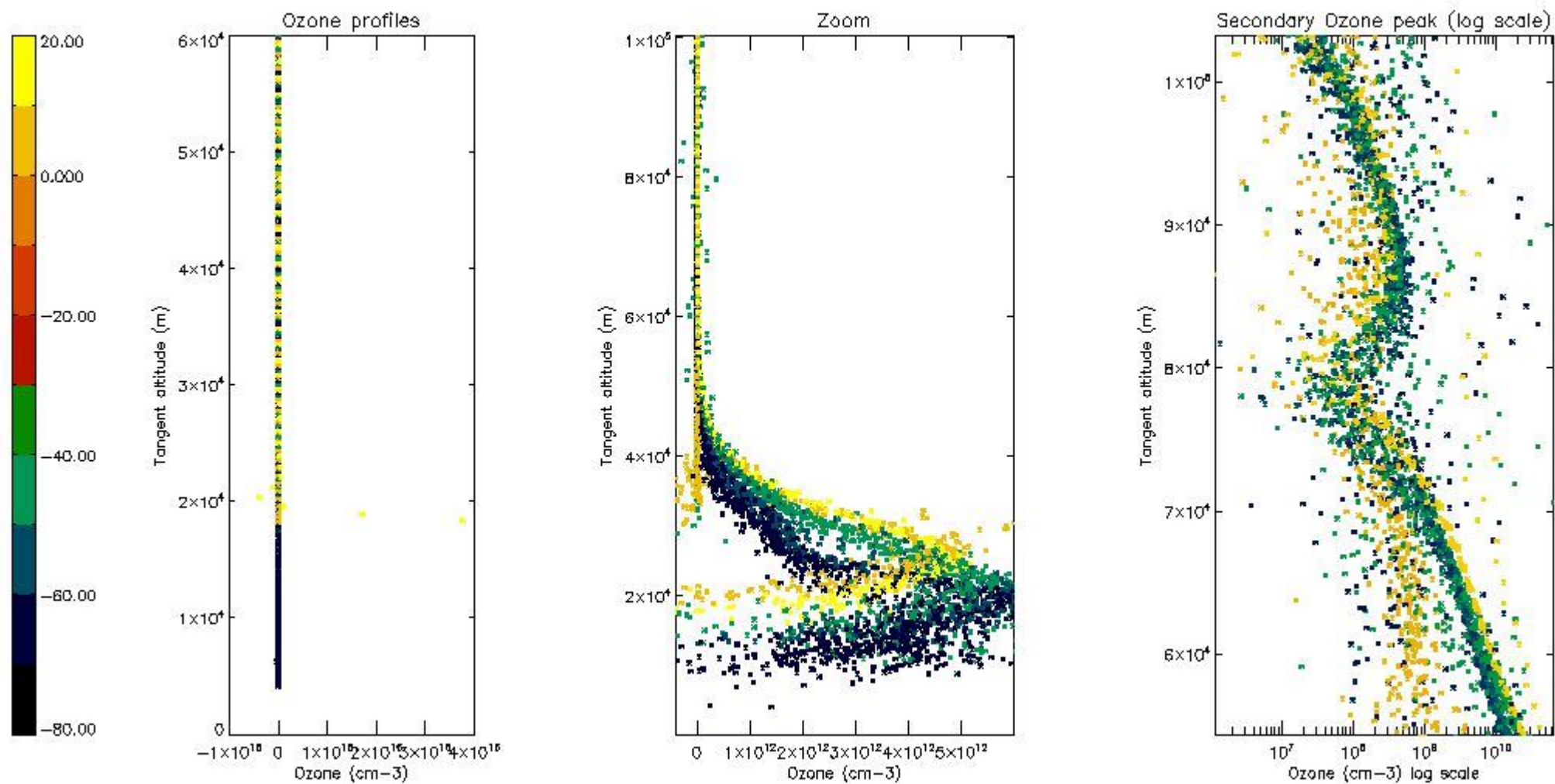
So, the table below shows the percentage of dark limb and valid observations for each criteria with respect to the overall valid daily observations.

Criteria	% of total production
All STD	37
STD < 20	20

STD < 10	16
STD < 5	12

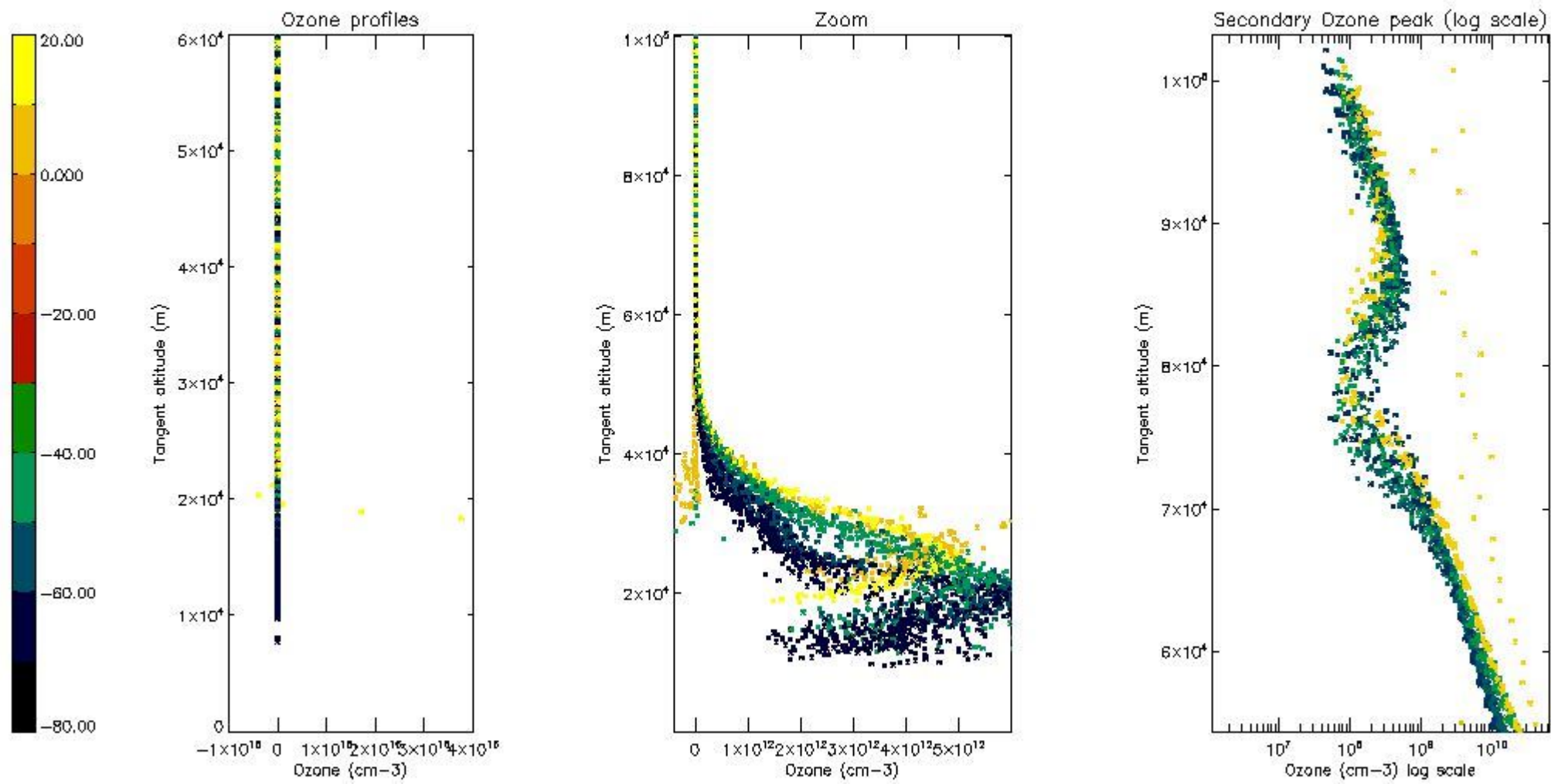
5.2 Plot ozone profiles for all STD (dark without errors)

The colorbar represents the latitude.



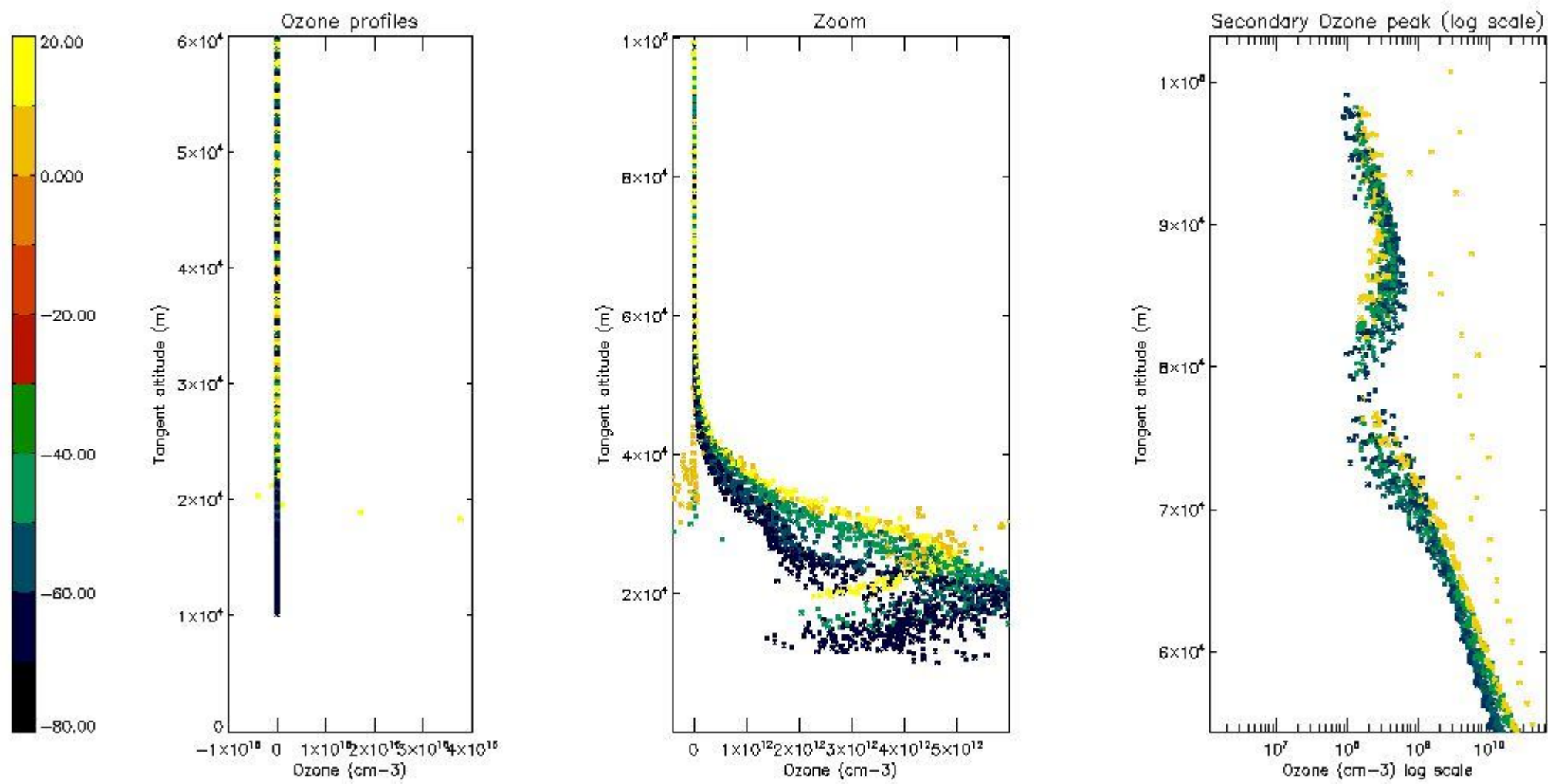
5.3 Plot ozone profiles where STD < 20% (dark without errors)

The colorbar represents the latitude.



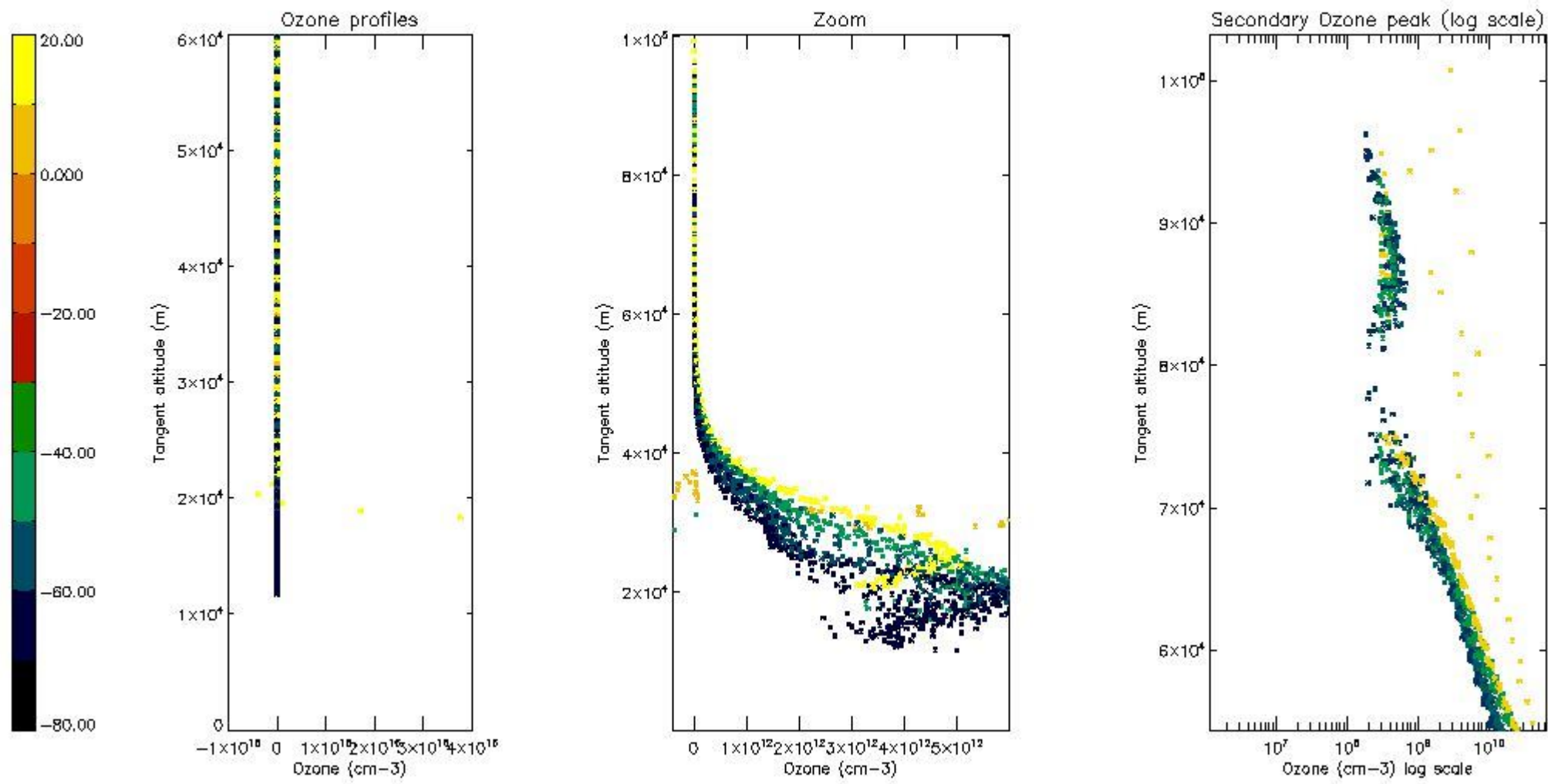
5.4 Plot ozone profiles where STD < 10% (dark without errors)

The colorbar represents the latitude.



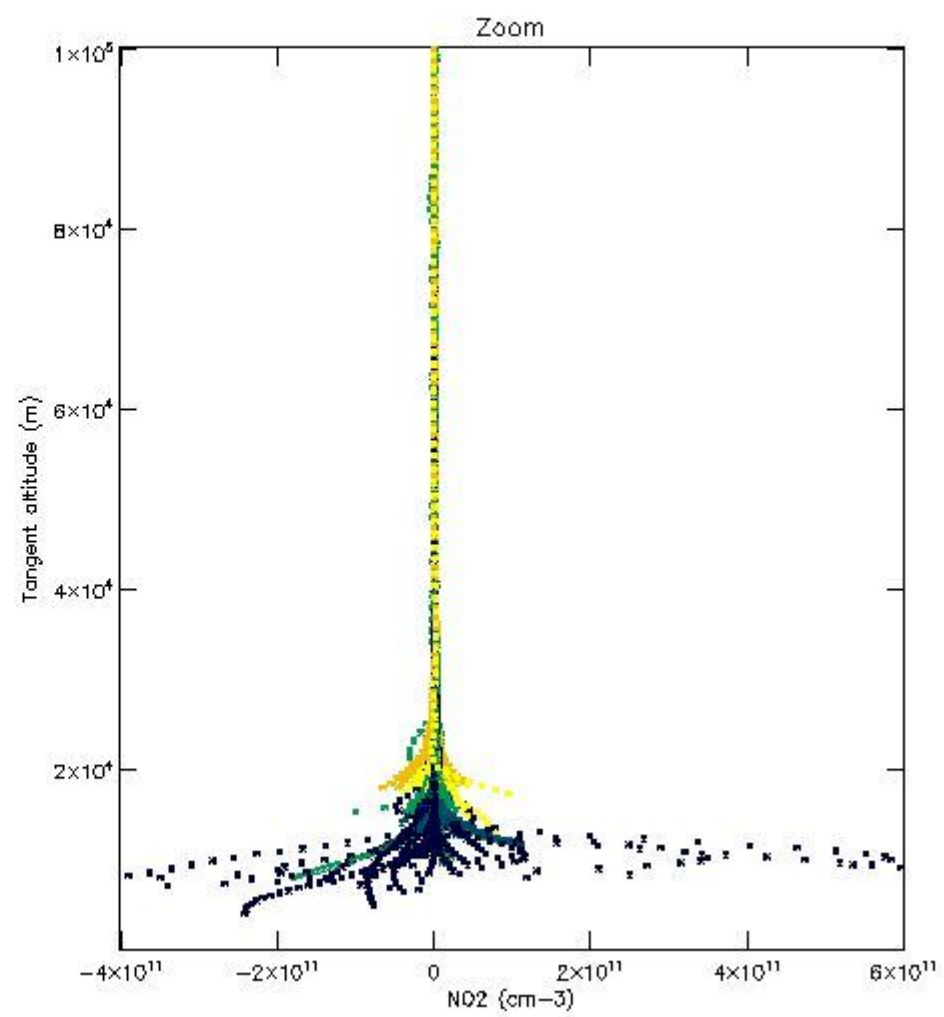
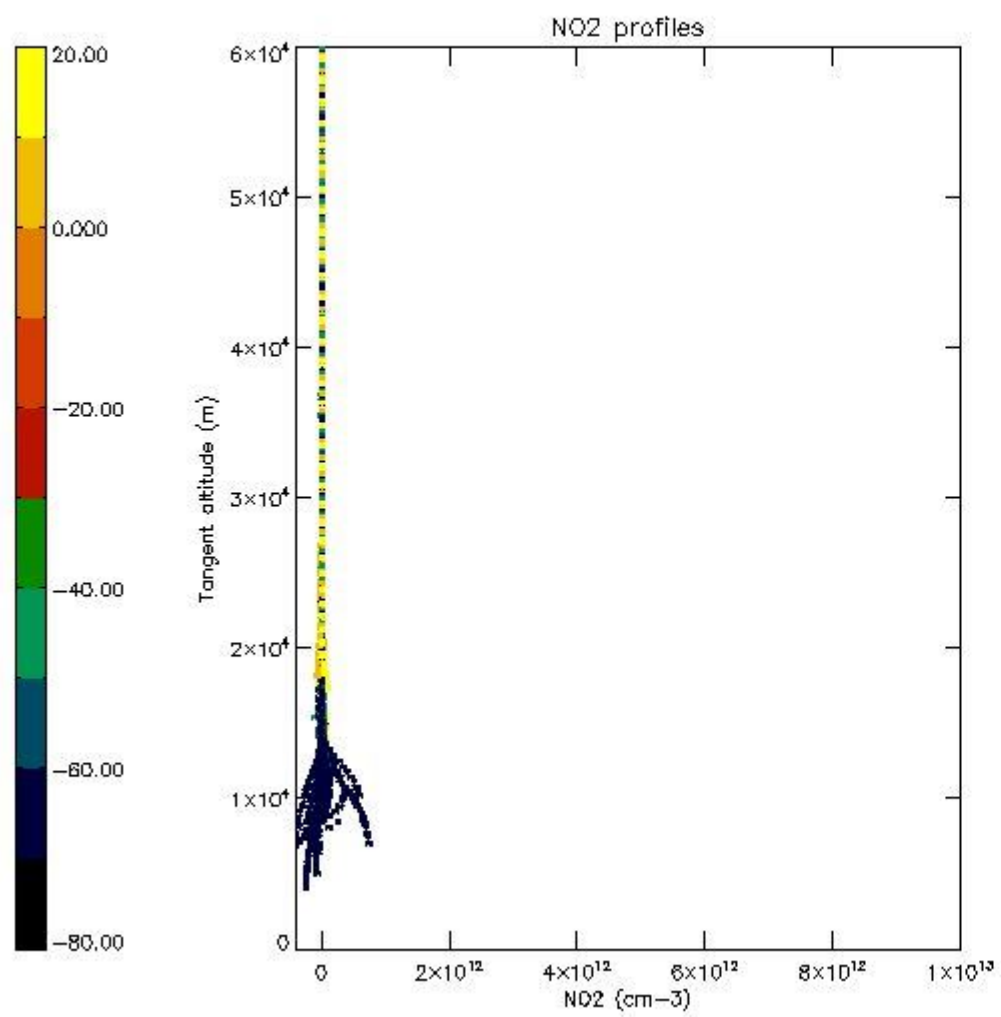
5.5 Plot ozone profiles where $STD < 5\%$ (dark without errors)

The colorbar represents the latitude.



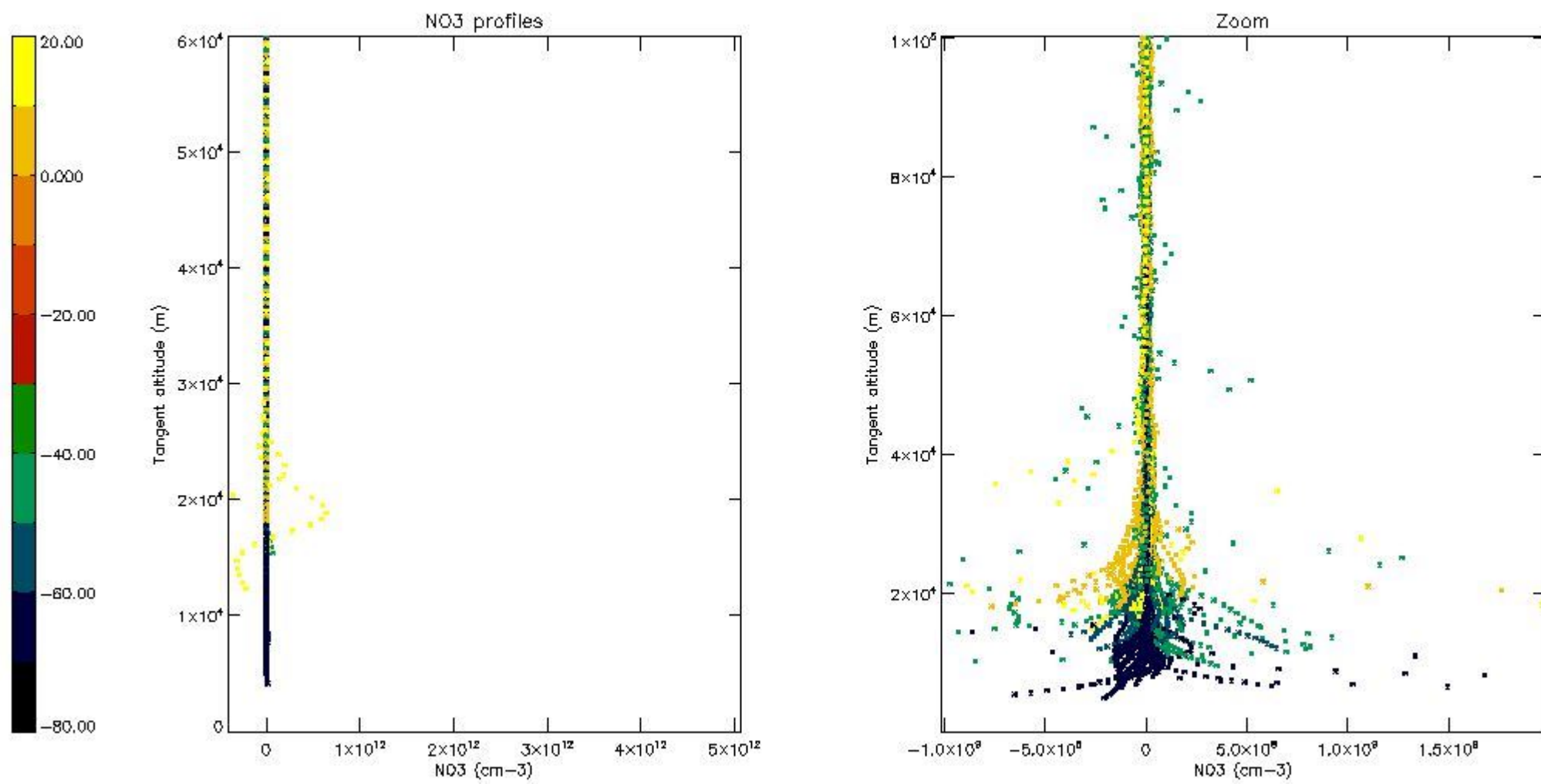
5.6 Plot NO₂ profiles for all STD (dark without errors)

The colorbar represents the latitude.



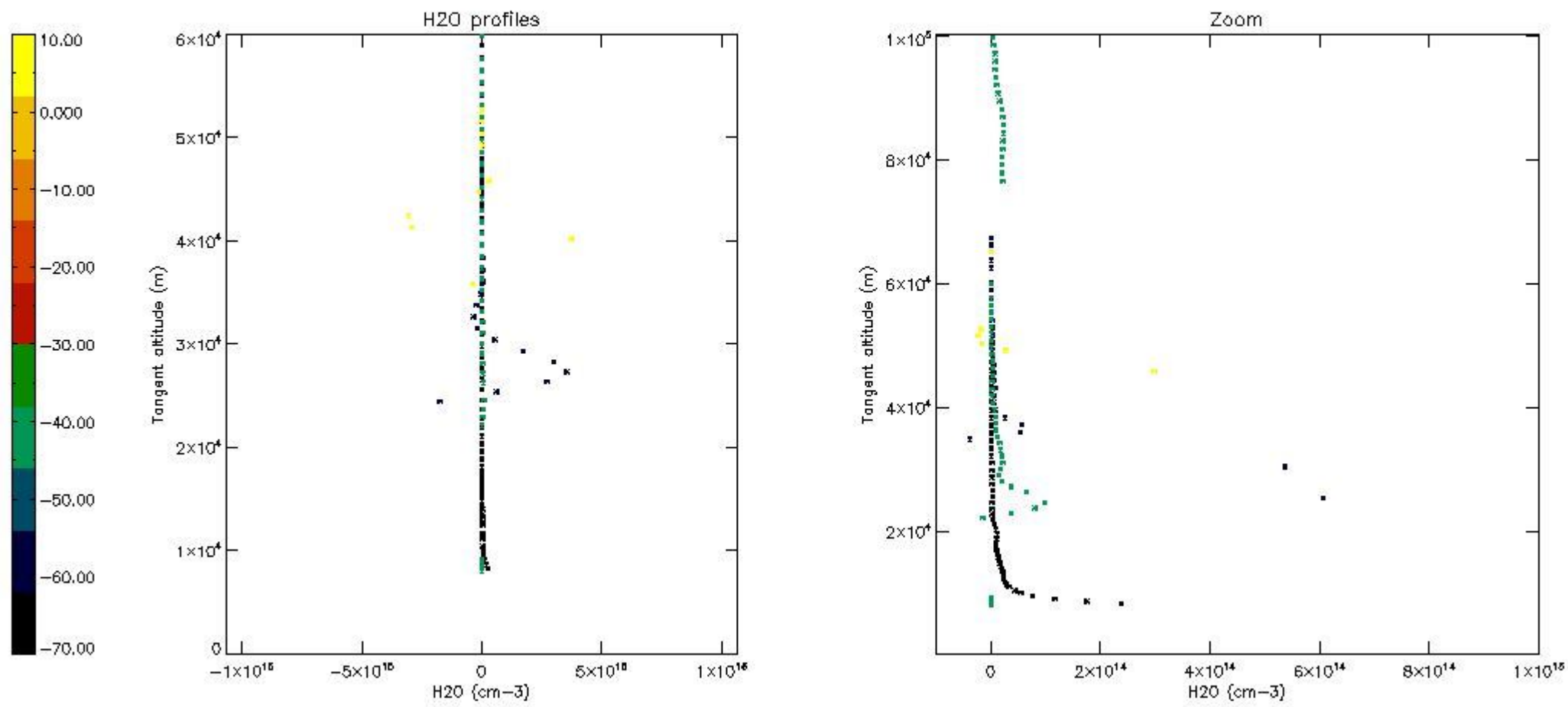
5.7 Plot NO3 profiles for all STD (dark without errors)

The colorbar represents the latitude.



5.8 Plot H₂O profiles for all STD (only for occultations of stars 1,2,3,4,13,14,16,26,63 dark without errors)

The colorbar represents the latitude.



6. Auxiliary Data Files used for the production reported in section 2

The number reported in the third column indicates since which file (see list in section 2) the corresponding auxiliary file has been used. The fourth column is the date of those product files.

Type	Auxiliary Filename	Used since product	Used since product date
INST_PHYS_CHARACTERISTICS	GOM_INS_AXVIEC20091111_143220_20030716_120000_20500101_000000	1	23-AUG-2011 00:02:53
LEVEL-2_PROC_CONFIG	GOM_PR2_AXVIEC20091111_152718_20020301_000000_20500101_000000	1	23-AUG-2011 00:02:53
CROSS_SECTIONS_FILE	GOM_CR2_AXVIEC20091111_154832_20020301_000000_20500101_000000	1	23-AUG-2011 00:02:53

GOMOS Level 2 Daily Report

SUMMARY

[1. General Info](#)

[2. Summary of processed GOM_NL_2P products](#)

[3. Level 2 Quality information per product](#)

[3.1 Plot of level 2 quality information per product \(time dependant\)](#)

[3.2 Plot of level 2 quality information per product \(world map\)](#)

[4. Level 1 Quality information per product \(stored on level 2 products\)](#)

[4.1 Plot of level 1 quality information per product \(time dependant\)](#)

[4.1.1 Plot of level 1 quality information per product \(time dependant\): ASCENDING](#)

[4.1.2 Plot of level 1 quality information per product \(time dependant\): DESCENDING](#)

[4.2 Plot of level 1 quality information per product \(world map\)](#)

[4.2.1 Plot of level 1 quality information per product \(world map\): ASCENDING](#)

[4.2.2 Plot of level 1 quality information per product \(world map\): DESCENDING](#)

[5. Ozone profiles based on quality statistics and other trace gas profiles](#)

[5.1 Ozone statistics based on quality of products](#)

[5.2 Plot ozone profiles for all STD \(dark without errors\)](#)

[5.3 Plot ozone profiles where STD < 20% \(dark without errors\)](#)

[5.4. Plot ozone profiles where STD < 10% \(dark without errors\)](#)

[5.5. Plot ozone profiles where STD < 5% \(dark without errors\)](#)

[5.6 Plot NO2 profiles for all STD \(dark without errors\)](#)

[5.7 Plot NO3 profiles for all STD \(dark without errors\)](#)

[5.8 Plot H2O profiles \(only for occultations of stars 1,2,3,4,13,14,16,26,63 dark without errors\) for all STD](#)

[6. Auxiliary Data Files used for the production reported in section 2](#)

This report presents the daily analysis on parameters extracted from GOMOS level 2 data (GOM_NL__2P). It is intended to monitor some important parameters that will impact the quality of these products. A list of level 2 products (and content) that have arrived during the reporting day to the PCF is also given.

Item	Value
Time of report generation	24APR2013 17:18:15
Data source version	GOMOS/6.01
Start time of products	23-08-2011 (23AUG2011 00:00:00)
Stop time of products	24-08-2011 (24AUG2011 00:00:00)
Store outputs in DB	Yes
Nb of level 2 prods	304
Nb of prods with errors	0

2. Summary of processed GOM_NL__2P products.

Nr	Filename	UTC Start time	Limb	Duration	Star Id	Star Name	Star Mag	Star Temp	Nb Meas	Orbit	Prod. error
1	GOM_NL__2PRFIN20110823_000253_000000593105_00418_49570_6098.N1	23-AUG-2011 00:02:53	Dark	59.000	14	58Alp Ori	0.87000	3000.0	118	49570	No
2	GOM_NL__2PRFIN20110823_000626_000000533105_00418_49570_6099.N1	23-AUG-2011 00:06:26	Dark	53.000	30	46Eps Ori	1.6940	30000.	106	49570	No
3	GOM_NL__2PRFIN20110823_000818_000000473105_00418_49570_6100.N1	23-AUG-2011 00:08:18	Dark	46.500	1	9Alp CMa	-1.4400	11000.	93	49570	No
4	GOM_NL__2PRFIN20110823_000950_000000653105_00418_49570_6101.N1	23-AUG-2011 00:09:50	Dark	65.000	7	19Bet Ori	0.10000	14000.	130	49570	No
5	GOM_NL__2PRFIN20110823_001225_000000513105_00418_49570_6102.N1	23-AUG-2011 00:12:25	Dark	50.500	139	9Bet Lep	2.8330	5600.0	101	49570	No
6	GOM_NL__2PRFIN20110823_002601_000000523105_00419_49571_6080.N1	23-AUG-2011 00:26:01	Dark	52.000	157	The1Eri	2.9060	9300.0	104	49571	No
7	GOM_NL__2PRFIN20110823_002908_000000433105_00419_49571_6081.N1	23-AUG-2011 00:29:08	Dark	43.000	9	Alp Eri	0.45300	24000.	86	49571	No
8	GOM_NL__2PRFIN20110823_003502_000000523105_00419_49571_6082.N1	23-AUG-2011 00:35:02	Straylight	52.000	84	Alp Phe	2.3970	4500.0	104	49571	No
9	GOM_NL__2PRFIN20110823_003706_000000563105_00419_49571_6083.N1	23-AUG-2011 00:37:06	Straylight	56.000	63	Bet Gru	2.1500	2800.0	112	49571	No
10	GOM_NL__2PRFIN20110823_004148_000000523105_00419_49571_6084.N1	23-AUG-2011 00:41:48	Twilight_stray	52.000	18	24Alp PsA	1.1660	9700.0	104	49571	No
11	GOM_NL__2PRFIN20110823_004657_000000403105_00419_49571_6085.N1	23-AUG-2011 00:46:57	Bright	39.500	142	49Del Cap	2.8500	8900.0	79	49571	No
12	GOM_NL__2PRFIN20110823_005012_000000403105_00419_49571_6086.N1	23-AUG-2011 00:50:12	Bright	39.500	154	22Bet Aqr	2.8990	5700.0	79	49571	No
13	GOM_NL__2PRFIN20110823_005155_000000443105_00419_49571_6087.N1	23-AUG-2011 00:51:55	Bright	43.500	162	34Alp Aqr	2.9440	5350.0	87	49571	No
14	GOM_NL__2PRFIN20110823_005458_000000413105_00419_49571_6088.N1	23-AUG-2011 00:54:58	Bright	40.500	61	8Eps Peg	2.1000	3900.0	81	49571	No
15	GOM_NL__2PRFIN20110823_010137_000000393105_00419_49571_6089.N1	23-AUG-2011 01:01:37	Bright	38.500	92	53Eps Cyg	2.5000	4500.0	77	49571	No
16	GOM_NL__2PRFIN20110823_010449_000000383105_00419_49571_6090.N1	23-AUG-2011 01:04:49	Bright	37.500	19	50Alp Cyg	1.2460	10500.	75	49571	No
17	GOM_NL__2PRFIN20110823_010959_000000383105_00419_49571_6091.N1	23-AUG-2011 01:09:59	Bright	38.000	89	5Alp Cep	2.4510	8000.0	76	49571	No
18	GOM_NL__2PRFIN20110823_011347_000000443105_00419_49571_6092.N1	23-AUG-2011 01:13:47	Bright	43.500	74	11Bet Cas	2.2680	6600.0	87	49571	No
19	GOM_NL__2PRFIN20110823_011559_000000403105_00419_49571_6093.N1	23-AUG-2011 01:15:59	Bright	40.000	76	27Gam Cas	2.3000	30000.	80	49571	No
20	GOM_NL__2PRFIN20110823_012941_000000553105_00419_49571_6094.N1	23-AUG-2011 01:29:41	Bright	54.500	6	13Alp Aur	0.080000	3400.0	109	49571	No
21	GOM_NL__2PRFIN20110823_013255_000000433105_00419_49571_6095.N1	23-AUG-2011 01:32:55	Bright	43.000	107	37The Aur	2.6490	11000.	86	49571	No
22	GOM_NL__2PRFIN20110823_013734_000000533105_00419_49571_6096.N1	23-AUG-2011 01:37:34	Twilight_stray	52.500	151	13Mu Gem	2.8900	3000.0	105	49571	No
23	GOM_NL__2PRFIN20110823_013913_000000473105_00419_49571_6097.N1	23-AUG-2011 01:39:13	Twilight_stray	46.500	44	24Gam Gem	1.9280	11000.	93	49571	No
24	GOM_NL__2PRFIN20110823_014307_000000603105_00419_49571_6098.N1	23-AUG-2011 01:43:07	Dark	59.500	14	58Alp Ori	0.87000	3000.0	119	49571	No
25	GOM_NL__2PRFIN20110823_014641_000000583105_00419_49571_6099.N1	23-AUG-2011 01:46:41	Dark	57.500	30	46Eps Ori	1.6940	30000.	115	49571	No
26	GOM_NL__2PRFIN20110823_014832_000000473105_00419_49571_6100.N1	23-AUG-2011 01:48:32	Dark	46.500	1	9Alp CMa	-1.4400	11000.	93	49571	No
27	GOM_NL__2PRFIN20110823_015005_000000693105_00419_49571_6101.N1	23-AUG-2011 01:50:05	Dark	69.000	7	19Bet Ori	0.10000	14000.	138	49571	No
28	GOM_NL__2PRFIN20110823_015240_000000543105_00419_49571_6102.N1	23-AUG-2011 01:52:40	Dark	53.500	139	9Bet Lep	2.8330	5600.0	107	49571	No
29	GOM_NL__2PRFIN20110823_020617_000000553105_00420_49572_6100.N1	23-AUG-2011 02:06:17	Dark	55.000	157	The1Eri	2.9060	9300.0	110	49572	No
30	GOM_NL__2PRFIN20110823_020923_000000423105_00420_49572_6101.N1	23-AUG-2011 02:09:23	Dark	42.000	9	Alp Eri	0.45300	24000.	84	49572	No
31	GOM_NL__2PRFIN20110823_021517_000000543105_00420_49572_6102.N1	23-AUG-2011 02:15:17	Straylight	54.000	84	Alp Phe	2.3970	4500.0	108	49572	No
32	GOM_NL__2PRFIN20110823_021721_000000463105_00420_49572_6103.N1	23-AUG-2011 02:17:21	Straylight	45.500	63	Bet Gru	2.1500	2800.0	91	49572	No
33	GOM_NL__2PRFIN20110823_022202_000000483105_00420_49572_6104.N1	23-AUG-2011 02:22:02	Straylight	48.000	18	24Alp PsA	1.1660	9700.0	96	49572	No
34	GOM_NL__2PRFIN20110823_022711_000000413105_00420_49572_6105.N1	23-AUG-2011 02:27:11	Bright	40.500	142	49Del Cap	2.8500	8900.0	81	49572	No
35	GOM_NL__2PRFIN20110823_023026_000000403105_00420_49572_6106.N1	23-AUG-2011 02:30:26	Bright	40.000	154	22Bet Aqr	2.8990	5700.0	80	49572	No
36	GOM_NL__2PRFIN20110823_023208_000000433105_00420_49572_6107.N1	23-AUG-2011 02:32:08	Bright	43.000	162	34Alp Aqr	2.9440	5350.0	86	49572	No
37	GOM_NL__2PRFIN20110823_023512_000000413105_00420_49572_6108.N1	23-AUG-2011 02:35:12	Bright	41.000	61	8Eps Peg	2.1000	3900.0	82	49572	No
38	GOM_NL__2PRFIN20110823_024151_000000383105_00420_49572_6109.N1	23-AUG-2011 02:41:51	Bright	38.000	92	53Eps Cyg	2.5000	4500.0	76	49572	No
39	GOM_NL__2PRFIN20110823_024503_000000373105_00420_49572_6110.N1	23-AUG-2011 02:45:03	Bright	36.500	19	50Alp Cyg	1.2460	10500.	73	49572	No
40	GOM_NL__2PRFIN20110823_025012_000000353105_00420_49572_6111.N1	23-AUG-2011 02:50:12	Bright	35.000	89	5Alp Cep	2.4510	8000.0	70	49572	No
41	GOM_NL__2PRFIN20110823_025400_000000453105_00420_49572_6112.N1	23-AUG-2011 02:54:00	Bright	44.500	74	11Bet Cas	2.2680	6600.0	89	49572	No
42	GOM_NL__2PRFIN20110823_025612_000000413105_00420_49572_6113.N1	23-AUG-2011 02:56:12	Bright	40.500	76	27Gam Cas	2.3000	30000.	81	49572	No

43	GOM_NL__2PRFIN20110823_030955_00000533105_00420_49572_6114.N1	23-AUG-2011 03:09:55	Bright	52.500	6	13Alp Aur	0.080000	3400.0	105	49572	No
44	GOM_NL__2PRFIN20110823_031309_00000423105_00420_49572_6115.N1	23-AUG-2011 03:13:09	Bright	41.500	107	37The Aur	2.6490	11000.	83	49572	No
45	GOM_NL__2PRFIN20110823_031748_00000503105_00420_49572_6116.N1	23-AUG-2011 03:17:48	Tw_i_and_stray	50.000	151	13Mu Gem	2.8900	3000.0	100	49572	No
46	GOM_NL__2PRFIN20110823_031927_00000473105_00420_49572_6117.N1	23-AUG-2011 03:19:27	Tw_i_and_stray	47.000	44	24Gam Gem	1.9280	11000.	94	49572	No
47	GOM_NL__2PRFIN20110823_032322_00000623105_00420_49572_6118.N1	23-AUG-2011 03:23:22	Dark	62.000	14	58Alp Ori	0.87000	3000.0	124	49572	No
48	GOM_NL__2PRFIN20110823_032656_00000583105_00420_49572_6119.N1	23-AUG-2011 03:26:56	Dark	57.500	30	46Eps Ori	1.6940	30000.	115	49572	No
49	GOM_NL__2PRFIN20110823_032847_00000453105_00420_49572_6120.N1	23-AUG-2011 03:28:47	Dark	44.500	1	9Alp CMa	-1.4400	11000.	89	49572	No
50	GOM_NL__2PRFIN20110823_033020_00000623105_00420_49572_6121.N1	23-AUG-2011 03:30:20	Dark	61.500	7	19Bet Ori	0.10000	14000.	123	49572	No
51	GOM_NL__2PRFIN20110823_033255_00000503105_00420_49572_6122.N1	23-AUG-2011 03:32:55	Dark	49.500	139	9Bet Lep	2.8330	5600.0	99	49572	No
52	GOM_NL__2PRFIN20110823_034632_00000553105_00421_49573_6100.N1	23-AUG-2011 03:46:32	Dark	54.500	157	The1Eri	2.9060	9300.0	109	49573	No
53	GOM_NL__2PRFIN20110823_034937_00000463105_00421_49573_6101.N1	23-AUG-2011 03:49:37	Dark	45.500	9	Alp Eri	0.45300	24000.	91	49573	No
54	GOM_NL__2PRFIN20110823_035532_00000533105_00421_49573_6102.N1	23-AUG-2011 03:55:32	Straylight	52.500	84	Alp Phe	2.3970	4500.0	105	49573	No
55	GOM_NL__2PRFIN20110823_035735_00000463105_00421_49573_6103.N1	23-AUG-2011 03:57:35	Straylight	45.500	63	Bet Gru	2.1500	2800.0	91	49573	No
56	GOM_NL__2PRFIN20110823_040217_00000503105_00421_49573_6104.N1	23-AUG-2011 04:02:17	Straylight	49.500	18	24Alp PsA	1.1660	9700.0	99	49573	No
57	GOM_NL__2PRFIN20110823_040726_00000423105_00421_49573_6105.N1	23-AUG-2011 04:07:26	Bright	41.500	142	49Del Cap	2.8500	8900.0	83	49573	No
58	GOM_NL__2PRFIN20110823_041040_00000403105_00421_49573_6106.N1	23-AUG-2011 04:10:40	Bright	39.500	154	22Bet Aqr	2.8990	5700.0	79	49573	No
59	GOM_NL__2PRFIN20110823_041222_00000433105_00421_49573_6107.N1	23-AUG-2011 04:12:22	Bright	43.000	162	34Alp Aqr	2.9440	5350.0	86	49573	No
60	GOM_NL__2PRFIN20110823_041526_00000413105_00421_49573_6108.N1	23-AUG-2011 04:15:26	Bright	41.000	61	8Eps Peg	2.1000	3900.0	82	49573	No
61	GOM_NL__2PRFIN20110823_042205_00000383105_00421_49573_6109.N1	23-AUG-2011 04:22:05	Bright	37.500	92	53Eps Cyg	2.5000	4500.0	75	49573	No
62	GOM_NL__2PRFIN20110823_042516_00000533105_00421_49573_6110.N1	23-AUG-2011 04:25:16	Bright	53.000	19	50Alp Cyg	1.2460	10500.	106	49573	No
63	GOM_NL__2PRFIN20110823_043026_00000373105_00421_49573_6111.N1	23-AUG-2011 04:30:26	Bright	36.500	89	5Alp Cep	2.4510	8000.0	73	49573	No
64	GOM_NL__2PRFIN20110823_043413_00000483105_00421_49573_6112.N1	23-AUG-2011 04:34:13	Bright	48.000	74	11Bet Cas	2.2680	6600.0	96	49573	No
65	GOM_NL__2PRFIN20110823_043626_00000413105_00421_49573_6113.N1	23-AUG-2011 04:36:26	Bright	40.500	76	27Gam Cas	2.3000	30000.	81	49573	No
66	GOM_NL__2PRFIN20110823_045008_00000583105_00421_49573_6114.N1	23-AUG-2011 04:50:08	Bright	58.000	6	13Alp Aur	0.080000	3400.0	116	49573	No
67	GOM_NL__2PRFIN20110823_045323_00000603105_00421_49573_6115.N1	23-AUG-2011 04:53:23	Bright	60.000	107	37The Aur	2.6490	11000.	120	49573	No
68	GOM_NL__2PRFIN20110823_045802_00000543105_00421_49573_6116.N1	23-AUG-2011 04:58:02	Tw_i_and_stray	54.000	151	13Mu Gem	2.8900	3000.0	108	49573	No
69	GOM_NL__2PRFIN20110823_045942_00000453105_00421_49573_6117.N1	23-AUG-2011 04:59:42	Tw_i_and_stray	44.500	44	24Gam Gem	1.9280	11000.	89	49573	No
70	GOM_NL__2PRFIN20110823_050336_00000623105_00421_49573_6118.N1	23-AUG-2011 05:03:36	Dark	62.000	14	58Alp Ori	0.87000	3000.0	124	49573	No
71	GOM_NL__2PRFIN20110823_050711_00000553105_00421_49573_6119.N1	23-AUG-2011 05:07:11	Dark	55.000	30	46Eps Ori	1.6940	30000.	110	49573	No
72	GOM_NL__2PRFIN20110823_050901_00000493105_00421_49573_6120.N1	23-AUG-2011 05:09:01	Dark	49.000	1	9Alp CMa	-1.4400	11000.	98	49573	No
73	GOM_NL__2PRFIN20110823_051035_00000643105_00421_49573_6121.N1	23-AUG-2011 05:10:35	Dark	64.000	7	19Bet Ori	0.10000	14000.	128	49573	No
74	GOM_NL__2PRFIN20110823_051310_00000523105_00421_49573_6122.N1	23-AUG-2011 05:13:10	Dark	51.500	139	9Bet Lep	2.8330	5600.0	103	49573	No
75	GOM_NL__2PRFIN20110823_052647_00000533105_00422_49574_6100.N1	23-AUG-2011 05:26:47	Dark	52.500	157	The1Eri	2.9060	9300.0	105	49574	No
76	GOM_NL__2PRFIN20110823_052952_00000463105_00422_49574_6101.N1	23-AUG-2011 05:29:52	Dark	46.000	9	Alp Eri	0.45300	24000.	92	49574	No
77	GOM_NL__2PRFIN20110823_053546_00000503105_00422_49574_6102.N1	23-AUG-2011 05:35:46	Straylight	49.500	84	Alp Phe	2.3970	4500.0	99	49574	No
78	GOM_NL__2PRFIN20110823_053749_00000473105_00422_49574_6103.N1	23-AUG-2011 05:37:49	Straylight	47.000	63	Bet Gru	2.1500	2800.0	94	49574	No
79	GOM_NL__2PRFIN20110823_054231_00000473105_00422_49574_6104.N1	23-AUG-2011 05:42:31	Straylight	46.500	18	24Alp PsA	1.1660	9700.0	93	49574	No
80	GOM_NL__2PRFIN20110823_054740_00000423105_00422_49574_6105.N1	23-AUG-2011 05:47:40	Bright	41.500	142	49Del Cap	2.8500	8900.0	83	49574	No
81	GOM_NL__2PRFIN20110823_055055_00000403105_00422_49574_6106.N1	23-AUG-2011 05:50:55	Bright	40.000	154	22Bet Aqr	2.8990	5700.0	80	49574	No
82	GOM_NL__2PRFIN20110823_055236_00000433105_00422_49574_6107.N1	23-AUG-2011 05:52:36	Bright	43.000	162	34Alp Aqr	2.9440	5350.0	86	49574	No
83	GOM_NL__2PRFIN20110823_055540_00000413105_00422_49574_6108.N1	23-AUG-2011 05:55:40	Bright	41.000	61	8Eps Peg	2.1000	3900.0	82	49574	No
84	GOM_NL__2PRFIN20110823_060219_00000353105_00422_49574_6109.N1	23-AUG-2011 06:02:19	Bright	35.000	92	53Eps Cyg	2.5000	4500.0	70	49574	No
85	GOM_NL__2PRFIN20110823_060530_00000373105_00422_49574_6110.N1	23-AUG-2011 06:05:30	Bright	37.000	19	50Alp Cyg	1.2460	10500.	74	49574	No
86	GOM_NL__2PRFIN20110823_061040_00000383105_00422_49574_6111.N1	23-AUG-2011 06:10:40	Bright	37.500	89	5Alp Cep	2.4510	8000.0	75	49574	No
87	GOM_NL__2PRFIN20110823_061426_00000483105_00422_49574_6112.N1	23-AUG-2011 06:14:26	Bright	48.000	74	11Bet Cas	2.2680	6600.0	96	49574	No
88	GOM_NL__2PRFIN20110823_061639_00000433105_00422_49574_6113.N1	23-AUG-2011 06:16:39	Bright	42.500	76	27Gam Cas	2.3000	30000.	85	49574	No
89	GOM_NL__2PRFIN20110823_063022_00000533105_00422_49574_6114.N1	23-AUG-2011 06:30:22	Bright	53.000	6	13Alp Aur	0.080000	3400.0	106	49574	No
90	GOM_NL__2PRFIN20110823_063337_00000453105_00422_49574_6115.N1	23-AUG-2011 06:33:37	Bright	45.000	107	37The Aur	2.6490	11000.	90	49574	No
91	GOM_NL__2PRFIN20110823_063816_00000543105_00422_49574_6116.N1	23-AUG-2011 06:38:16	Tw_i_and_stray	53.500	151	13Mu Gem	2.8900	3000.0	107	49574	No
92	GOM_NL__2PRFIN20110823_063956_00000423105_00422_49574_6117.N1	23-AUG-2011 06:39:56	Tw_i_and_stray	42.000	44	24Gam Gem	1.9280	11000.	84	49574	No
93	GOM_NL__2PRFIN20110823_064351_00000543105_00422_49574_6118.N1	23-AUG-2011 06:43:51	Dark	53.500	14	58Alp Ori	0.87000	3000.0	107	49574	No
94	GOM_NL__2PRFIN20110823_064726_00000553105_00422_49574_6119.N1	23-AUG-2011 06:47:26	Dark	54.500	30	46Eps Ori	1.6940	30000.	109	49574	No
95	GOM_NL__2PRFIN20110823_064916_00000463105_00422_49574_6120.N1	23-AUG-2011 06:49:16	Dark	46.000	1	9Alp CMa	-1.4400	11000.	92	49574	No
96	GOM_NL__2PRFIN20110823_065051_00000643105_00422_49574_6121.N1	23-AUG-2011 06:50:51	Dark	64.000	7	19Bet Ori	0.10000	14000.	128	49574	No
97	GOM_NL__2PRFIN20110823_065225_00000503105_00422_49574_6122.N1	23-AUG-2011 06:52:25	Dark	50.000	101	11Alp Lep	2.5820	7000.0	100	49574	No
98	GOM_NL__2PRFIN20110823_070702_00000543105_00423_49575_6100.N1	23-AUG-2011 07:07:02	Dark	54.000	157	The1Eri	2.9060	9300.0	108	49575	No
99	GOM_NL__2PRFIN20110823_071007_00000483105_00423_49575_6101.N1	23-AUG-2011 07:10:07	Dark	48.000	9	Alp Eri	0.45300	24000.	96	49575	No
100	GOM_NL__2PRFIN20110823_071601_00000603105_00423_49575_6102.N1	23-AUG-2011 07:16:01	Straylight	60.000	84	Alp Phe	2.3970	4500.0	120	49575	No
101	GOM_NL__2PRFIN20110823_071804_00000503105_00423_49575_6103.N1	23-AUG-2011 07:18:04	Straylight	49.500	63	Bet Gru	2.1500	2800.0	99	49575	No

102	GOM_NL__2PRFIN20110823_072245_000000513105_00423_49575_6104.N1	23-AUG-2011 07:22:45	Straylight	50.500	18	24Alp PsA	1.1660	9700.0	101	49575	No
103	GOM_NL__2PRFIN20110823_072754_000000403105_00423_49575_6105.N1	23-AUG-2011 07:27:54	Bright	40.000	142	49Del Cap	2.8500	8900.0	80	49575	No
104	GOM_NL__2PRFIN20110823_073109_000000403105_00423_49575_6106.N1	23-AUG-2011 07:31:09	Bright	40.000	154	22Bet Aqr	2.8990	5700.0	80	49575	No
105	GOM_NL__2PRFIN20110823_073250_000000433105_00423_49575_6107.N1	23-AUG-2011 07:32:50	Bright	43.000	162	34Alp Aqr	2.9440	5350.0	86	49575	No
106	GOM_NL__2PRFIN20110823_073553_000000413105_00423_49575_6108.N1	23-AUG-2011 07:35:53	Bright	41.000	61	8Eps Peg	2.1000	3900.0	82	49575	No
107	GOM_NL__2PRFIN20110823_074233_000000533105_00423_49575_6109.N1	23-AUG-2011 07:42:33	Bright	53.000	92	53Eps Cyg	2.5000	4500.0	106	49575	No
108	GOM_NL__2PRFIN20110823_075054_000000383105_00423_49575_6110.N1	23-AUG-2011 07:50:54	Bright	37.500	89	5Alp Cep	2.4510	8000.0	75	49575	No
109	GOM_NL__2PRFIN20110823_075440_000000443105_00423_49575_6111.N1	23-AUG-2011 07:54:40	Bright	44.000	74	11Bet Cas	2.2680	6600.0	88	49575	No
110	GOM_NL__2PRFIN20110823_075652_000000433105_00423_49575_6112.N1	23-AUG-2011 07:56:52	Bright	43.000	76	27Gam Cas	2.3000	30000.	86	49575	No
111	GOM_NL__2PRFIN20110823_081036_000000533105_00423_49575_6113.N1	23-AUG-2011 08:10:36	Bright	52.500	6	13Alp Aur	0.080000	3400.0	105	49575	No
112	GOM_NL__2PRFIN20110823_081351_000000433105_00423_49575_6114.N1	23-AUG-2011 08:13:51	Bright	43.000	107	37The Aur	2.6490	11000.	86	49575	No
113	GOM_NL__2PRFIN20110823_081831_000000443105_00423_49575_6115.N1	23-AUG-2011 08:18:31	Tw_i_and_stray	43.500	151	13Mu Gem	2.8900	3000.0	87	49575	No
114	GOM_NL__2PRFIN20110823_082010_000000403105_00423_49575_6116.N1	23-AUG-2011 08:20:10	Tw_i_and_stray	40.000	44	24Gam Gem	1.9280	11000.	80	49575	No
115	GOM_NL__2PRFIN20110823_082406_000000673105_00423_49575_6117.N1	23-AUG-2011 08:24:06	Dark	67.000	14	58Alp Ori	0.87000	3000.0	134	49575	No
116	GOM_NL__2PRFIN20110823_082741_000000573105_00423_49575_6118.N1	23-AUG-2011 08:27:41	Dark	56.500	30	46Eps Ori	1.6940	30000.	113	49575	No
117	GOM_NL__2PRFIN20110823_082930_000000463105_00423_49575_6119.N1	23-AUG-2011 08:29:30	Dark	45.500	1	9Alp CMa	-1.4400	11000.	91	49575	No
118	GOM_NL__2PRFIN20110823_083106_000000663105_00423_49575_6120.N1	23-AUG-2011 08:31:06	Dark	66.000	7	19Bet Ori	0.10000	14000.	132	49575	No
119	GOM_NL__2PRFIN20110823_083240_000000523105_00423_49575_6121.N1	23-AUG-2011 08:32:40	Dark	51.500	101	11Alp Lep	2.5820	7000.0	103	49575	No
120	GOM_NL__2PRFIN20110823_084718_000000543105_00424_49576_6100.N1	23-AUG-2011 08:47:18	Dark	54.000	157	The1Eri	2.9060	9300.0	108	49576	No
121	GOM_NL__2PRFIN20110823_085021_000000443105_00424_49576_6101.N1	23-AUG-2011 08:50:21	Dark	43.500	9	Alp Eri	0.45300	24000.	87	49576	No
122	GOM_NL__2PRFIN20110823_085616_000000513105_00424_49576_6102.N1	23-AUG-2011 08:56:16	Straylight	50.500	84	Alp Phe	2.3970	4500.0	101	49576	No
123	GOM_NL__2PRFIN20110823_085818_000000513105_00424_49576_6103.N1	23-AUG-2011 08:58:18	Straylight	50.500	63	Bet Gru	2.1500	2800.0	101	49576	No
124	GOM_NL__2PRFIN20110823_090300_000000523105_00424_49576_6104.N1	23-AUG-2011 09:03:00	Tw_i_and_stray	51.500	18	24Alp PsA	1.1660	9700.0	103	49576	No
125	GOM_NL__2PRFIN20110823_090808_000000423105_00424_49576_6105.N1	23-AUG-2011 09:08:08	Bright	41.500	142	49Del Cap	2.8500	8900.0	83	49576	No
126	GOM_NL__2PRFIN20110823_091123_000000403105_00424_49576_6106.N1	23-AUG-2011 09:11:23	Bright	39.500	154	22Bet Aqr	2.8990	5700.0	79	49576	No
127	GOM_NL__2PRFIN20110823_091304_000000433105_00424_49576_6107.N1	23-AUG-2011 09:13:04	Bright	43.000	162	34Alp Aqr	2.9440	5350.0	86	49576	No
128	GOM_NL__2PRFIN20110823_091607_000000413105_00424_49576_6108.N1	23-AUG-2011 09:16:07	Bright	40.500	61	8Eps Peg	2.1000	3900.0	81	49576	No
129	GOM_NL__2PRFIN20110823_092247_000000363105_00424_49576_6109.N1	23-AUG-2011 09:22:47	Bright	35.500	92	53Eps Cyg	2.5000	4500.0	71	49576	No
130	GOM_NL__2PRFIN20110823_093108_000000383105_00424_49576_6110.N1	23-AUG-2011 09:31:08	Bright	37.500	89	5Alp Cep	2.4510	8000.0	75	49576	No
131	GOM_NL__2PRFIN20110823_093453_000000463105_00424_49576_6111.N1	23-AUG-2011 09:34:53	Bright	46.000	74	11Bet Cas	2.2680	6600.0	92	49576	No
132	GOM_NL__2PRFIN20110823_093705_000000443105_00424_49576_6112.N1	23-AUG-2011 09:37:05	Bright	44.000	76	27Gam Cas	2.3000	30000.	88	49576	No
133	GOM_NL__2PRFIN20110823_095050_000000533105_00424_49576_6113.N1	23-AUG-2011 09:50:50	Bright	52.500	6	13Alp Aur	0.080000	3400.0	105	49576	No
134	GOM_NL__2PRFIN20110823_095405_000000423105_00424_49576_6114.N1	23-AUG-2011 09:54:05	Bright	42.000	107	37The Aur	2.6490	11000.	84	49576	No
135	GOM_NL__2PRFIN20110823_095845_000000493105_00424_49576_6115.N1	23-AUG-2011 09:58:45	Tw_i_and_stray	49.000	151	13Mu Gem	2.8900	3000.0	98	49576	No
136	GOM_NL__2PRFIN20110823_100024_000000413105_00424_49576_6116.N1	23-AUG-2011 10:00:24	Tw_i_and_stray	41.000	44	24Gam Gem	1.9280	11000.	82	49576	No
137	GOM_NL__2PRFIN20110823_100420_000000573105_00424_49576_6117.N1	23-AUG-2011 10:04:20	Dark	56.500	14	58Alp Ori	0.87000	3000.0	113	49576	No
138	GOM_NL__2PRFIN20110823_100755_000000583105_00424_49576_6118.N1	23-AUG-2011 10:07:55	Dark	57.500	30	46Eps Ori	1.6940	30000.	115	49576	No
139	GOM_NL__2PRFIN20110823_100944_000000483105_00424_49576_6119.N1	23-AUG-2011 10:09:44	Dark	47.500	1	9Alp CMa	-1.4400	11000.	95	49576	No
140	GOM_NL__2PRFIN20110823_101121_000000593105_00424_49576_6120.N1	23-AUG-2011 10:11:21	Dark	59.000	7	19Bet Ori	0.10000	14000.	118	49576	No
141	GOM_NL__2PRFIN20110823_101255_000000473105_00424_49576_6121.N1	23-AUG-2011 10:12:55	Dark	47.000	101	11Alp Lep	2.5820	7000.0	94	49576	No
142	GOM_NL__2PRFIN20110823_102733_000000553105_00425_49577_6100.N1	23-AUG-2011 10:27:33	Dark	54.500	157	The1Eri	2.9060	9300.0	109	49577	No
143	GOM_NL__2PRFIN20110823_103036_000000443105_00425_49577_6101.N1	23-AUG-2011 10:30:36	Dark	44.000	9	Alp Eri	0.45300	24000.	88	49577	No
144	GOM_NL__2PRFIN20110823_103630_000000513105_00425_49577_6102.N1	23-AUG-2011 10:36:30	Straylight	50.500	84	Alp Phe	2.3970	4500.0	101	49577	No
145	GOM_NL__2PRFIN20110823_103832_000000553105_00425_49577_6103.N1	23-AUG-2011 10:38:32	Straylight	54.500	63	Bet Gru	2.1500	2800.0	109	49577	No
146	GOM_NL__2PRFIN20110823_104314_000000503105_00425_49577_6104.N1	23-AUG-2011 10:43:14	Straylight	49.500	18	24Alp PsA	1.1660	9700.0	99	49577	No
147	GOM_NL__2PRFIN20110823_104822_000000423105_00425_49577_6105.N1	23-AUG-2011 10:48:22	Bright	41.500	142	49Del Cap	2.8500	8900.0	83	49577	No
148	GOM_NL__2PRFIN20110823_105137_000000403105_00425_49577_6106.N1	23-AUG-2011 10:51:37	Bright	40.000	154	22Bet Aqr	2.8990	5700.0	80	49577	No
149	GOM_NL__2PRFIN20110823_105318_000000443105_00425_49577_6107.N1	23-AUG-2011 10:53:18	Bright	43.500	162	34Alp Aqr	2.9440	5350.0	87	49577	No
150	GOM_NL__2PRFIN20110823_105621_000000403105_00425_49577_6108.N1	23-AUG-2011 10:56:21	Bright	39.500	61	8Eps Peg	2.1000	3900.0	79	49577	No
151	GOM_NL__2PRFIN20110823_110301_000000363105_00425_49577_6109.N1	23-AUG-2011 11:03:01	Bright	35.500	92	53Eps Cyg	2.5000	4500.0	71	49577	No
152	GOM_NL__2PRFIN20110823_111122_000000393105_00425_49577_6110.N1	23-AUG-2011 11:11:22	Bright	38.500	89	5Alp Cep	2.4510	8000.0	77	49577	No
153	GOM_NL__2PRFIN20110823_111506_000000473105_00425_49577_6111.N1	23-AUG-2011 11:15:06	Bright	47.000	74	11Bet Cas	2.2680	6600.0	94	49577	No
154	GOM_NL__2PRFIN20110823_111719_000000443105_00425_49577_6112.N1	23-AUG-2011 11:17:19	Bright	44.000	76	27Gam Cas	2.3000	30000.	88	49577	No
155	GOM_NL__2PRFIN20110823_113104_000000533105_00425_49577_6113.N1	23-AUG-2011 11:31:04	Bright	53.000	6	13Alp Aur	0.080000	3400.0	106	49577	No
156	GOM_NL__2PRFIN20110823_113419_000000423105_00425_49577_6114.N1	23-AUG-2011 11:34:19	Bright	42.000	107	37The Aur	2.6490	11000.	84	49577	No
157	GOM_NL__2PRFIN20110823_113859_000000533105_00425_49577_6115.N1	23-AUG-2011 11:38:59	Tw_i_and_stray	52.500	151	13Mu Gem	2.8900	3000.0	105	49577	No
158	GOM_NL__2PRFIN20110823_114039_000000473105_00425_49577_6116.N1	23-AUG-2011 11:40:39	Tw_i_and_stray	47.000	44	24Gam Gem	1.9280	11000.	94	49577	No
159	GOM_NL__2PRFIN20110823_114435_000000623105_00425_49577_6117.N1	23-AUG-2011 11:44:35	Dark	62.000	14	58Alp Ori	0.87000	3000.0	124	49577	No
160	GOM_NL__2PRFIN20110823_114810_000000563105_00425_49577_6118.N1	23-AUG-2011 11:48:10	Dark	55.500	30	46Eps Ori	1.6940	30000.	111	49577	No

161	GOM_NL__2PRFIN20110823_114959_000000463105_00425_49577_6119.N1	23-AUG-2011 11:49:59	Dark	46.000	1	9Alp CMa	-1.4400	11000.	92	49577	No
162	GOM_NL__2PRFIN20110823_115136_000000593105_00425_49577_6120.N1	23-AUG-2011 11:51:36	Dark	59.000	7	19Bet Ori	0.10000	14000.	118	49577	No
163	GOM_NL__2PRFIN20110823_115309_000000523105_00425_49577_6121.N1	23-AUG-2011 11:53:09	Dark	51.500	101	11Alp Lep	2.5820	7000.0	103	49577	No
164	GOM_NL__2PRFIN20110823_120748_000000543105_00426_49578_6100.N1	23-AUG-2011 12:07:48	Dark	54.000	157	The1Eri	2.9060	9300.0	108	49578	No
165	GOM_NL__2PRFIN20110823_121050_000000453105_00426_49578_6101.N1	23-AUG-2011 12:10:50	Dark	45.000	9	Alp Eri	0.45300	24000.	90	49578	No
166	GOM_NL__2PRFIN20110823_121645_000000503105_00426_49578_6102.N1	23-AUG-2011 12:16:45	Straylight	50.000	84	Alp Phe	2.3970	4500.0	100	49578	No
167	GOM_NL__2PRFIN20110823_121847_000000493105_00426_49578_6103.N1	23-AUG-2011 12:18:47	Straylight	49.000	63	Bet Gru	2.1500	2800.0	98	49578	No
168	GOM_NL__2PRFIN20110823_122328_000000503105_00426_49578_6104.N1	23-AUG-2011 12:23:28	Straylight	49.500	18	24Alp PsA	1.1660	9700.0	99	49578	No
169	GOM_NL__2PRFIN20110823_122836_000000453105_00426_49578_6105.N1	23-AUG-2011 12:28:36	Bright	44.500	142	49Del Cap	2.8500	8900.0	89	49578	No
170	GOM_NL__2PRFIN20110823_123151_000000403105_00426_49578_6106.N1	23-AUG-2011 12:31:51	Bright	39.500	154	22Bet Aqr	2.8990	5700.0	79	49578	No
171	GOM_NL__2PRFIN20110823_123332_000000443105_00426_49578_6107.N1	23-AUG-2011 12:33:32	Bright	43.500	162	34Alp Aqr	2.9440	5350.0	87	49578	No
172	GOM_NL__2PRFIN20110823_123635_000000403105_00426_49578_6108.N1	23-AUG-2011 12:36:35	Bright	39.500	61	8Eps Peg	2.1000	3900.0	79	49578	No
173	GOM_NL__2PRFIN20110823_124315_000000383105_00426_49578_6109.N1	23-AUG-2011 12:43:15	Bright	38.000	92	53Eps Cyg	2.5000	4500.0	76	49578	No
174	GOM_NL__2PRFIN20110823_124626_000000353105_00426_49578_6110.N1	23-AUG-2011 12:46:26	Bright	35.000	19	50Alp Cyg	1.2460	10500.	70	49578	No
175	GOM_NL__2PRFIN20110823_125135_000000363105_00426_49578_6111.N1	23-AUG-2011 12:51:35	Bright	36.000	89	5Alp Cep	2.4510	8000.0	72	49578	No
176	GOM_NL__2PRFIN20110823_125519_000000463105_00426_49578_6112.N1	23-AUG-2011 12:55:19	Bright	46.000	74	11Bet Cas	2.2680	6600.0	92	49578	No
177	GOM_NL__2PRFIN20110823_125732_000000463105_00426_49578_6113.N1	23-AUG-2011 12:57:32	Bright	46.000	76	27Gam Cas	2.3000	30000.	92	49578	No
178	GOM_NL__2PRFIN20110823_131117_000000533105_00426_49578_6114.N1	23-AUG-2011 13:11:17	Bright	53.000	6	13Alp Aur	0.080000	3400.0	106	49578	No
179	GOM_NL__2PRFIN20110823_131433_000000493105_00426_49578_6115.N1	23-AUG-2011 13:14:33	Bright	49.000	107	37The Aur	2.6490	11000.	98	49578	No
180	GOM_NL__2PRFIN20110823_131913_000000503105_00426_49578_6116.N1	23-AUG-2011 13:19:13	Tw_i_and_stray	49.500	151	13Mu Gem	2.8900	3000.0	99	49578	No
181	GOM_NL__2PRFIN20110823_132053_000000483105_00426_49578_6117.N1	23-AUG-2011 13:20:53	Tw_i_and_stray	47.500	44	24Gam Gem	1.9280	11000.	95	49578	No
182	GOM_NL__2PRFIN20110823_132449_000000583105_00426_49578_6118.N1	23-AUG-2011 13:24:49	Dark	57.500	14	58Alp Ori	0.87000	3000.0	115	49578	No
183	GOM_NL__2PRFIN20110823_132825_000000553105_00426_49578_6119.N1	23-AUG-2011 13:28:25	Dark	55.000	30	46Eps Ori	1.6940	30000.	110	49578	No
184	GOM_NL__2PRFIN20110823_133013_000000493105_00426_49578_6120.N1	23-AUG-2011 13:30:13	Dark	48.500	1	9Alp CMa	-1.4400	11000.	97	49578	No
185	GOM_NL__2PRFIN20110823_133151_000000523105_00426_49578_6121.N1	23-AUG-2011 13:31:51	Dark	52.000	7	19Bet Ori	0.10000	14000.	104	49578	No
186	GOM_NL__2PRFIN20110823_133324_000000493105_00426_49578_6122.N1	23-AUG-2011 13:33:24	Dark	49.000	101	11Alp Lep	2.5820	7000.0	98	49578	No
187	GOM_NL__2PRFIN20110823_134803_000000543105_00427_49579_6100.N1	23-AUG-2011 13:48:03	Dark	54.000	157	The1Eri	2.9060	9300.0	108	49579	No
188	GOM_NL__2PRFIN20110823_135105_000000443105_00427_49579_6101.N1	23-AUG-2011 13:51:05	Dark	44.000	9	Alp Eri	0.45300	24000.	88	49579	No
189	GOM_NL__2PRFIN20110823_135659_000000503105_00427_49579_6102.N1	23-AUG-2011 13:56:59	Straylight	49.500	84	Alp Phe	2.3970	4500.0	99	49579	No
190	GOM_NL__2PRFIN20110823_135901_000000503105_00427_49579_6103.N1	23-AUG-2011 13:59:01	Straylight	49.500	63	Bet Gru	2.1500	2800.0	99	49579	No
191	GOM_NL__2PRFIN20110823_140342_000000503105_00427_49579_6104.N1	23-AUG-2011 14:03:42	Straylight	50.000	18	24Alp PsA	1.1660	9700.0	100	49579	No
192	GOM_NL__2PRFIN20110823_140850_000000443105_00427_49579_6105.N1	23-AUG-2011 14:08:50	Bright	44.000	142	49Del Cap	2.8500	8900.0	88	49579	No
193	GOM_NL__2PRFIN20110823_141205_000000393105_00427_49579_6106.N1	23-AUG-2011 14:12:05	Bright	39.000	154	22Bet Aqr	2.8990	5700.0	78	49579	No
194	GOM_NL__2PRFIN20110823_141345_000000443105_00427_49579_6107.N1	23-AUG-2011 14:13:45	Bright	43.500	162	34Alp Aqr	2.9440	5350.0	87	49579	No
195	GOM_NL__2PRFIN20110823_141649_000000413105_00427_49579_6108.N1	23-AUG-2011 14:16:49	Bright	41.000	61	8Eps Peg	2.1000	3900.0	82	49579	No
196	GOM_NL__2PRFIN20110823_142329_000000383105_00427_49579_6109.N1	23-AUG-2011 14:23:29	Bright	37.500	92	53Eps Cyg	2.5000	4500.0	75	49579	No
197	GOM_NL__2PRFIN20110823_142640_000000393105_00427_49579_6110.N1	23-AUG-2011 14:26:40	Bright	38.500	19	50Alp Cyg	1.2460	10500.	77	49579	No
198	GOM_NL__2PRFIN20110823_143149_000000353105_00427_49579_6111.N1	23-AUG-2011 14:31:49	Bright	34.500	89	5Alp Cep	2.4510	8000.0	69	49579	No
199	GOM_NL__2PRFIN20110823_143533_000000443105_00427_49579_6112.N1	23-AUG-2011 14:35:33	Bright	44.000	74	11Bet Cas	2.2680	6600.0	88	49579	No
200	GOM_NL__2PRFIN20110823_143745_000000463105_00427_49579_6113.N1	23-AUG-2011 14:37:45	Bright	46.000	76	27Gam Cas	2.3000	30000.	92	49579	No
201	GOM_NL__2PRFIN20110823_145131_000000543105_00427_49579_6114.N1	23-AUG-2011 14:51:31	Bright	54.000	6	13Alp Aur	0.080000	3400.0	108	49579	No
202	GOM_NL__2PRFIN20110823_145447_000000433105_00427_49579_6115.N1	23-AUG-2011 14:54:47	Bright	42.500	107	37The Aur	2.6490	11000.	85	49579	No
203	GOM_NL__2PRFIN20110823_145928_000000503105_00427_49579_6116.N1	23-AUG-2011 14:59:28	Tw_i_and_stray	50.000	151	13Mu Gem	2.8900	3000.0	100	49579	No
204	GOM_NL__2PRFIN20110823_150107_000000483105_00427_49579_6117.N1	23-AUG-2011 15:01:07	Tw_i_and_stray	48.000	44	24Gam Gem	1.9280	11000.	96	49579	No
205	GOM_NL__2PRFIN20110823_150504_000000653105_00427_49579_6118.N1	23-AUG-2011 15:05:04	Dark	64.500	14	58Alp Ori	0.87000	3000.0	129	49579	No
206	GOM_NL__2PRFIN20110823_150840_000000583105_00427_49579_6119.N1	23-AUG-2011 15:08:40	Dark	57.500	30	46Eps Ori	1.6940	30000.	115	49579	No
207	GOM_NL__2PRFIN20110823_151028_000000473105_00427_49579_6120.N1	23-AUG-2011 15:10:28	Dark	46.500	1	9Alp CMa	-1.4400	11000.	93	49579	No
208	GOM_NL__2PRFIN20110823_151206_000000523105_00427_49579_6121.N1	23-AUG-2011 15:12:06	Dark	52.000	7	19Bet Ori	0.10000	14000.	104	49579	No
209	GOM_NL__2PRFIN20110823_151339_000000513105_00427_49579_6122.N1	23-AUG-2011 15:13:39	Dark	50.500	101	11Alp Lep	2.5820	7000.0	101	49579	No
210	GOM_NL__2PRFIN20110823_152818_000000543105_00428_49580_6100.N1	23-AUG-2011 15:28:18	Dark	53.500	157	The1Eri	2.9060	9300.0	107	49580	No
211	GOM_NL__2PRFIN20110823_153119_000000433105_00428_49580_6101.N1	23-AUG-2011 15:31:19	Dark	42.500	9	Alp Eri	0.45300	24000.	85	49580	No
212	GOM_NL__2PRFIN20110823_153714_000000493105_00428_49580_6102.N1	23-AUG-2011 15:37:14	Straylight	49.000	84	Alp Phe	2.3970	4500.0	98	49580	No
213	GOM_NL__2PRFIN20110823_153915_000000503105_00428_49580_6103.N1	23-AUG-2011 15:39:15	Straylight	50.000	63	Bet Gru	2.1500	2800.0	100	49580	No
214	GOM_NL__2PRFIN20110823_154357_000000523105_00428_49580_6104.N1	23-AUG-2011 15:43:57	Straylight	51.500	18	24Alp PsA	1.1660	9700.0	103	49580	No
215	GOM_NL__2PRFIN20110823_154904_000000453105_00428_49580_6105.N1	23-AUG-2011 15:49:04	Bright	45.000	142	49Del Cap	2.8500	8900.0	90	49580	No
216	GOM_NL__2PRFIN20110823_155218_000000403105_00428_49580_6106.N1	23-AUG-2011 15:52:18	Bright	40.000	154	22Bet Aqr	2.8990	5700.0	80	49580	No
217	GOM_NL__2PRFIN20110823_155359_000000433105_00428_49580_6107.N1	23-AUG-2011 15:53:59	Bright	43.000	162	34Alp Aqr	2.9440	5350.0	86	49580	No
218	GOM_NL__2PRFIN20110823_155702_000000433105_00428_49580_6108.N1	23-AUG-2011 15:57:02	Bright	42.500	61	8Eps Peg	2.1000	3900.0	85	49580	No
219	GOM_NL__2PRFIN20110823_160343_000000373105_00428_49580_6109.N1	23-AUG-2011 16:03:43	Bright	37.000	92	53Eps Cyg	2.5000	4500.0	74	49580	No

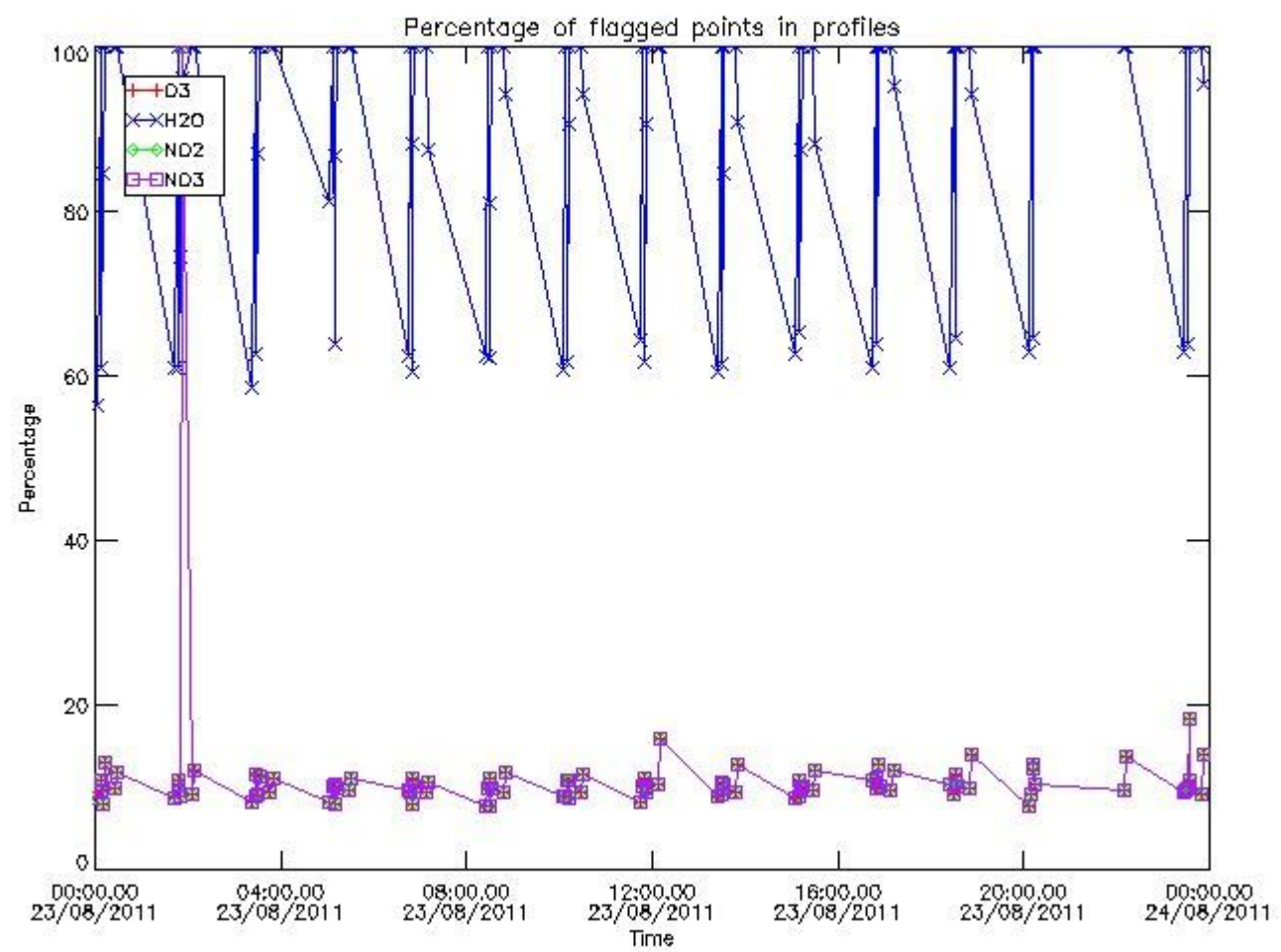
220	GOM_NL__2PRFIN20110823_160654_000000353105_00428_49580_6110.N1	23-AUG-2011 16:06:54	Bright	34.500	19	50Alp Cyg	1.2460	10500.	69	49580	No
221	GOM_NL__2PRFIN20110823_161203_000000393105_00428_49580_6111.N1	23-AUG-2011 16:12:03	Bright	38.500	89	5Alp Cep	2.4510	8000.0	77	49580	No
222	GOM_NL__2PRFIN20110823_161546_000000473105_00428_49580_6112.N1	23-AUG-2011 16:15:46	Bright	47.000	74	11Bet Cas	2.2680	6600.0	94	49580	No
223	GOM_NL__2PRFIN20110823_161758_000000483105_00428_49580_6113.N1	23-AUG-2011 16:17:58	Bright	48.000	76	27Gam Cas	2.3000	30000.	96	49580	No
224	GOM_NL__2PRFIN20110823_163145_000000533105_00428_49580_6114.N1	23-AUG-2011 16:31:45	Bright	53.000	6	13Alp Aur	0.080000	3400.0	106	49580	No
225	GOM_NL__2PRFIN20110823_163501_000000433105_00428_49580_6115.N1	23-AUG-2011 16:35:01	Bright	43.000	107	37The Aur	2.6490	11000.	86	49580	No
226	GOM_NL__2PRFIN20110823_163942_000000503105_00428_49580_6116.N1	23-AUG-2011 16:39:42	Tw_i_and_stray	49.500	151	13Mu Gem	2.8900	3000.0	99	49580	No
227	GOM_NL__2PRFIN20110823_164121_000000463105_00428_49580_6117.N1	23-AUG-2011 16:41:21	Tw_i_and_stray	45.500	44	24Gam Gem	1.9280	11000.	91	49580	No
228	GOM_NL__2PRFIN20110823_164518_000000613105_00428_49580_6118.N1	23-AUG-2011 16:45:18	Dark	60.500	14	58Alp Ori	0.87000	3000.0	121	49580	No
229	GOM_NL__2PRFIN20110823_164854_000000513105_00428_49580_6119.N1	23-AUG-2011 16:48:54	Dark	51.000	30	46Eps Ori	1.6940	30000.	102	49580	No
230	GOM_NL__2PRFIN20110823_165042_000000463105_00428_49580_6120.N1	23-AUG-2011 16:50:42	Dark	46.000	1	9Alp CMa	-1.4400	11000.	92	49580	No
231	GOM_NL__2PRFIN20110823_165221_000000443105_00428_49580_6121.N1	23-AUG-2011 16:52:21	Dark	44.000	7	19Bet Ori	0.10000	14000.	88	49580	No
232	GOM_NL__2PRFIN20110823_165354_000000503105_00428_49580_6122.N1	23-AUG-2011 16:53:54	Dark	50.000	101	11Alp Lep	2.5820	7000.0	100	49580	No
233	GOM_NL__2PRFIN20110823_170833_000000533105_00429_49581_6100.N1	23-AUG-2011 17:08:33	Dark	52.500	157	The1Eri	2.9060	9300.0	105	49581	No
234	GOM_NL__2PRFIN20110823_171134_000000433105_00429_49581_6101.N1	23-AUG-2011 17:11:34	Dark	42.500	9	Alp Eri	0.45300	24000.	85	49581	No
235	GOM_NL__2PRFIN20110823_171729_000000603105_00429_49581_6102.N1	23-AUG-2011 17:17:29	Straylight	59.500	84	Alp Phe	2.3970	4500.0	119	49581	No
236	GOM_NL__2PRFIN20110823_171930_000000503105_00429_49581_6103.N1	23-AUG-2011 17:19:30	Straylight	49.500	63	Bet Gru	2.1500	2800.0	99	49581	No
237	GOM_NL__2PRFIN20110823_172411_000000513105_00429_49581_6104.N1	23-AUG-2011 17:24:11	Straylight	51.000	18	24Alp PsA	1.1660	9700.0	102	49581	No
238	GOM_NL__2PRFIN20110823_172918_000000443105_00429_49581_6105.N1	23-AUG-2011 17:29:18	Bright	43.500	142	49Del Cap	2.8500	8900.0	87	49581	No
239	GOM_NL__2PRFIN20110823_173233_000000403105_00429_49581_6106.N1	23-AUG-2011 17:32:33	Bright	40.000	154	22Bet Aqr	2.8990	5700.0	80	49581	No
240	GOM_NL__2PRFIN20110823_173413_000000433105_00429_49581_6107.N1	23-AUG-2011 17:34:13	Bright	42.500	162	34Alp Aqr	2.9440	5350.0	85	49581	No
241	GOM_NL__2PRFIN20110823_173716_000000423105_00429_49581_6108.N1	23-AUG-2011 17:37:16	Bright	41.500	61	8Eps Peg	2.1000	3900.0	83	49581	No
242	GOM_NL__2PRFIN20110823_174357_000000393105_00429_49581_6109.N1	23-AUG-2011 17:43:57	Bright	38.500	92	53Eps Cyg	2.5000	4500.0	77	49581	No
243	GOM_NL__2PRFIN20110823_174708_000000523105_00429_49581_6110.N1	23-AUG-2011 17:47:08	Bright	51.500	19	50Alp Cyg	1.2460	10500.	103	49581	No
244	GOM_NL__2PRFIN20110823_175217_000000383105_00429_49581_6111.N1	23-AUG-2011 17:52:17	Bright	37.500	89	5Alp Cep	2.4510	8000.0	75	49581	No
245	GOM_NL__2PRFIN20110823_175559_000000473105_00429_49581_6112.N1	23-AUG-2011 17:55:59	Bright	46.500	74	11Bet Cas	2.2680	6600.0	93	49581	No
246	GOM_NL__2PRFIN20110823_175812_000000483105_00429_49581_6113.N1	23-AUG-2011 17:58:12	Bright	47.500	76	27Gam Cas	2.3000	30000.	95	49581	No
247	GOM_NL__2PRFIN20110823_181159_000000553105_00429_49581_6114.N1	23-AUG-2011 18:11:59	Bright	55.000	6	13Alp Aur	0.080000	3400.0	110	49581	No
248	GOM_NL__2PRFIN20110823_181515_000000433105_00429_49581_6115.N1	23-AUG-2011 18:15:15	Bright	42.500	107	37The Aur	2.6490	11000.	85	49581	No
249	GOM_NL__2PRFIN20110823_181956_000000523105_00429_49581_6116.N1	23-AUG-2011 18:19:56	Tw_i_and_stray	52.000	151	13Mu Gem	2.8900	3000.0	104	49581	No
250	GOM_NL__2PRFIN20110823_182136_000000483105_00429_49581_6117.N1	23-AUG-2011 18:21:36	Tw_i_and_stray	48.000	44	24Gam Gem	1.9280	11000.	96	49581	No
251	GOM_NL__2PRFIN20110823_182533_000000653105_00429_49581_6118.N1	23-AUG-2011 18:25:33	Dark	64.500	14	58Alp Ori	0.87000	3000.0	129	49581	No
252	GOM_NL__2PRFIN20110823_182909_000000553105_00429_49581_6119.N1	23-AUG-2011 18:29:09	Dark	55.000	30	46Eps Ori	1.6940	30000.	110	49581	No
253	GOM_NL__2PRFIN20110823_183057_000000493105_00429_49581_6120.N1	23-AUG-2011 18:30:57	Dark	48.500	1	9Alp CMa	-1.4400	11000.	97	49581	No
254	GOM_NL__2PRFIN20110823_183236_000000443105_00429_49581_6121.N1	23-AUG-2011 18:32:36	Dark	44.000	7	19Bet Ori	0.10000	14000.	88	49581	No
255	GOM_NL__2PRFIN20110823_183409_000000503105_00429_49581_6122.N1	23-AUG-2011 18:34:09	Dark	50.000	101	11Alp Lep	2.5820	7000.0	100	49581	No
256	GOM_NL__2PRFIN20110823_184849_000000523105_00430_49582_6120.N1	23-AUG-2011 18:48:49	Dark	52.000	157	The1Eri	2.9060	9300.0	104	49582	No
257	GOM_NL__2PRFIN20110823_185149_000000443105_00430_49582_6121.N1	23-AUG-2011 18:51:49	Dark	44.000	9	Alp Eri	0.45300	24000.	88	49582	No
258	GOM_NL__2PRFIN20110823_185744_000000493105_00430_49582_6122.N1	23-AUG-2011 18:57:44	Straylight	49.000	84	Alp Phe	2.3970	4500.0	98	49582	No
259	GOM_NL__2PRFIN20110823_185944_000000493105_00430_49582_6123.N1	23-AUG-2011 18:59:44	Straylight	49.000	63	Bet Gru	2.1500	2800.0	98	49582	No
260	GOM_NL__2PRFIN20110823_190425_000000523105_00430_49582_6124.N1	23-AUG-2011 19:04:25	Straylight	51.500	18	24Alp PsA	1.1660	9700.0	103	49582	No
261	GOM_NL__2PRFIN20110823_190933_000000413105_00430_49582_6125.N1	23-AUG-2011 19:09:33	Bright	41.000	142	49Del Cap	2.8500	8900.0	82	49582	No
262	GOM_NL__2PRFIN20110823_191247_000000393105_00430_49582_6126.N1	23-AUG-2011 19:12:47	Bright	39.000	154	22Bet Aqr	2.8990	5700.0	78	49582	No
263	GOM_NL__2PRFIN20110823_191427_000000433105_00430_49582_6127.N1	23-AUG-2011 19:14:27	Bright	42.500	162	34Alp Aqr	2.9440	5350.0	85	49582	No
264	GOM_NL__2PRFIN20110823_191730_000000423105_00430_49582_6128.N1	23-AUG-2011 19:17:30	Bright	42.000	61	8Eps Peg	2.1000	3900.0	84	49582	No
265	GOM_NL__2PRFIN20110823_192410_000000363105_00430_49582_6129.N1	23-AUG-2011 19:24:10	Bright	36.000	92	53Eps Cyg	2.5000	4500.0	72	49582	No
266	GOM_NL__2PRFIN20110823_192722_000000353105_00430_49582_6130.N1	23-AUG-2011 19:27:22	Bright	35.000	19	50Alp Cyg	1.2460	10500.	70	49582	No
267	GOM_NL__2PRFIN20110823_193231_000000383105_00430_49582_6131.N1	23-AUG-2011 19:32:31	Bright	38.000	89	5Alp Cep	2.4510	8000.0	76	49582	No
268	GOM_NL__2PRFIN20110823_193612_000000463105_00430_49582_6132.N1	23-AUG-2011 19:36:12	Bright	46.000	74	11Bet Cas	2.2680	6600.0	92	49582	No
269	GOM_NL__2PRFIN20110823_193825_000000483105_00430_49582_6133.N1	23-AUG-2011 19:38:25	Bright	48.000	76	27Gam Cas	2.3000	30000.	96	49582	No
270	GOM_NL__2PRFIN20110823_195213_000000683105_00430_49582_6134.N1	23-AUG-2011 19:52:13	Bright	68.000	6	13Alp Aur	0.080000	3400.0	136	49582	No
271	GOM_NL__2PRFIN20110823_195530_000000433105_00430_49582_6135.N1	23-AUG-2011 19:55:30	Bright	42.500	107	37The Aur	2.6490	11000.	85	49582	No
272	GOM_NL__2PRFIN20110823_200010_000000523105_00430_49582_6136.N1	23-AUG-2011 20:00:10	Tw_i_and_stray	52.000	151	13Mu Gem	2.8900	3000.0	104	49582	No
273	GOM_NL__2PRFIN20110823_200150_000000473105_00430_49582_6137.N1	23-AUG-2011 20:01:50	Tw_i_and_stray	46.500	44	24Gam Gem	1.9280	11000.	93	49582	No
274	GOM_NL__2PRFIN20110823_200548_000000673105_00430_49582_6138.N1	23-AUG-2011 20:05:48	Dark	66.500	14	58Alp Ori	0.87000	3000.0	133	49582	No
275	GOM_NL__2PRFIN20110823_200924_000000563105_00430_49582_6139.N1	23-AUG-2011 20:09:24	Dark	56.000	30	46Eps Ori	1.6940	30000.	112	49582	No
276	GOM_NL__2PRFIN20110823_201111_000000463105_00430_49582_6140.N1	23-AUG-2011 20:11:11	Dark	45.500	1	9Alp CMa	-1.4400	11000.	91	49582	No
277	GOM_NL__2PRFIN20110823_201251_000000403105_00430_49582_6141.N1	23-AUG-2011 20:12:51	Dark	40.000	7	19Bet Ori	0.10000	14000.	80	49582	No
278	GOM_NL__2PRFIN20110823_201424_000000493105_00430_49582_6142.N1	23-AUG-2011 20:14:24	Dark	49.000	101	11Alp Lep	2.5820	7000.0	98	49582	No

279	GOM_NL__2PRFIN20110823_220919_000000543106_00001_49584_6121.N1	23-AUG-2011 22:09:19	Dark	53.500	157	The1Eri	2.9060	9300.0	107	49584	No
280	GOM_NL__2PRFIN20110823_221218_000000453106_00001_49584_6122.N1	23-AUG-2011 22:12:18	Dark	44.500	9	Alp Eri	0.45300	24000.	89	49584	No
281	GOM_NL__2PRFIN20110823_221813_000000563106_00001_49584_6123.N1	23-AUG-2011 22:18:13	Straylight	55.500	84	Alp Phe	2.3970	4500.0	111	49584	No
282	GOM_NL__2PRFIN20110823_222013_000000483106_00001_49584_6124.N1	23-AUG-2011 22:20:13	Straylight	47.500	63	Bet Gru	2.1500	2800.0	95	49584	No
283	GOM_NL__2PRFIN20110823_222454_000000503106_00001_49584_6125.N1	23-AUG-2011 22:24:54	Straylight	49.500	18	24Alp PsA	1.1660	9700.0	99	49584	No
284	GOM_NL__2PRFIN20110823_223001_000000453106_00001_49584_6126.N1	23-AUG-2011 22:30:01	Bright	45.000	142	49Del Cap	2.8500	8900.0	90	49584	No
285	GOM_NL__2PRFIN20110823_223315_000000393106_00001_49584_6127.N1	23-AUG-2011 22:33:15	Bright	39.000	154	22Bet Aqr	2.8990	5700.0	78	49584	No
286	GOM_NL__2PRFIN20110823_223455_000000443106_00001_49584_6128.N1	23-AUG-2011 22:34:55	Bright	44.000	162	34Alp Aqr	2.9440	5350.0	88	49584	No
287	GOM_NL__2PRFIN20110823_223758_000000413106_00001_49584_6129.N1	23-AUG-2011 22:37:58	Bright	40.500	61	8Eps Peg	2.1000	3900.0	81	49584	No
288	GOM_NL__2PRFIN20110823_224438_000000383106_00001_49584_6130.N1	23-AUG-2011 22:44:38	Bright	38.000	92	53Eps Cyg	2.5000	4500.0	76	49584	No
289	GOM_NL__2PRFIN20110823_224749_000000353106_00001_49584_6131.N1	23-AUG-2011 22:47:49	Bright	34.500	19	50Alp Cyg	1.2460	10500.	69	49584	No
290	GOM_NL__2PRFIN20110823_225258_000000383106_00001_49584_6132.N1	23-AUG-2011 22:52:58	Bright	37.500	89	5Alp Cep	2.4510	8000.0	75	49584	No
291	GOM_NL__2PRFIN20110823_225639_000000473106_00001_49584_6133.N1	23-AUG-2011 22:56:39	Bright	46.500	74	11Bet Cas	2.2680	6600.0	93	49584	No
292	GOM_NL__2PRFIN20110823_225851_000000483106_00001_49584_6134.N1	23-AUG-2011 22:58:51	Bright	47.500	76	27Gam Cas	2.3000	30000.	95	49584	No
293	GOM_NL__2PRFIN20110823_231240_000000533106_00001_49584_6135.N1	23-AUG-2011 23:12:40	Bright	52.500	6	13Alp Aur	0.080000	3400.0	105	49584	No
294	GOM_NL__2PRFIN20110823_231557_000000443106_00001_49584_6136.N1	23-AUG-2011 23:15:57	Bright	43.500	107	37The Aur	2.6490	11000.	87	49584	No
295	GOM_NL__2PRFIN20110823_232039_000000513106_00001_49584_6137.N1	23-AUG-2011 23:20:39	Tw_i_and_stray	51.000	151	13Mu Gem	2.8900	3000.0	102	49584	No
296	GOM_NL__2PRFIN20110823_232218_000000473106_00001_49584_6138.N1	23-AUG-2011 23:22:18	Tw_i_and_stray	46.500	44	24Gam Gem	1.9280	11000.	93	49584	No
297	GOM_NL__2PRFIN20110823_232617_000000553106_00001_49584_6139.N1	23-AUG-2011 23:26:17	Dark	54.500	14	58Alp Ori	0.87000	3000.0	109	49584	No
298	GOM_NL__2PRFIN20110823_232954_000000533106_00001_49584_6140.N1	23-AUG-2011 23:29:54	Dark	52.500	30	46Eps Ori	1.6940	30000.	105	49584	No
299	GOM_NL__2PRFIN20110823_233140_000000523106_00001_49584_6141.N1	23-AUG-2011 23:31:40	Dark	51.500	1	9Alp CMa	-1.4400	11000.	103	49584	No
300	GOM_NL__2PRFIN20110823_233321_000000283106_00001_49584_6142.N1	23-AUG-2011 23:33:21	Dark	28.000	7	19Bet Ori	0.10000	14000.	56	49584	No
301	GOM_NL__2PRFIN20110823_233454_000000483106_00001_49584_6143.N1	23-AUG-2011 23:34:54	Dark	47.500	101	11Alp Lep	2.5820	7000.0	95	49584	No
302	GOM_NL__2PRFIN20110823_234934_000000553106_00002_49585_6121.N1	23-AUG-2011 23:49:34	Dark	55.000	157	The1Eri	2.9060	9300.0	110	49585	No
303	GOM_NL__2PRFIN20110823_235233_000000443106_00002_49585_6122.N1	23-AUG-2011 23:52:33	Dark	44.000	9	Alp Eri	0.45300	24000.	88	49585	No
304	GOM_NL__2PRFIN20110823_235828_000000513106_00002_49585_6123.N1	23-AUG-2011 23:58:28	Straylight	50.500	84	Alp Phe	2.3970	4500.0	101	49585	No

3. Quality information per product


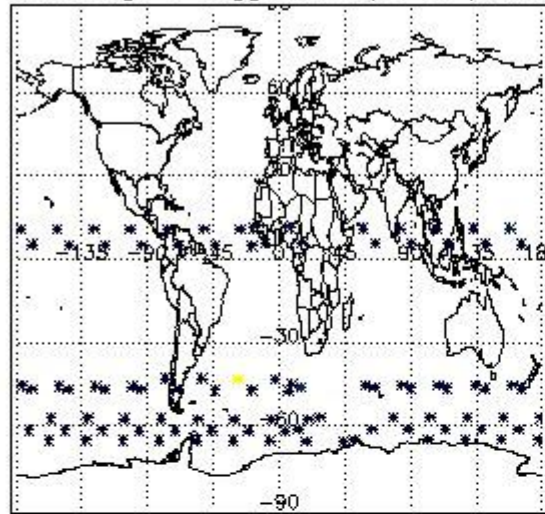
In this section it is plotted some information contained in the Quality Summary data set of the level 2 products. Only products in dark limb conditions and without errors (error flag in the MPH set to "0") are used.

3.1 Plot quality information per product (time dependant)

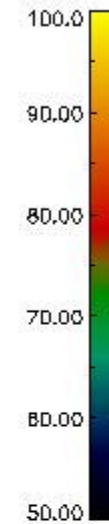
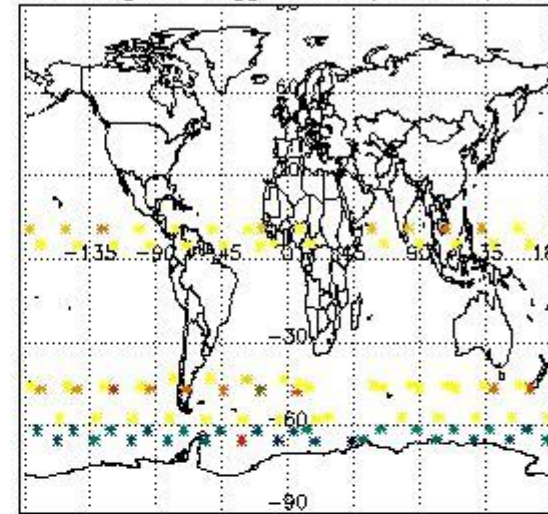


3.2 Plot quality information per product (world map)


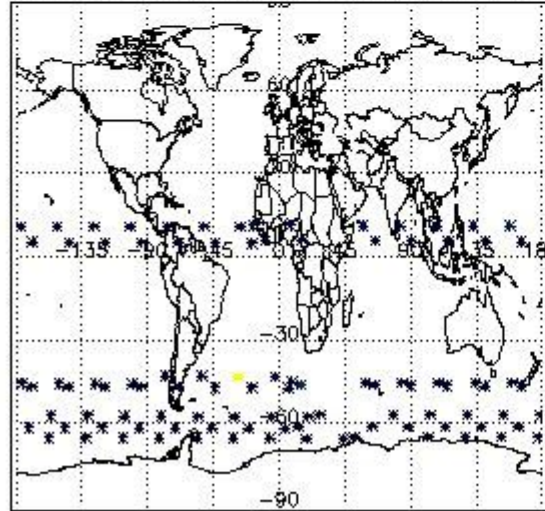
Percentage of flagged data per O3 profile



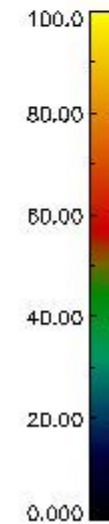
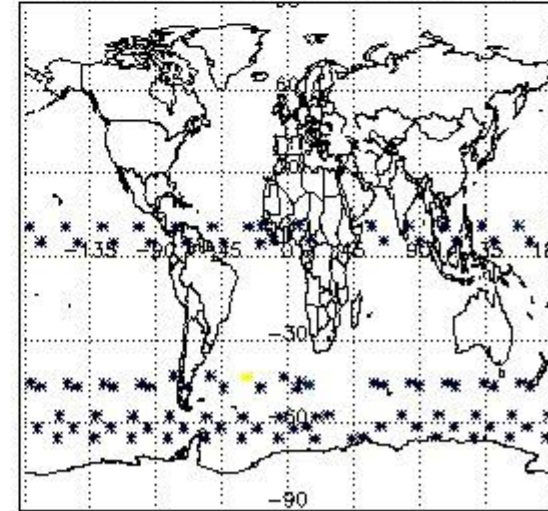
Percentage of flagged data per H2O profile



Percentage of flagged data per NO2 profile



Percentage of flagged data per NO3 profile

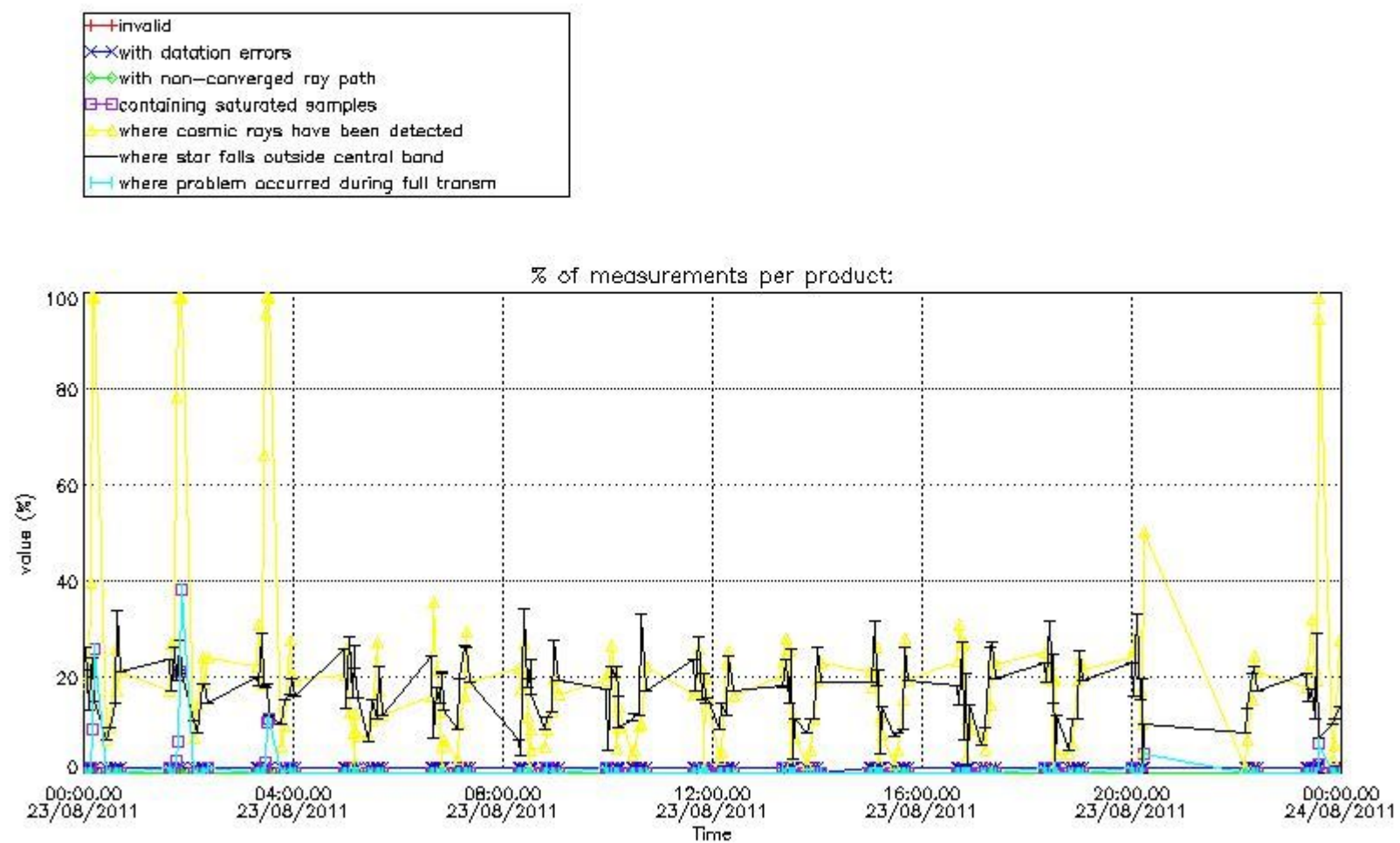


4. Level 1 quality information per product

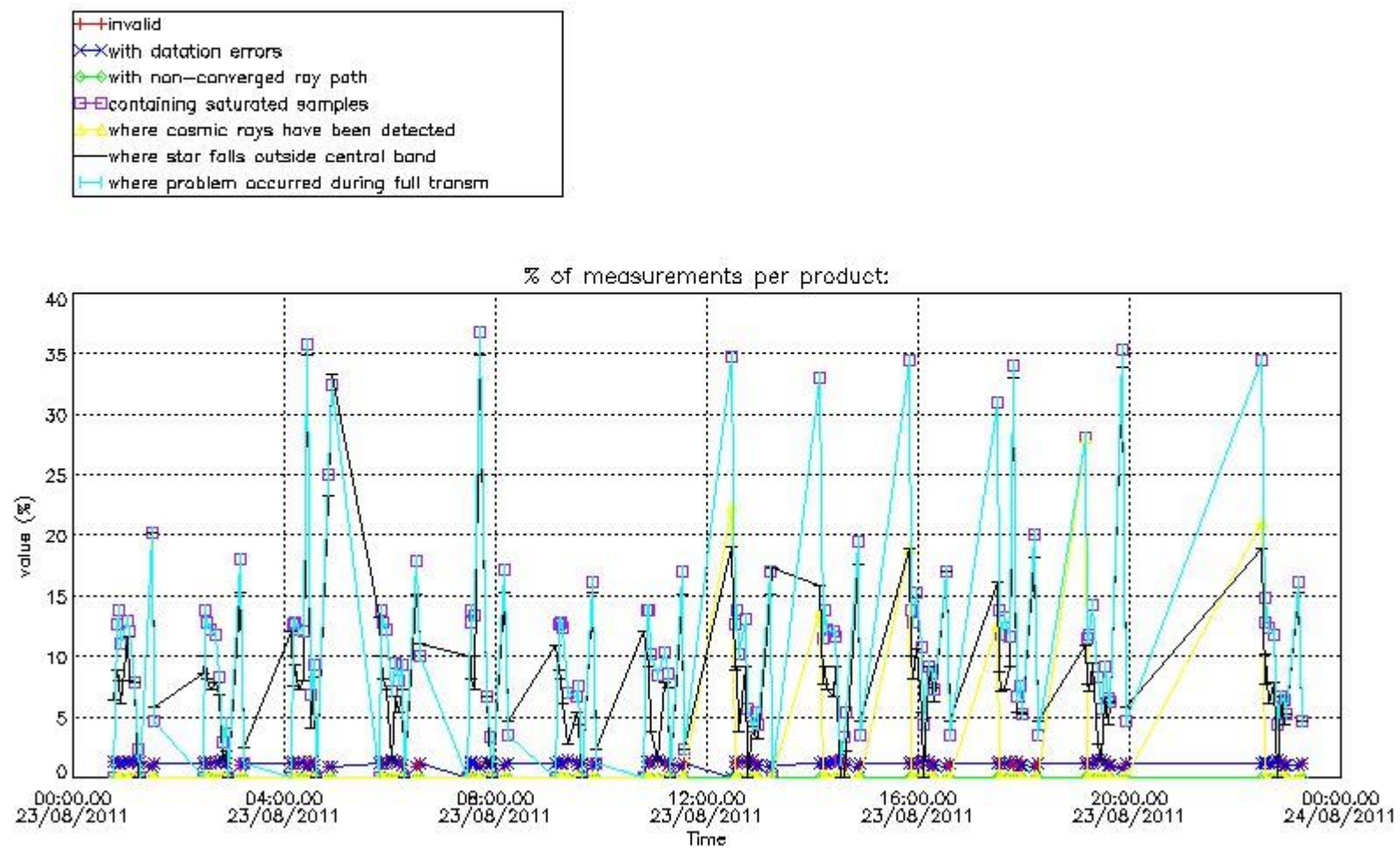
In this section it is plotted some information contained in the Quality Summary data set of the level 2 products that comes from the level 1b processing. Products without errors (error flag in the MPH set to "0") are used.

4.1 Plot quality information per product (time dependant) coming from level 1b processing

4.1.1 Plot level 1 quality information per product (time dependant): ENVISAT ASCENDING passes



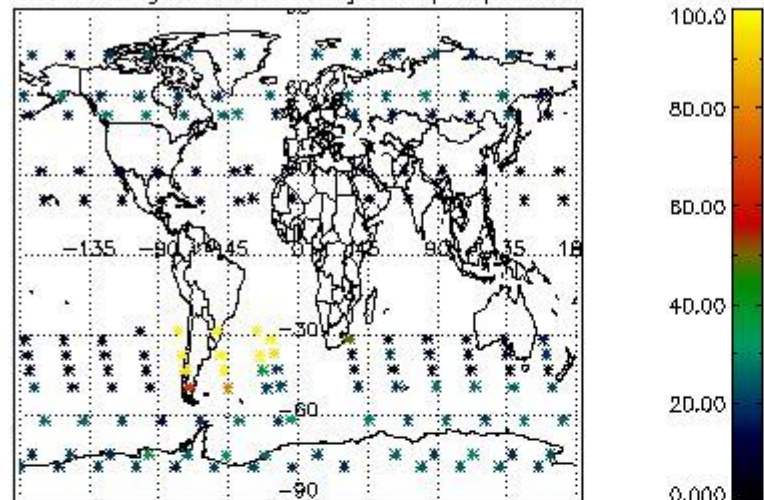
4.1.2 Plot level 1 quality information per product (time dependant): ENVI SAT DESCENDING passes



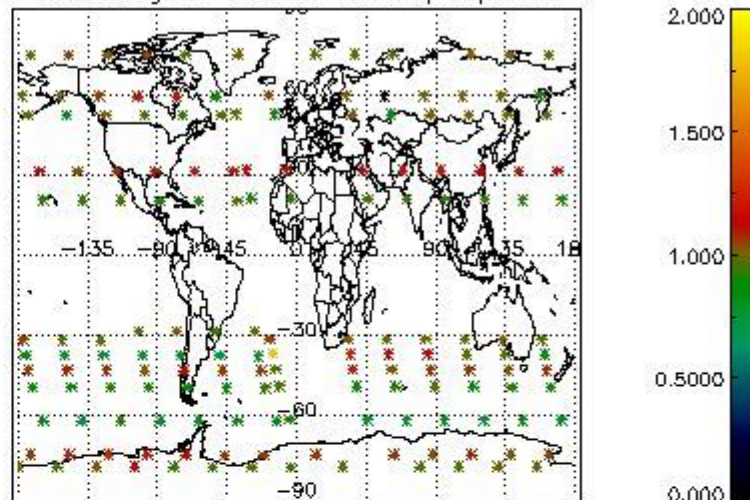
4.2 Plot quality information per product coming from level 1b processing (world map)

4.2.1 Plot level 1 quality information per product (world map): ENVISAT ASCENDING passes

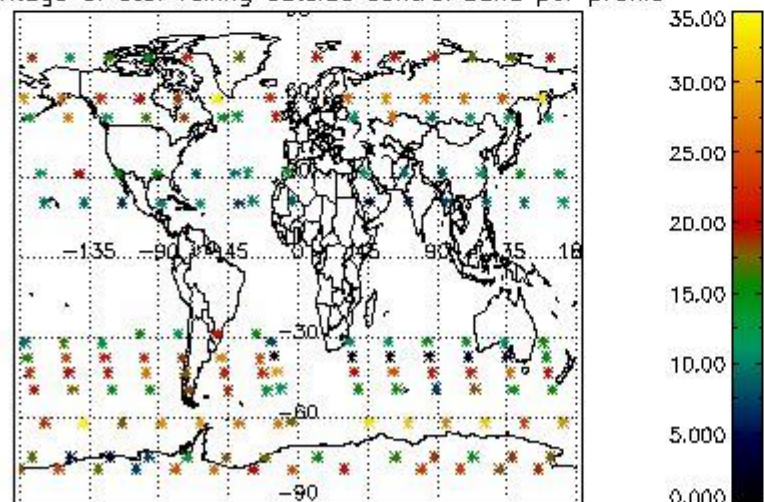
Percentage of cosmic ray hits per profile



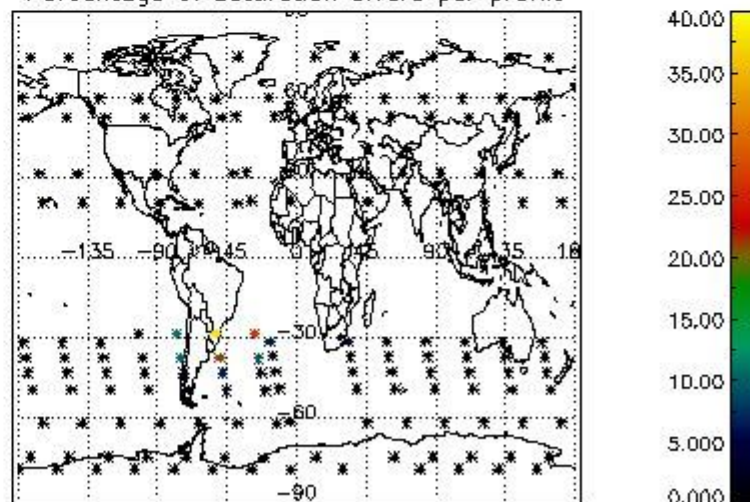
Percentage of datation errors per profile



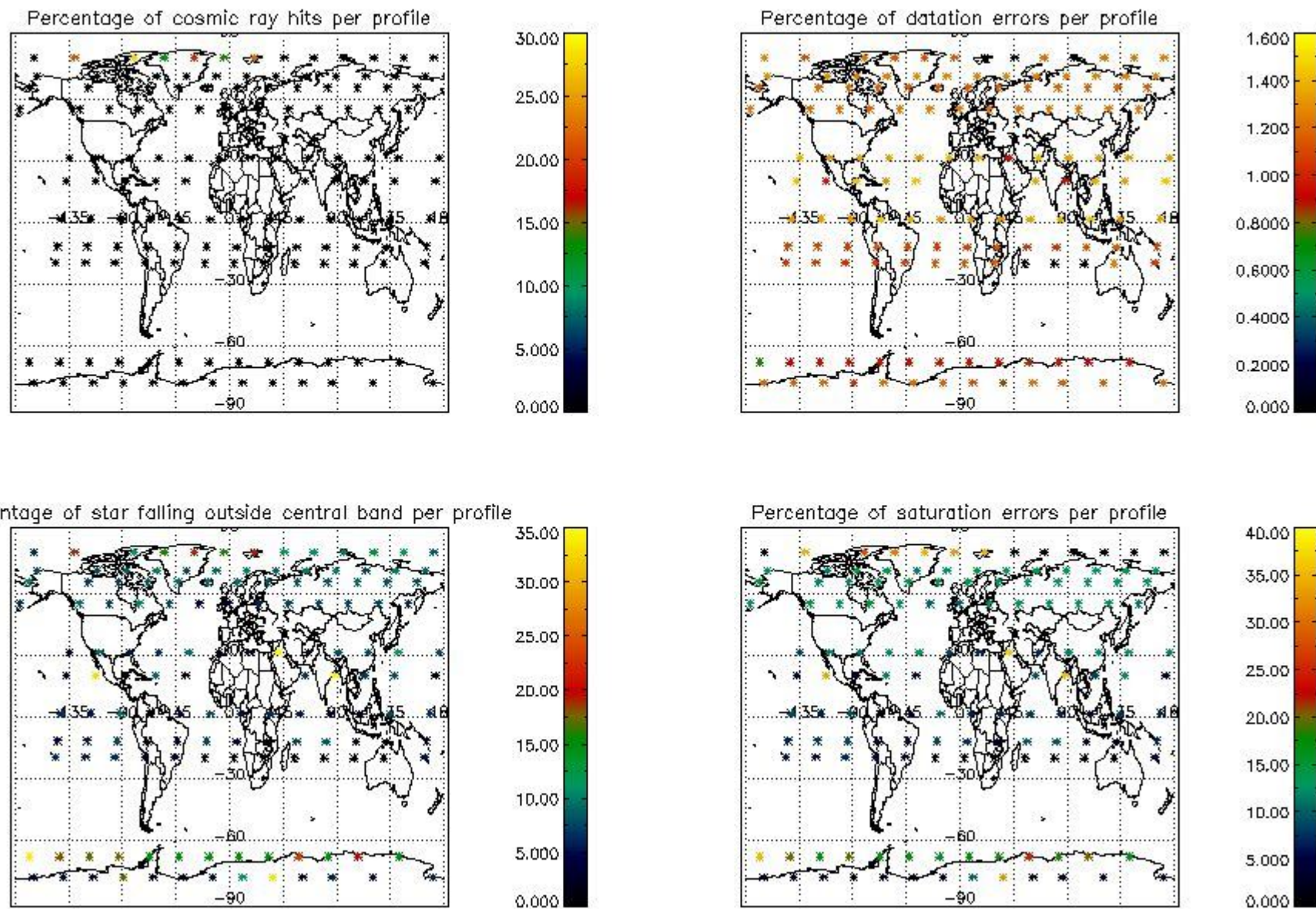
Percentage of star falling outside central band per profile



Percentage of saturation errors per profile



4.2.2 Plot level 1 quality information per product (world map): ENVISAT DESCENDING passes



5. Trace gas profiles

5.1 Ozone statistics based on quality of products

The final quality of the products can be "measured" using the STD (Standard Deviation) attached to every point profile. This information is written to the parameter GOM_NL__2P/NL_LOCAL_SPECIES_DENSITY/o3_std of the level 2 products. The table below shows the statistics for given STD ranges.

The statistics are given with respect to the overall valid production:

- Products without fatal errors: GOM_NL__2P/MPH/PRODUCT_ERR=0
- Valid point profile: GOM_NL__2P/NL_LOCAL_SPECIES_DENSITY/pcd(0)=0

The 'Criteria' is applied to valid points of dark limb products:

- Products in dark limb illumination condition: GOM_NL__2P/NL_SUMMARY_QUALITY/obs_ill_cond=0
- Products without fatal errors: GOM_NL__2P/MPH/PRODUCT_ERR=0
- Valid point profile: GOM_NL__2P/NL_LOCAL_SPECIES_DENSITY/pcd(0)=0

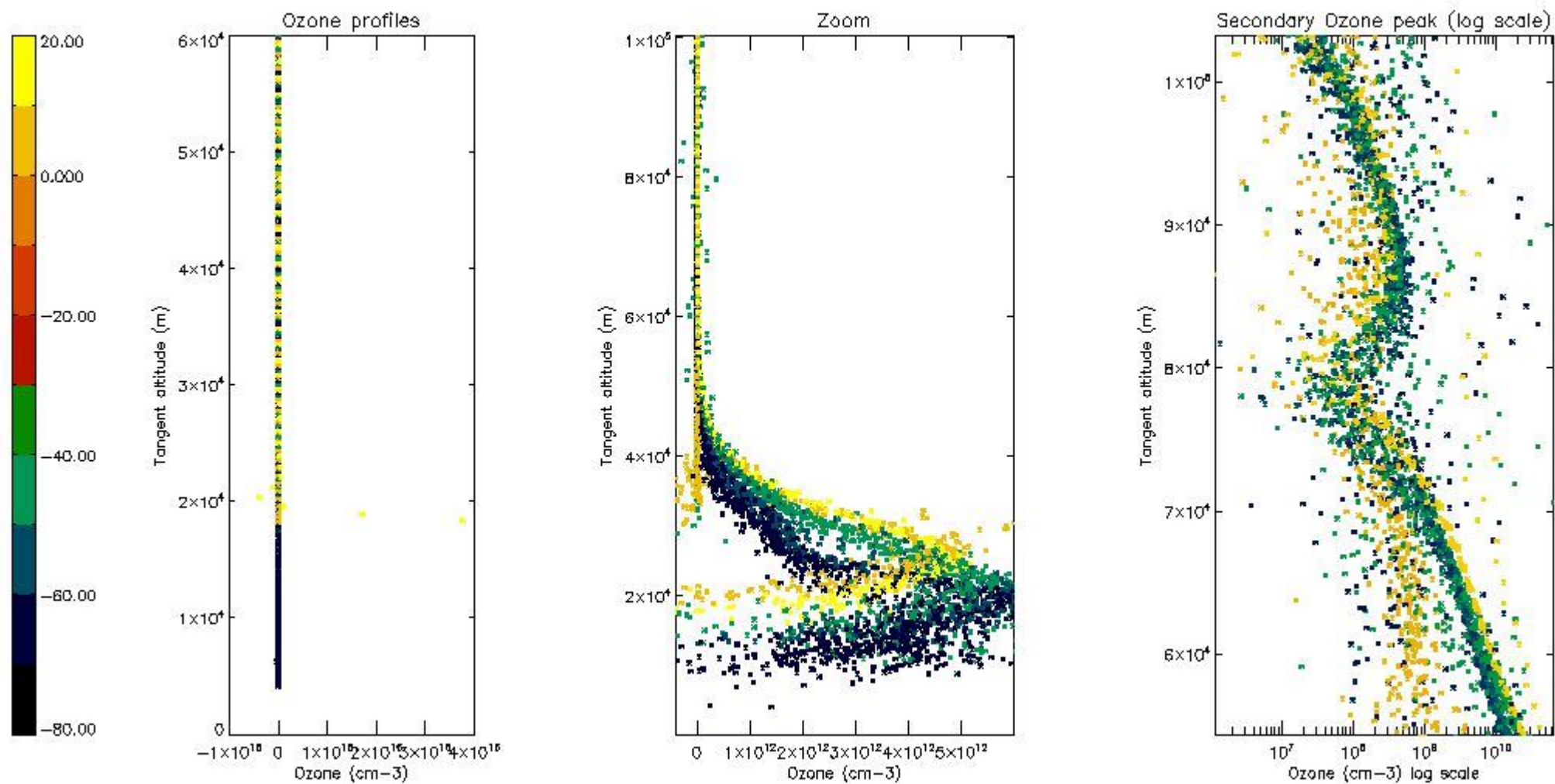
So, the table below shows the percentage of dark limb and valid observations for each criteria with respect to the overall valid daily observations.

Criteria	% of total production
All STD	37
STD < 20	20

STD < 10	16
STD < 5	12

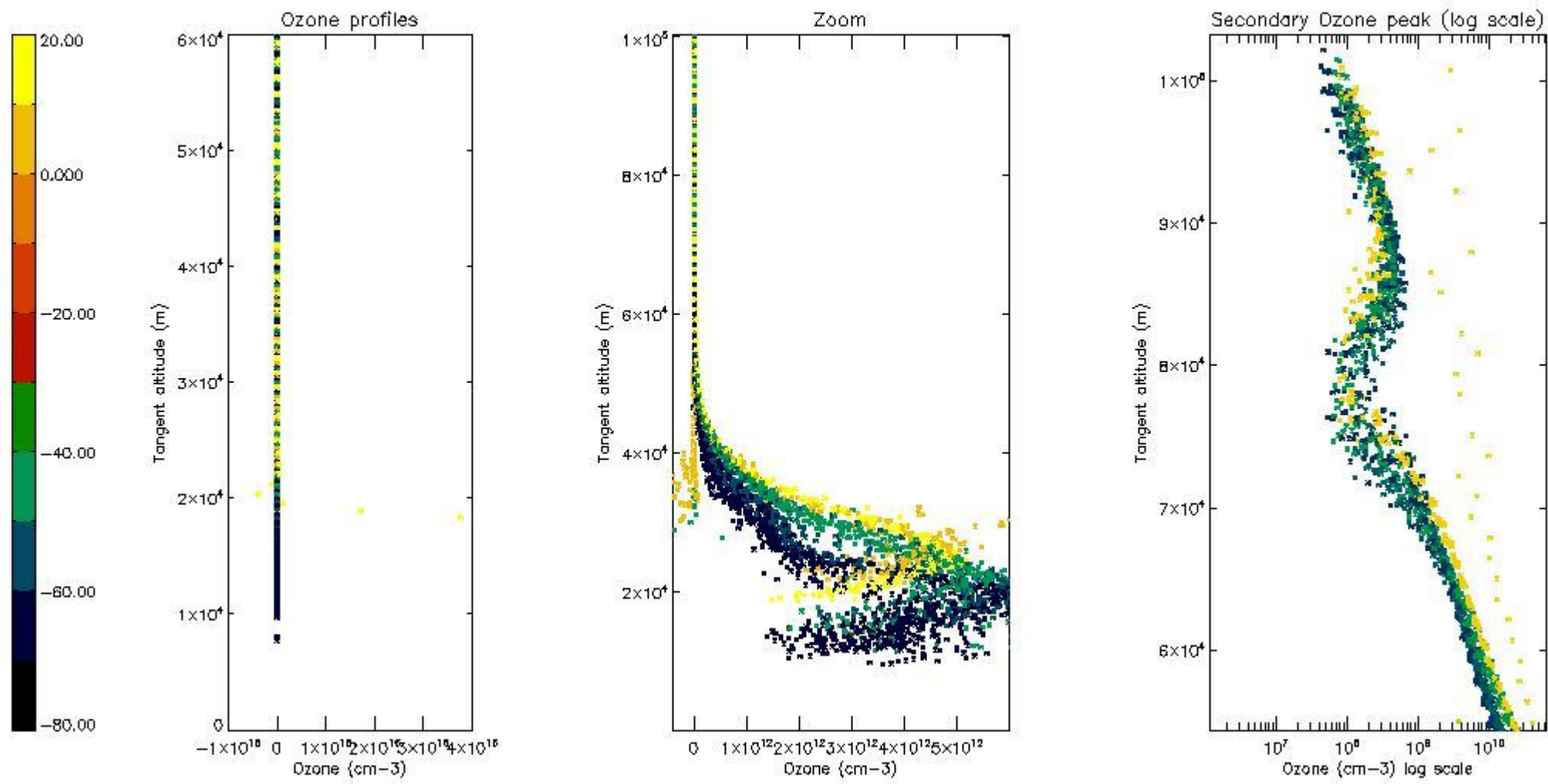
5.2 Plot ozone profiles for all STD (dark without errors)

The colorbar represents the latitude.



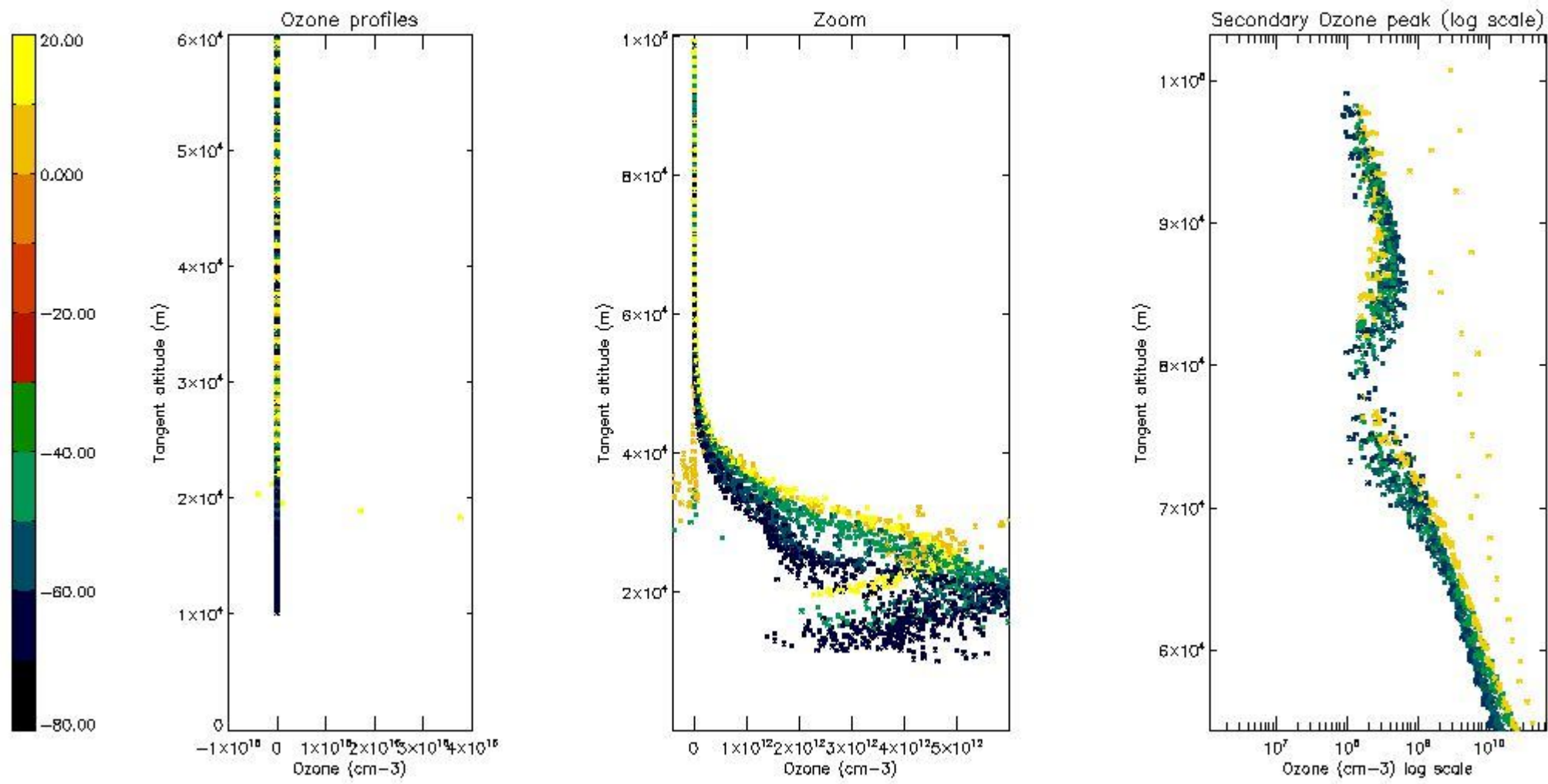
5.3 Plot ozone profiles where STD < 20% (dark without errors)

The colorbar represents the latitude.



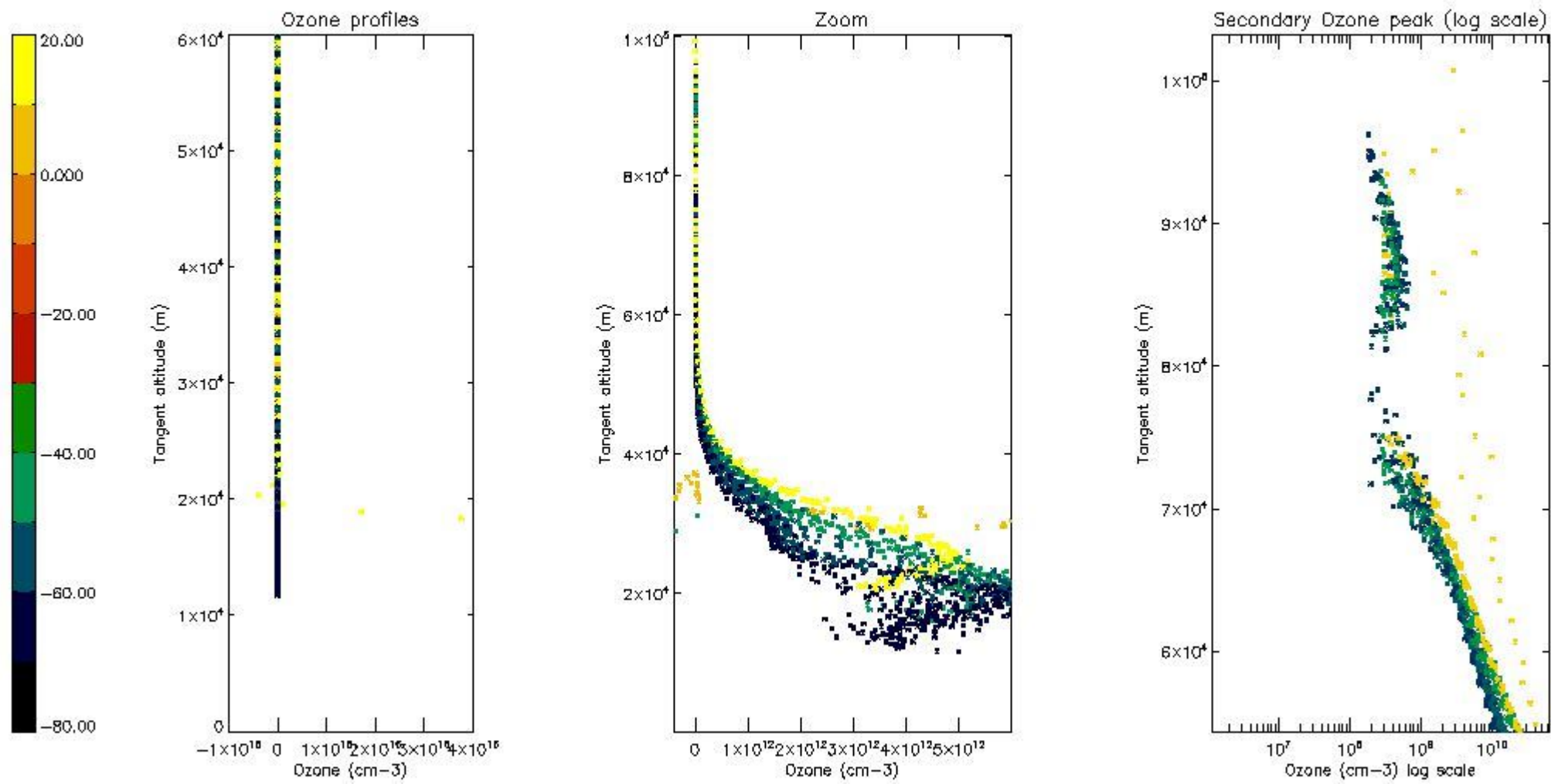
5.4 Plot ozone profiles where STD < 10% (dark without errors)

The colorbar represents the latitude.



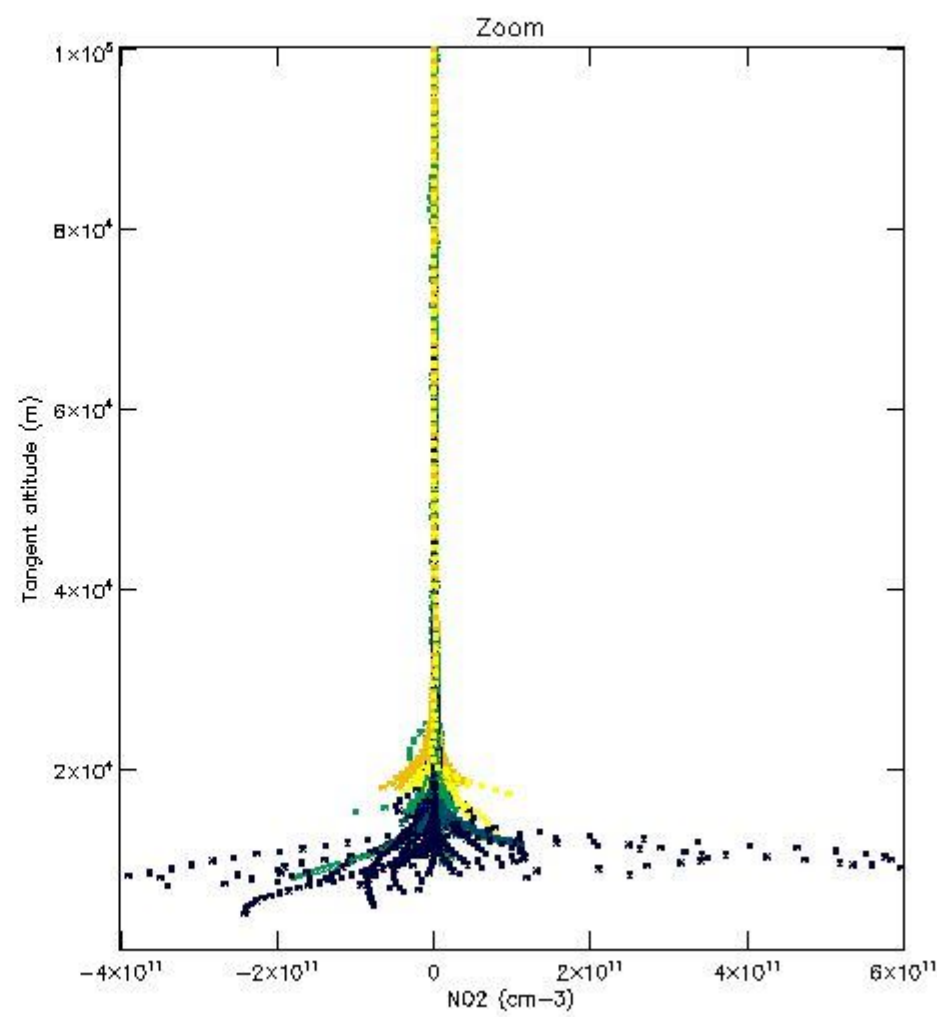
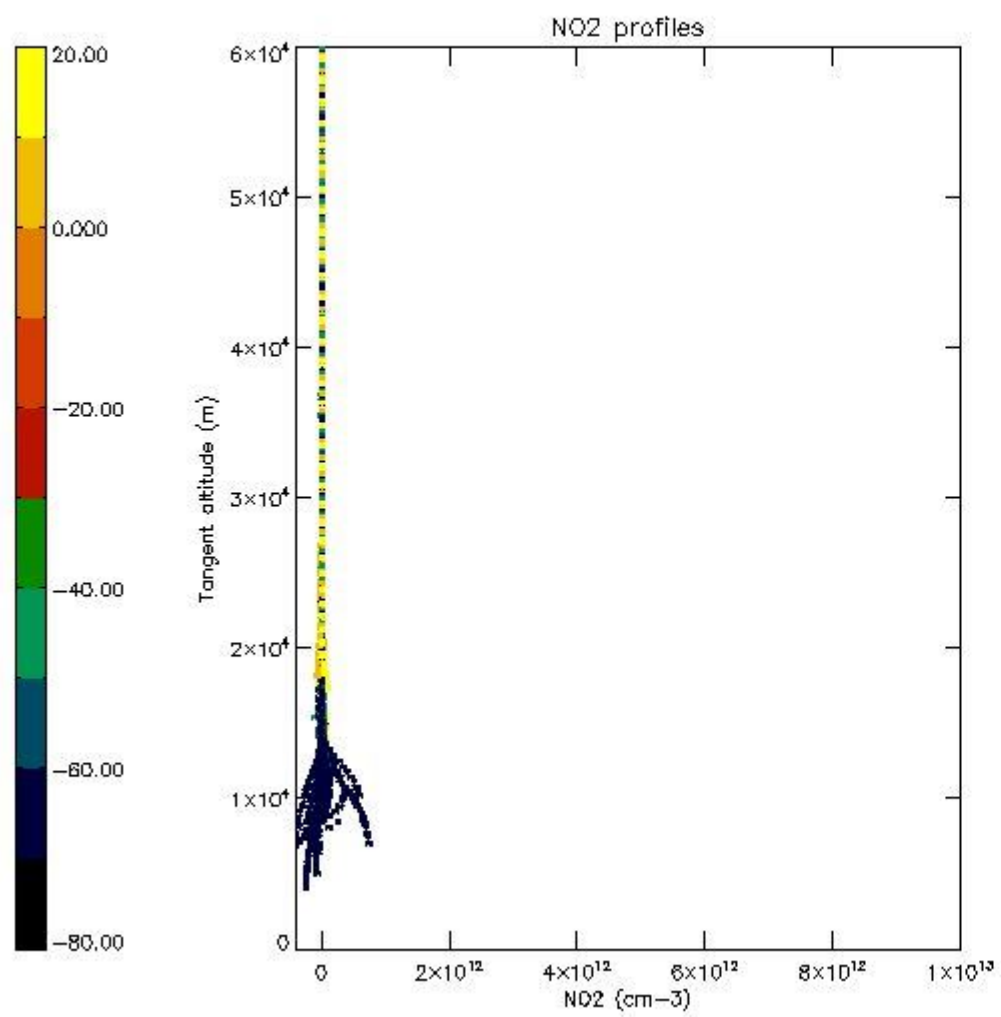
5.5 Plot ozone profiles where $STD < 5\%$ (dark without errors)

The colorbar represents the latitude.



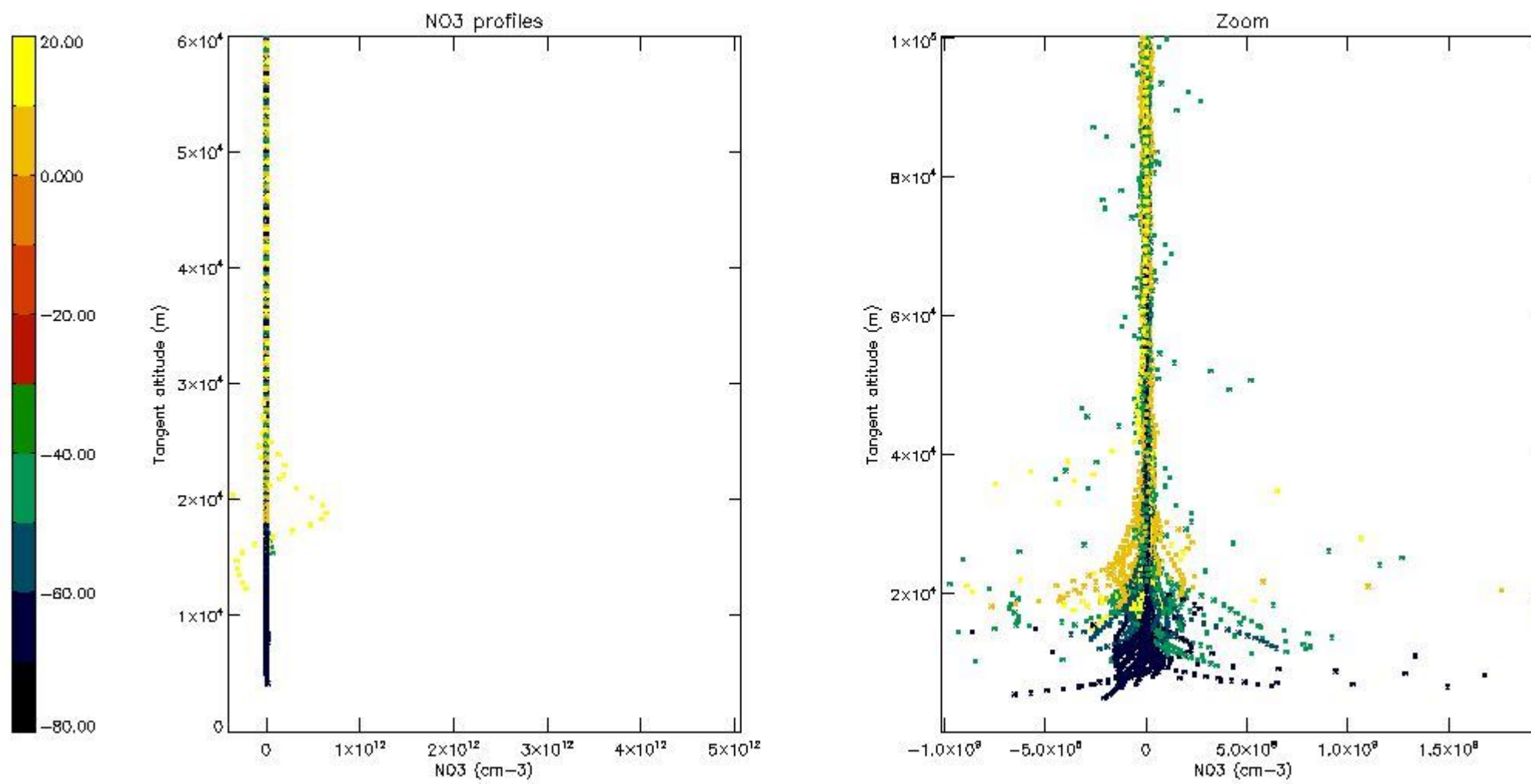
5.6 Plot NO₂ profiles for all STD (dark without errors)

The colorbar represents the latitude.



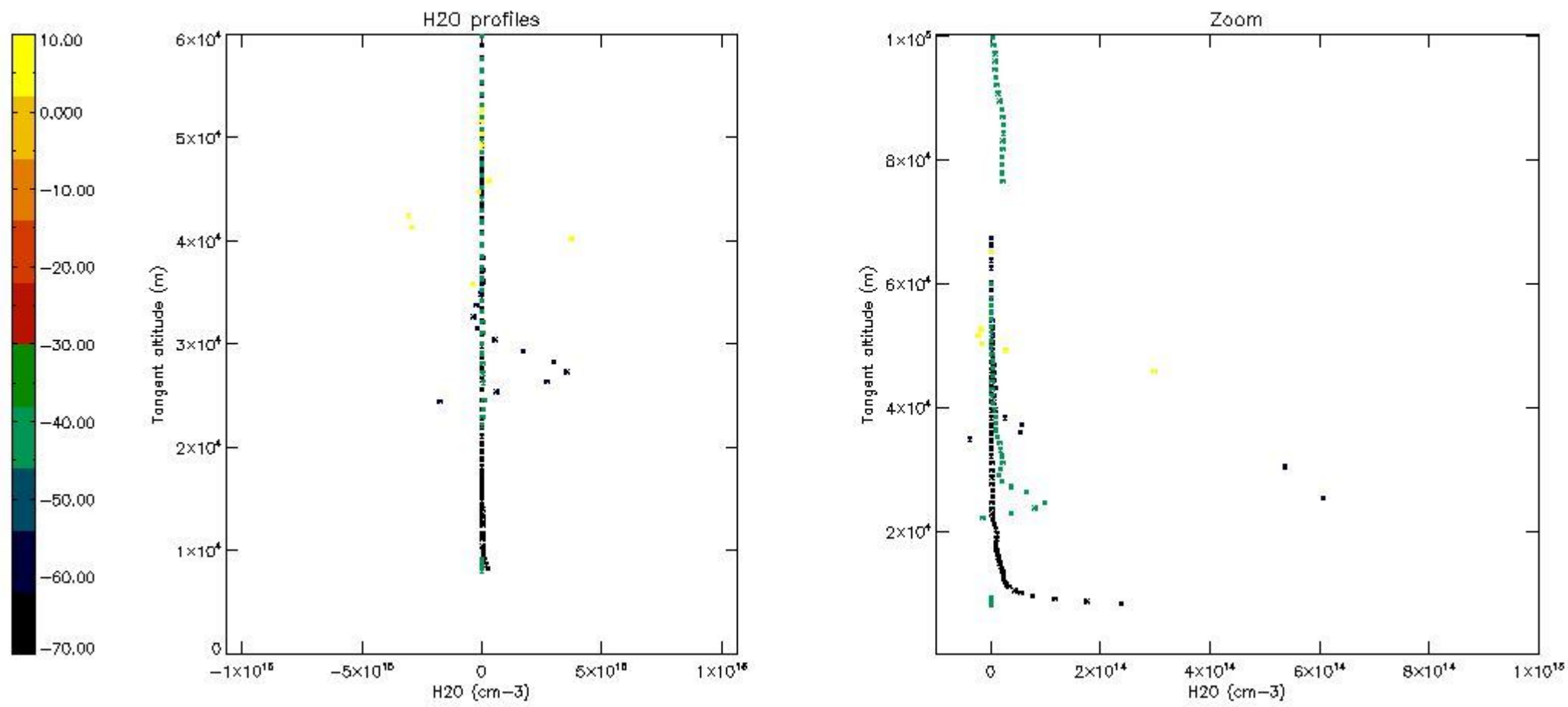
5.7 Plot NO3 profiles for all STD (dark without errors)

The colorbar represents the latitude.



5.8 Plot H₂O profiles for all STD (only for occultations of stars 1,2,3,4,13,14,16,26,63 dark without errors)

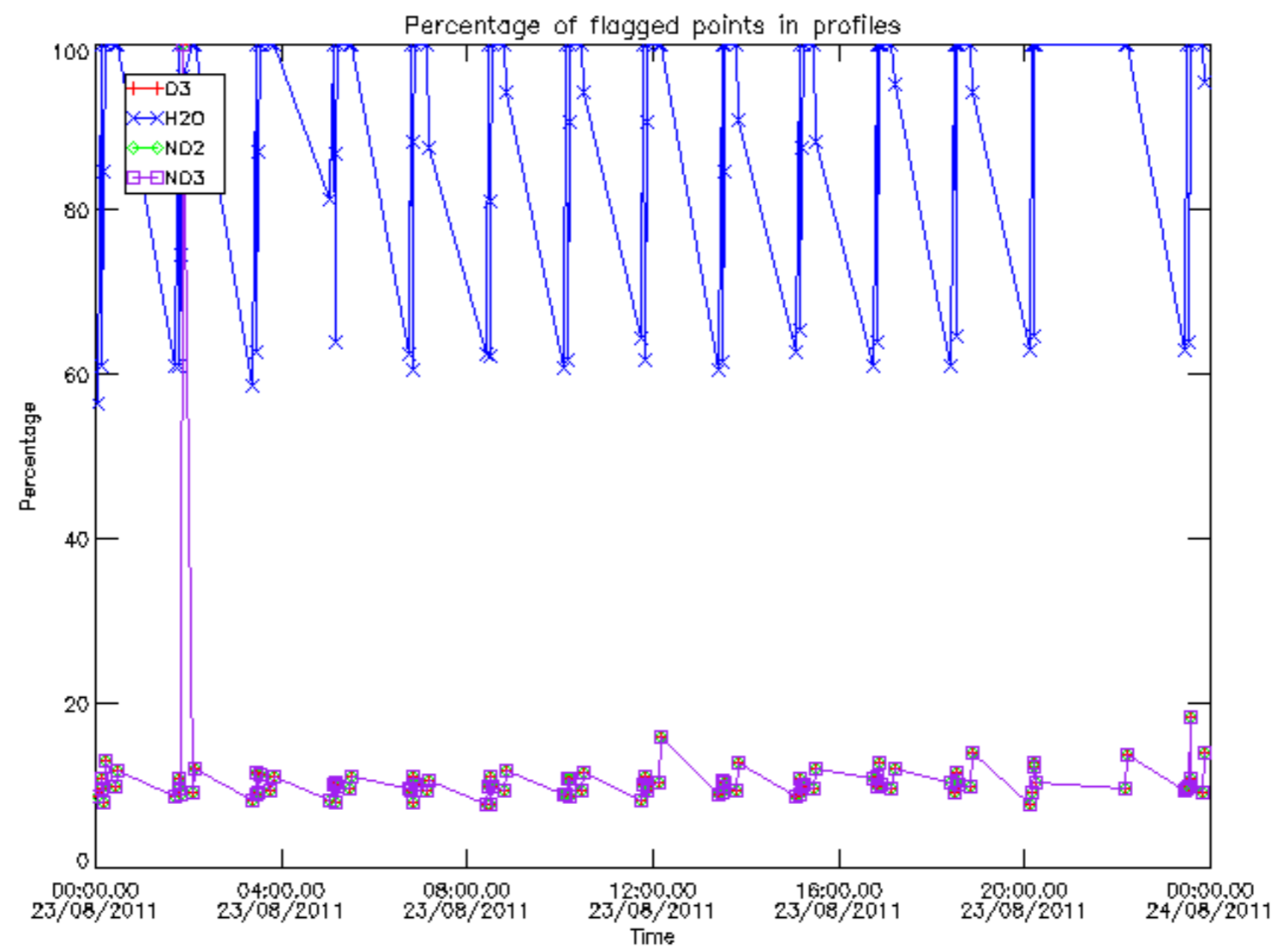
The colorbar represents the latitude.



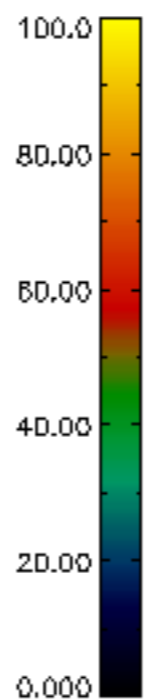
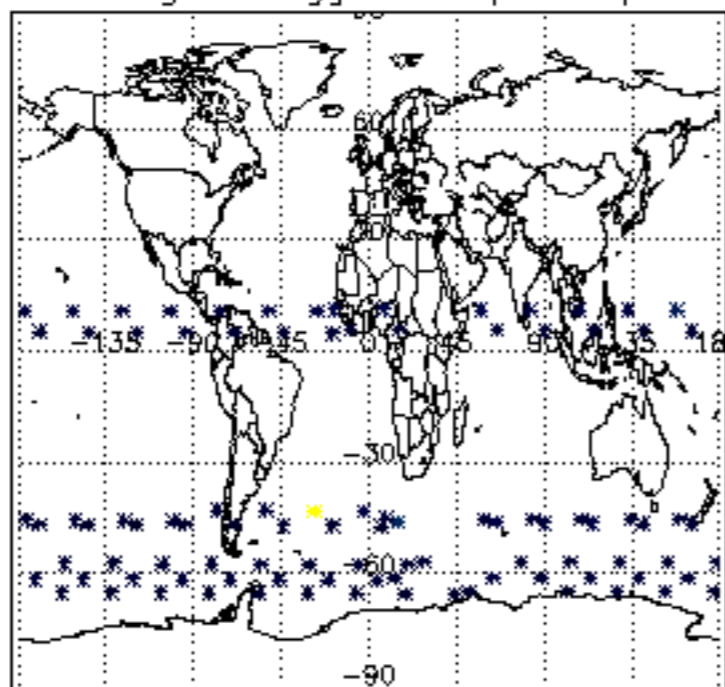
6. Auxiliary Data Files used for the production reported in section 2

The number reported in the third column indicates since which file (see list in section 2) the corresponding auxiliary file has been used. The fourth column is the date of those product files.

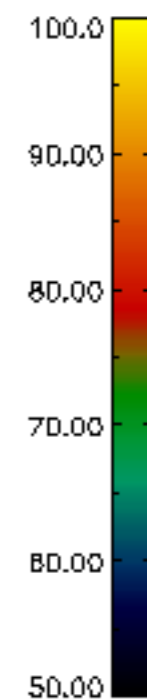
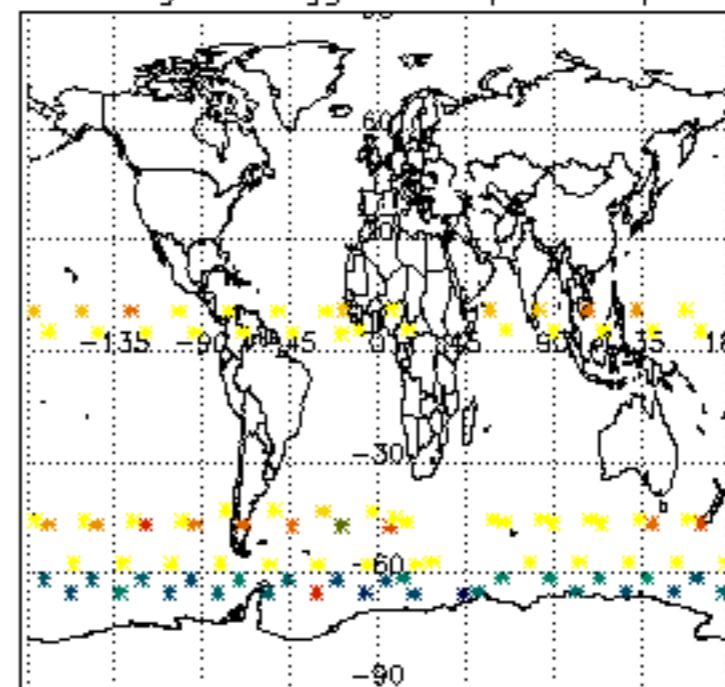
Type	Auxiliary Filename	Used since product	Used since product date
INST_PHYS_CHARACTERISTICS	GOM_INS_AXVIEC20091111_143220_20030716_120000_20500101_000000	1	23-AUG-2011 00:02:53
LEVEL-2_PROC_CONFIG	GOM_PR2_AXVIEC20091111_152718_20020301_000000_20500101_000000	1	23-AUG-2011 00:02:53
CROSS_SECTIONS_FILE	GOM_CRS_AXVIEC20091111_154832_20020301_000000_20500101_000000	1	23-AUG-2011 00:02:53



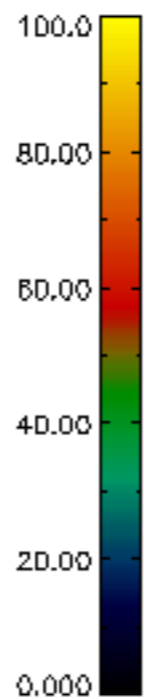
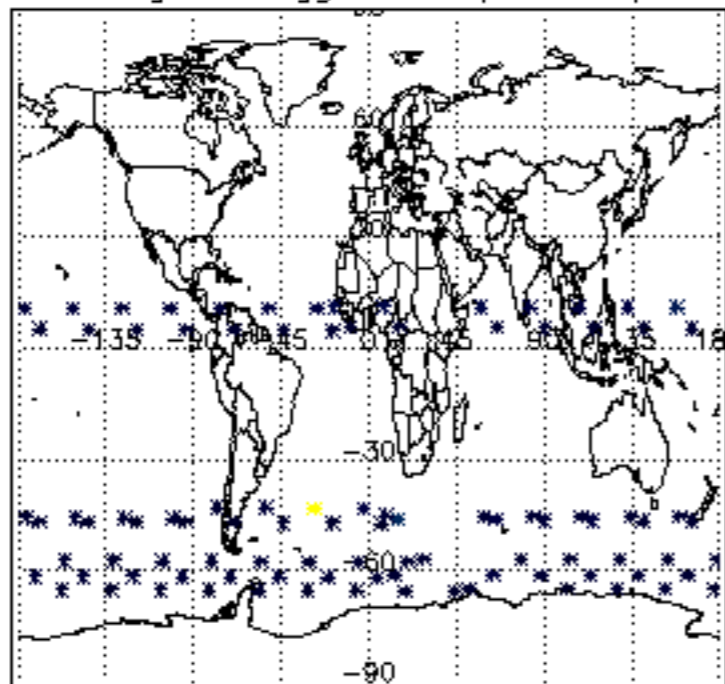
Percentage of flagged data per D3 profile



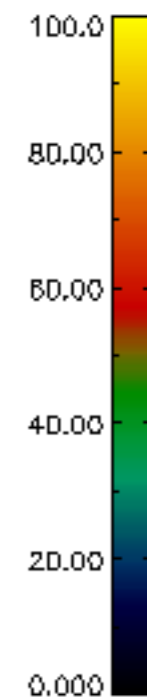
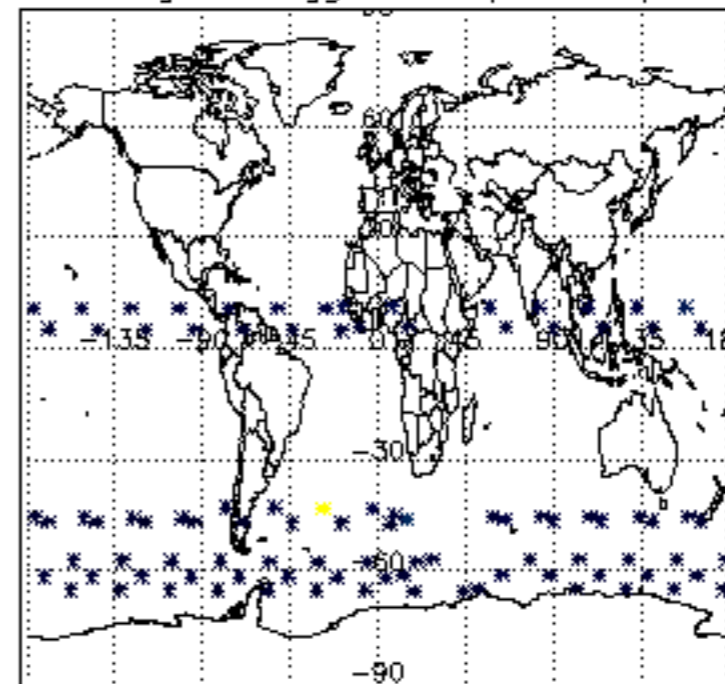
Percentage of flagged data per H2O profile

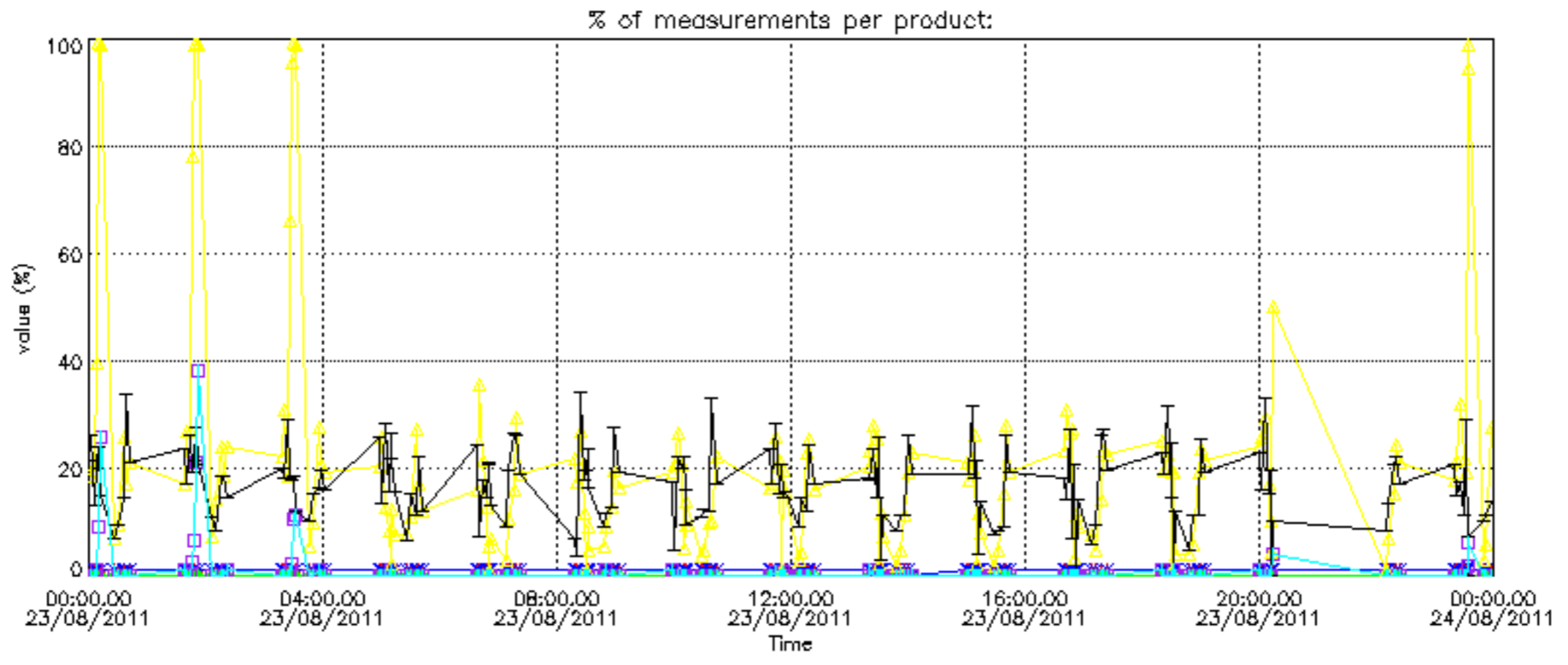


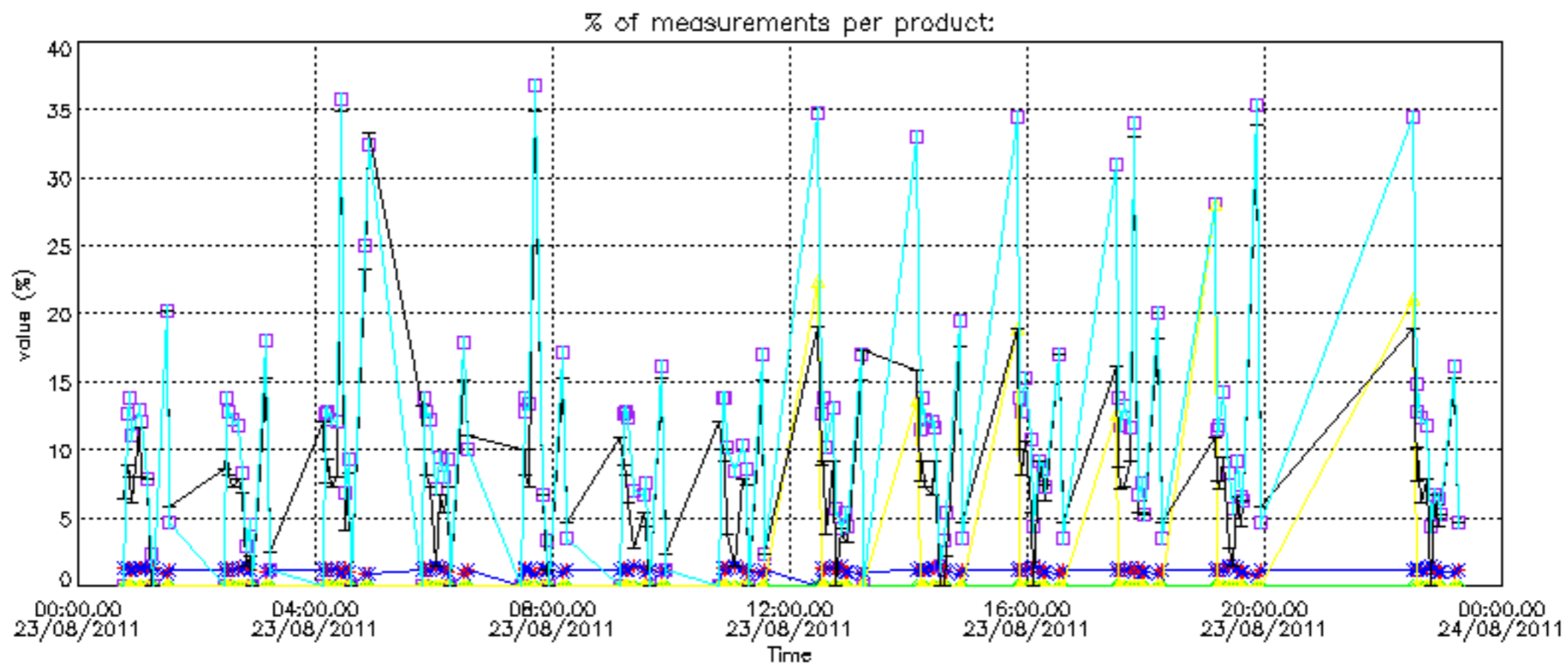
Percentage of flagged data per NO2 profile



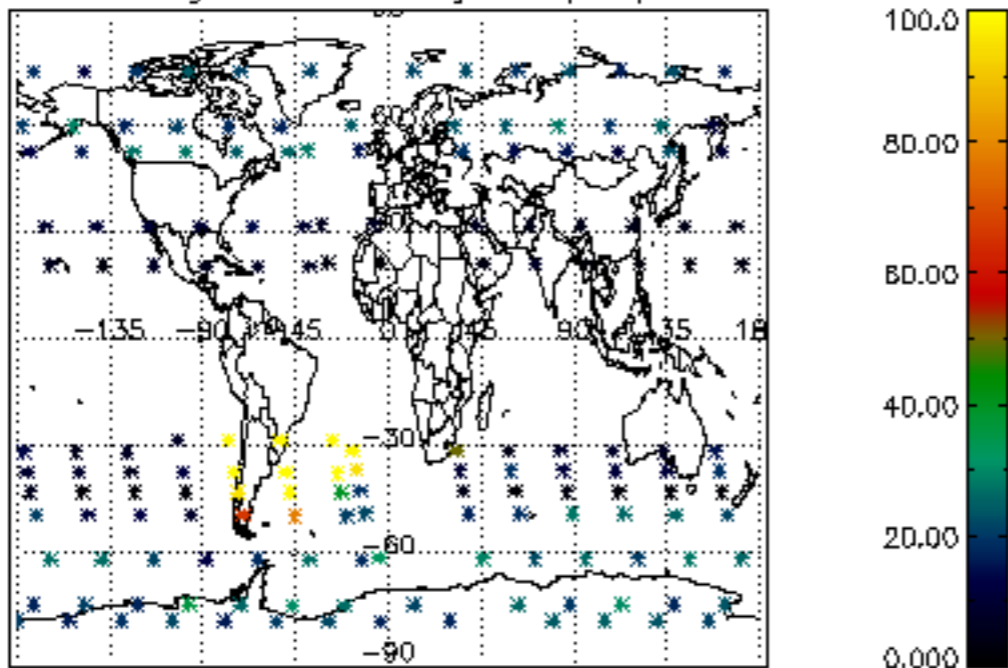
Percentage of flagged data per NO3 profile



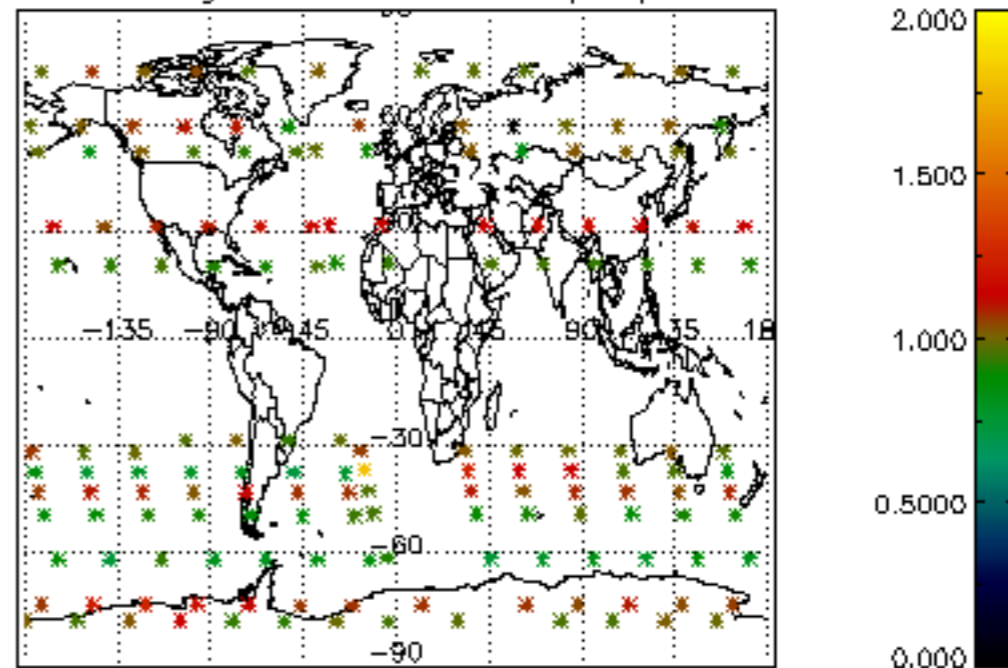




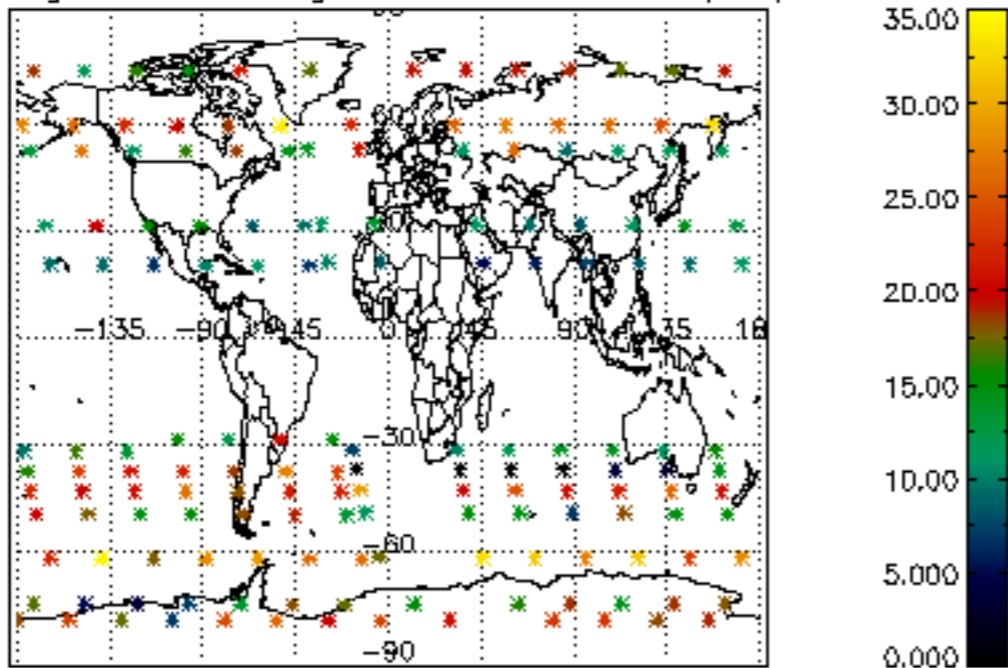
Percentage of cosmic ray hits per profile



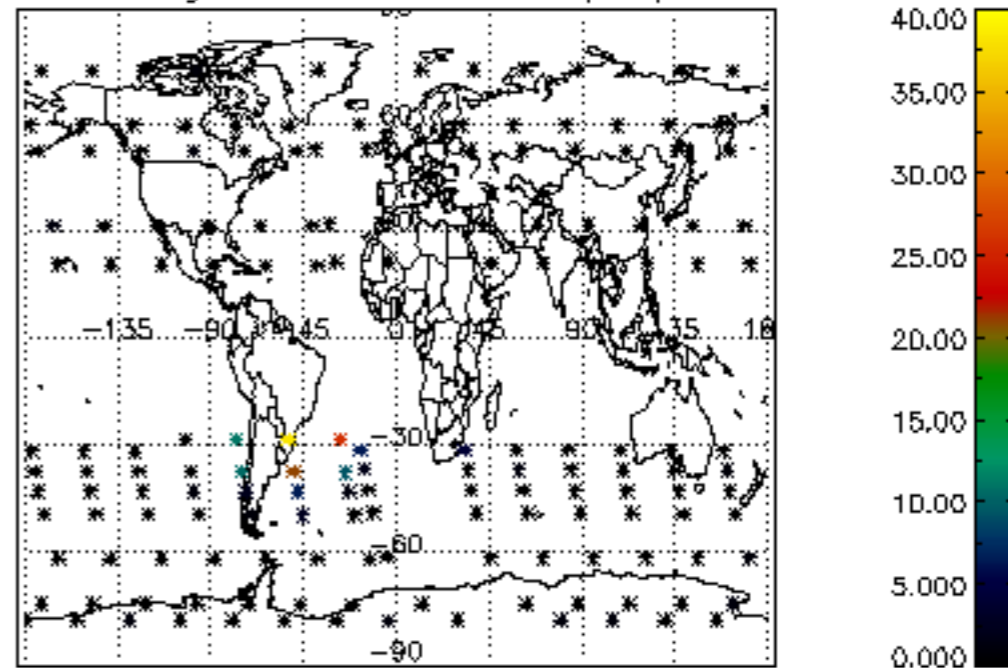
Percentage of datation errors per profile



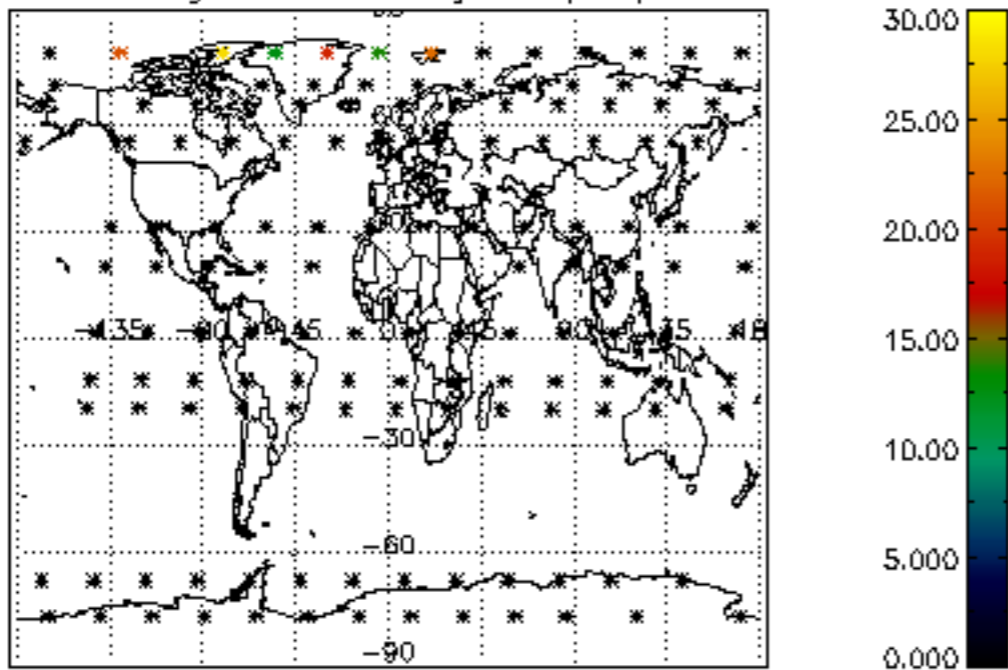
Percentage of star falling outside central band per profile



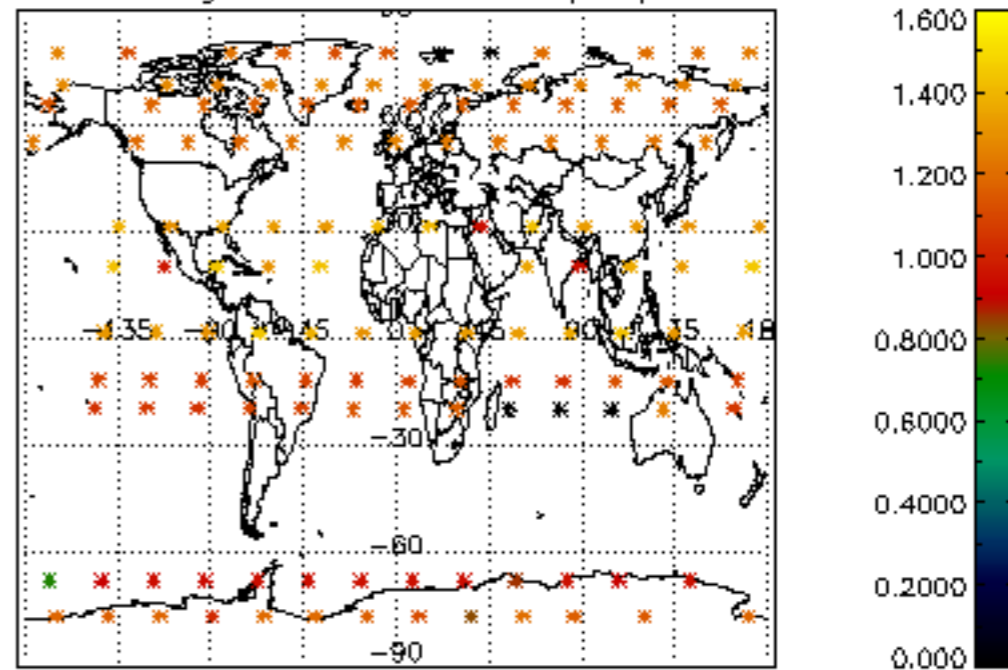
Percentage of saturation errors per profile



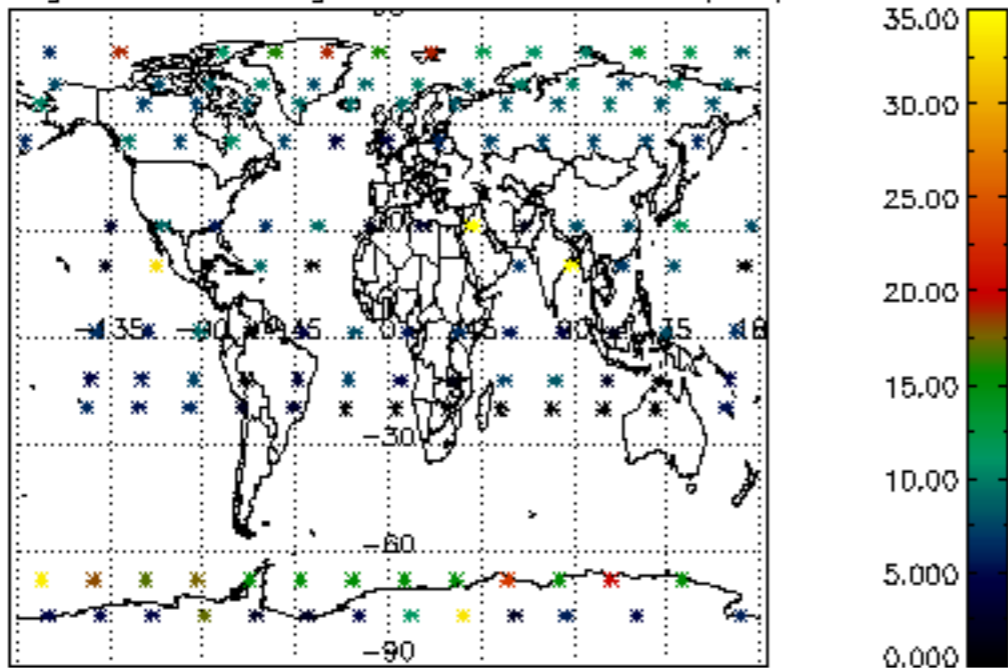
Percentage of cosmic ray hits per profile



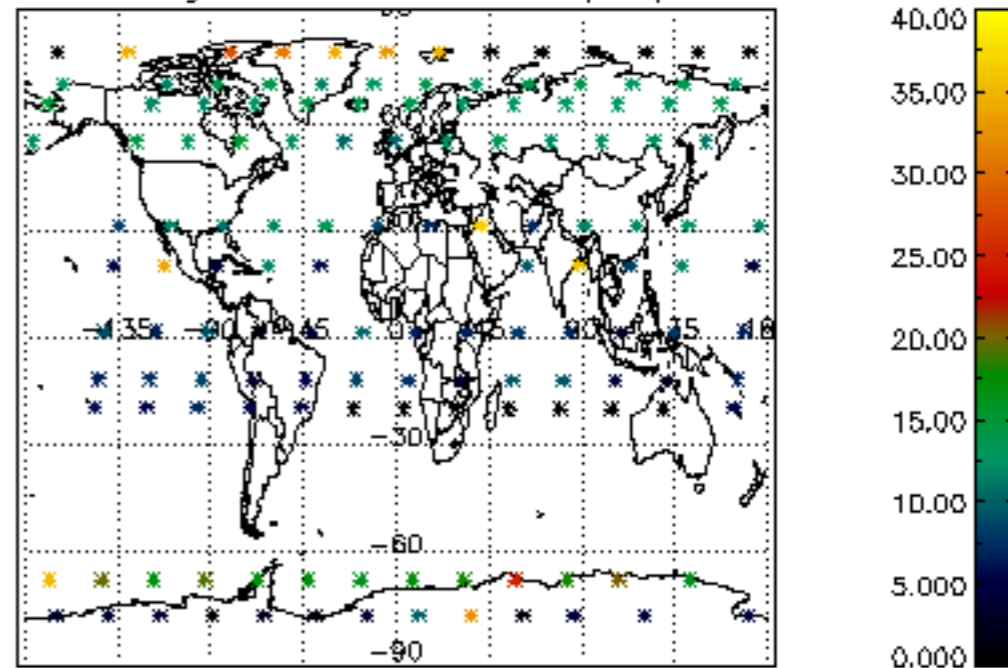
Percentage of datation errors per profile

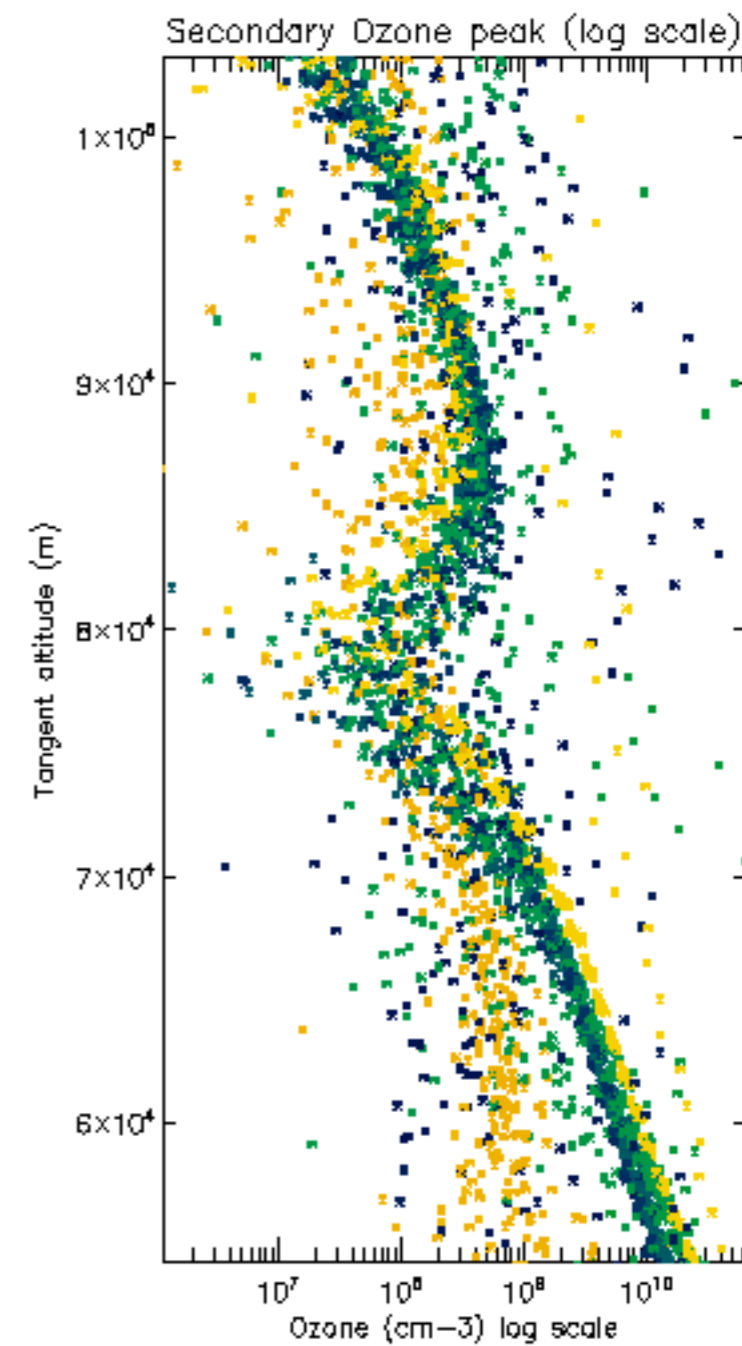
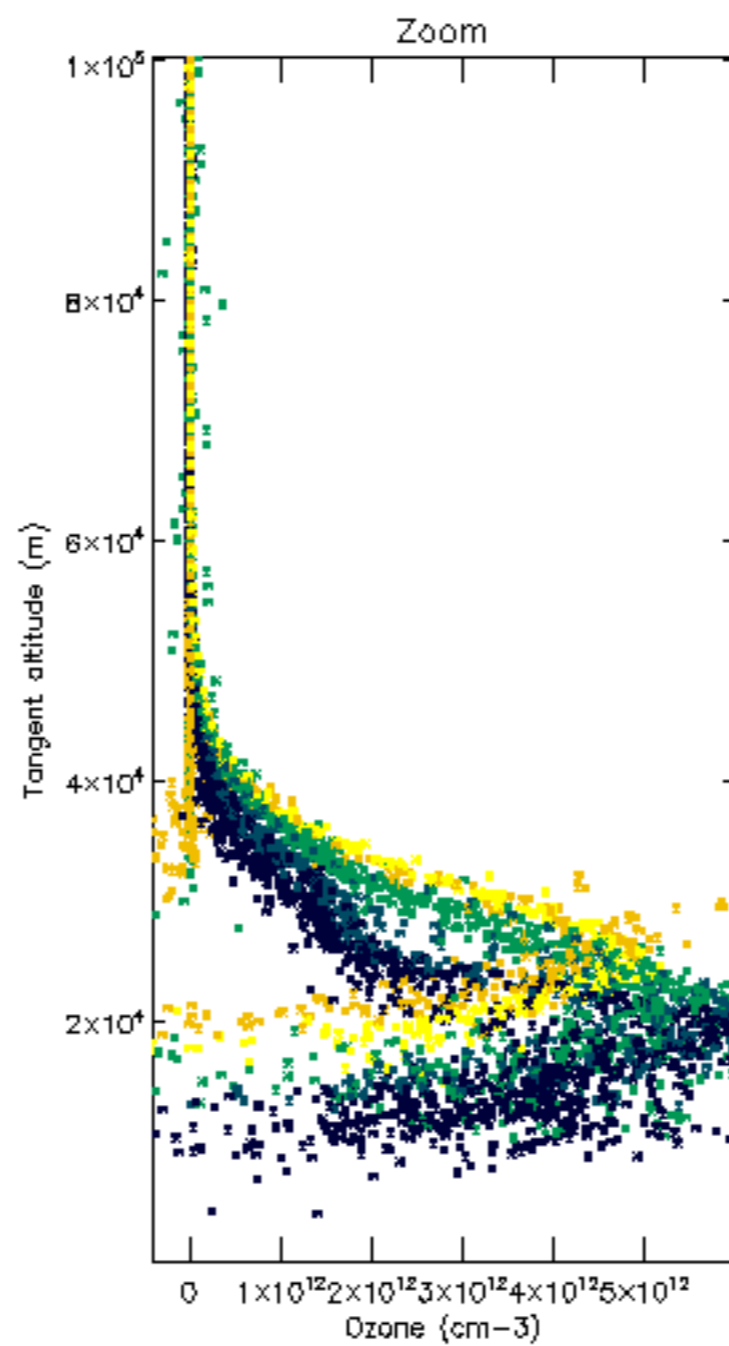
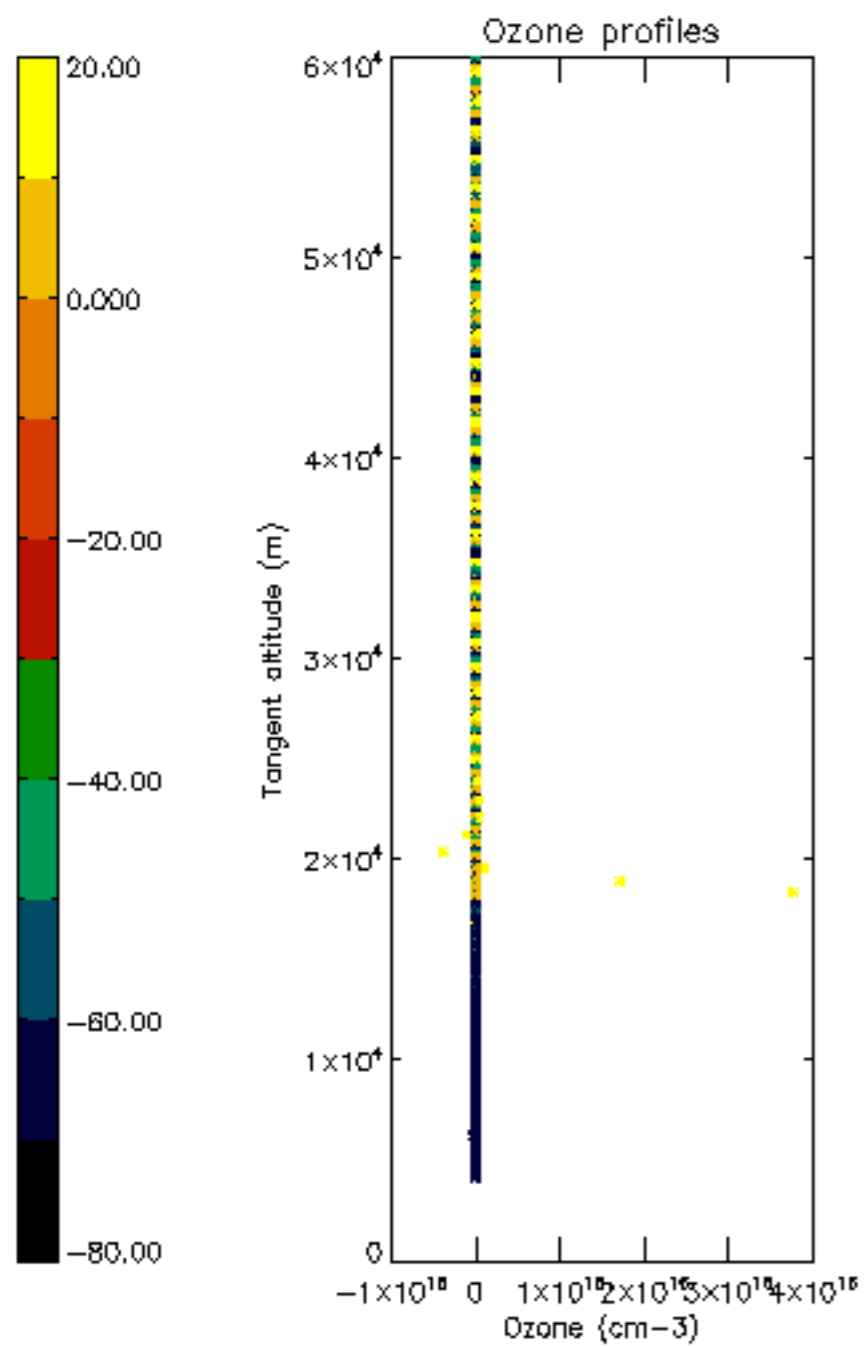


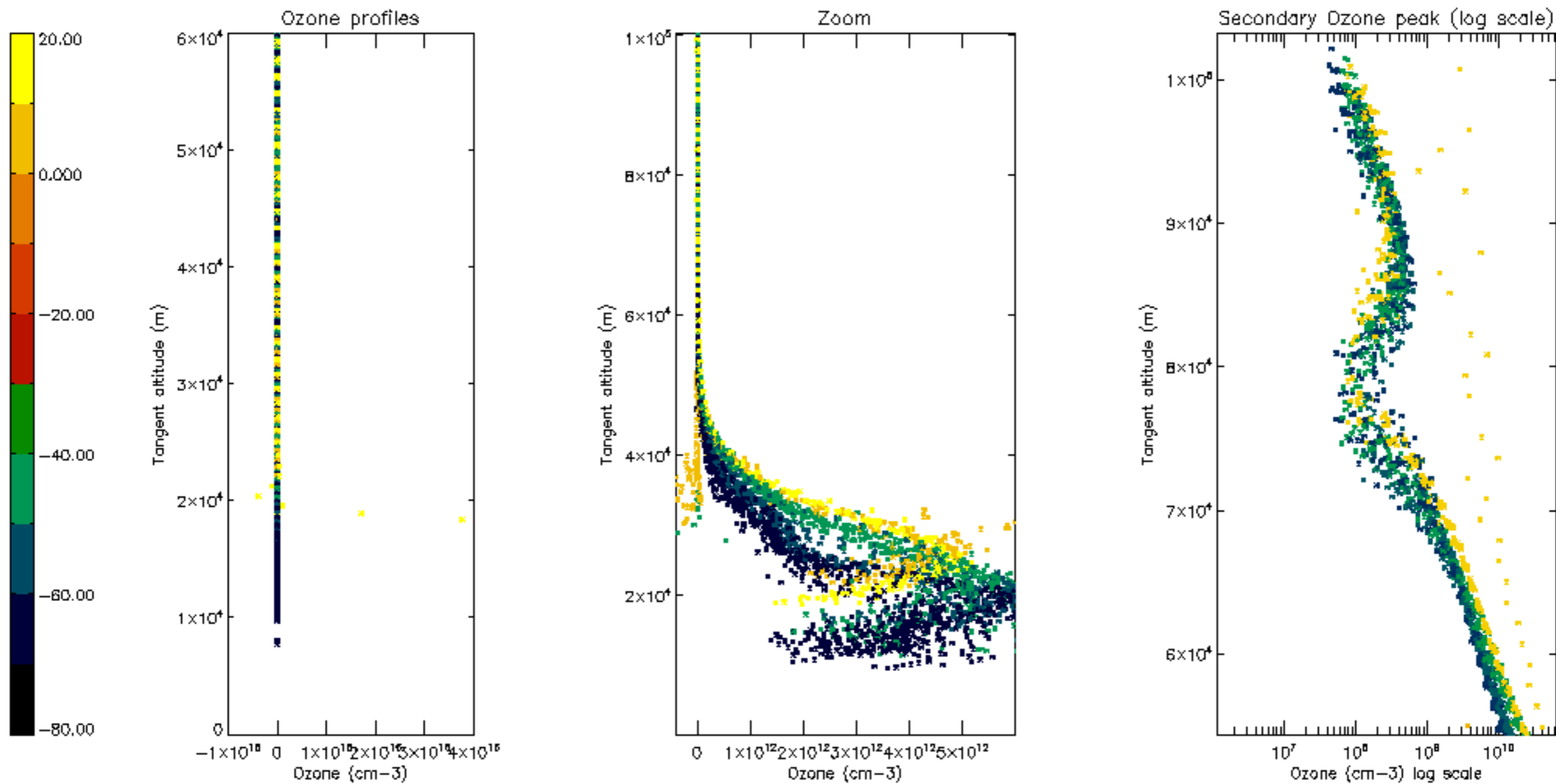
Percentage of star falling outside central band per profile

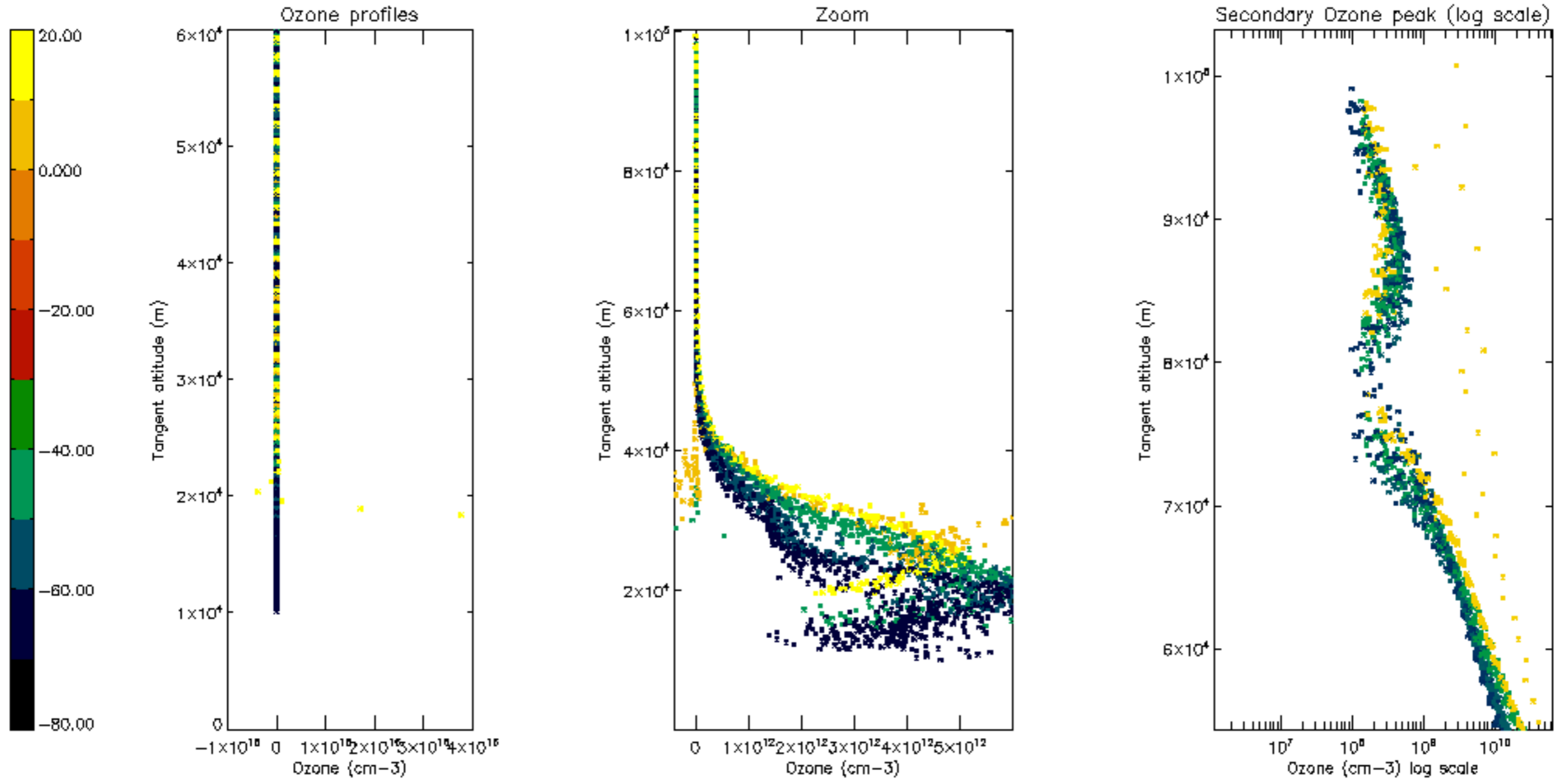


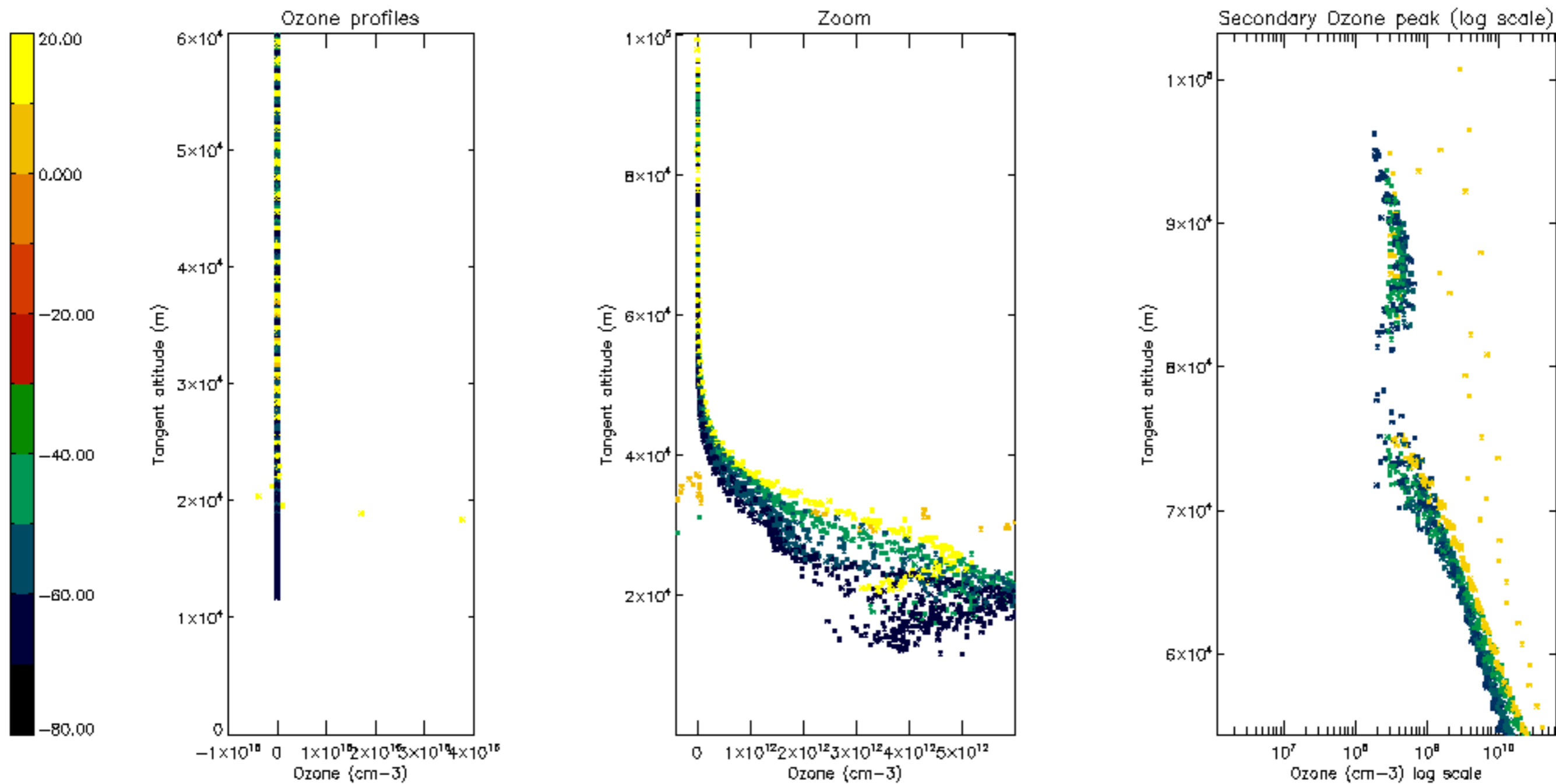
Percentage of saturation errors per profile

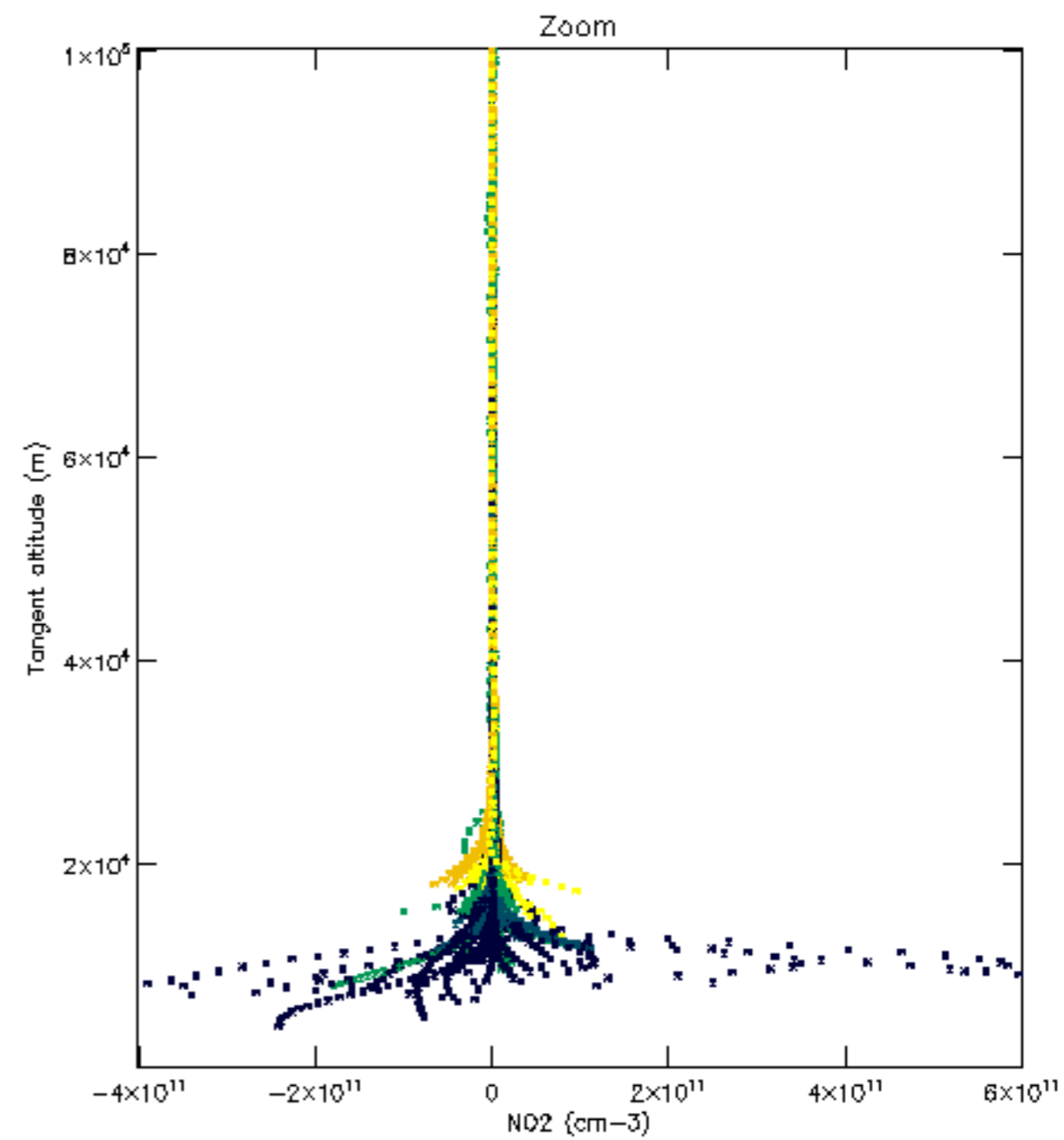
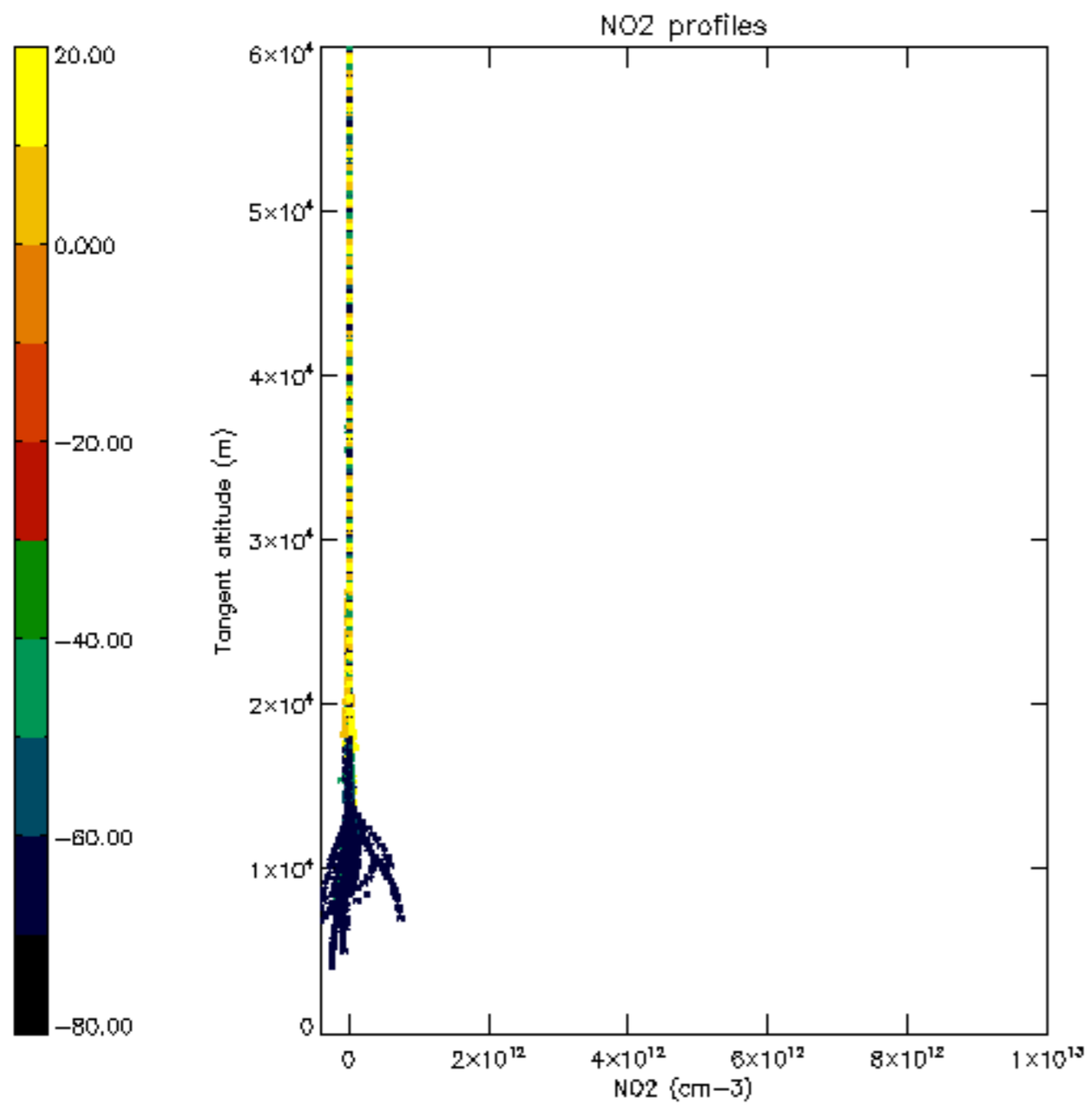


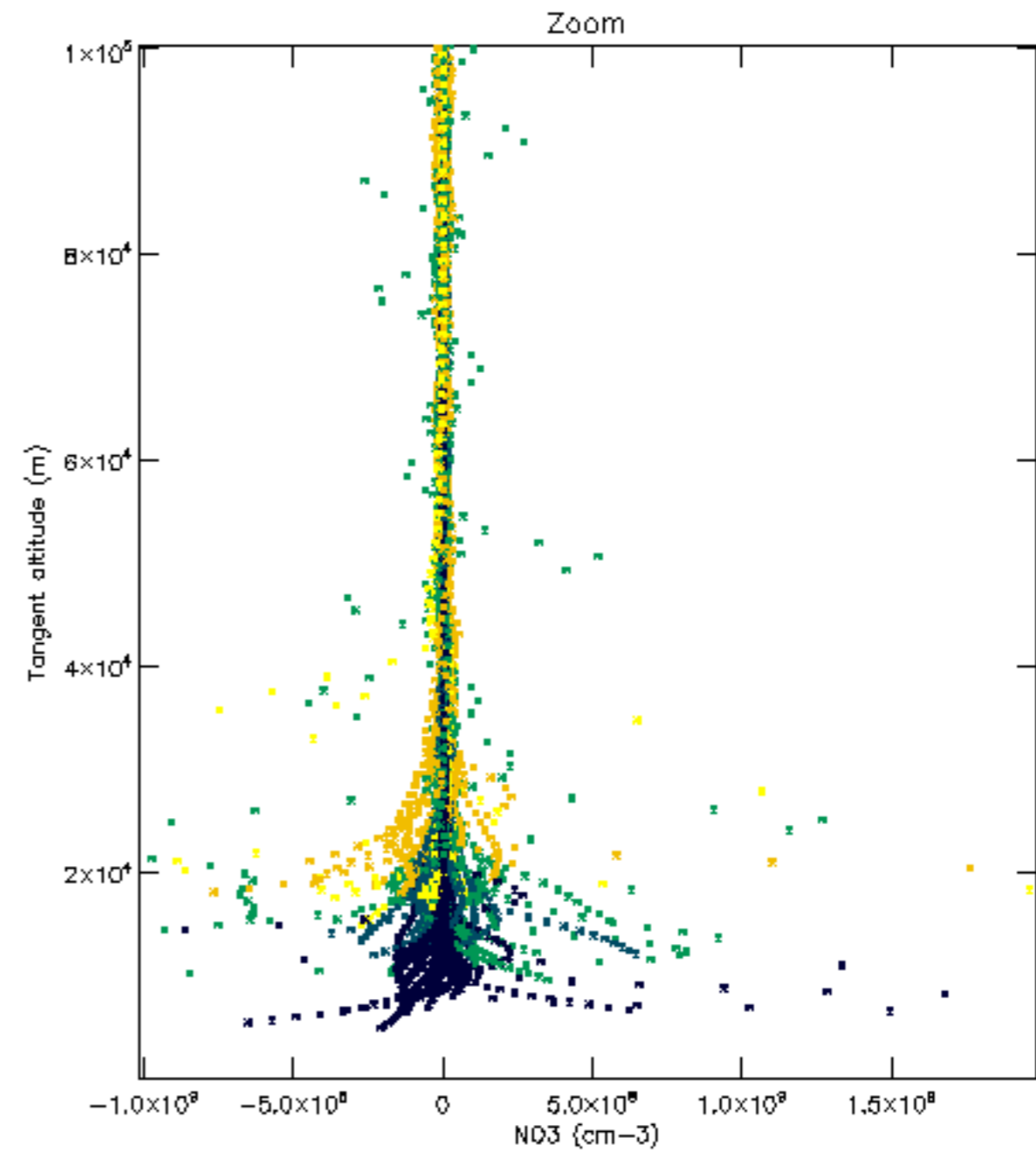
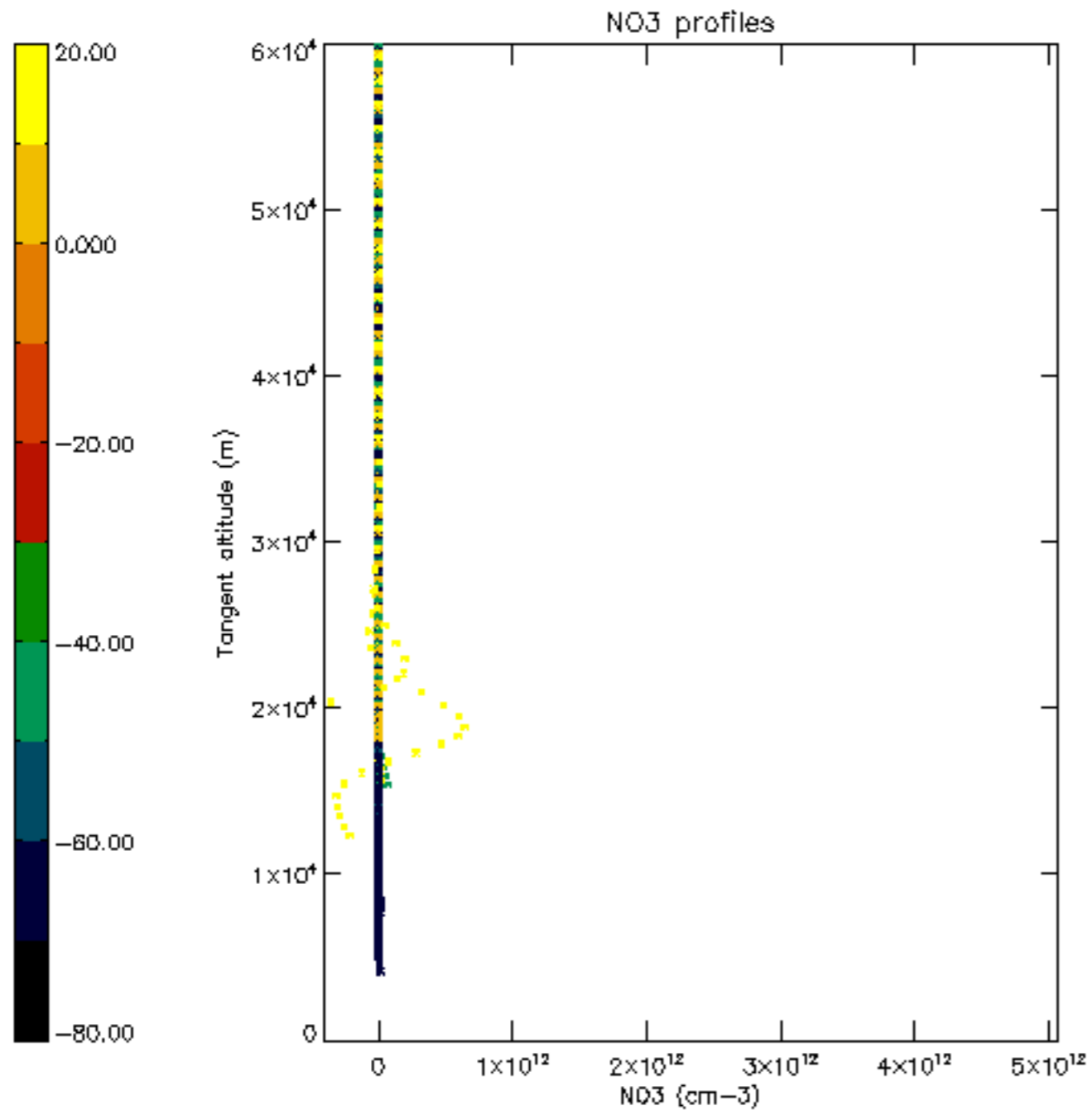


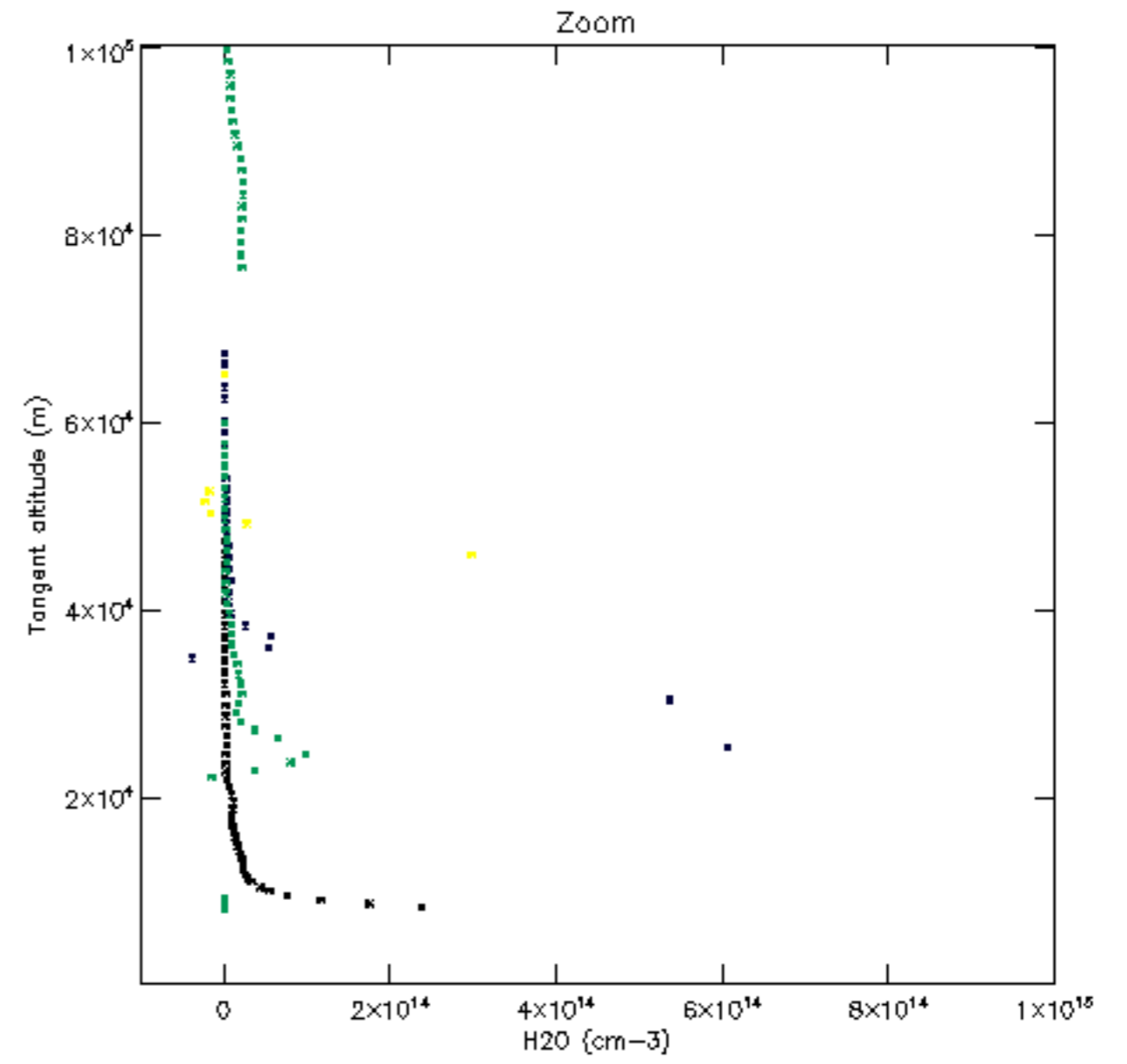
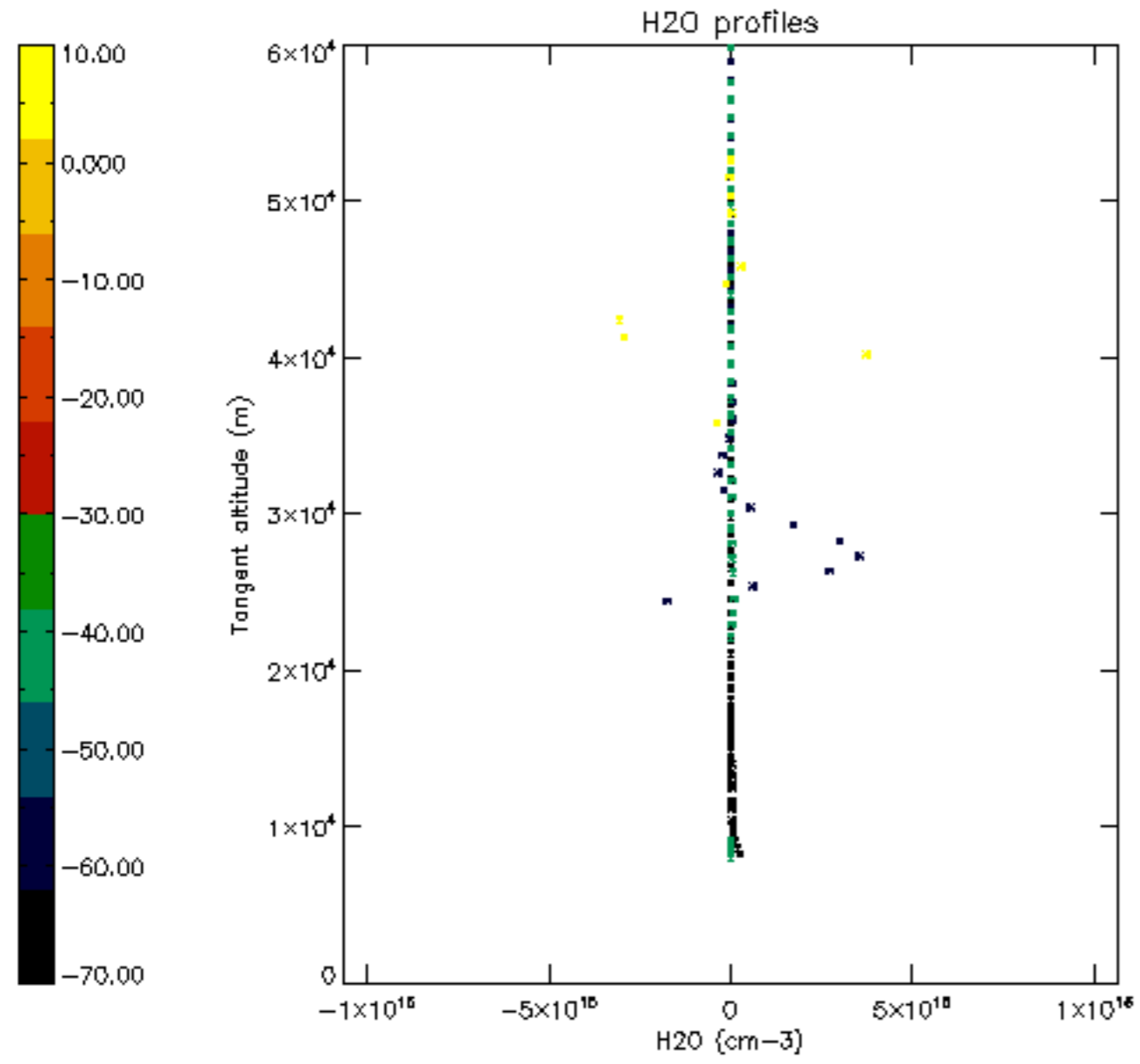


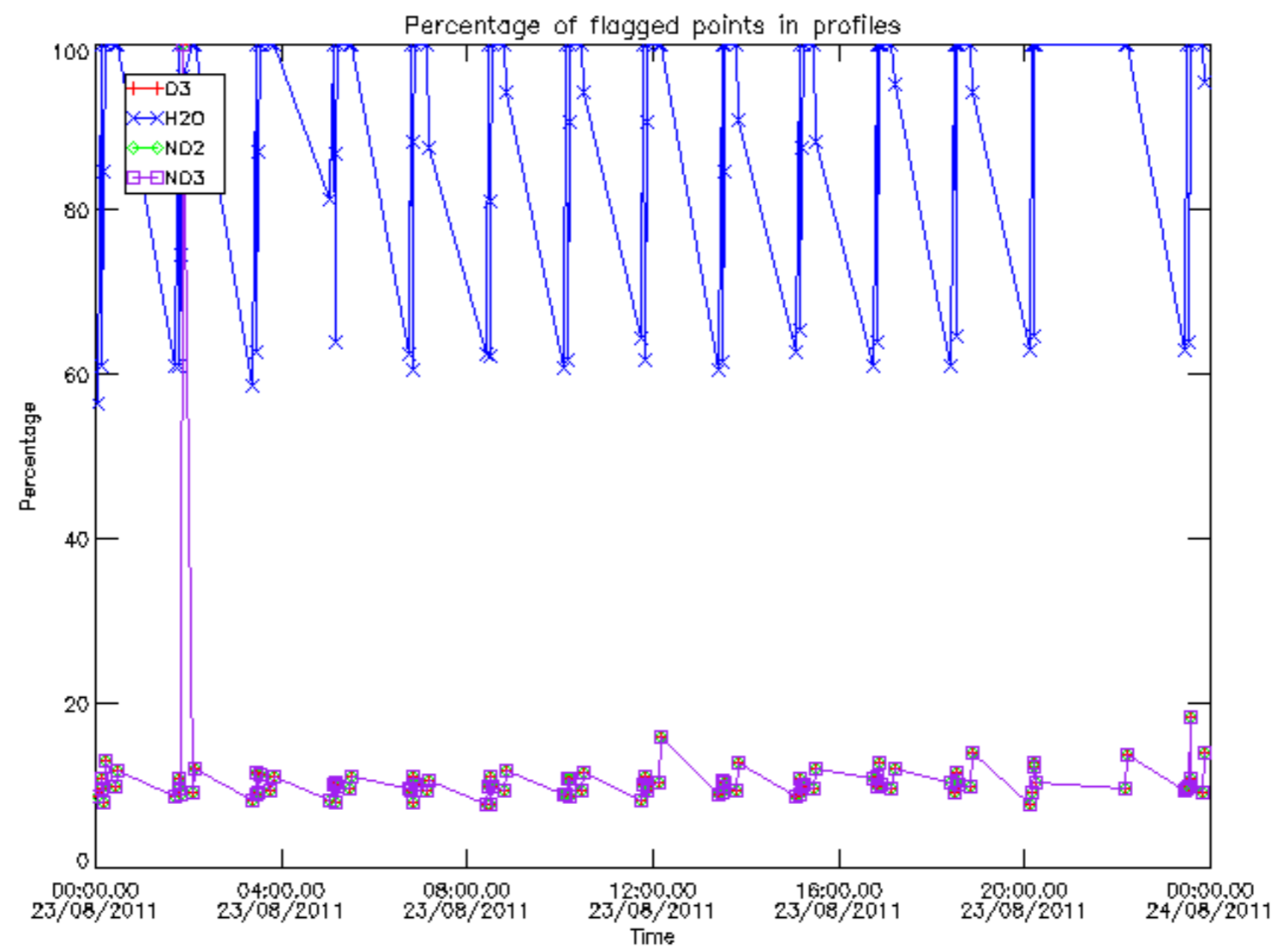




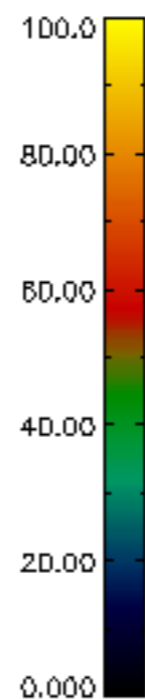
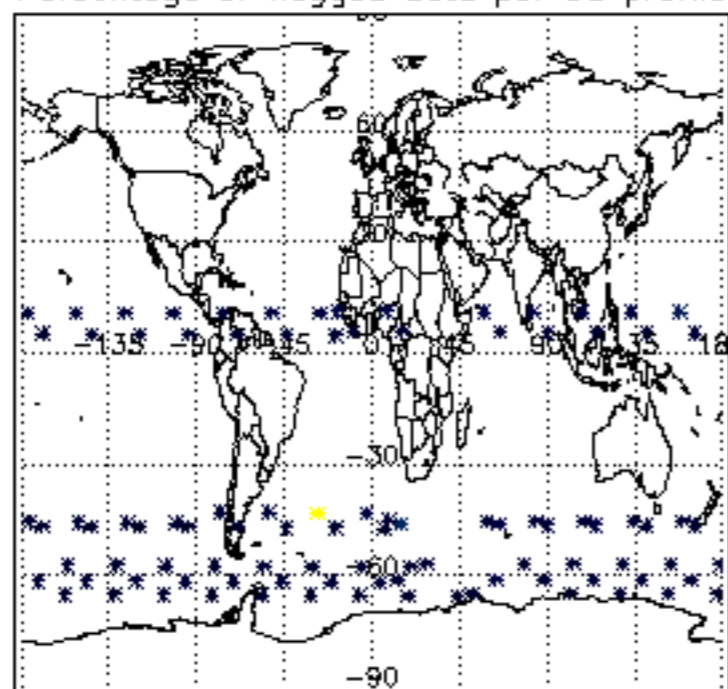




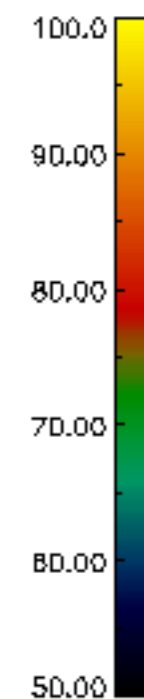
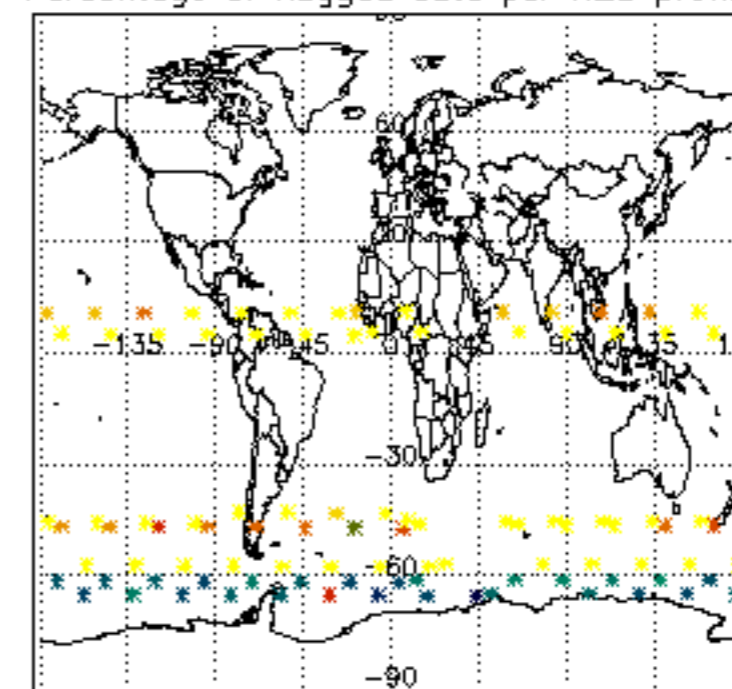




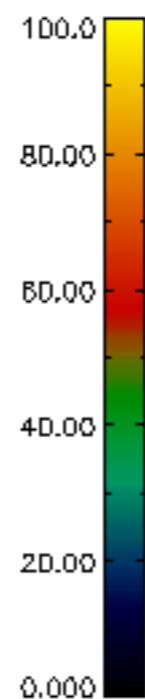
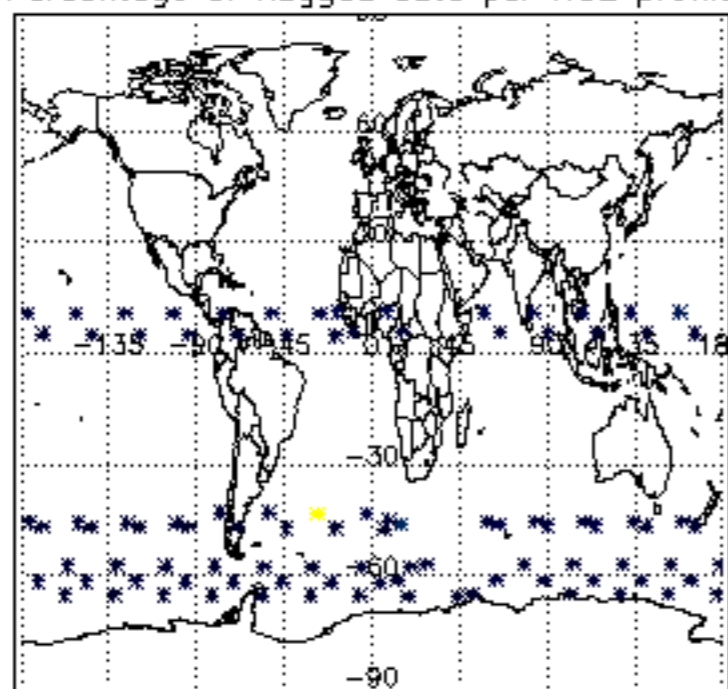
Percentage of flagged data per D3 profile



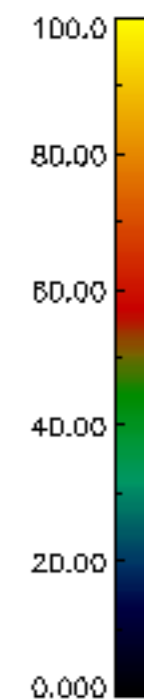
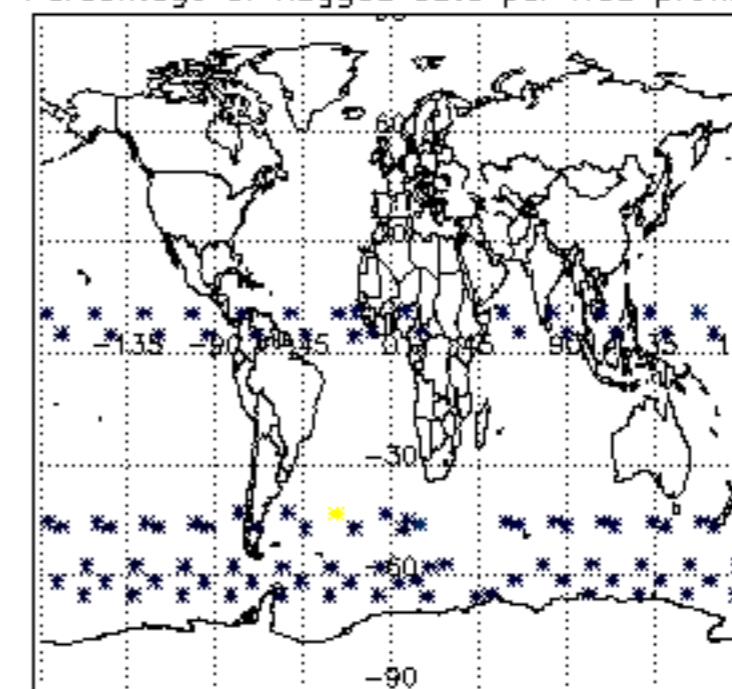
Percentage of flagged data per H2O profile

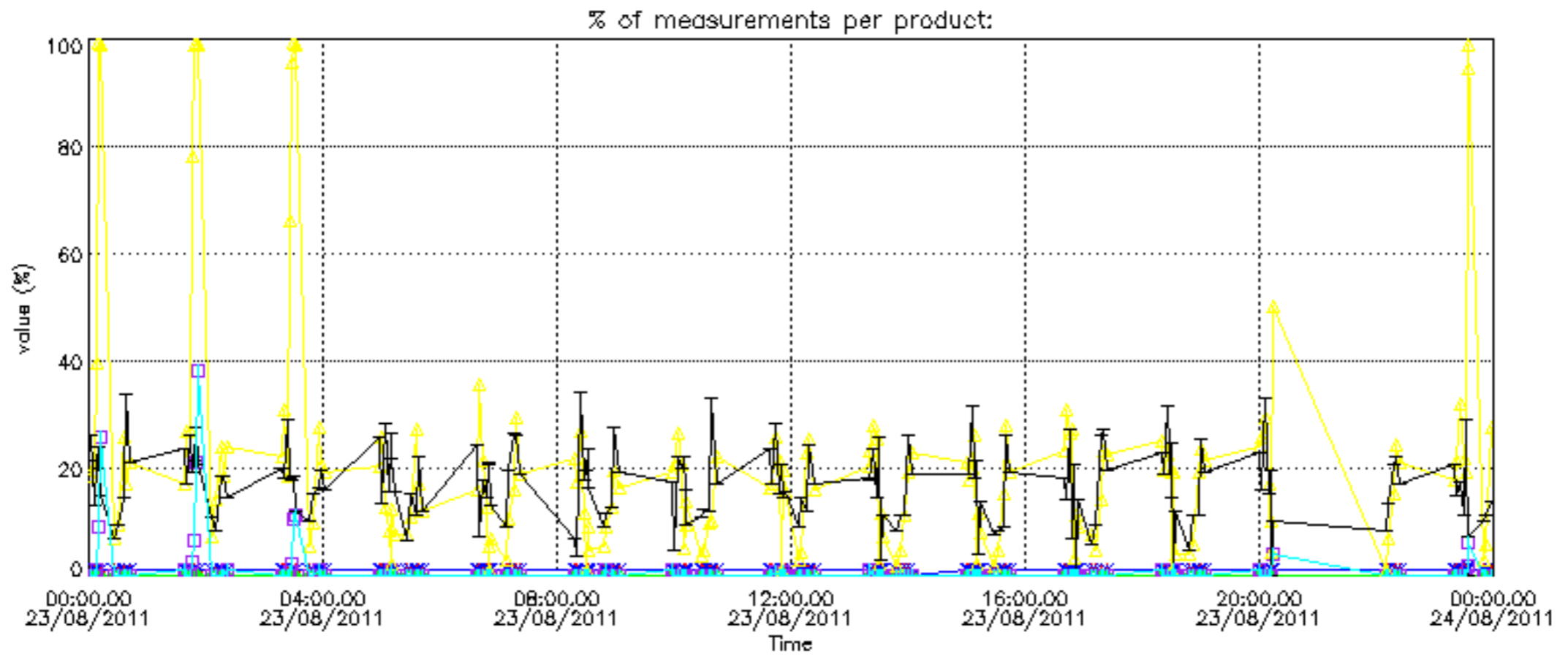


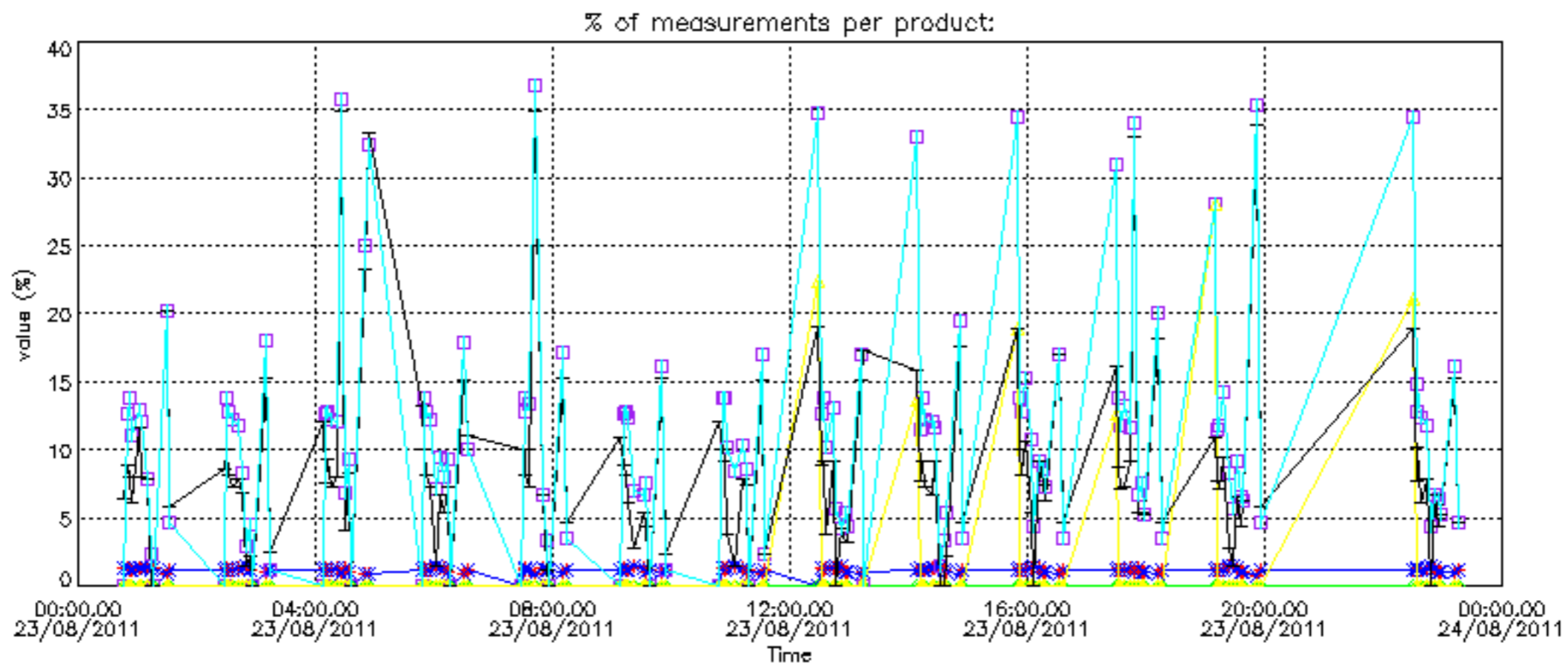
Percentage of flagged data per NO2 profile



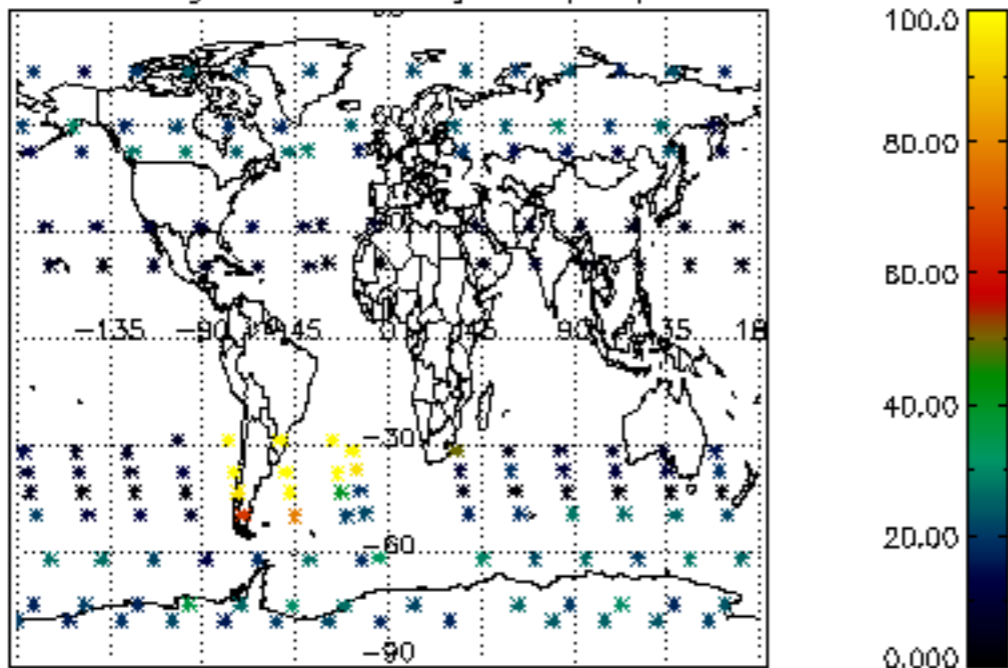
Percentage of flagged data per NO3 profile



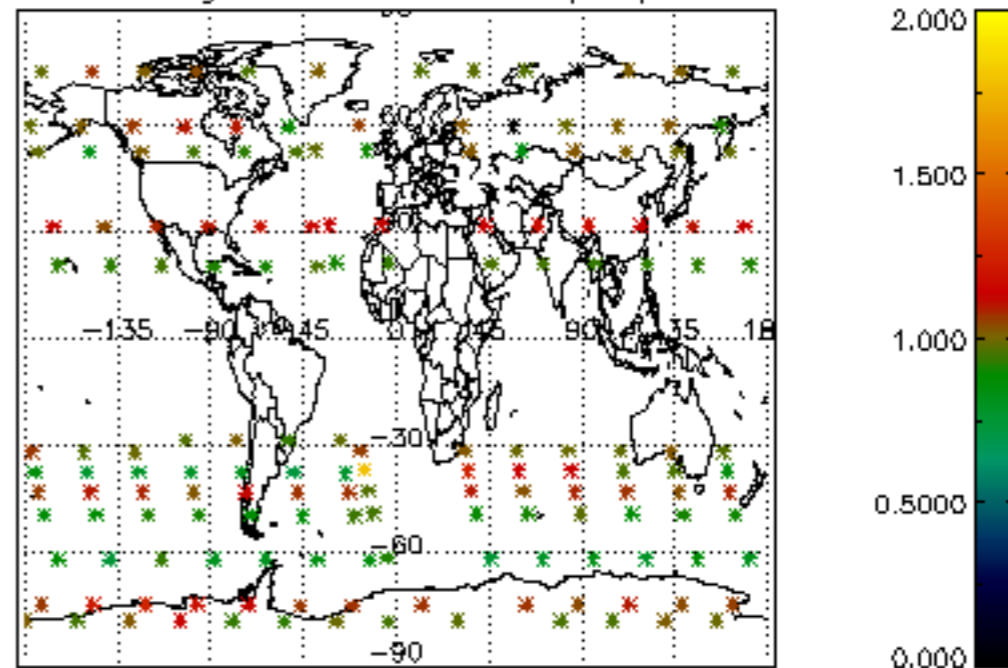




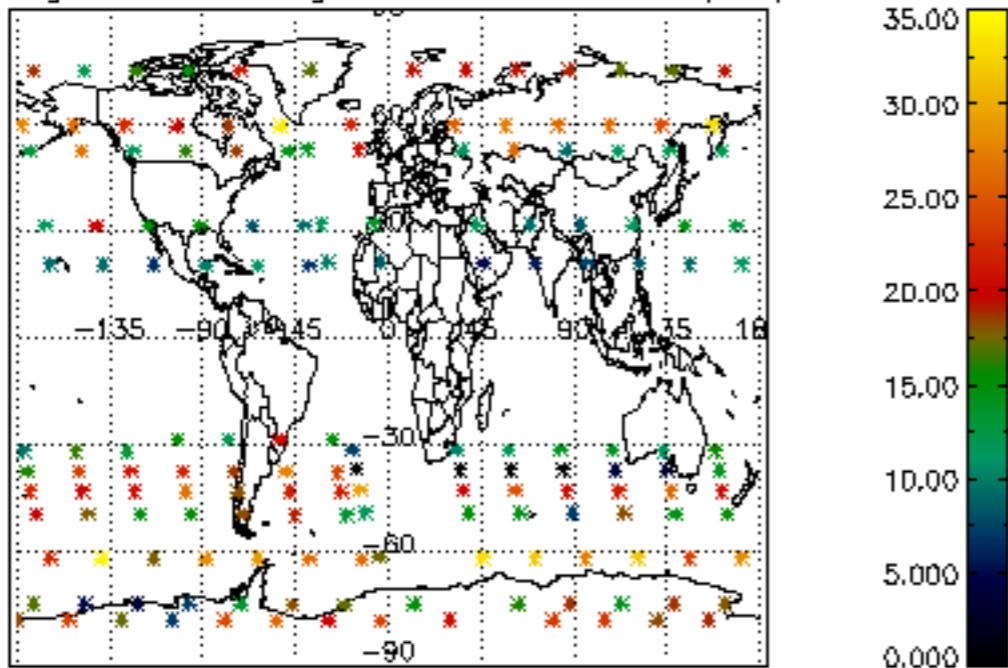
Percentage of cosmic ray hits per profile



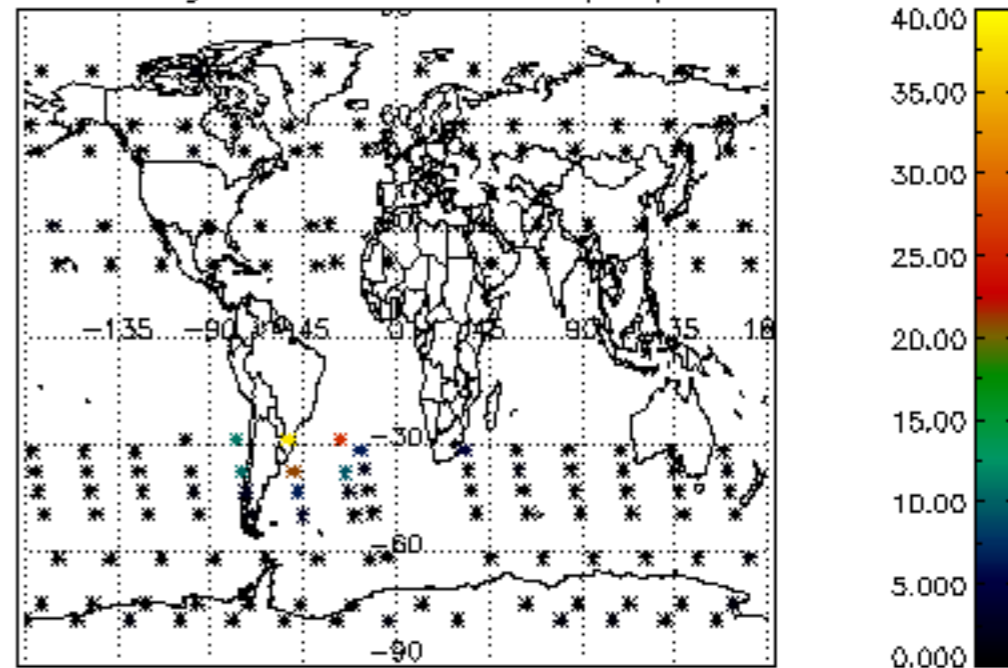
Percentage of datation errors per profile



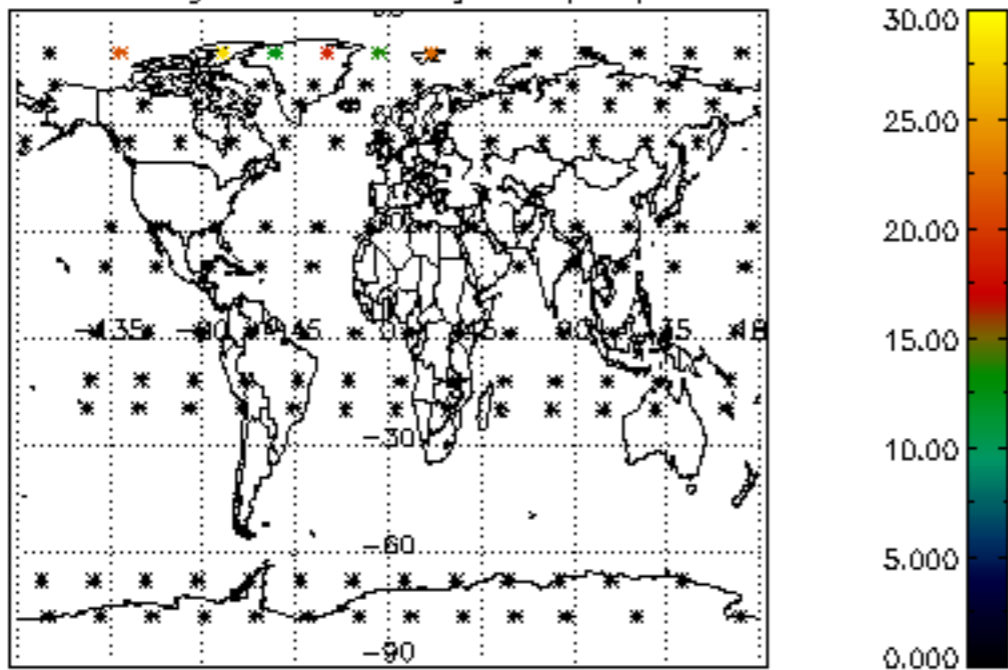
Percentage of star falling outside central band per profile



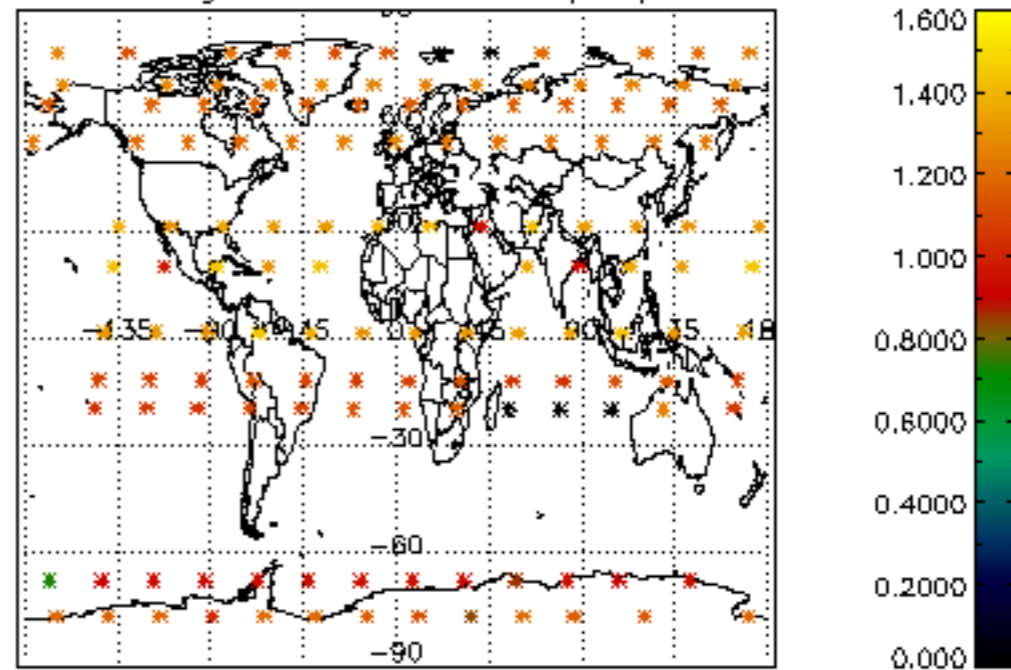
Percentage of saturation errors per profile



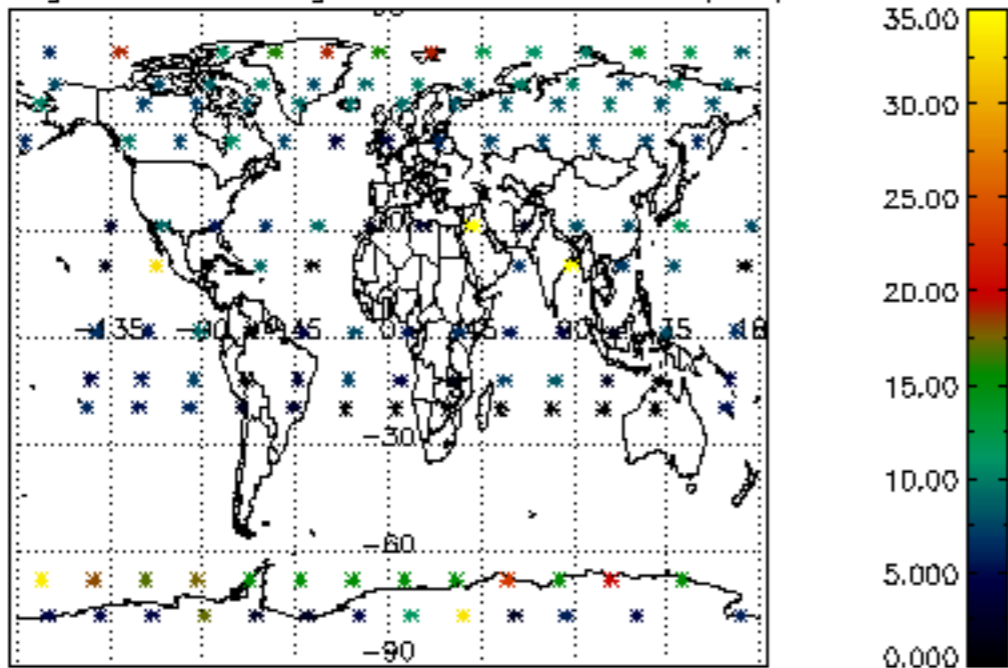
Percentage of cosmic ray hits per profile



Percentage of datation errors per profile



Percentage of star falling outside central band per profile



Percentage of saturation errors per profile

