

GOMOS Level 2 Daily Report

SUMMARY

[1. General Info](#)

[2. Summary of processed GOM_NL_2P products](#)

[3. Level 2 Quality information per product](#)

[3.1 Plot of level 2 quality information per product \(time dependant\)](#)

[3.2 Plot of level 2 quality information per product \(world map\)](#)

[4. Level 1 Quality information per product \(stored on level 2 products\)](#)

[4.1 Plot of level 1 quality information per product \(time dependant\)](#)

[4.1.1 Plot of level 1 quality information per product \(time dependant\): ASCENDING](#)

[4.1.2 Plot of level 1 quality information per product \(time dependant\): DESCENDING](#)

[4.2 Plot of level 1 quality information per product \(world map\)](#)

[4.2.1 Plot of level 1 quality information per product \(world map\): ASCENDING](#)

[4.2.2 Plot of level 1 quality information per product \(world map\): DESCENDING](#)

[5. Ozone profiles based on quality statistics and other trace gas profiles](#)

[5.1 Ozone statistics based on quality of products](#)

[5.2 Plot ozone profiles for all STD \(dark without errors\)](#)

[5.3 Plot ozone profiles where STD < 20% \(dark without errors\)](#)

[5.4. Plot ozone profiles where STD < 10% \(dark without errors\)](#)

[5.5. Plot ozone profiles where STD < 5% \(dark without errors\)](#)

[5.6 Plot NO2 profiles for all STD \(dark without errors\)](#)

[5.7 Plot NO3 profiles for all STD \(dark without errors\)](#)

[5.8 Plot H2O profiles \(only for occultations of stars 1,2,3,4,13,14,16,26,63 dark without errors\) for all STD](#)

[6. Auxiliary Data Files used for the production reported in section 2](#)

This report presents the daily analysis on parameters extracted from GOMOS level 2 data (GOM_NL__2P). It is intended to monitor some important parameters that will impact the quality of these products. A list of level 2 products (and content) that have arrived during the reporting day to the PCF is also given.

Item	Value
Time of report generation	24APR2013 17:04:04
Data source version	GOMOS/6.01
Start time of products	17-08-2011 (17AUG2011 00:00:00)
Stop time of products	18-08-2011 (18AUG2011 00:00:00)
Store outputs in DB	Yes
Nb of level 2 prods	331
Nb of prods with errors	0

2. Summary of processed GOM_NL__2P products.

Nr	Filename	UTC Start time	Limb	Duration	Star Id	Star Name	Star Mag	Star Temp	Nb Meas	Orbit	Prod. error
1	GOM_NL__2PRFIN20110817_000936_000000493105_00332_49484_4977.N1	17-AUG-2011 00:09:36	Bright	49.000	6	13Alp Aur	0.080000	3400.0	98	49484	No
2	GOM_NL__2PRFIN20110817_001234_000000413105_00332_49484_4978.N1	17-AUG-2011 00:12:34	Bright	40.500	107	37The Aur	2.6490	11000.	81	49484	No
3	GOM_NL__2PRFIN20110817_001542_000000523105_00332_49484_4979.N1	17-AUG-2011 00:15:42	Twilight	51.500	28	12Bet Tau	1.6500	15200.	103	49484	No
4	GOM_NL__2PRFIN20110817_001833_000000443105_00332_49484_4980.N1	17-AUG-2011 00:18:33	Twilight	44.000	44	24Gam Gem	1.9280	11000.	88	49484	No
5	GOM_NL__2PRFIN20110817_002207_000000603105_00332_49484_4981.N1	17-AUG-2011 00:22:07	Dark	59.500	14	58Alp Ori	0.87000	3000.0	119	49484	No
6	GOM_NL__2PRFIN20110817_002522_000000483105_00332_49484_4982.N1	17-AUG-2011 00:25:22	Dark	48.000	30	46Eps Ori	1.6940	30000.	96	49484	No
7	GOM_NL__2PRFIN20110817_002648_000000473105_00332_49484_4983.N1	17-AUG-2011 00:26:48	Dark	46.500	125	44Iot Ori	2.7700	30000.	93	49484	No
8	GOM_NL__2PRFIN20110817_002825_000000573105_00332_49484_4984.N1	17-AUG-2011 00:28:25	Dark	57.000	7	19Bet Ori	0.10000	14000.	114	49484	No
9	GOM_NL__2PRFIN20110817_003015_000000483105_00332_49484_4985.N1	17-AUG-2011 00:30:15	Dark	47.500	101	11Alp Lep	2.5820	7000.0	95	49484	No
10	GOM_NL__2PRFIN20110817_004415_000000523105_00333_49485_4992.N1	17-AUG-2011 00:44:15	Dark	51.500	157	The1Eri	2.9060	9300.0	103	49485	No
11	GOM_NL__2PRFIN20110817_004808_000000443105_00333_49485_4993.N1	17-AUG-2011 00:48:08	Dark	43.500	9	Alp Eri	0.45300	24000.	87	49485	No
12	GOM_NL__2PRFIN20110817_005355_000000513105_00333_49485_4994.N1	17-AUG-2011 00:53:55	Straylight	50.500	84	Alp Phe	2.3970	4500.0	101	49485	No
13	GOM_NL__2PRFIN20110817_005717_000000413105_00333_49485_4995.N1	17-AUG-2011 00:57:17	Straylight	41.000	31	Alp Gru	1.7340	15200.	82	49485	No
14	GOM_NL__2PRFIN20110817_010114_000000543105_00333_49485_4996.N1	17-AUG-2011 01:01:14	Twilight	54.000	18	24Alp PsA	1.1660	9700.0	108	49485	No
15	GOM_NL__2PRFIN20110817_010645_000000443105_00333_49485_4997.N1	17-AUG-2011 01:06:45	Bright	43.500	142	49Del Cap	2.8500	8900.0	87	49485	No
16	GOM_NL__2PRFIN20110817_011009_000000433105_00333_49485_4998.N1	17-AUG-2011 01:10:09	Bright	42.500	154	22Bet Aqr	2.8990	5700.0	85	49485	No
17	GOM_NL__2PRFIN20110817_011205_000000483105_00333_49485_4999.N1	17-AUG-2011 01:12:05	Bright	47.500	162	34Alp Aqr	2.9440	5350.0	95	49485	No
18	GOM_NL__2PRFIN20110817_011514_000000453105_00333_49485_5000.N1	17-AUG-2011 01:15:14	Bright	44.500	61	8Eps Peg	2.1000	3900.0	89	49485	No
19	GOM_NL__2PRFIN20110817_012145_000000403105_00333_49485_5001.N1	17-AUG-2011 01:21:45	Bright	40.000	92	53Eps Cyg	2.5000	4500.0	80	49485	No
20	GOM_NL__2PRFIN20110817_012322_000000383105_00333_49485_5002.N1	17-AUG-2011 01:23:22	Bright	38.000	66	37Gam Cyg	2.2080	5900.0	76	49485	No
21	GOM_NL__2PRFIN20110817_012456_000000373105_00333_49485_5003.N1	17-AUG-2011 01:24:56	Bright	37.000	19	50Alp Cyg	1.2460	10500.	74	49485	No
22	GOM_NL__2PRFIN20110817_013014_000000403105_00333_49485_5004.N1	17-AUG-2011 01:30:14	Bright	39.500	89	5Alp Cep	2.4510	8000.0	79	49485	No
23	GOM_NL__2PRFIN20110817_013447_000000283105_00333_49485_5005.N1	17-AUG-2011 01:34:47	Twilight	28.000	74	11Bet Cas	2.2680	6600.0	56	49485	No
24	GOM_NL__2PRFIN20110817_014950_000000483105_00333_49485_5006.N1	17-AUG-2011 01:49:50	Bright	47.500	6	13Alp Aur	0.080000	3400.0	95	49485	No
25	GOM_NL__2PRFIN20110817_015248_000000413105_00333_49485_5007.N1	17-AUG-2011 01:52:48	Bright	41.000	107	37The Aur	2.6490	11000.	82	49485	No
26	GOM_NL__2PRFIN20110817_015556_000000543105_00333_49485_5008.N1	17-AUG-2011 01:55:56	Twilight	54.000	28	12Bet Tau	1.6500	15200.	108	49485	No
27	GOM_NL__2PRFIN20110817_015847_000000393105_00333_49485_5009.N1	17-AUG-2011 01:58:47	Twilight	39.000	44	24Gam Gem	1.9280	11000.	78	49485	No
28	GOM_NL__2PRFIN20110817_020221_000000583105_00333_49485_5010.N1	17-AUG-2011 02:02:21	Dark	57.500	14	58Alp Ori	0.87000	3000.0	115	49485	No
29	GOM_NL__2PRFIN20110817_020536_000000503105_00333_49485_5011.N1	17-AUG-2011 02:05:36	Dark	50.000	30	46Eps Ori	1.6940	30000.	100	49485	No
30	GOM_NL__2PRFIN20110817_020702_000000483105_00333_49485_5012.N1	17-AUG-2011 02:07:02	Dark	47.500	125	44Iot Ori	2.7700	30000.	95	49485	No
31	GOM_NL__2PRFIN20110817_020840_000000603105_00333_49485_5013.N1	17-AUG-2011 02:08:40	Dark	59.500	7	19Bet Ori	0.10000	14000.	119	49485	No
32	GOM_NL__2PRFIN20110817_021029_000000493105_00333_49485_5014.N1	17-AUG-2011 02:10:29	Dark	49.000	101	11Alp Lep	2.5820	7000.0	98	49485	No
33	GOM_NL__2PRFIN20110817_022430_000000533105_00334_49486_4992.N1	17-AUG-2011 02:24:30	Dark	52.500	157	The1Eri	2.9060	9300.0	105	49486	No
34	GOM_NL__2PRFIN20110817_022823_000000463105_00334_49486_4993.N1	17-AUG-2011 02:28:23	Dark	45.500	9	Alp Eri	0.45300	24000.	91	49486	No
35	GOM_NL__2PRFIN20110817_023409_000000543105_00334_49486_4994.N1	17-AUG-2011 02:34:09	Straylight	54.000	84	Alp Phe	2.3970	4500.0	108	49486	No
36	GOM_NL__2PRFIN20110817_023731_000000433105_00334_49486_4995.N1	17-AUG-2011 02:37:31	Straylight	43.000	31	Alp Gru	1.7340	15200.	86	49486	No
37	GOM_NL__2PRFIN20110817_024128_000000543105_00334_49486_4996.N1	17-AUG-2011 02:41:28	Twilight	54.000	18	24Alp PsA	1.1660	9700.0	108	49486	No
38	GOM_NL__2PRFIN20110817_024659_000000453105_00334_49486_4997.N1	17-AUG-2011 02:46:59	Bright	45.000	142	49Del Cap	2.8500	8900.0	90	49486	No
39	GOM_NL__2PRFIN20110817_025023_000000423105_00334_49486_4998.N1	17-AUG-2011 02:50:23	Bright	42.000	154	22Bet Aqr	2.8990	5700.0	84	49486	No
40	GOM_NL__2PRFIN20110817_025219_000000483105_00334_49486_4999.N1	17-AUG-2011 02:52:19	Bright	48.000	162	34Alp Aqr	2.9440	5350.0	96	49486	No
41	GOM_NL__2PRFIN20110817_025528_000000433105_00334_49486_5000.N1	17-AUG-2011 02:55:28	Bright	43.000	61	8Eps Peg	2.1000	3900.0	86	49486	No
42	GOM_NL__2PRFIN20110817_030158_000000403105_00334_49486_5001.N1	17-AUG-2011 03:01:58	Bright	39.500	92	53Eps Cyg	2.5000	4500.0	79	49486	No

43	GOM_NL__2PRFIN20110817_030336_000000393105_00334_49486_5002.N1	17-AUG-2011 03:03:36	Bright	38.500	66	37Gam Cyg	2.2080	5900.0	77	49486	No
44	GOM_NL__2PRFIN20110817_030510_000000383105_00334_49486_5003.N1	17-AUG-2011 03:05:10	Bright	38.000	19	50Alp Cyg	1.2460	10500.	76	49486	No
45	GOM_NL__2PRFIN20110817_031028_000000383105_00334_49486_5004.N1	17-AUG-2011 03:10:28	Bright	37.500	89	5Alp Cep	2.4510	8000.0	75	49486	No
46	GOM_NL__2PRFIN20110817_031501_000000313105_00334_49486_5005.N1	17-AUG-2011 03:15:01	Tw_i_and_stray	30.500	74	11Bet Cas	2.2680	6600.0	61	49486	No
47	GOM_NL__2PRFIN20110817_033004_000000503105_00334_49486_5006.N1	17-AUG-2011 03:30:04	Bright	50.000	6	13Alp Aur	0.080000	3400.0	100	49486	No
48	GOM_NL__2PRFIN20110817_033302_000000403105_00334_49486_5007.N1	17-AUG-2011 03:33:02	Bright	40.000	107	37The Aur	2.6490	11000.	80	49486	No
49	GOM_NL__2PRFIN20110817_033610_000000553105_00334_49486_5008.N1	17-AUG-2011 03:36:10	Tw_i_and_stray	55.000	28	12Bet Tau	1.6500	15200.	110	49486	No
50	GOM_NL__2PRFIN20110817_033901_000000463105_00334_49486_5009.N1	17-AUG-2011 03:39:01	Tw_i_and_stray	45.500	44	24Gam Gem	1.9280	11000.	91	49486	No
51	GOM_NL__2PRFIN20110817_034235_000000563105_00334_49486_5010.N1	17-AUG-2011 03:42:35	Dark	55.500	14	58Alp Ori	0.87000	3000.0	111	49486	No
52	GOM_NL__2PRFIN20110817_034551_000000513105_00334_49486_5011.N1	17-AUG-2011 03:45:51	Dark	50.500	30	46Eps Ori	1.6940	30000.	101	49486	No
53	GOM_NL__2PRFIN20110817_034717_000000493105_00334_49486_5012.N1	17-AUG-2011 03:47:17	Dark	49.000	125	44lot Ori	2.7700	30000.	98	49486	No
54	GOM_NL__2PRFIN20110817_034855_000000613105_00334_49486_5013.N1	17-AUG-2011 03:48:55	Dark	61.000	7	19Bet Ori	0.10000	14000.	122	49486	No
55	GOM_NL__2PRFIN20110817_035044_000000493105_00334_49486_5014.N1	17-AUG-2011 03:50:44	Dark	48.500	101	11Alp Lep	2.5820	7000.0	97	49486	No
56	GOM_NL__2PRFIN20110817_040445_000000513105_00335_49487_4992.N1	17-AUG-2011 04:04:45	Dark	50.500	157	The1Eri	2.9060	9300.0	101	49487	No
57	GOM_NL__2PRFIN20110817_040838_000000473105_00335_49487_4993.N1	17-AUG-2011 04:08:38	Dark	47.000	9	Alp Eri	0.45300	24000.	94	49487	No
58	GOM_NL__2PRFIN20110817_041424_000000523105_00335_49487_4994.N1	17-AUG-2011 04:14:24	Straylight	52.000	84	Alp Phe	2.3970	4500.0	104	49487	No
59	GOM_NL__2PRFIN20110817_041746_000000423105_00335_49487_4995.N1	17-AUG-2011 04:17:46	Straylight	42.000	31	Alp Gru	1.7340	15200.	84	49487	No
60	GOM_NL__2PRFIN20110817_042143_000000543105_00335_49487_4996.N1	17-AUG-2011 04:21:43	Tw_i_and_stray	53.500	18	24Alp PsA	1.1660	9700.0	107	49487	No
61	GOM_NL__2PRFIN20110817_042713_000000433105_00335_49487_4997.N1	17-AUG-2011 04:27:13	Bright	43.000	142	49Del Cap	2.8500	8900.0	86	49487	No
62	GOM_NL__2PRFIN20110817_043037_000000423105_00335_49487_4998.N1	17-AUG-2011 04:30:37	Bright	42.000	154	22Bet Aqr	2.8990	5700.0	84	49487	No
63	GOM_NL__2PRFIN20110817_043233_000000483105_00335_49487_4999.N1	17-AUG-2011 04:32:33	Bright	47.500	162	34Alp Aqr	2.9440	5350.0	95	49487	No
64	GOM_NL__2PRFIN20110817_043542_000000443105_00335_49487_5000.N1	17-AUG-2011 04:35:42	Bright	44.000	61	8Eps Peg	2.1000	3900.0	88	49487	No
65	GOM_NL__2PRFIN20110817_044212_000000393105_00335_49487_5001.N1	17-AUG-2011 04:42:12	Bright	39.000	92	53Eps Cyg	2.5000	4500.0	78	49487	No
66	GOM_NL__2PRFIN20110817_044350_000000373105_00335_49487_5002.N1	17-AUG-2011 04:43:50	Bright	37.000	66	37Gam Cyg	2.2080	5900.0	74	49487	No
67	GOM_NL__2PRFIN20110817_044524_000000393105_00335_49487_5003.N1	17-AUG-2011 04:45:24	Bright	39.000	19	50Alp Cyg	1.2460	10500.	78	49487	No
68	GOM_NL__2PRFIN20110817_045042_000000393105_00335_49487_5004.N1	17-AUG-2011 04:50:42	Bright	39.000	89	5Alp Cep	2.4510	8000.0	78	49487	No
69	GOM_NL__2PRFIN20110817_045514_000000313105_00335_49487_5005.N1	17-AUG-2011 04:55:14	Tw_i_and_stray	30.500	74	11Bet Cas	2.2680	6600.0	61	49487	No
70	GOM_NL__2PRFIN20110817_051018_000000523105_00335_49487_5006.N1	17-AUG-2011 05:10:18	Bright	51.500	6	13Alp Aur	0.080000	3400.0	103	49487	No
71	GOM_NL__2PRFIN20110817_051316_000000403105_00335_49487_5007.N1	17-AUG-2011 05:13:16	Bright	39.500	107	37The Aur	2.6490	11000.	79	49487	No
72	GOM_NL__2PRFIN20110817_051625_000000553105_00335_49487_5008.N1	17-AUG-2011 05:16:25	Tw_i_and_stray	54.500	28	12Bet Tau	1.6500	15200.	109	49487	No
73	GOM_NL__2PRFIN20110817_051915_000000463105_00335_49487_5009.N1	17-AUG-2011 05:19:15	Tw_i_and_stray	45.500	44	24Gam Gem	1.9280	11000.	91	49487	No
74	GOM_NL__2PRFIN20110817_052250_000000523105_00335_49487_5010.N1	17-AUG-2011 05:22:50	Dark	52.000	14	58Alp Ori	0.87000	3000.0	104	49487	No
75	GOM_NL__2PRFIN20110817_052606_000000493105_00335_49487_5011.N1	17-AUG-2011 05:26:06	Dark	48.500	30	46Eps Ori	1.6940	30000.	97	49487	No
76	GOM_NL__2PRFIN20110817_052732_000000463105_00335_49487_5012.N1	17-AUG-2011 05:27:32	Dark	46.000	125	44lot Ori	2.7700	30000.	92	49487	No
77	GOM_NL__2PRFIN20110817_052910_000000563105_00335_49487_5013.N1	17-AUG-2011 05:29:10	Dark	55.500	7	19Bet Ori	0.10000	14000.	111	49487	No
78	GOM_NL__2PRFIN20110817_053059_000000483105_00335_49487_5014.N1	17-AUG-2011 05:30:59	Dark	47.500	101	11Alp Lep	2.5820	7000.0	95	49487	No
79	GOM_NL__2PRFIN20110817_054501_000000513105_00336_49488_4992.N1	17-AUG-2011 05:45:01	Dark	50.500	157	The1Eri	2.9060	9300.0	101	49488	No
80	GOM_NL__2PRFIN20110817_054852_000000433105_00336_49488_4993.N1	17-AUG-2011 05:48:52	Dark	43.000	9	Alp Eri	0.45300	24000.	86	49488	No
81	GOM_NL__2PRFIN20110817_055439_000000513105_00336_49488_4994.N1	17-AUG-2011 05:54:39	Straylight	51.000	84	Alp Phe	2.3970	4500.0	102	49488	No
82	GOM_NL__2PRFIN20110817_055800_000000453105_00336_49488_4995.N1	17-AUG-2011 05:58:00	Straylight	44.500	31	Alp Gru	1.7340	15200.	89	49488	No
83	GOM_NL__2PRFIN20110817_060157_000000543105_00336_49488_4996.N1	17-AUG-2011 06:01:57	Tw_i_and_stray	53.500	18	24Alp PsA	1.1660	9700.0	107	49488	No
84	GOM_NL__2PRFIN20110817_060727_000000443105_00336_49488_4997.N1	17-AUG-2011 06:07:27	Bright	44.000	142	49Del Cap	2.8500	8900.0	88	49488	No
85	GOM_NL__2PRFIN20110817_061051_000000423105_00336_49488_4998.N1	17-AUG-2011 06:10:51	Bright	42.000	154	22Bet Aqr	2.8990	5700.0	84	49488	No
86	GOM_NL__2PRFIN20110817_061247_000000483105_00336_49488_4999.N1	17-AUG-2011 06:12:47	Bright	47.500	162	34Alp Aqr	2.9440	5350.0	95	49488	No
87	GOM_NL__2PRFIN20110817_061555_000000463105_00336_49488_5000.N1	17-AUG-2011 06:15:55	Bright	46.000	61	8Eps Peg	2.1000	3900.0	92	49488	No
88	GOM_NL__2PRFIN20110817_062226_000000403105_00336_49488_5001.N1	17-AUG-2011 06:22:26	Bright	39.500	92	53Eps Cyg	2.5000	4500.0	79	49488	No
89	GOM_NL__2PRFIN20110817_062404_000000373105_00336_49488_5002.N1	17-AUG-2011 06:24:04	Bright	37.000	66	37Gam Cyg	2.2080	5900.0	74	49488	No
90	GOM_NL__2PRFIN20110817_062538_000000393105_00336_49488_5003.N1	17-AUG-2011 06:25:38	Bright	38.500	19	50Alp Cyg	1.2460	10500.	77	49488	No
91	GOM_NL__2PRFIN20110817_063056_000000393105_00336_49488_5004.N1	17-AUG-2011 06:30:56	Bright	38.500	89	5Alp Cep	2.4510	8000.0	77	49488	No
92	GOM_NL__2PRFIN20110817_063527_000000333105_00336_49488_5005.N1	17-AUG-2011 06:35:27	Tw_i_and_stray	32.500	74	11Bet Cas	2.2680	6600.0	65	49488	No
93	GOM_NL__2PRFIN20110817_065032_000000483105_00336_49488_5006.N1	17-AUG-2011 06:50:32	Bright	47.500	6	13Alp Aur	0.080000	3400.0	95	49488	No
94	GOM_NL__2PRFIN20110817_065330_000000593105_00336_49488_5007.N1	17-AUG-2011 06:53:30	Bright	59.000	107	37The Aur	2.6490	11000.	118	49488	No
95	GOM_NL__2PRFIN20110817_065639_000000553105_00336_49488_5008.N1	17-AUG-2011 06:56:39	Tw_i_and_stray	55.000	28	12Bet Tau	1.6500	15200.	110	49488	No
96	GOM_NL__2PRFIN20110817_065930_000000453105_00336_49488_5009.N1	17-AUG-2011 06:59:30	Tw_i_and_stray	44.500	44	24Gam Gem	1.9280	11000.	89	49488	No
97	GOM_NL__2PRFIN20110817_070305_000000533105_00336_49488_5010.N1	17-AUG-2011 07:03:05	Dark	52.500	14	58Alp Ori	0.87000	3000.0	105	49488	No
98	GOM_NL__2PRFIN20110817_070621_000000513105_00336_49488_5011.N1	17-AUG-2011 07:06:21	Dark	50.500	30	46Eps Ori	1.6940	30000.	101	49488	No
99	GOM_NL__2PRFIN20110817_070747_000000473105_00336_49488_5012.N1	17-AUG-2011 07:07:47	Dark	47.000	125	44lot Ori	2.7700	30000.	94	49488	No
100	GOM_NL__2PRFIN20110817_070925_000000693105_00336_49488_5013.N1	17-AUG-2011 07:09:25	Dark	69.000	7	19Bet Ori	0.10000	14000.	138	49488	No
101	GOM_NL__2PRFIN20110817_071114_000000493105_00336_49488_5014.N1	17-AUG-2011 07:11:14	Dark	48.500	101	11Alp Lep	2.5820	7000.0	97	49488	No

102	GOM_NL__2PRFIN20110817_072516_000000513105_00337_49489_4992.N1	17-AUG-2011 07:25:16	Dark	50.500	157	The1Eri	2.9060	9300.0	101	49489	No
103	GOM_NL__2PRFIN20110817_072907_000000453105_00337_49489_4993.N1	17-AUG-2011 07:29:07	Dark	44.500	9	Alp Eri	0.45300	24000.	89	49489	No
104	GOM_NL__2PRFIN20110817_073454_000000513105_00337_49489_4994.N1	17-AUG-2011 07:34:54	Straylight	51.000	84	Alp Phe	2.3970	4500.0	102	49489	No
105	GOM_NL__2PRFIN20110817_073815_000000443105_00337_49489_4995.N1	17-AUG-2011 07:38:15	Straylight	43.500	31	Alp Gru	1.7340	15200.	87	49489	No
106	GOM_NL__2PRFIN20110817_074211_000000573105_00337_49489_4996.N1	17-AUG-2011 07:42:11	Tw_i_and_stray	56.500	18	24Alp PsA	1.1660	9700.0	113	49489	No
107	GOM_NL__2PRFIN20110817_074741_000000523105_00337_49489_4997.N1	17-AUG-2011 07:47:41	Bright	51.500	142	49Del Cap	2.8500	8900.0	103	49489	No
108	GOM_NL__2PRFIN20110817_075105_000000423105_00337_49489_4998.N1	17-AUG-2011 07:51:05	Bright	41.500	154	22Bet Aqr	2.8990	5700.0	83	49489	No
109	GOM_NL__2PRFIN20110817_075301_000000483105_00337_49489_4999.N1	17-AUG-2011 07:53:01	Bright	48.000	162	34Alp Aqr	2.9440	5350.0	96	49489	No
110	GOM_NL__2PRFIN20110817_075609_000000463105_00337_49489_5000.N1	17-AUG-2011 07:56:09	Bright	45.500	61	8Eps Peg	2.1000	3900.0	91	49489	No
111	GOM_NL__2PRFIN20110817_080240_000000363105_00337_49489_5001.N1	17-AUG-2011 08:02:40	Bright	36.000	92	53Eps Cyg	2.5000	4500.0	72	49489	No
112	GOM_NL__2PRFIN20110817_080418_000000373105_00337_49489_5002.N1	17-AUG-2011 08:04:18	Bright	36.500	66	37Gam Cyg	2.2080	5900.0	73	49489	No
113	GOM_NL__2PRFIN20110817_080552_000000553105_00337_49489_5003.N1	17-AUG-2011 08:05:52	Bright	55.000	19	50Alp Cyg	1.2460	10500.	110	49489	No
114	GOM_NL__2PRFIN20110817_081110_000000393105_00337_49489_5004.N1	17-AUG-2011 08:11:10	Bright	38.500	89	5Alp Cep	2.4510	8000.0	77	49489	No
115	GOM_NL__2PRFIN20110817_081541_000000333105_00337_49489_5005.N1	17-AUG-2011 08:15:41	Tw_i_and_stray	33.000	74	11Bet Cas	2.2680	6600.0	66	49489	No
116	GOM_NL__2PRFIN20110817_083046_000000513105_00337_49489_5006.N1	17-AUG-2011 08:30:46	Bright	50.500	6	13Alp Aur	0.080000	3400.0	101	49489	No
117	GOM_NL__2PRFIN20110817_083344_000000413105_00337_49489_5007.N1	17-AUG-2011 08:33:44	Bright	40.500	107	37The Aur	2.6490	11000.	81	49489	No
118	GOM_NL__2PRFIN20110817_083653_000000553105_00337_49489_5008.N1	17-AUG-2011 08:36:53	Tw_i_and_stray	55.000	28	12Bet Tau	1.6500	15200.	110	49489	No
119	GOM_NL__2PRFIN20110817_083944_000000433105_00337_49489_5009.N1	17-AUG-2011 08:39:44	Tw_i_and_stray	42.500	44	24Gam Gem	1.9280	11000.	85	49489	No
120	GOM_NL__2PRFIN20110817_084319_000000613105_00337_49489_5010.N1	17-AUG-2011 08:43:19	Dark	61.000	14	58Alp Ori	0.87000	3000.0	122	49489	No
121	GOM_NL__2PRFIN20110817_084635_000000513105_00337_49489_5011.N1	17-AUG-2011 08:46:35	Dark	50.500	30	46Eps Ori	1.6940	30000.	101	49489	No
122	GOM_NL__2PRFIN20110817_084801_000000463105_00337_49489_5012.N1	17-AUG-2011 08:48:01	Dark	46.000	125	44Iot Ori	2.7700	30000.	92	49489	No
123	GOM_NL__2PRFIN20110817_084940_000000593105_00337_49489_5013.N1	17-AUG-2011 08:49:40	Dark	59.000	7	19Bet Ori	0.10000	14000.	118	49489	No
124	GOM_NL__2PRFIN20110817_085128_000000473105_00337_49489_5014.N1	17-AUG-2011 08:51:28	Dark	47.000	101	11Alp Lep	2.5820	7000.0	94	49489	No
125	GOM_NL__2PRFIN20110817_090531_000000533105_00338_49490_4992.N1	17-AUG-2011 09:05:31	Dark	52.500	157	The1Eri	2.9060	9300.0	105	49490	No
126	GOM_NL__2PRFIN20110817_090922_000000443105_00338_49490_4993.N1	17-AUG-2011 09:09:22	Dark	43.500	9	Alp Eri	0.45300	24000.	87	49490	No
127	GOM_NL__2PRFIN20110817_091509_000000553105_00338_49490_4994.N1	17-AUG-2011 09:15:09	Straylight	55.000	84	Alp Phe	2.3970	4500.0	110	49490	No
128	GOM_NL__2PRFIN20110817_091829_000000423105_00338_49490_4995.N1	17-AUG-2011 09:18:29	Straylight	41.500	31	Alp Gru	1.7340	15200.	83	49490	No
129	GOM_NL__2PRFIN20110817_092226_000000553105_00338_49490_4996.N1	17-AUG-2011 09:22:26	Tw_i_and_stray	54.500	18	24Alp PsA	1.1660	9700.0	109	49490	No
130	GOM_NL__2PRFIN20110817_092756_000000433105_00338_49490_4997.N1	17-AUG-2011 09:27:56	Bright	43.000	142	49Del Cap	2.8500	8900.0	86	49490	No
131	GOM_NL__2PRFIN20110817_093119_000000433105_00338_49490_4998.N1	17-AUG-2011 09:31:19	Bright	42.500	154	22Bet Aqr	2.8990	5700.0	85	49490	No
132	GOM_NL__2PRFIN20110817_093314_000000473105_00338_49490_4999.N1	17-AUG-2011 09:33:14	Bright	47.000	162	34Alp Aqr	2.9440	5350.0	94	49490	No
133	GOM_NL__2PRFIN20110817_093623_000000433105_00338_49490_5000.N1	17-AUG-2011 09:36:23	Bright	43.000	61	8Eps Peg	2.1000	3900.0	86	49490	No
134	GOM_NL__2PRFIN20110817_094254_000000403105_00338_49490_5001.N1	17-AUG-2011 09:42:54	Bright	39.500	92	53Eps Cyg	2.5000	4500.0	79	49490	No
135	GOM_NL__2PRFIN20110817_094432_000000383105_00338_49490_5002.N1	17-AUG-2011 09:44:32	Bright	37.500	66	37Gam Cyg	2.2080	5900.0	75	49490	No
136	GOM_NL__2PRFIN20110817_094606_000000403105_00338_49490_5003.N1	17-AUG-2011 09:46:06	Bright	39.500	19	50Alp Cyg	1.2460	10500.	79	49490	No
137	GOM_NL__2PRFIN20110817_095123_000000393105_00338_49490_5004.N1	17-AUG-2011 09:51:23	Bright	39.000	89	5Alp Cep	2.4510	8000.0	78	49490	No
138	GOM_NL__2PRFIN20110817_095554_000000353105_00338_49490_5005.N1	17-AUG-2011 09:55:54	Bright	35.000	74	11Bet Cas	2.2680	6600.0	70	49490	No
139	GOM_NL__2PRFIN20110817_101100_000000493105_00338_49490_5006.N1	17-AUG-2011 10:11:00	Bright	49.000	6	13Alp Aur	0.080000	3400.0	98	49490	No
140	GOM_NL__2PRFIN20110817_101358_000000483105_00338_49490_5007.N1	17-AUG-2011 10:13:58	Bright	47.500	107	37The Aur	2.6490	11000.	95	49490	No
141	GOM_NL__2PRFIN20110817_101707_000000543105_00338_49490_5008.N1	17-AUG-2011 10:17:07	Tw_i_and_stray	54.000	28	12Bet Tau	1.6500	15200.	108	49490	No
142	GOM_NL__2PRFIN20110817_101958_000000433105_00338_49490_5009.N1	17-AUG-2011 10:19:58	Tw_i_and_stray	42.500	44	24Gam Gem	1.9280	11000.	85	49490	No
143	GOM_NL__2PRFIN20110817_102333_000000623105_00338_49490_5010.N1	17-AUG-2011 10:23:33	Dark	62.000	14	58Alp Ori	0.87000	3000.0	124	49490	No
144	GOM_NL__2PRFIN20110817_102650_000000503105_00338_49490_5011.N1	17-AUG-2011 10:26:50	Dark	49.500	30	46Eps Ori	1.6940	30000.	99	49490	No
145	GOM_NL__2PRFIN20110817_102816_000000463105_00338_49490_5012.N1	17-AUG-2011 10:28:16	Dark	46.000	125	44Iot Ori	2.7700	30000.	92	49490	No
146	GOM_NL__2PRFIN20110817_102955_000000573105_00338_49490_5013.N1	17-AUG-2011 10:29:55	Dark	57.000	7	19Bet Ori	0.10000	14000.	114	49490	No
147	GOM_NL__2PRFIN20110817_103143_000000453105_00338_49490_5014.N1	17-AUG-2011 10:31:43	Dark	45.000	101	11Alp Lep	2.5820	7000.0	90	49490	No
148	GOM_NL__2PRFIN20110817_104546_000000513105_00339_49491_4992.N1	17-AUG-2011 10:45:46	Dark	51.000	157	The1Eri	2.9060	9300.0	102	49491	No
149	GOM_NL__2PRFIN20110817_104937_000000443105_00339_49491_4993.N1	17-AUG-2011 10:49:37	Dark	43.500	9	Alp Eri	0.45300	24000.	87	49491	No
150	GOM_NL__2PRFIN20110817_105523_000000533105_00339_49491_4994.N1	17-AUG-2011 10:55:23	Straylight	53.000	84	Alp Phe	2.3970	4500.0	106	49491	No
151	GOM_NL__2PRFIN20110817_105843_000000433105_00339_49491_4995.N1	17-AUG-2011 10:58:43	Straylight	42.500	31	Alp Gru	1.7340	15200.	85	49491	No
152	GOM_NL__2PRFIN20110817_110240_000000553105_00339_49491_4996.N1	17-AUG-2011 11:02:40	Tw_i_and_stray	54.500	18	24Alp PsA	1.1660	9700.0	109	49491	No
153	GOM_NL__2PRFIN20110817_110810_000000423105_00339_49491_4997.N1	17-AUG-2011 11:08:10	Bright	41.500	142	49Del Cap	2.8500	8900.0	83	49491	No
154	GOM_NL__2PRFIN20110817_111133_000000423105_00339_49491_4998.N1	17-AUG-2011 11:11:33	Bright	42.000	154	22Bet Aqr	2.8990	5700.0	84	49491	No
155	GOM_NL__2PRFIN20110817_111328_000000473105_00339_49491_4999.N1	17-AUG-2011 11:13:28	Bright	46.500	162	34Alp Aqr	2.9440	5350.0	93	49491	No
156	GOM_NL__2PRFIN20110817_111636_000000423105_00339_49491_5000.N1	17-AUG-2011 11:16:36	Bright	42.000	61	8Eps Peg	2.1000	3900.0	84	49491	No
157	GOM_NL__2PRFIN20110817_112308_000000403105_00339_49491_5001.N1	17-AUG-2011 11:23:08	Bright	39.500	92	53Eps Cyg	2.5000	4500.0	79	49491	No
158	GOM_NL__2PRFIN20110817_112446_000000383105_00339_49491_5002.N1	17-AUG-2011 11:24:46	Bright	38.000	66	37Gam Cyg	2.2080	5900.0	76	49491	No
159	GOM_NL__2PRFIN20110817_112619_000000403105_00339_49491_5003.N1	17-AUG-2011 11:26:19	Bright	39.500	19	50Alp Cyg	1.2460	10500.	79	49491	No
160	GOM_NL__2PRFIN20110817_113137_000000393105_00339_49491_5004.N1	17-AUG-2011 11:31:37	Bright	38.500	89	5Alp Cep	2.4510	8000.0	77	49491	No

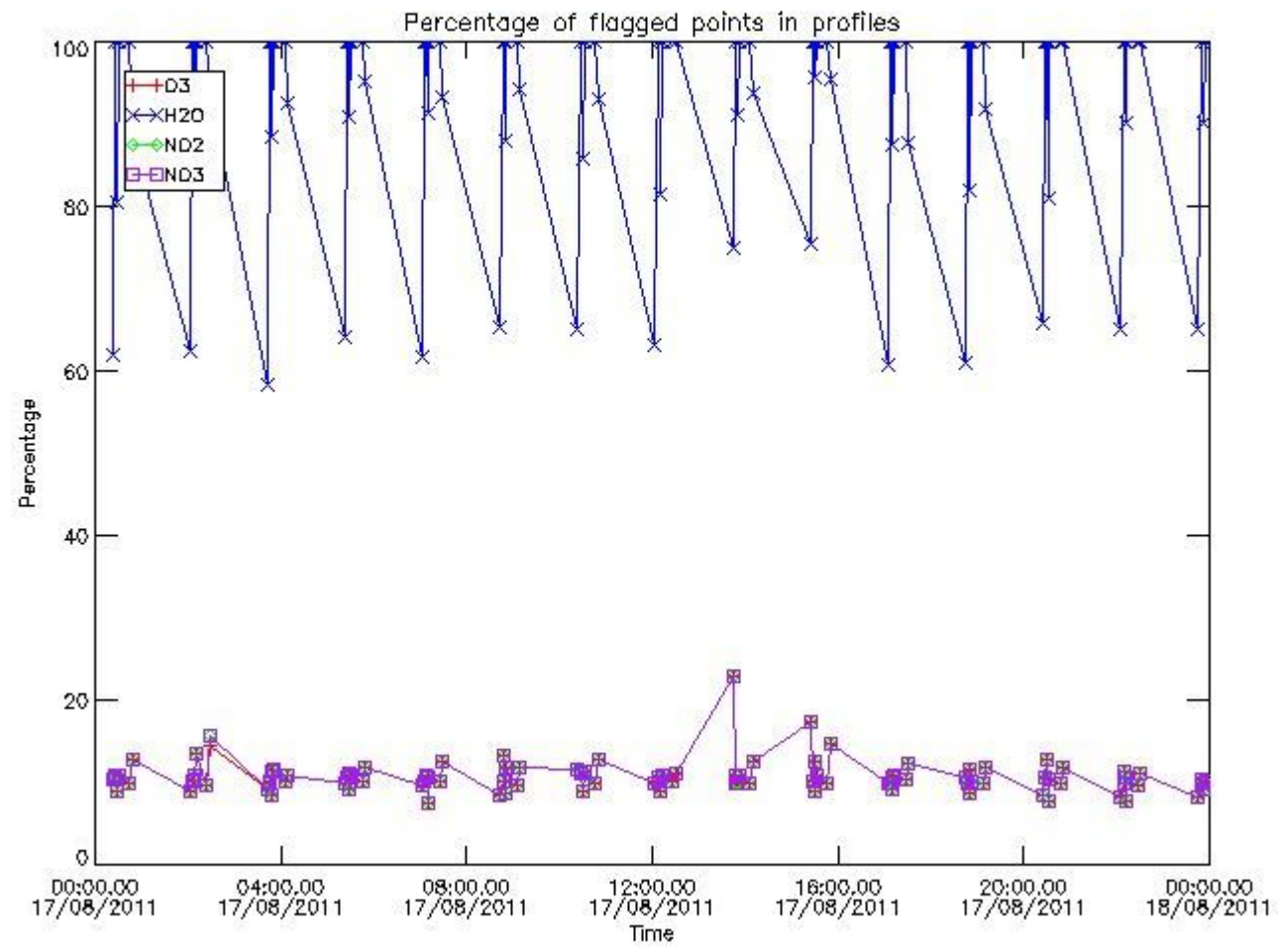
279	GOM_NL__2PRFIN20110817_201832_000000543105_00344_49496_5028.N1	17-AUG-2011 20:18:32	Twilight	54.000	28	12Bet Tau	1.6500	15200.	108	49496	No
280	GOM_NL__2PRFIN20110817_202123_000000393105_00344_49496_5029.N1	17-AUG-2011 20:21:23	Twilight	39.000	44	24Gam Gem	1.9280	11000.	78	49496	No
281	GOM_NL__2PRFIN20110817_202500_000000613105_00344_49496_5030.N1	17-AUG-2011 20:25:00	Dark	60.500	14	58Alp Ori	0.87000	3000.0	121	49496	No
282	GOM_NL__2PRFIN20110817_202818_000000533105_00344_49496_5031.N1	17-AUG-2011 20:28:18	Dark	53.000	30	46Eps Ori	1.6940	30000.	106	49496	No
283	GOM_NL__2PRFIN20110817_202944_000000483105_00344_49496_5032.N1	17-AUG-2011 20:29:44	Dark	47.500	125	44lot Ori	2.7700	30000.	95	49496	No
284	GOM_NL__2PRFIN20110817_203124_000000663105_00344_49496_5033.N1	17-AUG-2011 20:31:24	Dark	66.000	7	19Bet Ori	0.10000	14000.	132	49496	No
285	GOM_NL__2PRFIN20110817_203311_000000493105_00344_49496_5034.N1	17-AUG-2011 20:33:11	Dark	49.000	101	11Alp Lep	2.5820	7000.0	98	49496	No
286	GOM_NL__2PRFIN20110817_204717_000000523105_00345_49497_5012.N1	17-AUG-2011 20:47:17	Dark	51.500	157	The1Eri	2.9060	9300.0	103	49497	No
287	GOM_NL__2PRFIN20110817_205104_000000443105_00345_49497_5013.N1	17-AUG-2011 20:51:04	Dark	43.500	9	Alp Eri	0.45300	24000.	87	49497	No
288	GOM_NL__2PRFIN20110817_205652_000000513105_00345_49497_5014.N1	17-AUG-2011 20:56:52	Straylight	50.500	84	Alp Phe	2.3970	4500.0	101	49497	No
289	GOM_NL__2PRFIN20110817_210009_000000463105_00345_49497_5015.N1	17-AUG-2011 21:00:09	Straylight	45.500	31	Alp Gru	1.7340	15200.	91	49497	No
290	GOM_NL__2PRFIN20110817_210406_000000523105_00345_49497_5016.N1	17-AUG-2011 21:04:06	Twilight	51.500	18	24Alp PsA	1.1660	9700.0	103	49497	No
291	GOM_NL__2PRFIN20110817_210934_000000433105_00345_49497_5017.N1	17-AUG-2011 21:09:34	Bright	43.000	142	49Del Cap	2.8500	8900.0	86	49497	No
292	GOM_NL__2PRFIN20110817_211257_000000423105_00345_49497_5018.N1	17-AUG-2011 21:12:57	Bright	41.500	154	22Bet Aqr	2.8990	5700.0	83	49497	No
293	GOM_NL__2PRFIN20110817_211451_000000473105_00345_49497_5019.N1	17-AUG-2011 21:14:51	Bright	47.000	162	34Alp Aqr	2.9440	5350.0	94	49497	No
294	GOM_NL__2PRFIN20110817_211759_000000453105_00345_49497_5020.N1	17-AUG-2011 21:17:59	Bright	45.000	61	8Eps Peg	2.1000	3900.0	90	49497	No
295	GOM_NL__2PRFIN20110817_212431_000000363105_00345_49497_5021.N1	17-AUG-2011 21:24:31	Bright	36.000	92	53Eps Cyg	2.5000	4500.0	72	49497	No
296	GOM_NL__2PRFIN20110817_212609_000000363105_00345_49497_5022.N1	17-AUG-2011 21:26:09	Bright	36.000	66	37Gam Cyg	2.2080	5900.0	72	49497	No
297	GOM_NL__2PRFIN20110817_212742_000000353105_00345_49497_5023.N1	17-AUG-2011 21:27:42	Bright	35.000	19	50Alp Cyg	1.2460	10500.	70	49497	No
298	GOM_NL__2PRFIN20110817_213259_000000393105_00345_49497_5024.N1	17-AUG-2011 21:32:59	Bright	38.500	89	5Alp Cep	2.4510	8000.0	77	49497	No
299	GOM_NL__2PRFIN20110817_213726_000000423105_00345_49497_5025.N1	17-AUG-2011 21:37:26	Bright	42.000	74	11Bet Cas	2.2680	6600.0	84	49497	No
300	GOM_NL__2PRFIN20110817_215237_000000493105_00345_49497_5026.N1	17-AUG-2011 21:52:37	Bright	48.500	6	13Alp Aur	0.080000	3400.0	97	49497	No
301	GOM_NL__2PRFIN20110817_215537_000000413105_00345_49497_5027.N1	17-AUG-2011 21:55:37	Bright	40.500	107	37The Aur	2.6490	11000.	81	49497	No
302	GOM_NL__2PRFIN20110817_215846_000000563105_00345_49497_5028.N1	17-AUG-2011 21:58:46	Twilight	55.500	28	12Bet Tau	1.6500	15200.	111	49497	No
303	GOM_NL__2PRFIN20110817_220138_000000453105_00345_49497_5029.N1	17-AUG-2011 22:01:38	Twilight	45.000	44	24Gam Gem	1.9280	11000.	90	49497	No
304	GOM_NL__2PRFIN20110817_220514_000000623105_00345_49497_5030.N1	17-AUG-2011 22:05:14	Dark	62.000	14	58Alp Ori	0.87000	3000.0	124	49497	No
305	GOM_NL__2PRFIN20110817_220832_000000513105_00345_49497_5031.N1	17-AUG-2011 22:08:32	Dark	51.000	30	46Eps Ori	1.6940	30000.	102	49497	No
306	GOM_NL__2PRFIN20110817_220959_000000453105_00345_49497_5032.N1	17-AUG-2011 22:09:59	Dark	45.000	125	44lot Ori	2.7700	30000.	90	49497	No
307	GOM_NL__2PRFIN20110817_221139_000000663105_00345_49497_5033.N1	17-AUG-2011 22:11:39	Dark	65.500	7	19Bet Ori	0.10000	14000.	131	49497	No
308	GOM_NL__2PRFIN20110817_221326_000000483105_00345_49497_5034.N1	17-AUG-2011 22:13:26	Dark	48.000	101	11Alp Lep	2.5820	7000.0	96	49497	No
309	GOM_NL__2PRFIN20110817_222732_000000533105_00346_49498_4976.N1	17-AUG-2011 22:27:32	Dark	52.500	157	The1Eri	2.9060	9300.0	105	49498	No
310	GOM_NL__2PRFIN20110817_223119_000000463105_00346_49498_4977.N1	17-AUG-2011 22:31:19	Dark	46.000	9	Alp Eri	0.45300	24000.	92	49498	No
311	GOM_NL__2PRFIN20110817_223707_000000523105_00346_49498_4978.N1	17-AUG-2011 22:37:07	Straylight	52.000	84	Alp Phe	2.3970	4500.0	104	49498	No
312	GOM_NL__2PRFIN20110817_224023_000000423105_00346_49498_4979.N1	17-AUG-2011 22:40:23	Straylight	41.500	31	Alp Gru	1.7340	15200.	83	49498	No
313	GOM_NL__2PRFIN20110817_224421_000000533105_00346_49498_4980.N1	17-AUG-2011 22:44:21	Twilight	53.000	18	24Alp PsA	1.1660	9700.0	106	49498	No
314	GOM_NL__2PRFIN20110817_224948_000000433105_00346_49498_4981.N1	17-AUG-2011 22:49:48	Bright	42.500	142	49Del Cap	2.8500	8900.0	85	49498	No
315	GOM_NL__2PRFIN20110817_225311_000000413105_00346_49498_4982.N1	17-AUG-2011 22:53:11	Bright	40.500	154	22Bet Aqr	2.8990	5700.0	81	49498	No
316	GOM_NL__2PRFIN20110817_225505_000000463105_00346_49498_4983.N1	17-AUG-2011 22:55:05	Bright	46.000	162	34Alp Aqr	2.9440	5350.0	92	49498	No
317	GOM_NL__2PRFIN20110817_225813_000000433105_00346_49498_4984.N1	17-AUG-2011 22:58:13	Bright	43.000	61	8Eps Peg	2.1000	3900.0	86	49498	No
318	GOM_NL__2PRFIN20110817_230445_000000373105_00346_49498_4985.N1	17-AUG-2011 23:04:45	Bright	37.000	92	53Eps Cyg	2.5000	4500.0	74	49498	No
319	GOM_NL__2PRFIN20110817_230623_000000383105_00346_49498_4986.N1	17-AUG-2011 23:06:23	Bright	37.500	66	37Gam Cyg	2.2080	5900.0	75	49498	No
320	GOM_NL__2PRFIN20110817_230756_000000363105_00346_49498_4987.N1	17-AUG-2011 23:07:56	Bright	35.500	19	50Alp Cyg	1.2460	10500.	71	49498	No
321	GOM_NL__2PRFIN20110817_231313_000000393105_00346_49498_4988.N1	17-AUG-2011 23:13:13	Bright	39.000	89	5Alp Cep	2.4510	8000.0	78	49498	No
322	GOM_NL__2PRFIN20110817_231740_000000443105_00346_49498_4989.N1	17-AUG-2011 23:17:40	Bright	44.000	74	11Bet Cas	2.2680	6600.0	88	49498	No
323	GOM_NL__2PRFIN20110817_233251_000000513105_00346_49498_4990.N1	17-AUG-2011 23:32:51	Bright	51.000	6	13Alp Aur	0.080000	3400.0	102	49498	No
324	GOM_NL__2PRFIN20110817_233551_000000413105_00346_49498_4991.N1	17-AUG-2011 23:35:51	Bright	40.500	107	37The Aur	2.6490	11000.	81	49498	No
325	GOM_NL__2PRFIN20110817_233901_000000513105_00346_49498_4992.N1	17-AUG-2011 23:39:01	Twilight	51.000	28	12Bet Tau	1.6500	15200.	102	49498	No
326	GOM_NL__2PRFIN20110817_234152_000000453105_00346_49498_4993.N1	17-AUG-2011 23:41:52	Twilight	44.500	44	24Gam Gem	1.9280	11000.	89	49498	No
327	GOM_NL__2PRFIN20110817_234529_000000623105_00346_49498_4994.N1	17-AUG-2011 23:45:29	Dark	62.000	14	58Alp Ori	0.87000	3000.0	124	49498	No
328	GOM_NL__2PRFIN20110817_234847_000000523105_00346_49498_4995.N1	17-AUG-2011 23:48:47	Dark	52.000	30	46Eps Ori	1.6940	30000.	104	49498	No
329	GOM_NL__2PRFIN20110817_235013_000000503105_00346_49498_4996.N1	17-AUG-2011 23:50:13	Dark	49.500	125	44lot Ori	2.7700	30000.	99	49498	No
330	GOM_NL__2PRFIN20110817_235153_000000563105_00346_49498_4997.N1	17-AUG-2011 23:51:53	Dark	55.500	7	19Bet Ori	0.10000	14000.	111	49498	No
331	GOM_NL__2PRFIN20110817_235340_000000513105_00346_49498_4998.N1	17-AUG-2011 23:53:40	Dark	50.500	101	11Alp Lep	2.5820	7000.0	101	49498	No

3. Quality information per product

In this section it is plotted some information contained in the Quality Summary data set of the level 2 products. Only products in dark limb conditions and without errors (error flag in

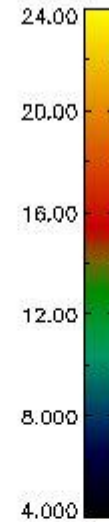
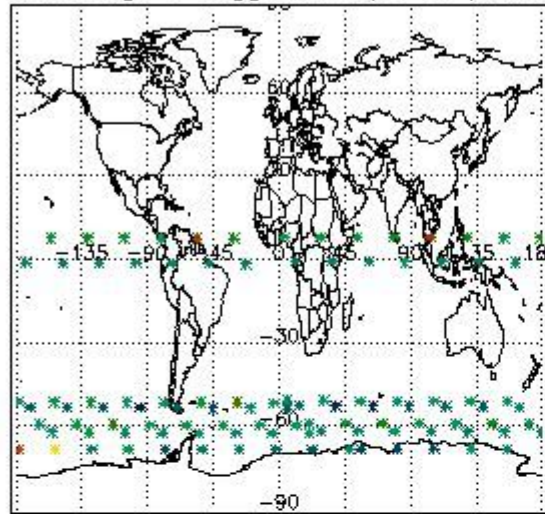
the MPH set to "0") are used.

3.1 Plot quality information per product (time dependant)

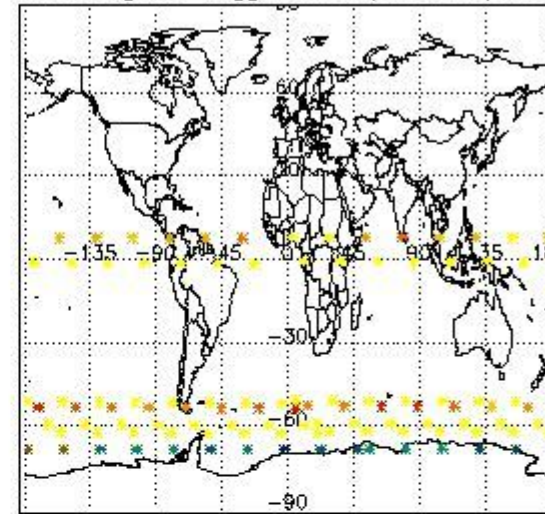


3.2 Plot quality information per product (world map)

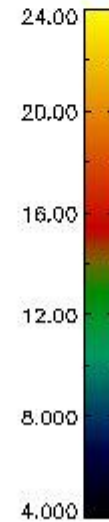
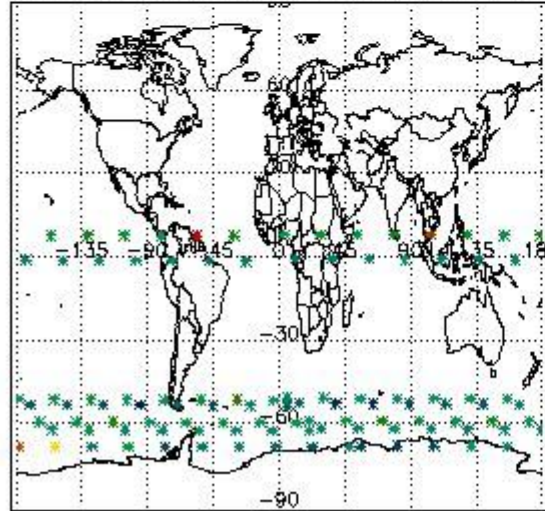
Percentage of flagged data per O3 profile



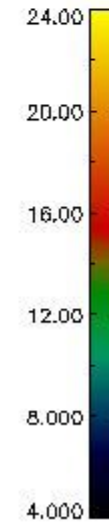
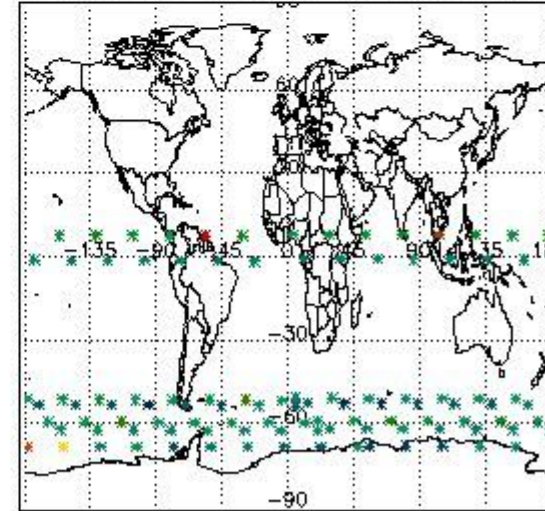
Percentage of flagged data per H2O profile



Percentage of flagged data per NO2 profile



Percentage of flagged data per NO3 profile

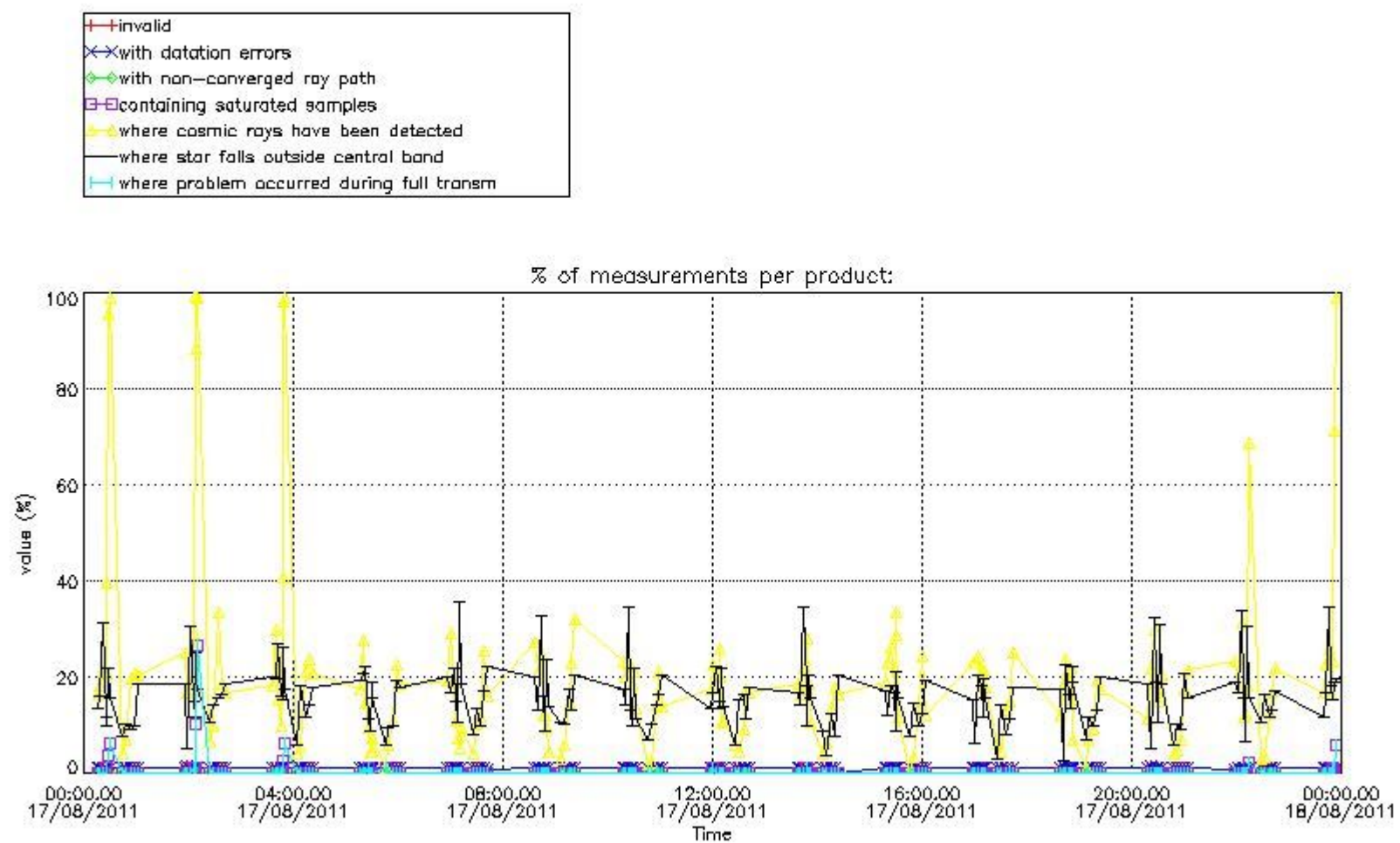


4. Level 1 quality information per product

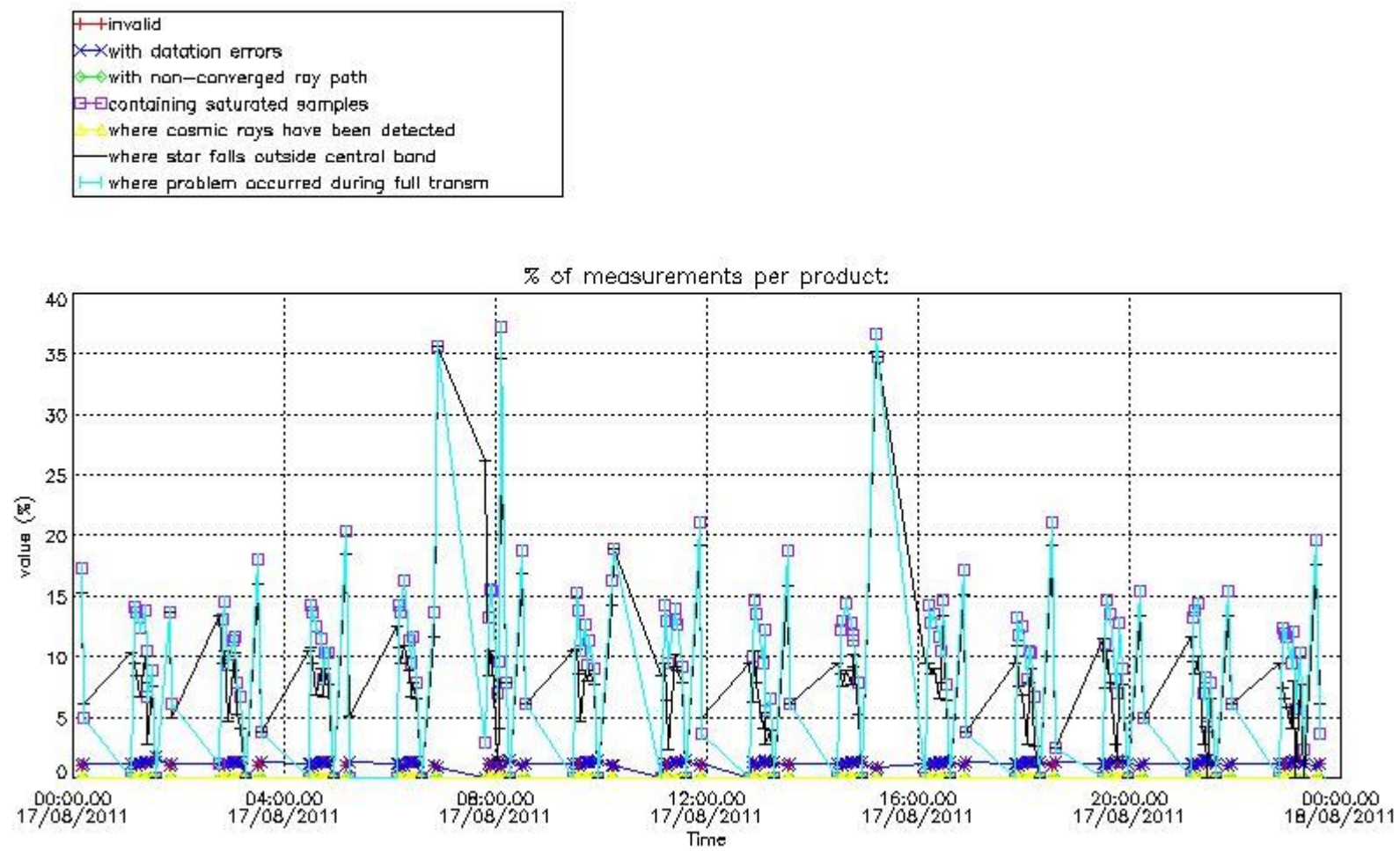
In this section it is plotted some information contained in the Quality Summary data set of the level 2 products that comes from the level 1b processing. Products without errors (error flag in the MPH set to "0") are used.

4.1 Plot quality information per product (time dependant) coming from level 1b processing

4.1.1 Plot level 1 quality information per product (time dependant): ENVISAT ASCENDING passes

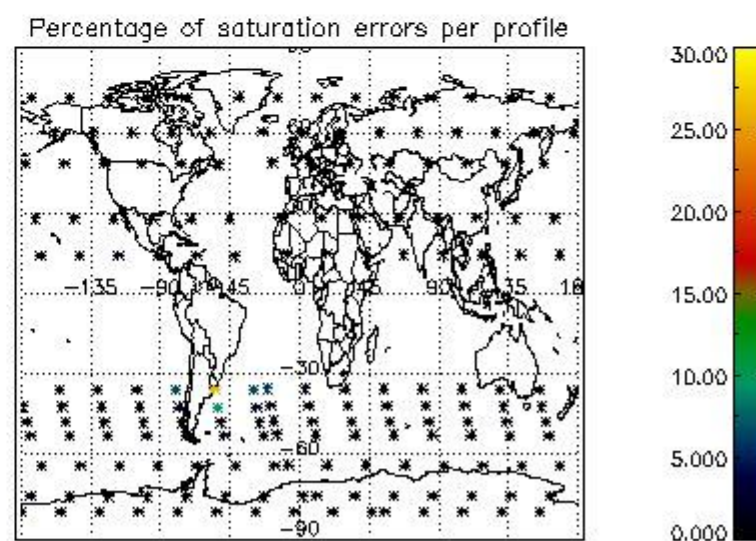
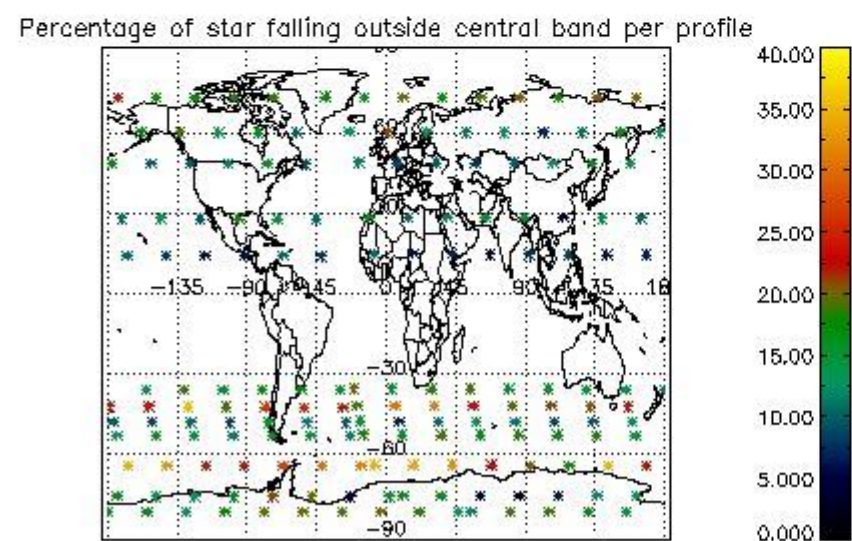
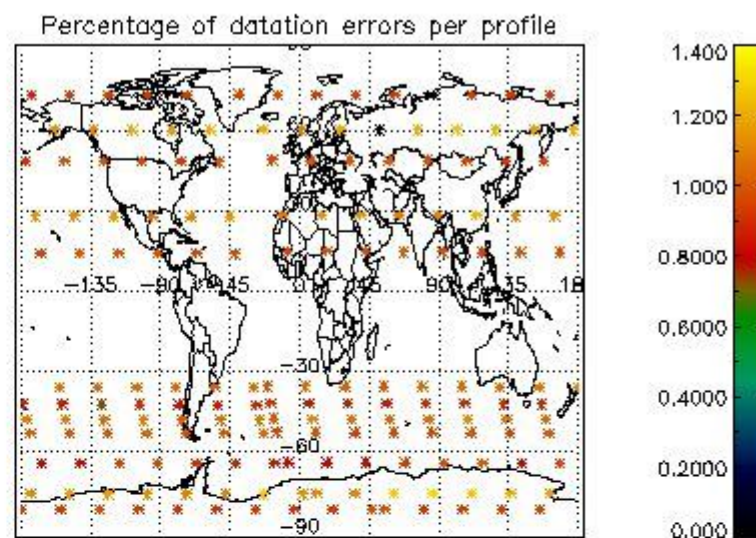
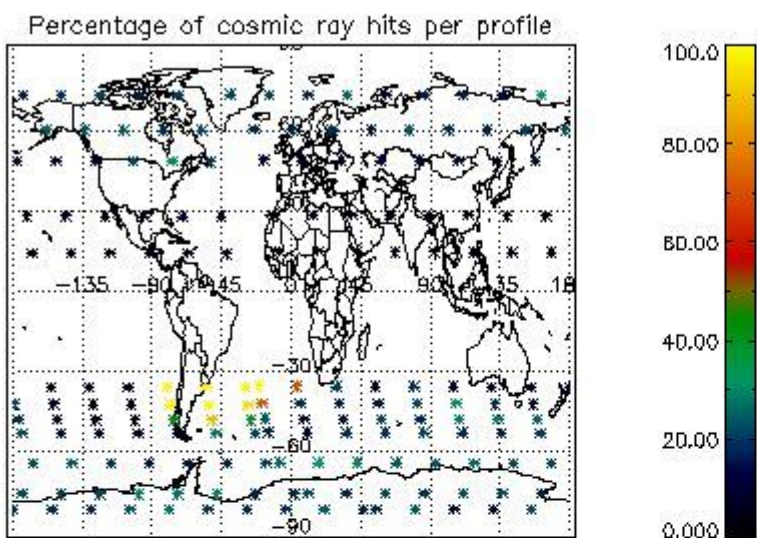


4.1.2 Plot level 1 quality information per product (time dependant): ENVI SAT DESCENDING passes

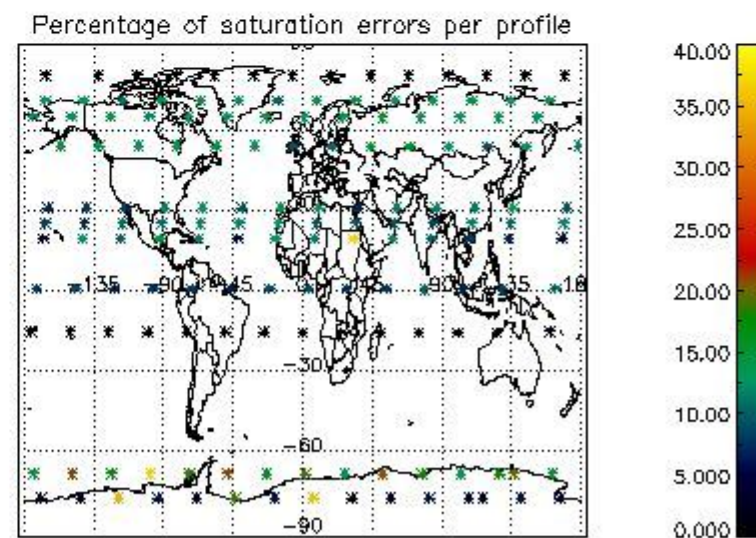
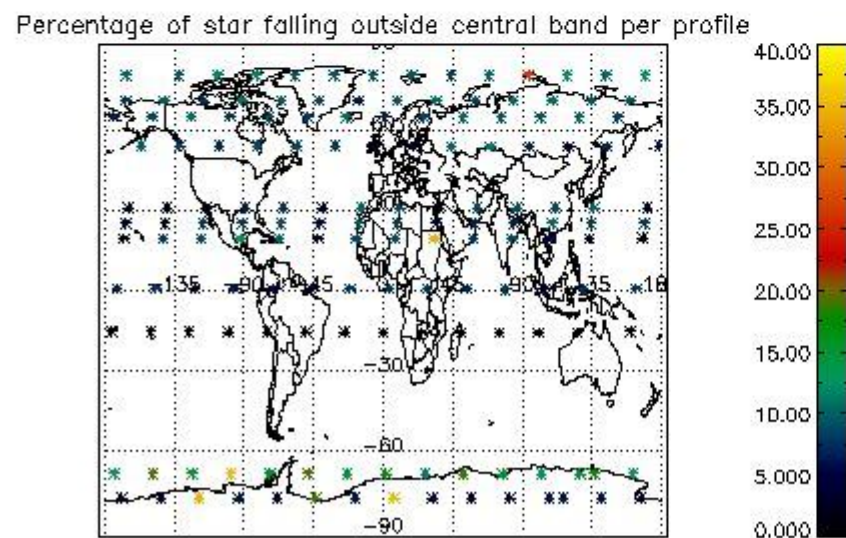
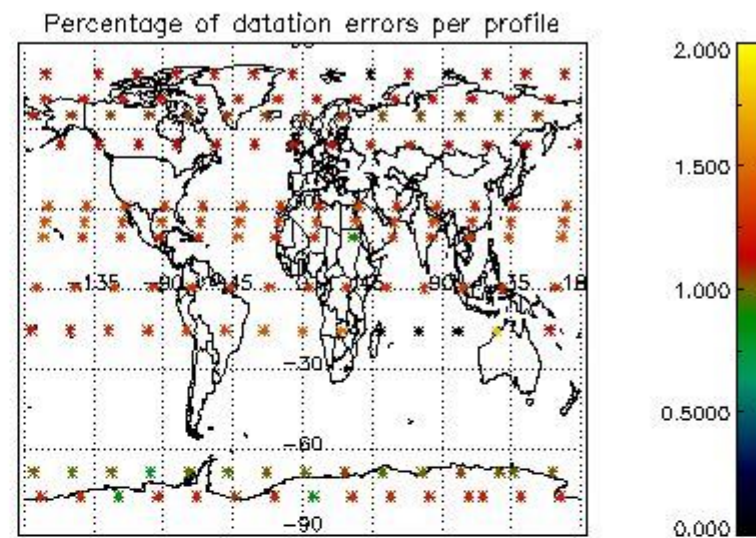
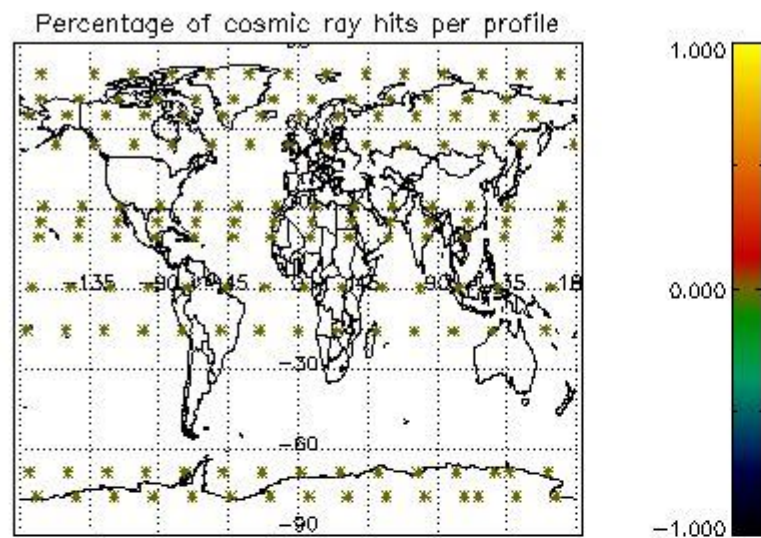


4.2 Plot quality information per product coming from level 1b processing (world map)

4.2.1 Plot level 1 quality information per product (world map): ENVISAT ASCENDING passes



4.2.2 Plot level 1 quality information per product (world map): ENVISAT DESCENDING passes



5. Trace gas profiles

5.1 Ozone statistics based on quality of products

The final quality of the products can be "measured" using the STD (Standard Deviation) attached to every point profile. This information is written to the parameter GOM_NL__2P/NL_LOCAL_SPECIES_DENSITY/o3_std of the level 2 products. The table below shows the statistics for given STD ranges.

The statistics are given with respect to the overall valid production:

- Products without fatal errors: GOM_NL__2P/MPH/PRODUCT_ERR=0
- Valid point profile: GOM_NL__2P/NL_LOCAL_SPECIES_DENSITY/pcd(0)=0

The 'Criteria' is applied to valid points of dark limb products:

- Products in dark limb illumination condition: GOM_NL__2P/NL_SUMMARY_QUALITY/obs_ill_cond=0
- Products without fatal errors: GOM_NL__2P/MPH/PRODUCT_ERR=0
- Valid point profile: GOM_NL__2P/NL_LOCAL_SPECIES_DENSITY/pcd(0)=0

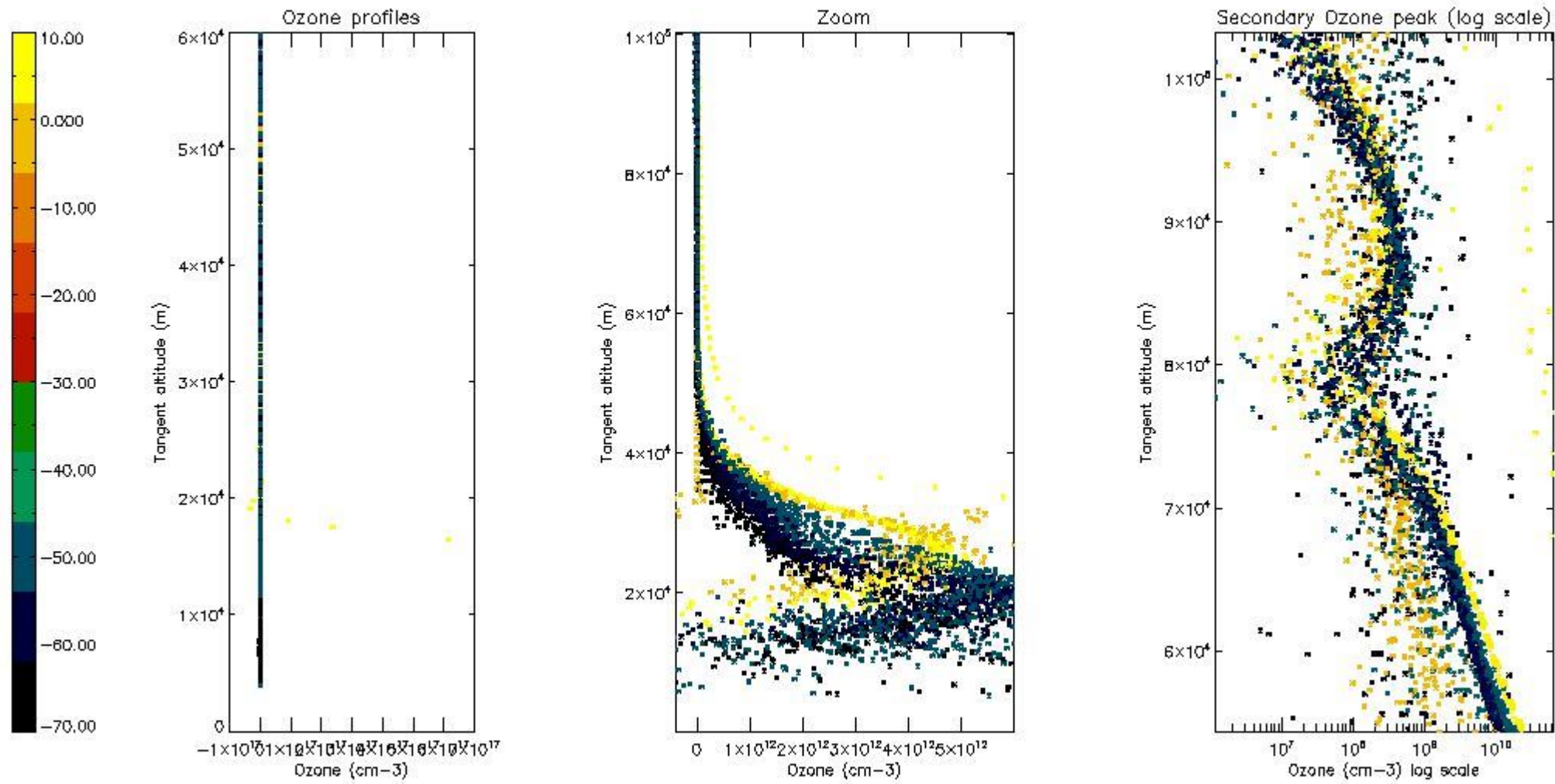
So, the table below shows the percentage of dark limb and valid observations for each criteria with respect to the overall valid daily observations.

Criteria	% of total production
All STD	35
STD < 20	19

STD < 10	14
STD < 5	10

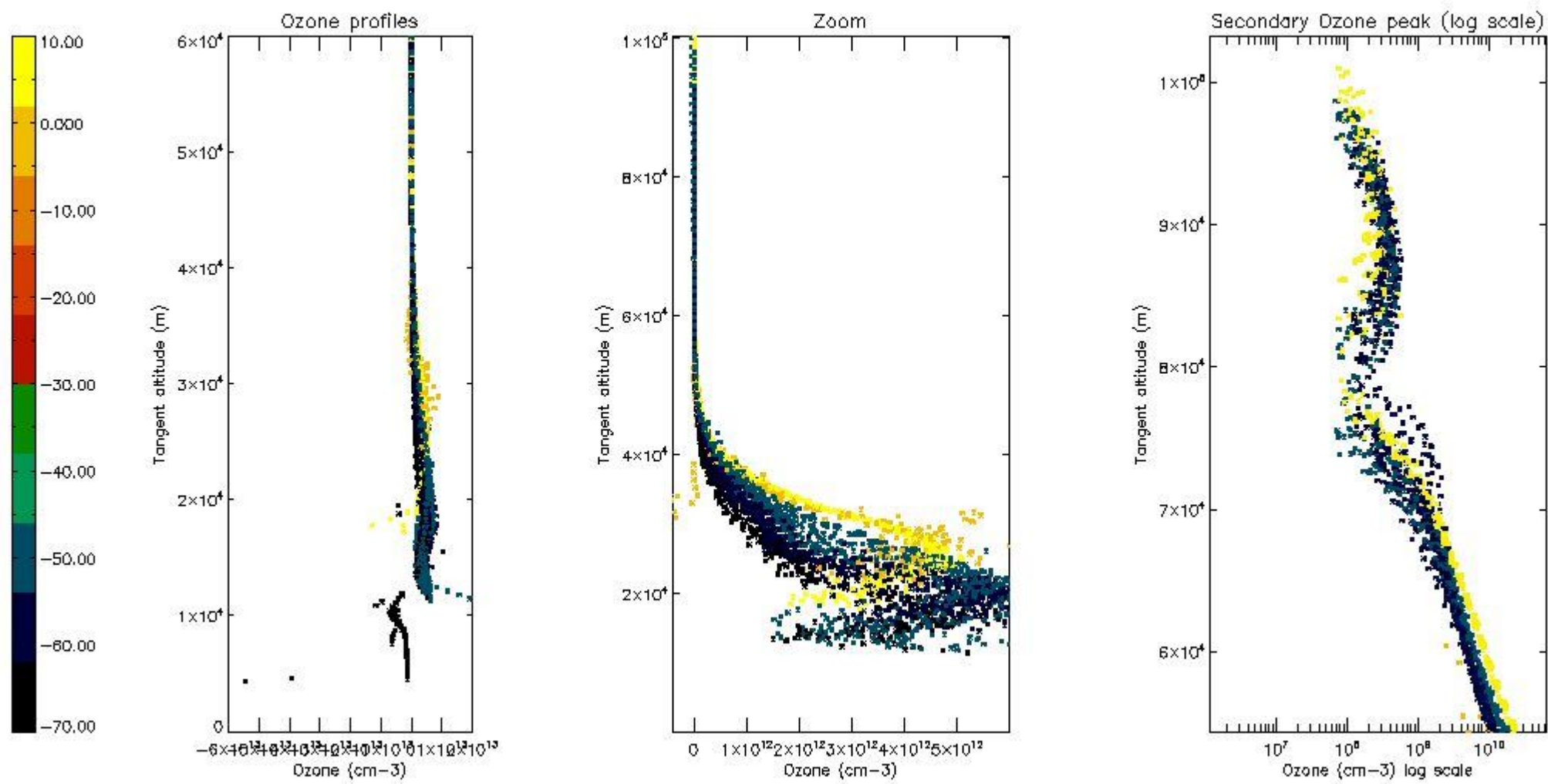
5.2 Plot ozone profiles for all STD (dark without errors)

The colorbar represents the latitude.



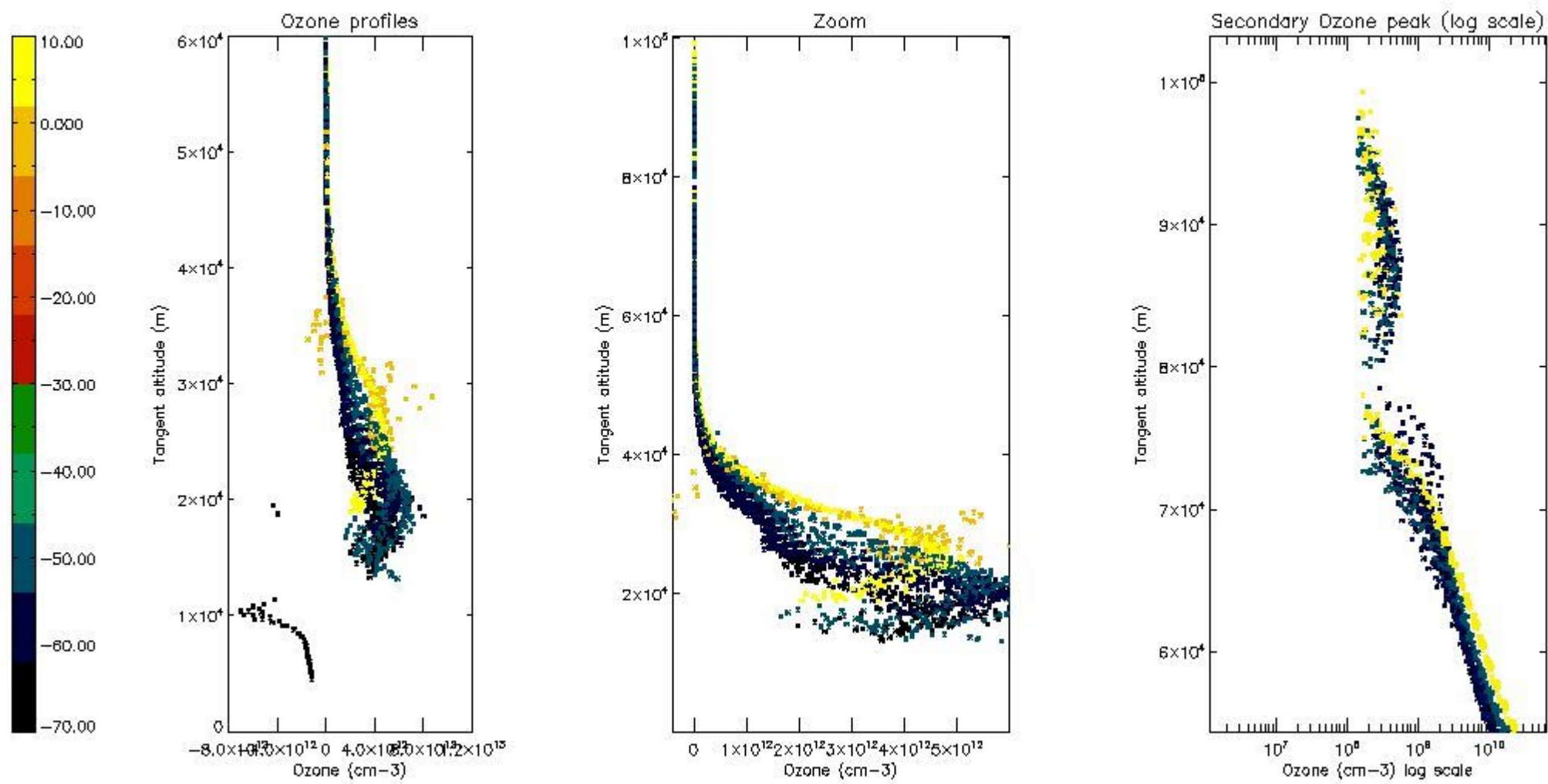
5.3 Plot ozone profiles where STD < 20% (dark without errors)

The colorbar represents the latitude.



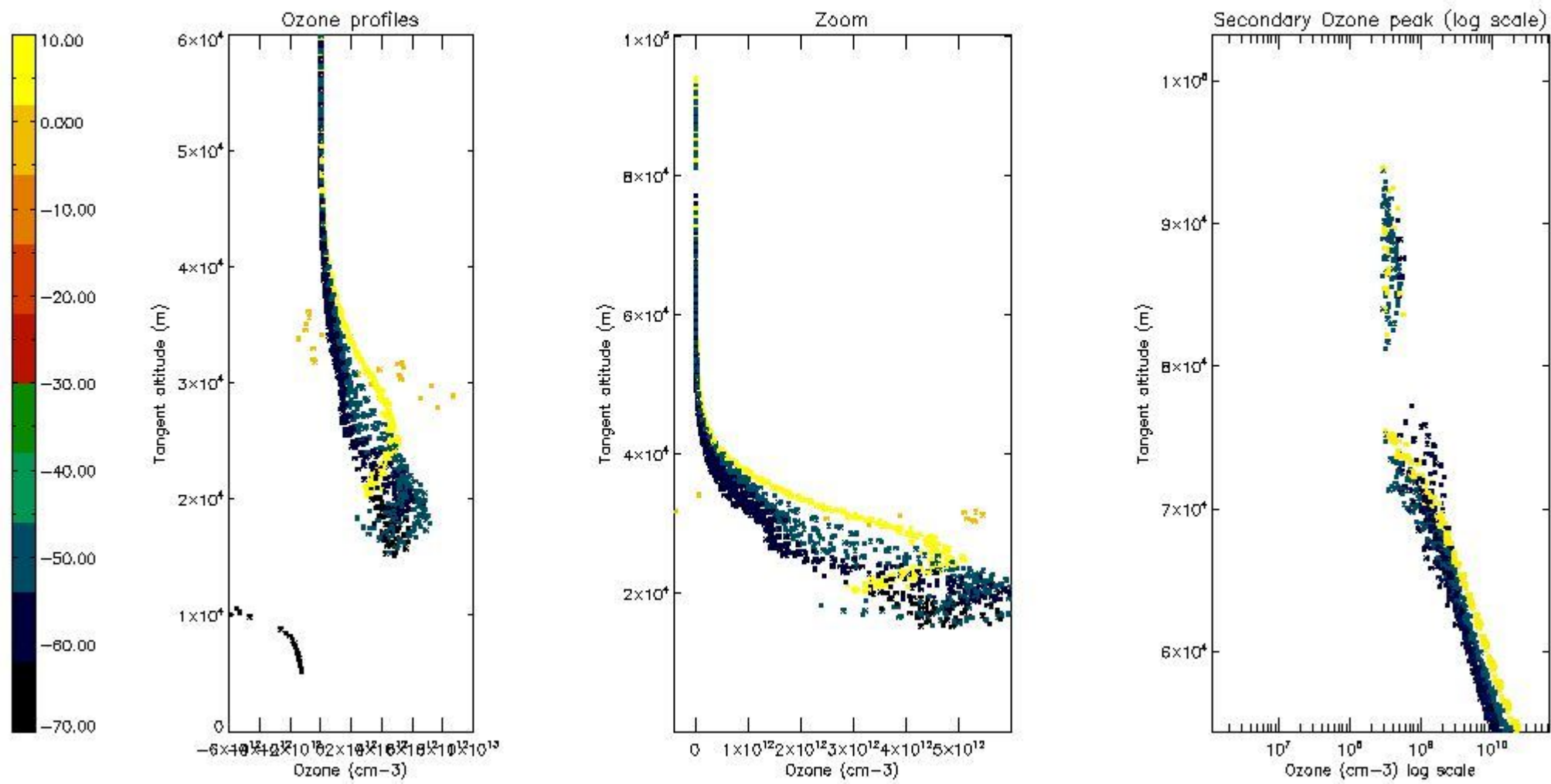
5.4 Plot ozone profiles where STD < 10% (dark without errors)

The colorbar represents the latitude.



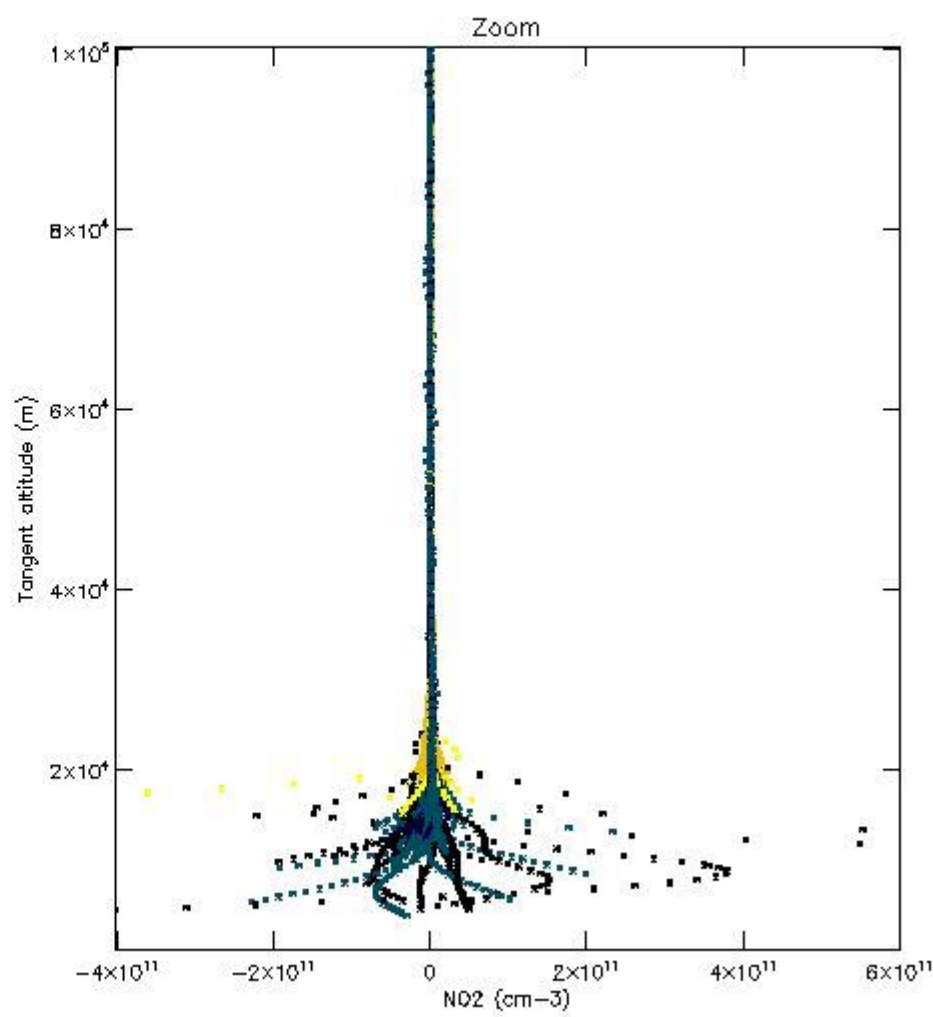
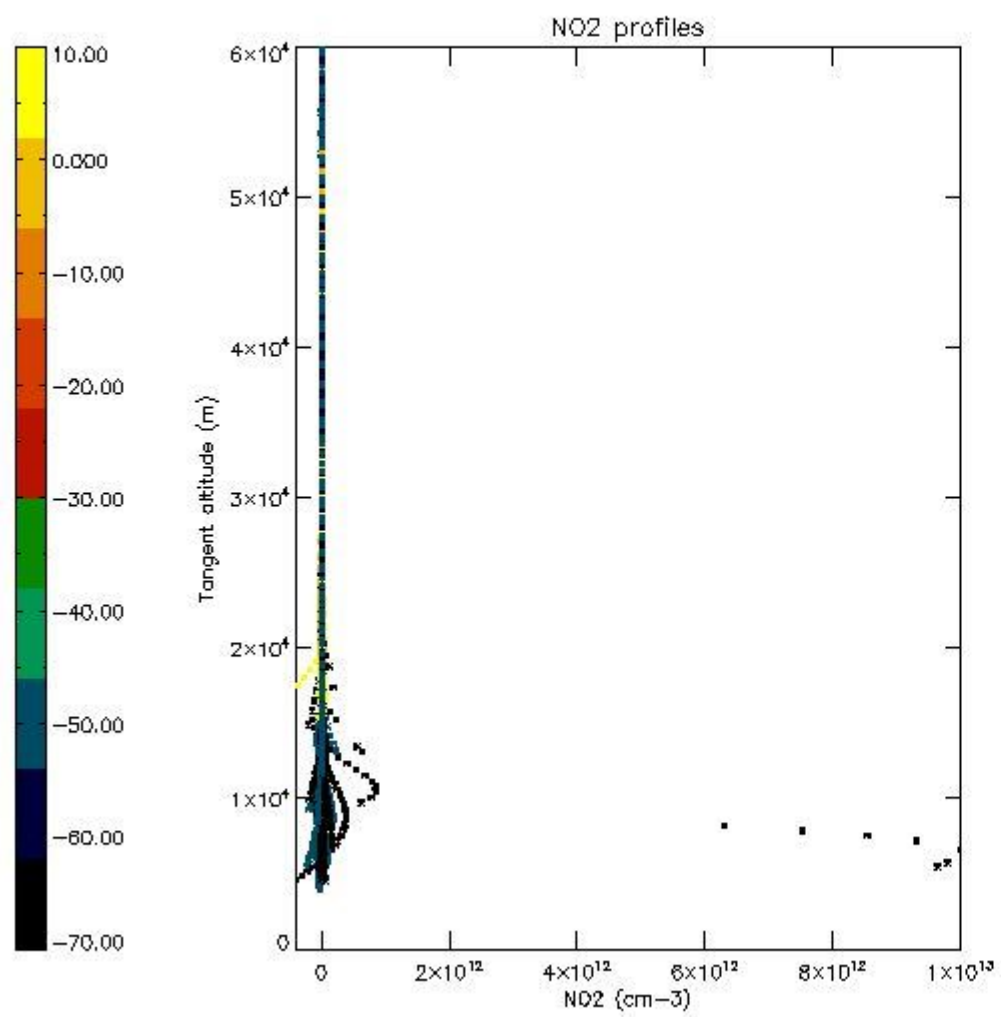
5.5 Plot ozone profiles where STD < 5% (dark without errors)

The colorbar represents the latitude.



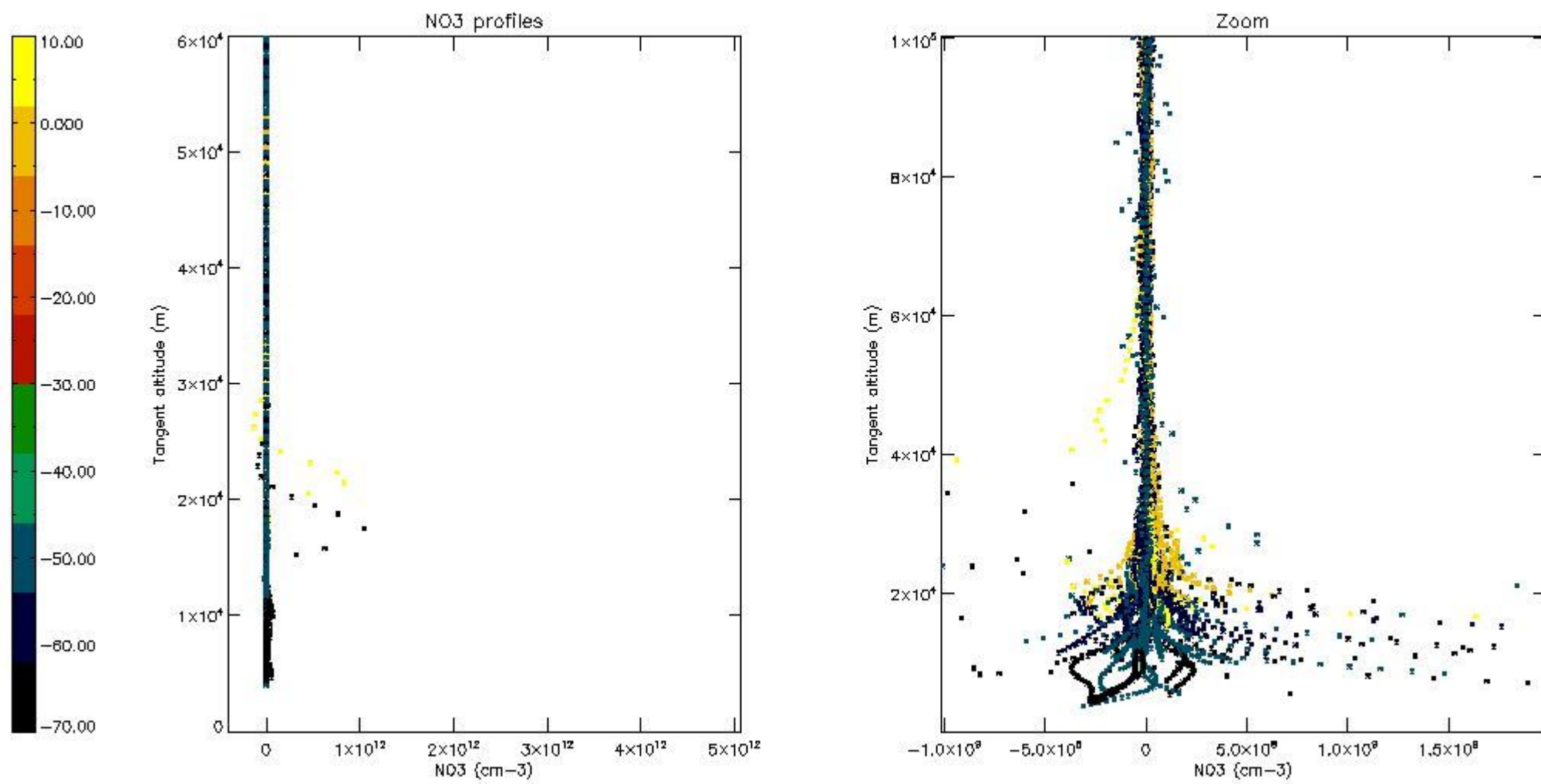
5.6 Plot NO₂ profiles for all STD (dark without errors)

The colorbar represents the latitude.



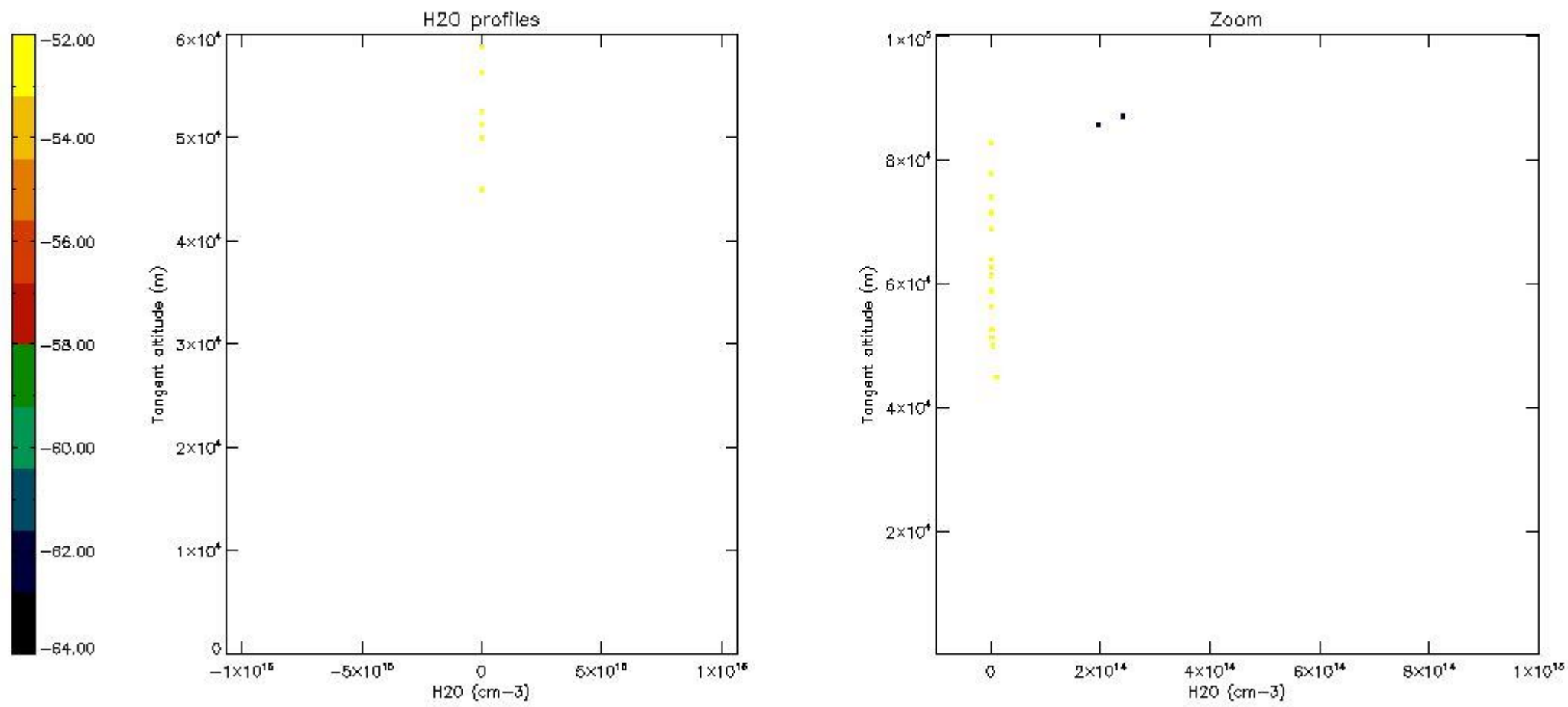
5.7 Plot NO3 profiles for all STD (dark without errors)

The colorbar represents the latitude.



5.8 Plot H2O profiles for all STD (only for occultations of stars 1,2,3,4,13,14,16,26,63 dark without errors)

The colorbar represents the latitude.



6. Auxiliary Data Files used for the production reported in section 2

The number reported in the third column indicates since which file (see list in section 2) the corresponding auxiliary file has been used. The fourth column is the date of those product files.

Type	Auxiliary Filename	Used since product	Used since product date
INST_PHYS_CHARACTERISTICS	GOM_INS_AXVIEC20091111_143220_20030716_120000_20500101_000000	1	17-AUG-2011 00:09:36
LEVEL-2_PROC_CONFIG	GOM_PR2_AXVIEC20091111_152718_20020301_000000_20500101_000000	1	17-AUG-2011 00:09:36
CROSS_SECTIONS_FILE	GOM_CRS_AXVIEC20091111_154832_20020301_000000_20500101_000000	1	17-AUG-2011 00:09:36

GOMOS Level 2 Daily Report

SUMMARY

[1. General Info](#)

[2. Summary of processed GOM_NL_2P products](#)

[3. Level 2 Quality information per product](#)

[3.1 Plot of level 2 quality information per product \(time dependant\)](#)

[3.2 Plot of level 2 quality information per product \(world map\)](#)

[4. Level 1 Quality information per product \(stored on level 2 products\)](#)

[4.1 Plot of level 1 quality information per product \(time dependant\)](#)

[4.1.1 Plot of level 1 quality information per product \(time dependant\): ASCENDING](#)

[4.1.2 Plot of level 1 quality information per product \(time dependant\): DESCENDING](#)

[4.2 Plot of level 1 quality information per product \(world map\)](#)

[4.2.1 Plot of level 1 quality information per product \(world map\): ASCENDING](#)

[4.2.2 Plot of level 1 quality information per product \(world map\): DESCENDING](#)

[5. Ozone profiles based on quality statistics and other trace gas profiles](#)

[5.1 Ozone statistics based on quality of products](#)

[5.2 Plot ozone profiles for all STD \(dark without errors\)](#)

[5.3 Plot ozone profiles where STD < 20% \(dark without errors\)](#)

[5.4. Plot ozone profiles where STD < 10% \(dark without errors\)](#)

[5.5. Plot ozone profiles where STD < 5% \(dark without errors\)](#)

[5.6 Plot NO2 profiles for all STD \(dark without errors\)](#)

[5.7 Plot NO3 profiles for all STD \(dark without errors\)](#)

[5.8 Plot H2O profiles \(only for occultations of stars 1,2,3,4,13,14,16,26,63 dark without errors\) for all STD](#)

[6. Auxiliary Data Files used for the production reported in section 2](#)

This report presents the daily analysis on parameters extracted from GOMOS level 2 data (GOM_NL__2P).
 It is intended to monitor some important parameters that will impact the quality of these products.
 A list of level 2 products (and content) that have arrived during the reporting day to the PCF is also given.

Item	Value
Time of report generation	24APR2013 17:04:04
Data source version	GOMOS/6.01
Start time of products	17-08-2011 (17AUG2011 00:00:00)
Stop time of products	18-08-2011 (18AUG2011 00:00:00)
Store outputs in DB	Yes
Nb of level 2 prods	331
Nb of prods with errors	0

2. Summary of processed GOM_NL__2P products.

Nr	Filename	UTC Start time	Limb	Duration	Star Id	Star Name	Star Mag	Star Temp	Nb Meas	Orbit	Prod. error
1	GOM_NL__2PRFIN20110817_000936_000000493105_00332_49484_4977.N1	17-AUG-2011 00:09:36	Bright	49.000	6	13Alp Aur	0.080000	3400.0	98	49484	No
2	GOM_NL__2PRFIN20110817_001234_000000413105_00332_49484_4978.N1	17-AUG-2011 00:12:34	Bright	40.500	107	37The Aur	2.6490	11000.	81	49484	No
3	GOM_NL__2PRFIN20110817_001542_000000523105_00332_49484_4979.N1	17-AUG-2011 00:15:42	Twilight	51.500	28	12Bet Tau	1.6500	15200.	103	49484	No
4	GOM_NL__2PRFIN20110817_001833_000000443105_00332_49484_4980.N1	17-AUG-2011 00:18:33	Twilight	44.000	44	24Gam Gem	1.9280	11000.	88	49484	No
5	GOM_NL__2PRFIN20110817_002207_000000603105_00332_49484_4981.N1	17-AUG-2011 00:22:07	Dark	59.500	14	58Alp Ori	0.87000	3000.0	119	49484	No
6	GOM_NL__2PRFIN20110817_002522_000000483105_00332_49484_4982.N1	17-AUG-2011 00:25:22	Dark	48.000	30	46Eps Ori	1.6940	30000.	96	49484	No
7	GOM_NL__2PRFIN20110817_002648_000000473105_00332_49484_4983.N1	17-AUG-2011 00:26:48	Dark	46.500	125	44Iot Ori	2.7700	30000.	93	49484	No
8	GOM_NL__2PRFIN20110817_002825_000000573105_00332_49484_4984.N1	17-AUG-2011 00:28:25	Dark	57.000	7	19Bet Ori	0.10000	14000.	114	49484	No
9	GOM_NL__2PRFIN20110817_003015_000000483105_00332_49484_4985.N1	17-AUG-2011 00:30:15	Dark	47.500	101	11Alp Lep	2.5820	7000.0	95	49484	No
10	GOM_NL__2PRFIN20110817_004415_000000523105_00333_49485_4992.N1	17-AUG-2011 00:44:15	Dark	51.500	157	The1Eri	2.9060	9300.0	103	49485	No
11	GOM_NL__2PRFIN20110817_004808_000000443105_00333_49485_4993.N1	17-AUG-2011 00:48:08	Dark	43.500	9	Alp Eri	0.45300	24000.	87	49485	No
12	GOM_NL__2PRFIN20110817_005355_000000513105_00333_49485_4994.N1	17-AUG-2011 00:53:55	Straylight	50.500	84	Alp Phe	2.3970	4500.0	101	49485	No
13	GOM_NL__2PRFIN20110817_005717_000000413105_00333_49485_4995.N1	17-AUG-2011 00:57:17	Straylight	41.000	31	Alp Gru	1.7340	15200.	82	49485	No
14	GOM_NL__2PRFIN20110817_010114_000000543105_00333_49485_4996.N1	17-AUG-2011 01:01:14	Twilight	54.000	18	24Alp PsA	1.1660	9700.0	108	49485	No
15	GOM_NL__2PRFIN20110817_010645_000000443105_00333_49485_4997.N1	17-AUG-2011 01:06:45	Bright	43.500	142	49Del Cap	2.8500	8900.0	87	49485	No
16	GOM_NL__2PRFIN20110817_011009_000000433105_00333_49485_4998.N1	17-AUG-2011 01:10:09	Bright	42.500	154	22Bet Aqr	2.8990	5700.0	85	49485	No
17	GOM_NL__2PRFIN20110817_011205_000000483105_00333_49485_4999.N1	17-AUG-2011 01:12:05	Bright	47.500	162	34Alp Aqr	2.9440	5350.0	95	49485	No
18	GOM_NL__2PRFIN20110817_011514_000000453105_00333_49485_5000.N1	17-AUG-2011 01:15:14	Bright	44.500	61	8Eps Peg	2.1000	3900.0	89	49485	No
19	GOM_NL__2PRFIN20110817_012145_000000403105_00333_49485_5001.N1	17-AUG-2011 01:21:45	Bright	40.000	92	53Eps Cyg	2.5000	4500.0	80	49485	No
20	GOM_NL__2PRFIN20110817_012322_000000383105_00333_49485_5002.N1	17-AUG-2011 01:23:22	Bright	38.000	66	37Gam Cyg	2.2080	5900.0	76	49485	No
21	GOM_NL__2PRFIN20110817_012456_000000373105_00333_49485_5003.N1	17-AUG-2011 01:24:56	Bright	37.000	19	50Alp Cyg	1.2460	10500.	74	49485	No
22	GOM_NL__2PRFIN20110817_013014_000000403105_00333_49485_5004.N1	17-AUG-2011 01:30:14	Bright	39.500	89	5Alp Cep	2.4510	8000.0	79	49485	No
23	GOM_NL__2PRFIN20110817_013447_000000283105_00333_49485_5005.N1	17-AUG-2011 01:34:47	Twilight	28.000	74	11Bet Cas	2.2680	6600.0	56	49485	No
24	GOM_NL__2PRFIN20110817_014950_000000483105_00333_49485_5006.N1	17-AUG-2011 01:49:50	Bright	47.500	6	13Alp Aur	0.080000	3400.0	95	49485	No
25	GOM_NL__2PRFIN20110817_015248_000000413105_00333_49485_5007.N1	17-AUG-2011 01:52:48	Bright	41.000	107	37The Aur	2.6490	11000.	82	49485	No
26	GOM_NL__2PRFIN20110817_015556_000000543105_00333_49485_5008.N1	17-AUG-2011 01:55:56	Twilight	54.000	28	12Bet Tau	1.6500	15200.	108	49485	No
27	GOM_NL__2PRFIN20110817_015847_000000393105_00333_49485_5009.N1	17-AUG-2011 01:58:47	Twilight	39.000	44	24Gam Gem	1.9280	11000.	78	49485	No
28	GOM_NL__2PRFIN20110817_020221_000000583105_00333_49485_5010.N1	17-AUG-2011 02:02:21	Dark	57.500	14	58Alp Ori	0.87000	3000.0	115	49485	No
29	GOM_NL__2PRFIN20110817_020536_000000503105_00333_49485_5011.N1	17-AUG-2011 02:05:36	Dark	50.000	30	46Eps Ori	1.6940	30000.	100	49485	No
30	GOM_NL__2PRFIN20110817_020702_000000483105_00333_49485_5012.N1	17-AUG-2011 02:07:02	Dark	47.500	125	44Iot Ori	2.7700	30000.	95	49485	No
31	GOM_NL__2PRFIN20110817_020840_000000603105_00333_49485_5013.N1	17-AUG-2011 02:08:40	Dark	59.500	7	19Bet Ori	0.10000	14000.	119	49485	No
32	GOM_NL__2PRFIN20110817_021029_000000493105_00333_49485_5014.N1	17-AUG-2011 02:10:29	Dark	49.000	101	11Alp Lep	2.5820	7000.0	98	49485	No
33	GOM_NL__2PRFIN20110817_022430_000000533105_00334_49486_4992.N1	17-AUG-2011 02:24:30	Dark	52.500	157	The1Eri	2.9060	9300.0	105	49486	No
34	GOM_NL__2PRFIN20110817_022823_000000463105_00334_49486_4993.N1	17-AUG-2011 02:28:23	Dark	45.500	9	Alp Eri	0.45300	24000.	91	49486	No
35	GOM_NL__2PRFIN20110817_023409_000000543105_00334_49486_4994.N1	17-AUG-2011 02:34:09	Straylight	54.000	84	Alp Phe	2.3970	4500.0	108	49486	No
36	GOM_NL__2PRFIN20110817_023731_000000433105_00334_49486_4995.N1	17-AUG-2011 02:37:31	Straylight	43.000	31	Alp Gru	1.7340	15200.	86	49486	No
37	GOM_NL__2PRFIN20110817_024128_000000543105_00334_49486_4996.N1	17-AUG-2011 02:41:28	Twilight	54.000	18	24Alp PsA	1.1660	9700.0	108	49486	No
38	GOM_NL__2PRFIN20110817_024659_000000453105_00334_49486_4997.N1	17-AUG-2011 02:46:59	Bright	45.000	142	49Del Cap	2.8500	8900.0	90	49486	No
39	GOM_NL__2PRFIN20110817_025023_000000423105_00334_49486_4998.N1	17-AUG-2011 02:50:23	Bright	42.000	154	22Bet Aqr	2.8990	5700.0	84	49486	No
40	GOM_NL__2PRFIN20110817_025219_000000483105_00334_49486_4999.N1	17-AUG-2011 02:52:19	Bright	48.000	162	34Alp Aqr	2.9440	5350.0	96	49486	No
41	GOM_NL__2PRFIN20110817_025528_000000433105_00334_49486_5000.N1	17-AUG-2011 02:55:28	Bright	43.000	61	8Eps Peg	2.1000	3900.0	86	49486	No
42	GOM_NL__2PRFIN20110817_030158_000000403105_00334_49486_5001.N1	17-AUG-2011 03:01:58	Bright	39.500	92	53Eps Cyg	2.5000	4500.0	79	49486	No

43	GOM_NL__2PRFIN20110817_030336_000000393105_00334_49486_5002.N1	17-AUG-2011 03:03:36	Bright	38.500	66	37Gam Cyg	2.2080	5900.0	77	49486	No
44	GOM_NL__2PRFIN20110817_030510_000000383105_00334_49486_5003.N1	17-AUG-2011 03:05:10	Bright	38.000	19	50Alp Cyg	1.2460	10500.	76	49486	No
45	GOM_NL__2PRFIN20110817_031028_000000383105_00334_49486_5004.N1	17-AUG-2011 03:10:28	Bright	37.500	89	5Alp Cep	2.4510	8000.0	75	49486	No
46	GOM_NL__2PRFIN20110817_031501_000000313105_00334_49486_5005.N1	17-AUG-2011 03:15:01	Tw_i_and_stray	30.500	74	11Bet Cas	2.2680	6600.0	61	49486	No
47	GOM_NL__2PRFIN20110817_033004_000000503105_00334_49486_5006.N1	17-AUG-2011 03:30:04	Bright	50.000	6	13Alp Aur	0.080000	3400.0	100	49486	No
48	GOM_NL__2PRFIN20110817_033302_000000403105_00334_49486_5007.N1	17-AUG-2011 03:33:02	Bright	40.000	107	37The Aur	2.6490	11000.	80	49486	No
49	GOM_NL__2PRFIN20110817_033610_000000553105_00334_49486_5008.N1	17-AUG-2011 03:36:10	Tw_i_and_stray	55.000	28	12Bet Tau	1.6500	15200.	110	49486	No
50	GOM_NL__2PRFIN20110817_033901_000000463105_00334_49486_5009.N1	17-AUG-2011 03:39:01	Tw_i_and_stray	45.500	44	24Gam Gem	1.9280	11000.	91	49486	No
51	GOM_NL__2PRFIN20110817_034235_000000563105_00334_49486_5010.N1	17-AUG-2011 03:42:35	Dark	55.500	14	58Alp Ori	0.87000	3000.0	111	49486	No
52	GOM_NL__2PRFIN20110817_034551_000000513105_00334_49486_5011.N1	17-AUG-2011 03:45:51	Dark	50.500	30	46Eps Ori	1.6940	30000.	101	49486	No
53	GOM_NL__2PRFIN20110817_034717_000000493105_00334_49486_5012.N1	17-AUG-2011 03:47:17	Dark	49.000	125	44lot Ori	2.7700	30000.	98	49486	No
54	GOM_NL__2PRFIN20110817_034855_000000613105_00334_49486_5013.N1	17-AUG-2011 03:48:55	Dark	61.000	7	19Bet Ori	0.10000	14000.	122	49486	No
55	GOM_NL__2PRFIN20110817_035044_000000493105_00334_49486_5014.N1	17-AUG-2011 03:50:44	Dark	48.500	101	11Alp Lep	2.5820	7000.0	97	49486	No
56	GOM_NL__2PRFIN20110817_040445_000000513105_00335_49487_4992.N1	17-AUG-2011 04:04:45	Dark	50.500	157	The1Eri	2.9060	9300.0	101	49487	No
57	GOM_NL__2PRFIN20110817_040838_000000473105_00335_49487_4993.N1	17-AUG-2011 04:08:38	Dark	47.000	9	Alp Eri	0.45300	24000.	94	49487	No
58	GOM_NL__2PRFIN20110817_041424_000000523105_00335_49487_4994.N1	17-AUG-2011 04:14:24	Straylight	52.000	84	Alp Phe	2.3970	4500.0	104	49487	No
59	GOM_NL__2PRFIN20110817_041746_000000423105_00335_49487_4995.N1	17-AUG-2011 04:17:46	Straylight	42.000	31	Alp Gru	1.7340	15200.	84	49487	No
60	GOM_NL__2PRFIN20110817_042143_000000543105_00335_49487_4996.N1	17-AUG-2011 04:21:43	Tw_i_and_stray	53.500	18	24Alp PsA	1.1660	9700.0	107	49487	No
61	GOM_NL__2PRFIN20110817_042713_000000433105_00335_49487_4997.N1	17-AUG-2011 04:27:13	Bright	43.000	142	49Del Cap	2.8500	8900.0	86	49487	No
62	GOM_NL__2PRFIN20110817_043037_000000423105_00335_49487_4998.N1	17-AUG-2011 04:30:37	Bright	42.000	154	22Bet Aqr	2.8990	5700.0	84	49487	No
63	GOM_NL__2PRFIN20110817_043233_000000483105_00335_49487_4999.N1	17-AUG-2011 04:32:33	Bright	47.500	162	34Alp Aqr	2.9440	5350.0	95	49487	No
64	GOM_NL__2PRFIN20110817_043542_000000443105_00335_49487_5000.N1	17-AUG-2011 04:35:42	Bright	44.000	61	8Eps Peg	2.1000	3900.0	88	49487	No
65	GOM_NL__2PRFIN20110817_044212_000000393105_00335_49487_5001.N1	17-AUG-2011 04:42:12	Bright	39.000	92	53Eps Cyg	2.5000	4500.0	78	49487	No
66	GOM_NL__2PRFIN20110817_044350_000000373105_00335_49487_5002.N1	17-AUG-2011 04:43:50	Bright	37.000	66	37Gam Cyg	2.2080	5900.0	74	49487	No
67	GOM_NL__2PRFIN20110817_044524_000000393105_00335_49487_5003.N1	17-AUG-2011 04:45:24	Bright	39.000	19	50Alp Cyg	1.2460	10500.	78	49487	No
68	GOM_NL__2PRFIN20110817_045042_000000393105_00335_49487_5004.N1	17-AUG-2011 04:50:42	Bright	39.000	89	5Alp Cep	2.4510	8000.0	78	49487	No
69	GOM_NL__2PRFIN20110817_045514_000000313105_00335_49487_5005.N1	17-AUG-2011 04:55:14	Tw_i_and_stray	30.500	74	11Bet Cas	2.2680	6600.0	61	49487	No
70	GOM_NL__2PRFIN20110817_051018_000000523105_00335_49487_5006.N1	17-AUG-2011 05:10:18	Bright	51.500	6	13Alp Aur	0.080000	3400.0	103	49487	No
71	GOM_NL__2PRFIN20110817_051316_000000403105_00335_49487_5007.N1	17-AUG-2011 05:13:16	Bright	39.500	107	37The Aur	2.6490	11000.	79	49487	No
72	GOM_NL__2PRFIN20110817_051625_000000553105_00335_49487_5008.N1	17-AUG-2011 05:16:25	Tw_i_and_stray	54.500	28	12Bet Tau	1.6500	15200.	109	49487	No
73	GOM_NL__2PRFIN20110817_051915_000000463105_00335_49487_5009.N1	17-AUG-2011 05:19:15	Tw_i_and_stray	45.500	44	24Gam Gem	1.9280	11000.	91	49487	No
74	GOM_NL__2PRFIN20110817_052250_000000523105_00335_49487_5010.N1	17-AUG-2011 05:22:50	Dark	52.000	14	58Alp Ori	0.87000	3000.0	104	49487	No
75	GOM_NL__2PRFIN20110817_052606_000000493105_00335_49487_5011.N1	17-AUG-2011 05:26:06	Dark	48.500	30	46Eps Ori	1.6940	30000.	97	49487	No
76	GOM_NL__2PRFIN20110817_052732_000000463105_00335_49487_5012.N1	17-AUG-2011 05:27:32	Dark	46.000	125	44lot Ori	2.7700	30000.	92	49487	No
77	GOM_NL__2PRFIN20110817_052910_000000563105_00335_49487_5013.N1	17-AUG-2011 05:29:10	Dark	55.500	7	19Bet Ori	0.10000	14000.	111	49487	No
78	GOM_NL__2PRFIN20110817_053059_000000483105_00335_49487_5014.N1	17-AUG-2011 05:30:59	Dark	47.500	101	11Alp Lep	2.5820	7000.0	95	49487	No
79	GOM_NL__2PRFIN20110817_054501_000000513105_00336_49488_4992.N1	17-AUG-2011 05:45:01	Dark	50.500	157	The1Eri	2.9060	9300.0	101	49488	No
80	GOM_NL__2PRFIN20110817_054852_000000433105_00336_49488_4993.N1	17-AUG-2011 05:48:52	Dark	43.000	9	Alp Eri	0.45300	24000.	86	49488	No
81	GOM_NL__2PRFIN20110817_055439_000000513105_00336_49488_4994.N1	17-AUG-2011 05:54:39	Straylight	51.000	84	Alp Phe	2.3970	4500.0	102	49488	No
82	GOM_NL__2PRFIN20110817_055800_000000453105_00336_49488_4995.N1	17-AUG-2011 05:58:00	Straylight	44.500	31	Alp Gru	1.7340	15200.	89	49488	No
83	GOM_NL__2PRFIN20110817_060157_000000543105_00336_49488_4996.N1	17-AUG-2011 06:01:57	Tw_i_and_stray	53.500	18	24Alp PsA	1.1660	9700.0	107	49488	No
84	GOM_NL__2PRFIN20110817_060727_000000443105_00336_49488_4997.N1	17-AUG-2011 06:07:27	Bright	44.000	142	49Del Cap	2.8500	8900.0	88	49488	No
85	GOM_NL__2PRFIN20110817_061051_000000423105_00336_49488_4998.N1	17-AUG-2011 06:10:51	Bright	42.000	154	22Bet Aqr	2.8990	5700.0	84	49488	No
86	GOM_NL__2PRFIN20110817_061247_000000483105_00336_49488_4999.N1	17-AUG-2011 06:12:47	Bright	47.500	162	34Alp Aqr	2.9440	5350.0	95	49488	No
87	GOM_NL__2PRFIN20110817_061555_000000463105_00336_49488_5000.N1	17-AUG-2011 06:15:55	Bright	46.000	61	8Eps Peg	2.1000	3900.0	92	49488	No
88	GOM_NL__2PRFIN20110817_062226_000000403105_00336_49488_5001.N1	17-AUG-2011 06:22:26	Bright	39.500	92	53Eps Cyg	2.5000	4500.0	79	49488	No
89	GOM_NL__2PRFIN20110817_062404_000000373105_00336_49488_5002.N1	17-AUG-2011 06:24:04	Bright	37.000	66	37Gam Cyg	2.2080	5900.0	74	49488	No
90	GOM_NL__2PRFIN20110817_062538_000000393105_00336_49488_5003.N1	17-AUG-2011 06:25:38	Bright	38.500	19	50Alp Cyg	1.2460	10500.	77	49488	No
91	GOM_NL__2PRFIN20110817_063056_000000393105_00336_49488_5004.N1	17-AUG-2011 06:30:56	Bright	38.500	89	5Alp Cep	2.4510	8000.0	77	49488	No
92	GOM_NL__2PRFIN20110817_063527_000000333105_00336_49488_5005.N1	17-AUG-2011 06:35:27	Tw_i_and_stray	32.500	74	11Bet Cas	2.2680	6600.0	65	49488	No
93	GOM_NL__2PRFIN20110817_065032_000000483105_00336_49488_5006.N1	17-AUG-2011 06:50:32	Bright	47.500	6	13Alp Aur	0.080000	3400.0	95	49488	No
94	GOM_NL__2PRFIN20110817_065330_000000593105_00336_49488_5007.N1	17-AUG-2011 06:53:30	Bright	59.000	107	37The Aur	2.6490	11000.	118	49488	No
95	GOM_NL__2PRFIN20110817_065639_000000553105_00336_49488_5008.N1	17-AUG-2011 06:56:39	Tw_i_and_stray	55.000	28	12Bet Tau	1.6500	15200.	110	49488	No
96	GOM_NL__2PRFIN20110817_065930_000000453105_00336_49488_5009.N1	17-AUG-2011 06:59:30	Tw_i_and_stray	44.500	44	24Gam Gem	1.9280	11000.	89	49488	No
97	GOM_NL__2PRFIN20110817_070305_000000533105_00336_49488_5010.N1	17-AUG-2011 07:03:05	Dark	52.500	14	58Alp Ori	0.87000	3000.0	105	49488	No
98	GOM_NL__2PRFIN20110817_070621_000000513105_00336_49488_5011.N1	17-AUG-2011 07:06:21	Dark	50.500	30	46Eps Ori	1.6940	30000.	101	49488	No
99	GOM_NL__2PRFIN20110817_070747_000000473105_00336_49488_5012.N1	17-AUG-2011 07:07:47	Dark	47.000	125	44lot Ori	2.7700	30000.	94	49488	No
100	GOM_NL__2PRFIN20110817_070925_000000693105_00336_49488_5013.N1	17-AUG-2011 07:09:25	Dark	69.000	7	19Bet Ori	0.10000	14000.	138	49488	No
101	GOM_NL__2PRFIN20110817_071114_000000493105_00336_49488_5014.N1	17-AUG-2011 07:11:14	Dark	48.500	101	11Alp Lep	2.5820	7000.0	97	49488	No

102	GOM_NL__2PRFIN20110817_072516_000000513105_00337_49489_4992.N1	17-AUG-2011 07:25:16	Dark	50.500	157	The1Eri	2.9060	9300.0	101	49489	No
103	GOM_NL__2PRFIN20110817_072907_000000453105_00337_49489_4993.N1	17-AUG-2011 07:29:07	Dark	44.500	9	Alp Eri	0.45300	24000.	89	49489	No
104	GOM_NL__2PRFIN20110817_073454_000000513105_00337_49489_4994.N1	17-AUG-2011 07:34:54	Straylight	51.000	84	Alp Phe	2.3970	4500.0	102	49489	No
105	GOM_NL__2PRFIN20110817_073815_000000443105_00337_49489_4995.N1	17-AUG-2011 07:38:15	Straylight	43.500	31	Alp Gru	1.7340	15200.	87	49489	No
106	GOM_NL__2PRFIN20110817_074211_000000573105_00337_49489_4996.N1	17-AUG-2011 07:42:11	Tw_i_and_stray	56.500	18	24Alp PsA	1.1660	9700.0	113	49489	No
107	GOM_NL__2PRFIN20110817_074741_000000523105_00337_49489_4997.N1	17-AUG-2011 07:47:41	Bright	51.500	142	49Del Cap	2.8500	8900.0	103	49489	No
108	GOM_NL__2PRFIN20110817_075105_000000423105_00337_49489_4998.N1	17-AUG-2011 07:51:05	Bright	41.500	154	22Bet Aqr	2.8990	5700.0	83	49489	No
109	GOM_NL__2PRFIN20110817_075301_000000483105_00337_49489_4999.N1	17-AUG-2011 07:53:01	Bright	48.000	162	34Alp Aqr	2.9440	5350.0	96	49489	No
110	GOM_NL__2PRFIN20110817_075609_000000463105_00337_49489_5000.N1	17-AUG-2011 07:56:09	Bright	45.500	61	8Eps Peg	2.1000	3900.0	91	49489	No
111	GOM_NL__2PRFIN20110817_080240_000000363105_00337_49489_5001.N1	17-AUG-2011 08:02:40	Bright	36.000	92	53Eps Cyg	2.5000	4500.0	72	49489	No
112	GOM_NL__2PRFIN20110817_080418_000000373105_00337_49489_5002.N1	17-AUG-2011 08:04:18	Bright	36.500	66	37Gam Cyg	2.2080	5900.0	73	49489	No
113	GOM_NL__2PRFIN20110817_080552_000000553105_00337_49489_5003.N1	17-AUG-2011 08:05:52	Bright	55.000	19	50Alp Cyg	1.2460	10500.	110	49489	No
114	GOM_NL__2PRFIN20110817_081110_000000393105_00337_49489_5004.N1	17-AUG-2011 08:11:10	Bright	38.500	89	5Alp Cep	2.4510	8000.0	77	49489	No
115	GOM_NL__2PRFIN20110817_081541_000000333105_00337_49489_5005.N1	17-AUG-2011 08:15:41	Tw_i_and_stray	33.000	74	11Bet Cas	2.2680	6600.0	66	49489	No
116	GOM_NL__2PRFIN20110817_083046_000000513105_00337_49489_5006.N1	17-AUG-2011 08:30:46	Bright	50.500	6	13Alp Aur	0.080000	3400.0	101	49489	No
117	GOM_NL__2PRFIN20110817_083344_000000413105_00337_49489_5007.N1	17-AUG-2011 08:33:44	Bright	40.500	107	37The Aur	2.6490	11000.	81	49489	No
118	GOM_NL__2PRFIN20110817_083653_000000553105_00337_49489_5008.N1	17-AUG-2011 08:36:53	Tw_i_and_stray	55.000	28	12Bet Tau	1.6500	15200.	110	49489	No
119	GOM_NL__2PRFIN20110817_083944_000000433105_00337_49489_5009.N1	17-AUG-2011 08:39:44	Tw_i_and_stray	42.500	44	24Gam Gem	1.9280	11000.	85	49489	No
120	GOM_NL__2PRFIN20110817_084319_000000613105_00337_49489_5010.N1	17-AUG-2011 08:43:19	Dark	61.000	14	58Alp Ori	0.87000	3000.0	122	49489	No
121	GOM_NL__2PRFIN20110817_084635_000000513105_00337_49489_5011.N1	17-AUG-2011 08:46:35	Dark	50.500	30	46Eps Ori	1.6940	30000.	101	49489	No
122	GOM_NL__2PRFIN20110817_084801_000000463105_00337_49489_5012.N1	17-AUG-2011 08:48:01	Dark	46.000	125	44Iot Ori	2.7700	30000.	92	49489	No
123	GOM_NL__2PRFIN20110817_084940_000000593105_00337_49489_5013.N1	17-AUG-2011 08:49:40	Dark	59.000	7	19Bet Ori	0.10000	14000.	118	49489	No
124	GOM_NL__2PRFIN20110817_085128_000000473105_00337_49489_5014.N1	17-AUG-2011 08:51:28	Dark	47.000	101	11Alp Lep	2.5820	7000.0	94	49489	No
125	GOM_NL__2PRFIN20110817_090531_000000533105_00338_49490_4992.N1	17-AUG-2011 09:05:31	Dark	52.500	157	The1Eri	2.9060	9300.0	105	49490	No
126	GOM_NL__2PRFIN20110817_090922_000000443105_00338_49490_4993.N1	17-AUG-2011 09:09:22	Dark	43.500	9	Alp Eri	0.45300	24000.	87	49490	No
127	GOM_NL__2PRFIN20110817_091509_000000553105_00338_49490_4994.N1	17-AUG-2011 09:15:09	Straylight	55.000	84	Alp Phe	2.3970	4500.0	110	49490	No
128	GOM_NL__2PRFIN20110817_091829_000000423105_00338_49490_4995.N1	17-AUG-2011 09:18:29	Straylight	41.500	31	Alp Gru	1.7340	15200.	83	49490	No
129	GOM_NL__2PRFIN20110817_092226_000000553105_00338_49490_4996.N1	17-AUG-2011 09:22:26	Tw_i_and_stray	54.500	18	24Alp PsA	1.1660	9700.0	109	49490	No
130	GOM_NL__2PRFIN20110817_092756_000000433105_00338_49490_4997.N1	17-AUG-2011 09:27:56	Bright	43.000	142	49Del Cap	2.8500	8900.0	86	49490	No
131	GOM_NL__2PRFIN20110817_093119_000000433105_00338_49490_4998.N1	17-AUG-2011 09:31:19	Bright	42.500	154	22Bet Aqr	2.8990	5700.0	85	49490	No
132	GOM_NL__2PRFIN20110817_093314_000000473105_00338_49490_4999.N1	17-AUG-2011 09:33:14	Bright	47.000	162	34Alp Aqr	2.9440	5350.0	94	49490	No
133	GOM_NL__2PRFIN20110817_093623_000000433105_00338_49490_5000.N1	17-AUG-2011 09:36:23	Bright	43.000	61	8Eps Peg	2.1000	3900.0	86	49490	No
134	GOM_NL__2PRFIN20110817_094254_000000403105_00338_49490_5001.N1	17-AUG-2011 09:42:54	Bright	39.500	92	53Eps Cyg	2.5000	4500.0	79	49490	No
135	GOM_NL__2PRFIN20110817_094432_000000383105_00338_49490_5002.N1	17-AUG-2011 09:44:32	Bright	37.500	66	37Gam Cyg	2.2080	5900.0	75	49490	No
136	GOM_NL__2PRFIN20110817_094606_000000403105_00338_49490_5003.N1	17-AUG-2011 09:46:06	Bright	39.500	19	50Alp Cyg	1.2460	10500.	79	49490	No
137	GOM_NL__2PRFIN20110817_095123_000000393105_00338_49490_5004.N1	17-AUG-2011 09:51:23	Bright	39.000	89	5Alp Cep	2.4510	8000.0	78	49490	No
138	GOM_NL__2PRFIN20110817_095554_000000353105_00338_49490_5005.N1	17-AUG-2011 09:55:54	Bright	35.000	74	11Bet Cas	2.2680	6600.0	70	49490	No
139	GOM_NL__2PRFIN20110817_101100_000000493105_00338_49490_5006.N1	17-AUG-2011 10:11:00	Bright	49.000	6	13Alp Aur	0.080000	3400.0	98	49490	No
140	GOM_NL__2PRFIN20110817_101358_000000483105_00338_49490_5007.N1	17-AUG-2011 10:13:58	Bright	47.500	107	37The Aur	2.6490	11000.	95	49490	No
141	GOM_NL__2PRFIN20110817_101707_000000543105_00338_49490_5008.N1	17-AUG-2011 10:17:07	Tw_i_and_stray	54.000	28	12Bet Tau	1.6500	15200.	108	49490	No
142	GOM_NL__2PRFIN20110817_101958_000000433105_00338_49490_5009.N1	17-AUG-2011 10:19:58	Tw_i_and_stray	42.500	44	24Gam Gem	1.9280	11000.	85	49490	No
143	GOM_NL__2PRFIN20110817_102333_000000623105_00338_49490_5010.N1	17-AUG-2011 10:23:33	Dark	62.000	14	58Alp Ori	0.87000	3000.0	124	49490	No
144	GOM_NL__2PRFIN20110817_102650_000000503105_00338_49490_5011.N1	17-AUG-2011 10:26:50	Dark	49.500	30	46Eps Ori	1.6940	30000.	99	49490	No
145	GOM_NL__2PRFIN20110817_102816_000000463105_00338_49490_5012.N1	17-AUG-2011 10:28:16	Dark	46.000	125	44Iot Ori	2.7700	30000.	92	49490	No
146	GOM_NL__2PRFIN20110817_102955_000000573105_00338_49490_5013.N1	17-AUG-2011 10:29:55	Dark	57.000	7	19Bet Ori	0.10000	14000.	114	49490	No
147	GOM_NL__2PRFIN20110817_103143_000000453105_00338_49490_5014.N1	17-AUG-2011 10:31:43	Dark	45.000	101	11Alp Lep	2.5820	7000.0	90	49490	No
148	GOM_NL__2PRFIN20110817_104546_000000513105_00339_49491_4992.N1	17-AUG-2011 10:45:46	Dark	51.000	157	The1Eri	2.9060	9300.0	102	49491	No
149	GOM_NL__2PRFIN20110817_104937_000000443105_00339_49491_4993.N1	17-AUG-2011 10:49:37	Dark	43.500	9	Alp Eri	0.45300	24000.	87	49491	No
150	GOM_NL__2PRFIN20110817_105523_000000533105_00339_49491_4994.N1	17-AUG-2011 10:55:23	Straylight	53.000	84	Alp Phe	2.3970	4500.0	106	49491	No
151	GOM_NL__2PRFIN20110817_105843_000000433105_00339_49491_4995.N1	17-AUG-2011 10:58:43	Straylight	42.500	31	Alp Gru	1.7340	15200.	85	49491	No
152	GOM_NL__2PRFIN20110817_110240_000000553105_00339_49491_4996.N1	17-AUG-2011 11:02:40	Tw_i_and_stray	54.500	18	24Alp PsA	1.1660	9700.0	109	49491	No
153	GOM_NL__2PRFIN20110817_110810_000000423105_00339_49491_4997.N1	17-AUG-2011 11:08:10	Bright	41.500	142	49Del Cap	2.8500	8900.0	83	49491	No
154	GOM_NL__2PRFIN20110817_111133_000000423105_00339_49491_4998.N1	17-AUG-2011 11:11:33	Bright	42.000	154	22Bet Aqr	2.8990	5700.0	84	49491	No
155	GOM_NL__2PRFIN20110817_111328_000000473105_00339_49491_4999.N1	17-AUG-2011 11:13:28	Bright	46.500	162	34Alp Aqr	2.9440	5350.0	93	49491	No
156	GOM_NL__2PRFIN20110817_111636_000000423105_00339_49491_5000.N1	17-AUG-2011 11:16:36	Bright	42.000	61	8Eps Peg	2.1000	3900.0	84	49491	No
157	GOM_NL__2PRFIN20110817_112308_000000403105_00339_49491_5001.N1	17-AUG-2011 11:23:08	Bright	39.500	92	53Eps Cyg	2.5000	4500.0	79	49491	No
158	GOM_NL__2PRFIN20110817_112446_000000383105_00339_49491_5002.N1	17-AUG-2011 11:24:46	Bright	38.000	66	37Gam Cyg	2.2080	5900.0	76	49491	No
159	GOM_NL__2PRFIN20110817_112619_000000403105_00339_49491_5003.N1	17-AUG-2011 11:26:19	Bright	39.500	19	50Alp Cyg	1.2460	10500.	79	49491	No
160	GOM_NL__2PRFIN20110817_113137_000000393105_00339_49491_5004.N1	17-AUG-2011 11:31:37	Bright	38.500	89	5Alp Cep	2.4510	8000.0	77	49491	No

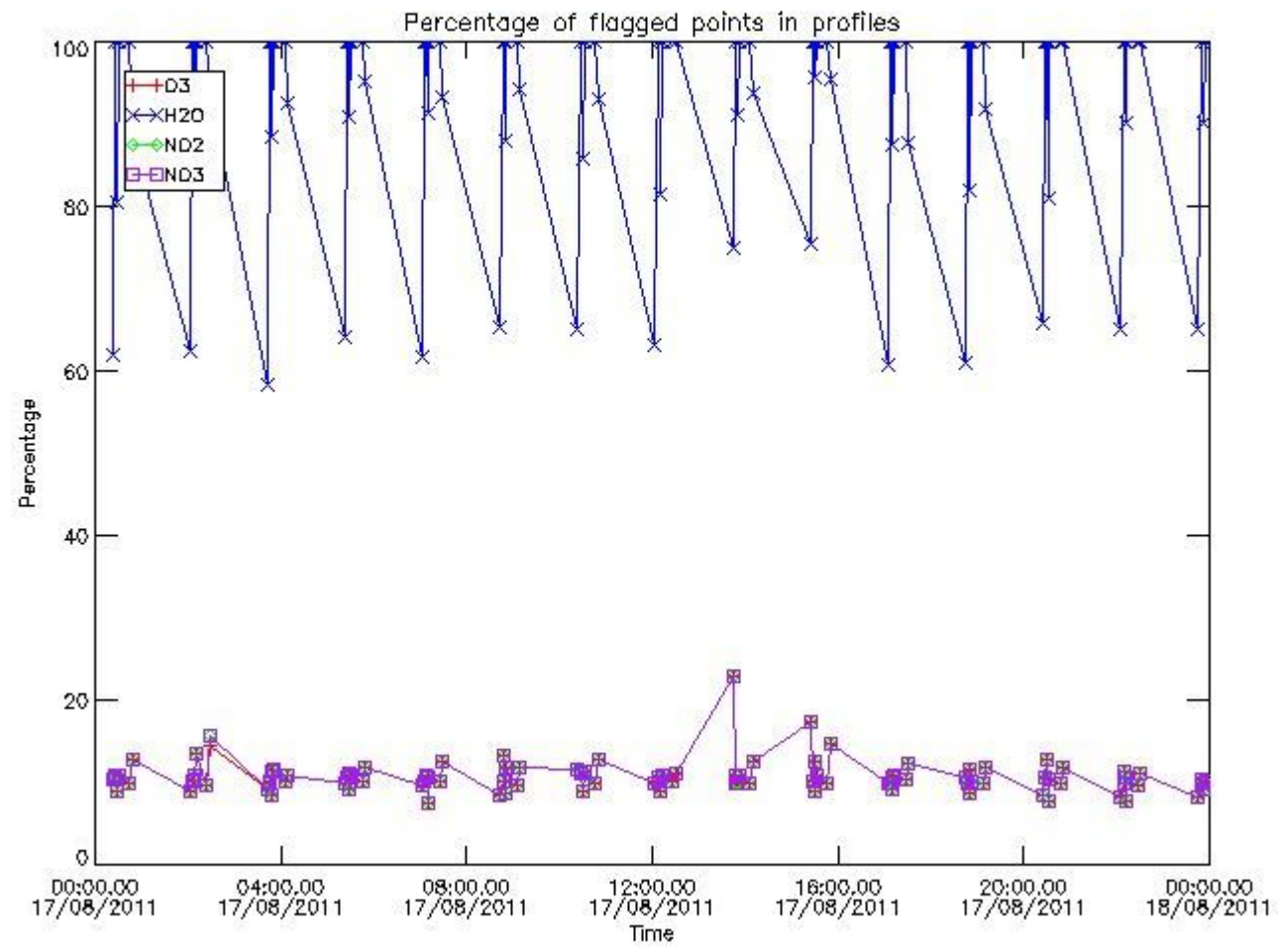
279	GOM_NL__2PRFIN20110817_201832_000000543105_00344_49496_5028.N1	17-AUG-2011 20:18:32	Twilight	54.000	28	12Bet Tau	1.6500	15200.	108	49496	No
280	GOM_NL__2PRFIN20110817_202123_000000393105_00344_49496_5029.N1	17-AUG-2011 20:21:23	Twilight	39.000	44	24Gam Gem	1.9280	11000.	78	49496	No
281	GOM_NL__2PRFIN20110817_202500_000000613105_00344_49496_5030.N1	17-AUG-2011 20:25:00	Dark	60.500	14	58Alp Ori	0.87000	3000.0	121	49496	No
282	GOM_NL__2PRFIN20110817_202818_000000533105_00344_49496_5031.N1	17-AUG-2011 20:28:18	Dark	53.000	30	46Eps Ori	1.6940	30000.	106	49496	No
283	GOM_NL__2PRFIN20110817_202944_000000483105_00344_49496_5032.N1	17-AUG-2011 20:29:44	Dark	47.500	125	44Iot Ori	2.7700	30000.	95	49496	No
284	GOM_NL__2PRFIN20110817_203124_000000663105_00344_49496_5033.N1	17-AUG-2011 20:31:24	Dark	66.000	7	19Bet Ori	0.10000	14000.	132	49496	No
285	GOM_NL__2PRFIN20110817_203311_000000493105_00344_49496_5034.N1	17-AUG-2011 20:33:11	Dark	49.000	101	11Alp Lep	2.5820	7000.0	98	49496	No
286	GOM_NL__2PRFIN20110817_204717_000000523105_00345_49497_5012.N1	17-AUG-2011 20:47:17	Dark	51.500	157	The1Eri	2.9060	9300.0	103	49497	No
287	GOM_NL__2PRFIN20110817_205104_000000443105_00345_49497_5013.N1	17-AUG-2011 20:51:04	Dark	43.500	9	Alp Eri	0.45300	24000.	87	49497	No
288	GOM_NL__2PRFIN20110817_205652_000000513105_00345_49497_5014.N1	17-AUG-2011 20:56:52	Straylight	50.500	84	Alp Phe	2.3970	4500.0	101	49497	No
289	GOM_NL__2PRFIN20110817_210009_000000463105_00345_49497_5015.N1	17-AUG-2011 21:00:09	Straylight	45.500	31	Alp Gru	1.7340	15200.	91	49497	No
290	GOM_NL__2PRFIN20110817_210406_000000523105_00345_49497_5016.N1	17-AUG-2011 21:04:06	Twilight	51.500	18	24Alp PsA	1.1660	9700.0	103	49497	No
291	GOM_NL__2PRFIN20110817_210934_000000433105_00345_49497_5017.N1	17-AUG-2011 21:09:34	Bright	43.000	142	49Del Cap	2.8500	8900.0	86	49497	No
292	GOM_NL__2PRFIN20110817_211257_000000423105_00345_49497_5018.N1	17-AUG-2011 21:12:57	Bright	41.500	154	22Bet Aqr	2.8990	5700.0	83	49497	No
293	GOM_NL__2PRFIN20110817_211451_000000473105_00345_49497_5019.N1	17-AUG-2011 21:14:51	Bright	47.000	162	34Alp Aqr	2.9440	5350.0	94	49497	No
294	GOM_NL__2PRFIN20110817_211759_000000453105_00345_49497_5020.N1	17-AUG-2011 21:17:59	Bright	45.000	61	8Eps Peg	2.1000	3900.0	90	49497	No
295	GOM_NL__2PRFIN20110817_212431_000000363105_00345_49497_5021.N1	17-AUG-2011 21:24:31	Bright	36.000	92	53Eps Cyg	2.5000	4500.0	72	49497	No
296	GOM_NL__2PRFIN20110817_212609_000000363105_00345_49497_5022.N1	17-AUG-2011 21:26:09	Bright	36.000	66	37Gam Cyg	2.2080	5900.0	72	49497	No
297	GOM_NL__2PRFIN20110817_212742_000000353105_00345_49497_5023.N1	17-AUG-2011 21:27:42	Bright	35.000	19	50Alp Cyg	1.2460	10500.	70	49497	No
298	GOM_NL__2PRFIN20110817_213259_000000393105_00345_49497_5024.N1	17-AUG-2011 21:32:59	Bright	38.500	89	5Alp Cep	2.4510	8000.0	77	49497	No
299	GOM_NL__2PRFIN20110817_213726_000000423105_00345_49497_5025.N1	17-AUG-2011 21:37:26	Bright	42.000	74	11Bet Cas	2.2680	6600.0	84	49497	No
300	GOM_NL__2PRFIN20110817_215237_000000493105_00345_49497_5026.N1	17-AUG-2011 21:52:37	Bright	48.500	6	13Alp Aur	0.080000	3400.0	97	49497	No
301	GOM_NL__2PRFIN20110817_215537_000000413105_00345_49497_5027.N1	17-AUG-2011 21:55:37	Bright	40.500	107	37The Aur	2.6490	11000.	81	49497	No
302	GOM_NL__2PRFIN20110817_215846_000000563105_00345_49497_5028.N1	17-AUG-2011 21:58:46	Twilight	55.500	28	12Bet Tau	1.6500	15200.	111	49497	No
303	GOM_NL__2PRFIN20110817_220138_000000453105_00345_49497_5029.N1	17-AUG-2011 22:01:38	Twilight	45.000	44	24Gam Gem	1.9280	11000.	90	49497	No
304	GOM_NL__2PRFIN20110817_220514_000000623105_00345_49497_5030.N1	17-AUG-2011 22:05:14	Dark	62.000	14	58Alp Ori	0.87000	3000.0	124	49497	No
305	GOM_NL__2PRFIN20110817_220832_000000513105_00345_49497_5031.N1	17-AUG-2011 22:08:32	Dark	51.000	30	46Eps Ori	1.6940	30000.	102	49497	No
306	GOM_NL__2PRFIN20110817_220959_000000453105_00345_49497_5032.N1	17-AUG-2011 22:09:59	Dark	45.000	125	44Iot Ori	2.7700	30000.	90	49497	No
307	GOM_NL__2PRFIN20110817_221139_000000663105_00345_49497_5033.N1	17-AUG-2011 22:11:39	Dark	65.500	7	19Bet Ori	0.10000	14000.	131	49497	No
308	GOM_NL__2PRFIN20110817_221326_000000483105_00345_49497_5034.N1	17-AUG-2011 22:13:26	Dark	48.000	101	11Alp Lep	2.5820	7000.0	96	49497	No
309	GOM_NL__2PRFIN20110817_222732_000000533105_00346_49498_4976.N1	17-AUG-2011 22:27:32	Dark	52.500	157	The1Eri	2.9060	9300.0	105	49498	No
310	GOM_NL__2PRFIN20110817_223119_000000463105_00346_49498_4977.N1	17-AUG-2011 22:31:19	Dark	46.000	9	Alp Eri	0.45300	24000.	92	49498	No
311	GOM_NL__2PRFIN20110817_223707_000000523105_00346_49498_4978.N1	17-AUG-2011 22:37:07	Straylight	52.000	84	Alp Phe	2.3970	4500.0	104	49498	No
312	GOM_NL__2PRFIN20110817_224023_000000423105_00346_49498_4979.N1	17-AUG-2011 22:40:23	Straylight	41.500	31	Alp Gru	1.7340	15200.	83	49498	No
313	GOM_NL__2PRFIN20110817_224421_000000533105_00346_49498_4980.N1	17-AUG-2011 22:44:21	Twilight	53.000	18	24Alp PsA	1.1660	9700.0	106	49498	No
314	GOM_NL__2PRFIN20110817_224948_000000433105_00346_49498_4981.N1	17-AUG-2011 22:49:48	Bright	42.500	142	49Del Cap	2.8500	8900.0	85	49498	No
315	GOM_NL__2PRFIN20110817_225311_000000413105_00346_49498_4982.N1	17-AUG-2011 22:53:11	Bright	40.500	154	22Bet Aqr	2.8990	5700.0	81	49498	No
316	GOM_NL__2PRFIN20110817_225505_000000463105_00346_49498_4983.N1	17-AUG-2011 22:55:05	Bright	46.000	162	34Alp Aqr	2.9440	5350.0	92	49498	No
317	GOM_NL__2PRFIN20110817_225813_000000433105_00346_49498_4984.N1	17-AUG-2011 22:58:13	Bright	43.000	61	8Eps Peg	2.1000	3900.0	86	49498	No
318	GOM_NL__2PRFIN20110817_230445_000000373105_00346_49498_4985.N1	17-AUG-2011 23:04:45	Bright	37.000	92	53Eps Cyg	2.5000	4500.0	74	49498	No
319	GOM_NL__2PRFIN20110817_230623_000000383105_00346_49498_4986.N1	17-AUG-2011 23:06:23	Bright	37.500	66	37Gam Cyg	2.2080	5900.0	75	49498	No
320	GOM_NL__2PRFIN20110817_230756_000000363105_00346_49498_4987.N1	17-AUG-2011 23:07:56	Bright	35.500	19	50Alp Cyg	1.2460	10500.	71	49498	No
321	GOM_NL__2PRFIN20110817_231313_000000393105_00346_49498_4988.N1	17-AUG-2011 23:13:13	Bright	39.000	89	5Alp Cep	2.4510	8000.0	78	49498	No
322	GOM_NL__2PRFIN20110817_231740_000000443105_00346_49498_4989.N1	17-AUG-2011 23:17:40	Bright	44.000	74	11Bet Cas	2.2680	6600.0	88	49498	No
323	GOM_NL__2PRFIN20110817_233251_000000513105_00346_49498_4990.N1	17-AUG-2011 23:32:51	Bright	51.000	6	13Alp Aur	0.080000	3400.0	102	49498	No
324	GOM_NL__2PRFIN20110817_233551_000000413105_00346_49498_4991.N1	17-AUG-2011 23:35:51	Bright	40.500	107	37The Aur	2.6490	11000.	81	49498	No
325	GOM_NL__2PRFIN20110817_233901_000000513105_00346_49498_4992.N1	17-AUG-2011 23:39:01	Twilight	51.000	28	12Bet Tau	1.6500	15200.	102	49498	No
326	GOM_NL__2PRFIN20110817_234152_000000453105_00346_49498_4993.N1	17-AUG-2011 23:41:52	Twilight	44.500	44	24Gam Gem	1.9280	11000.	89	49498	No
327	GOM_NL__2PRFIN20110817_234529_000000623105_00346_49498_4994.N1	17-AUG-2011 23:45:29	Dark	62.000	14	58Alp Ori	0.87000	3000.0	124	49498	No
328	GOM_NL__2PRFIN20110817_234847_000000523105_00346_49498_4995.N1	17-AUG-2011 23:48:47	Dark	52.000	30	46Eps Ori	1.6940	30000.	104	49498	No
329	GOM_NL__2PRFIN20110817_235013_000000503105_00346_49498_4996.N1	17-AUG-2011 23:50:13	Dark	49.500	125	44Iot Ori	2.7700	30000.	99	49498	No
330	GOM_NL__2PRFIN20110817_235153_000000563105_00346_49498_4997.N1	17-AUG-2011 23:51:53	Dark	55.500	7	19Bet Ori	0.10000	14000.	111	49498	No
331	GOM_NL__2PRFIN20110817_235340_000000513105_00346_49498_4998.N1	17-AUG-2011 23:53:40	Dark	50.500	101	11Alp Lep	2.5820	7000.0	101	49498	No

3. Quality information per product

In this section it is plotted some information contained in the Quality Summary data set of the level 2 products. Only products in dark limb conditions and without errors (error flag in

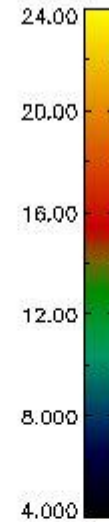
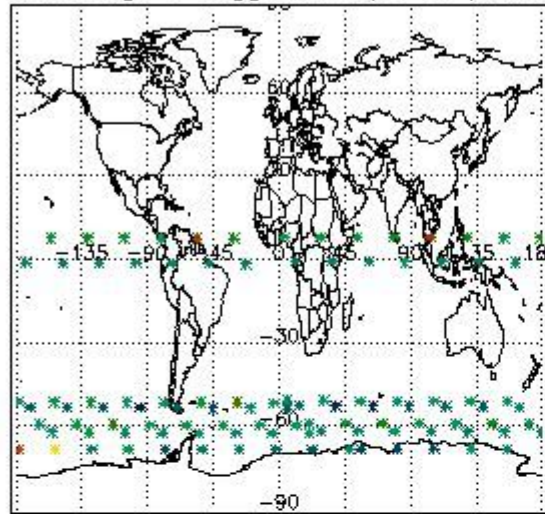
the MPH set to "0") are used.

3.1 Plot quality information per product (time dependant)

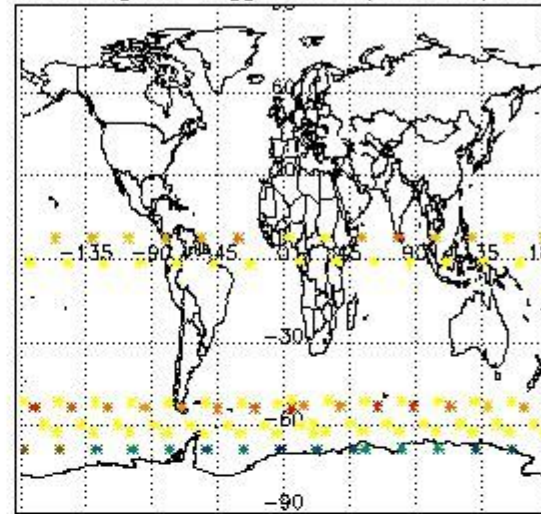


3.2 Plot quality information per product (world map)

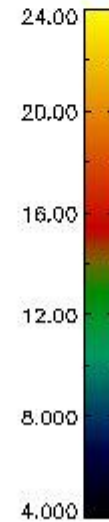
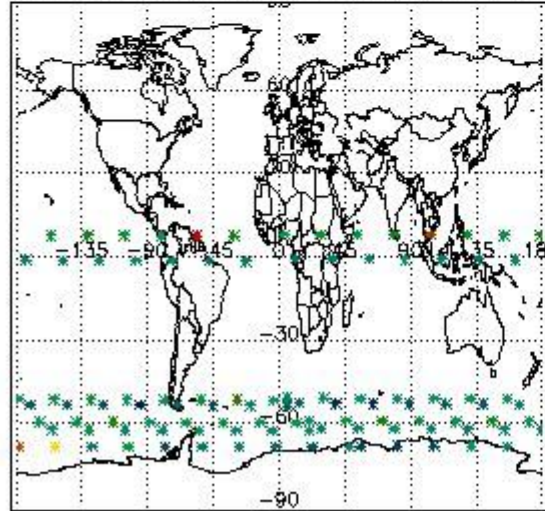
Percentage of flagged data per O3 profile



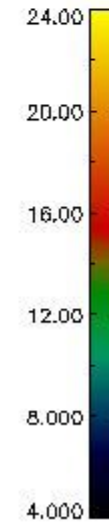
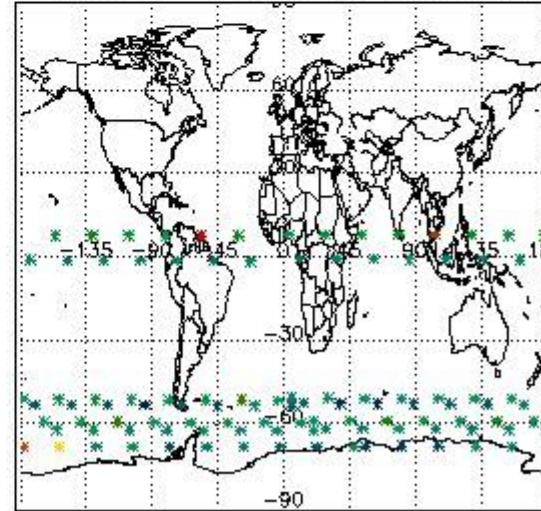
Percentage of flagged data per H2O profile



Percentage of flagged data per NO2 profile



Percentage of flagged data per NO3 profile

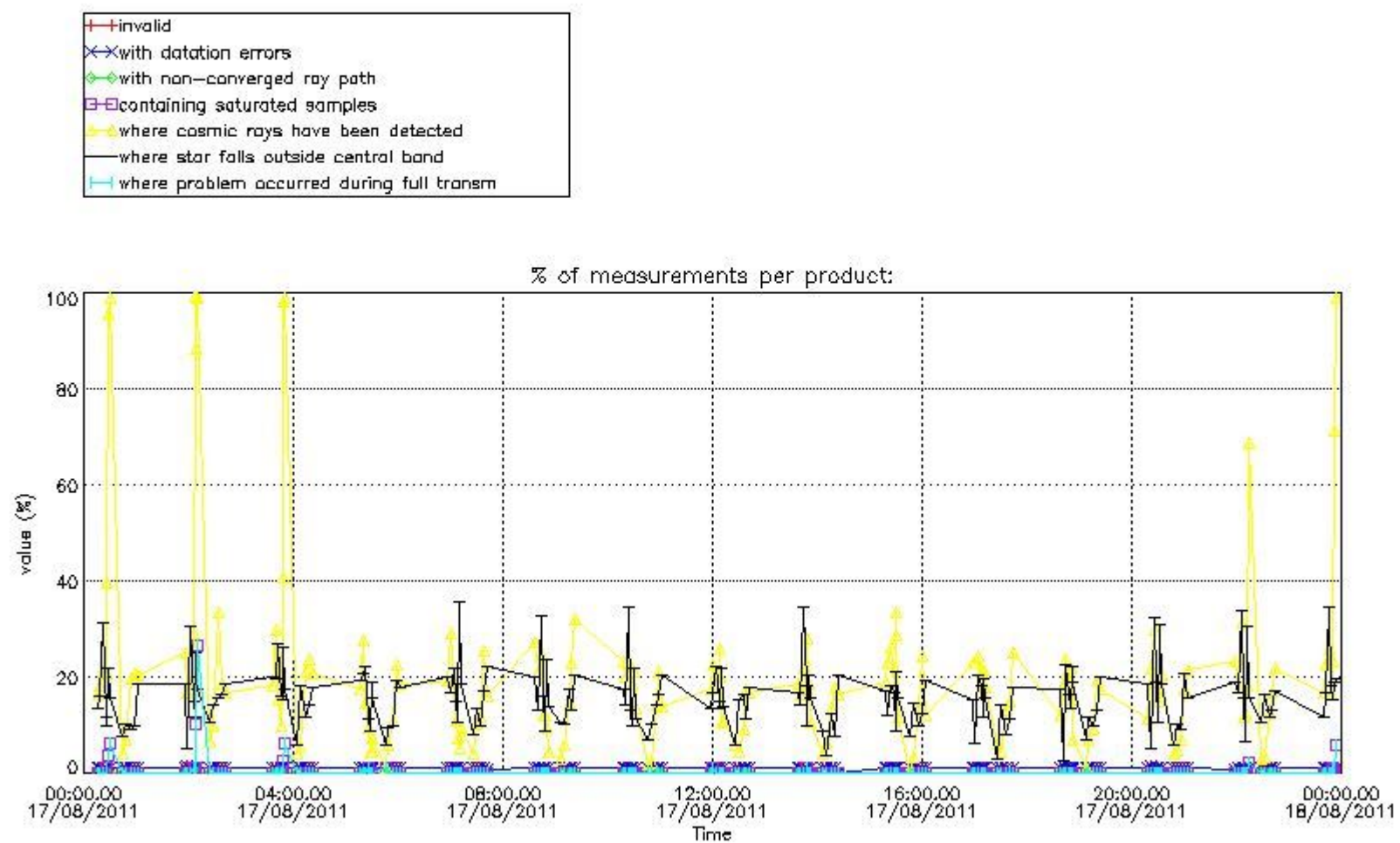


4. Level 1 quality information per product

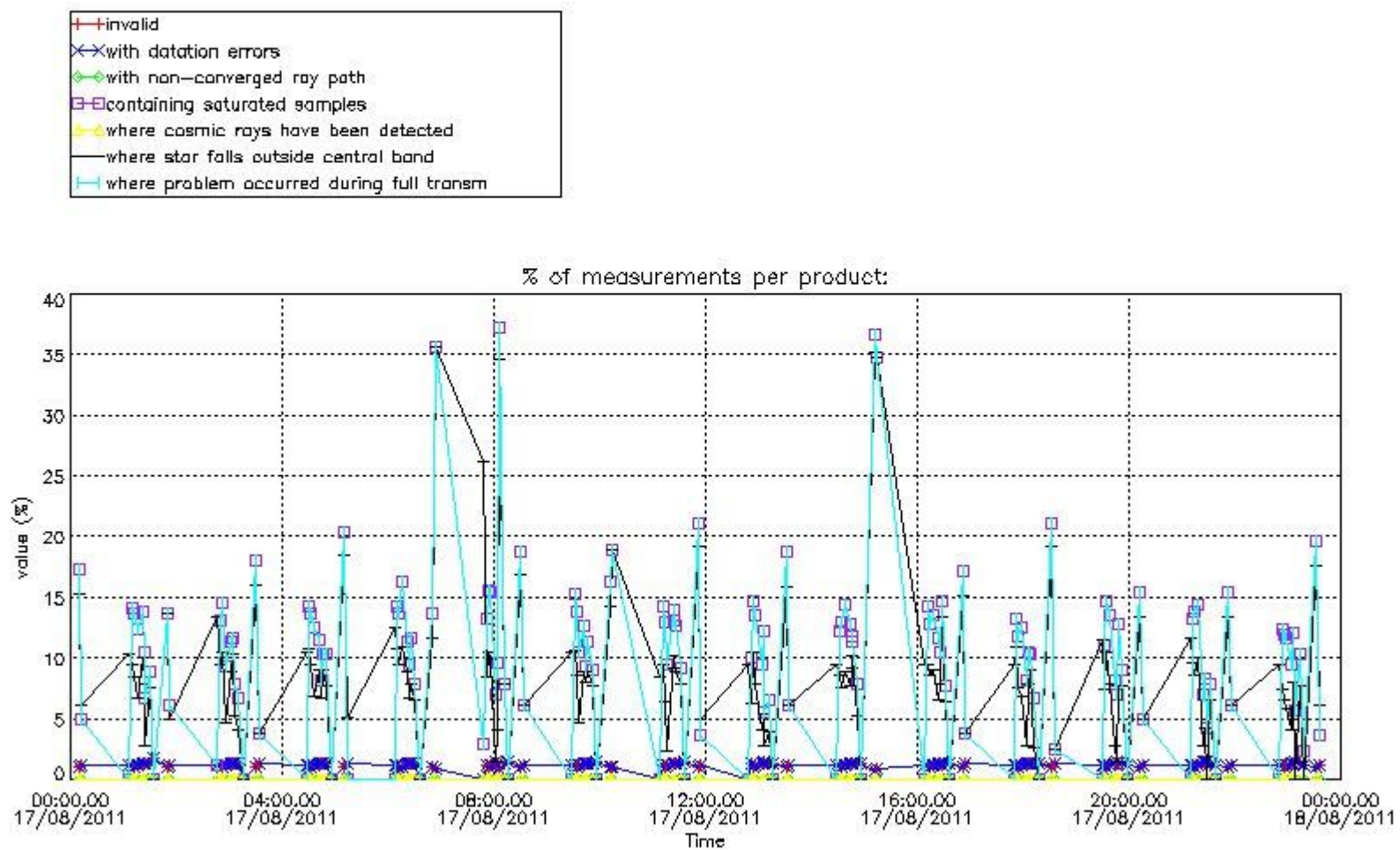
In this section it is plotted some information contained in the Quality Summary data set of the level 2 products that comes from the level 1b processing. Products without errors (error flag in the MPH set to "0") are used.

4.1 Plot quality information per product (time dependant) coming from level 1b processing

4.1.1 Plot level 1 quality information per product (time dependant): ENVISAT ASCENDING passes

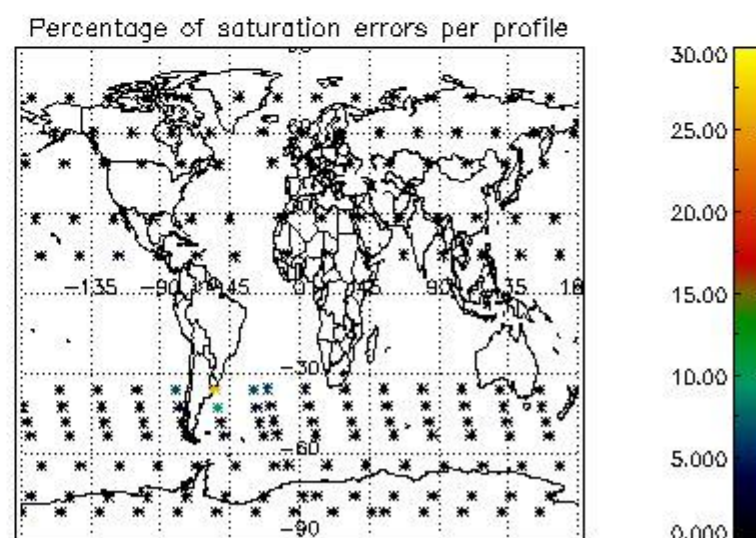
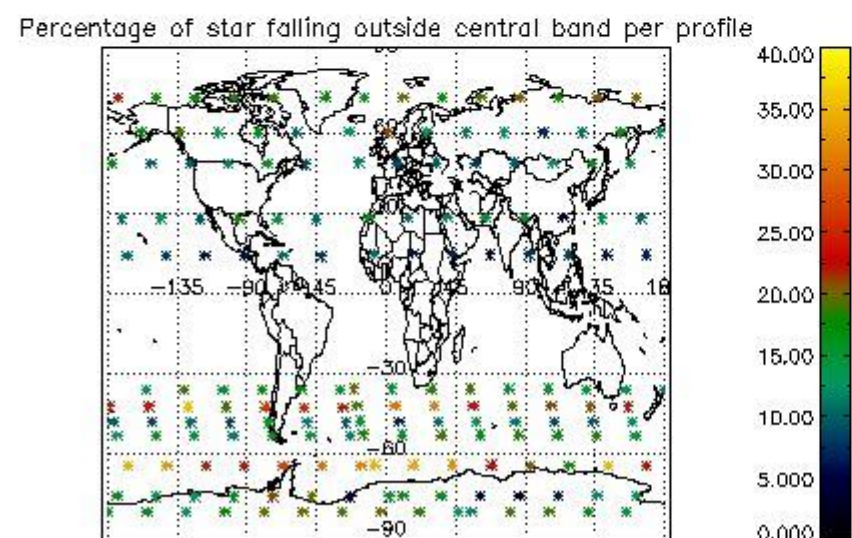
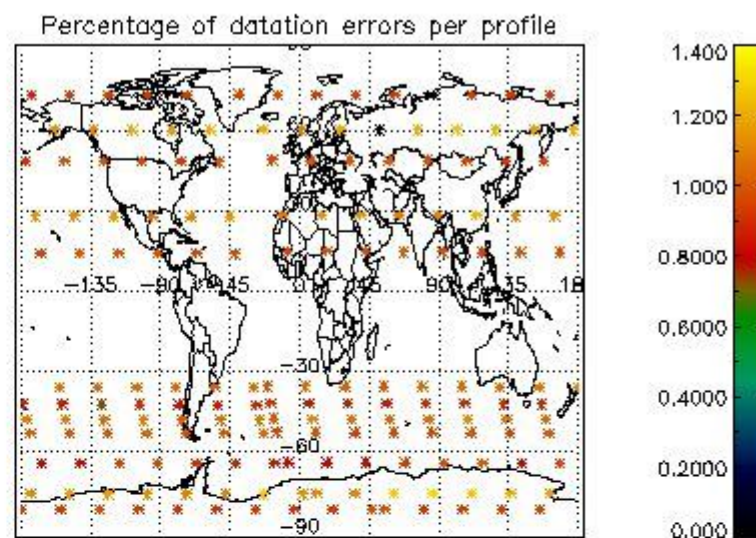
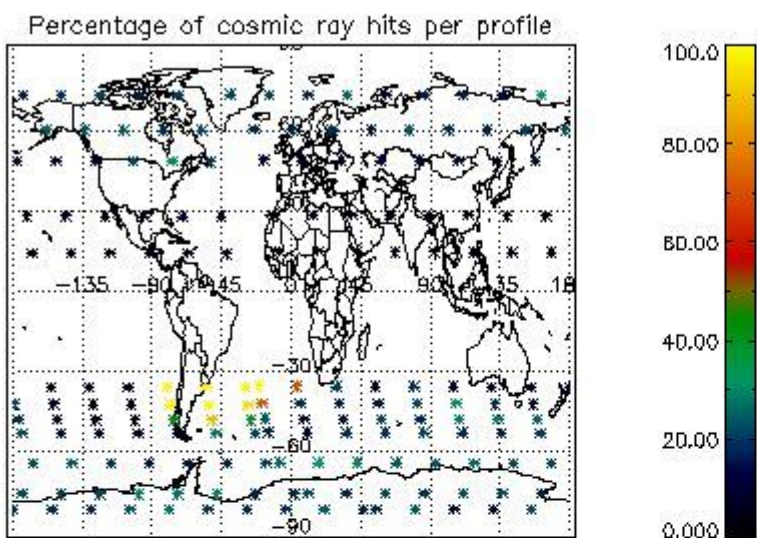


4.1.2 Plot level 1 quality information per product (time dependant): ENVI SAT DESCENDING passes

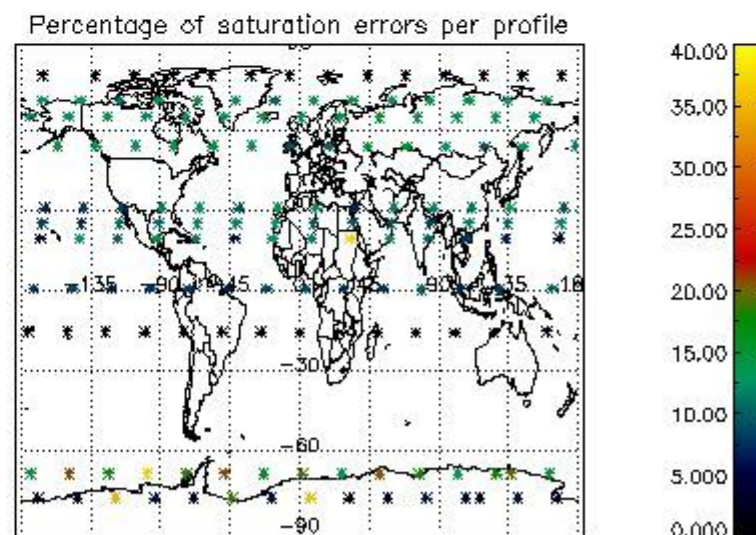
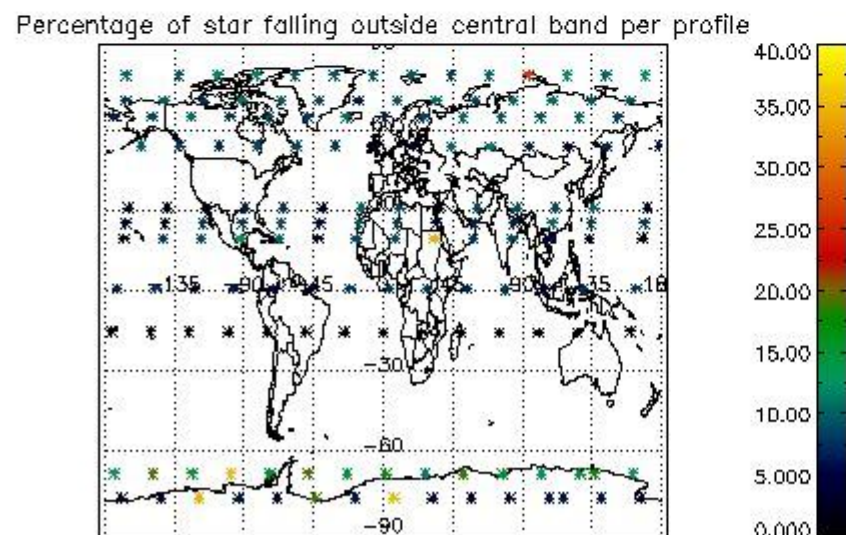
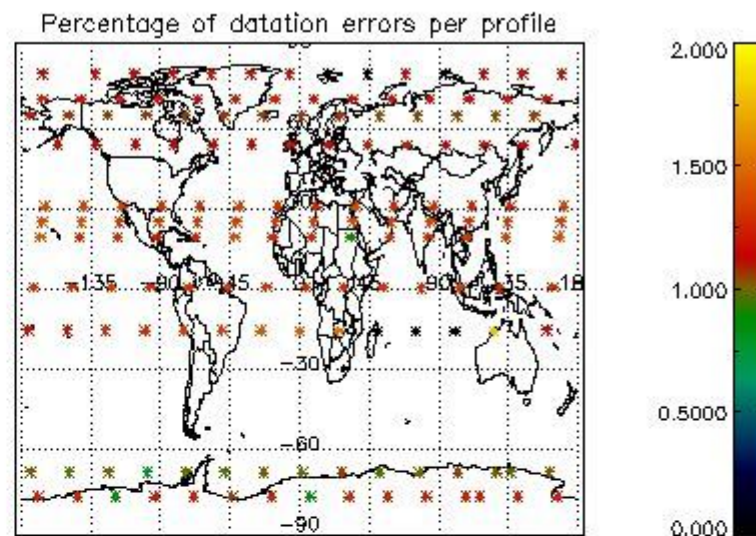
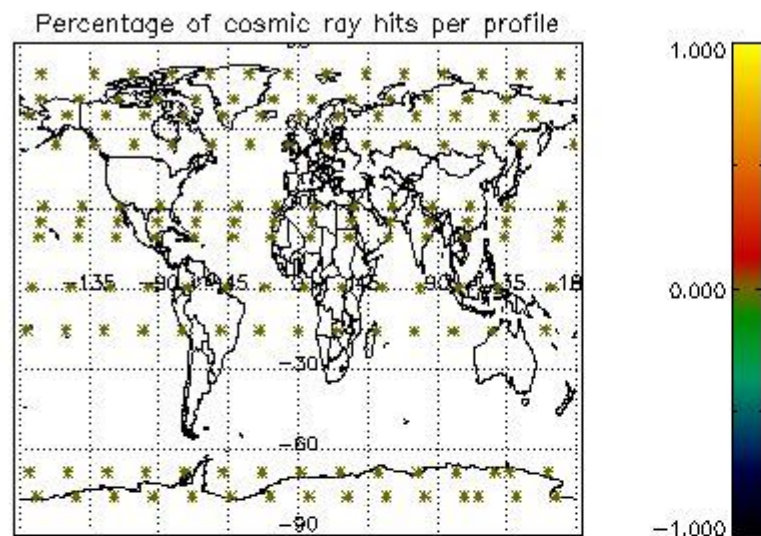


4.2 Plot quality information per product coming from level 1b processing (world map)

4.2.1 Plot level 1 quality information per product (world map): ENVISAT ASCENDING passes



4.2.2 Plot level 1 quality information per product (world map): ENVISAT DESCENDING passes



5. Trace gas profiles

5.1 Ozone statistics based on quality of products

The final quality of the products can be "measured" using the STD (Standard Deviation) attached to every point profile. This information is written to the parameter GOM_NL__2P/NL_LOCAL_SPECIES_DENSITY/o3_std of the level 2 products. The table below shows the statistics for given STD ranges.

The statistics are given with respect to the overall valid production:

- Products without fatal errors: GOM_NL__2P/MPH/PRODUCT_ERR=0
- Valid point profile: GOM_NL__2P/NL_LOCAL_SPECIES_DENSITY/pcd(0)=0

The 'Criteria' is applied to valid points of dark limb products:

- Products in dark limb illumination condition: GOM_NL__2P/NL_SUMMARY_QUALITY/obs_ill_cond=0
- Products without fatal errors: GOM_NL__2P/MPH/PRODUCT_ERR=0
- Valid point profile: GOM_NL__2P/NL_LOCAL_SPECIES_DENSITY/pcd(0)=0

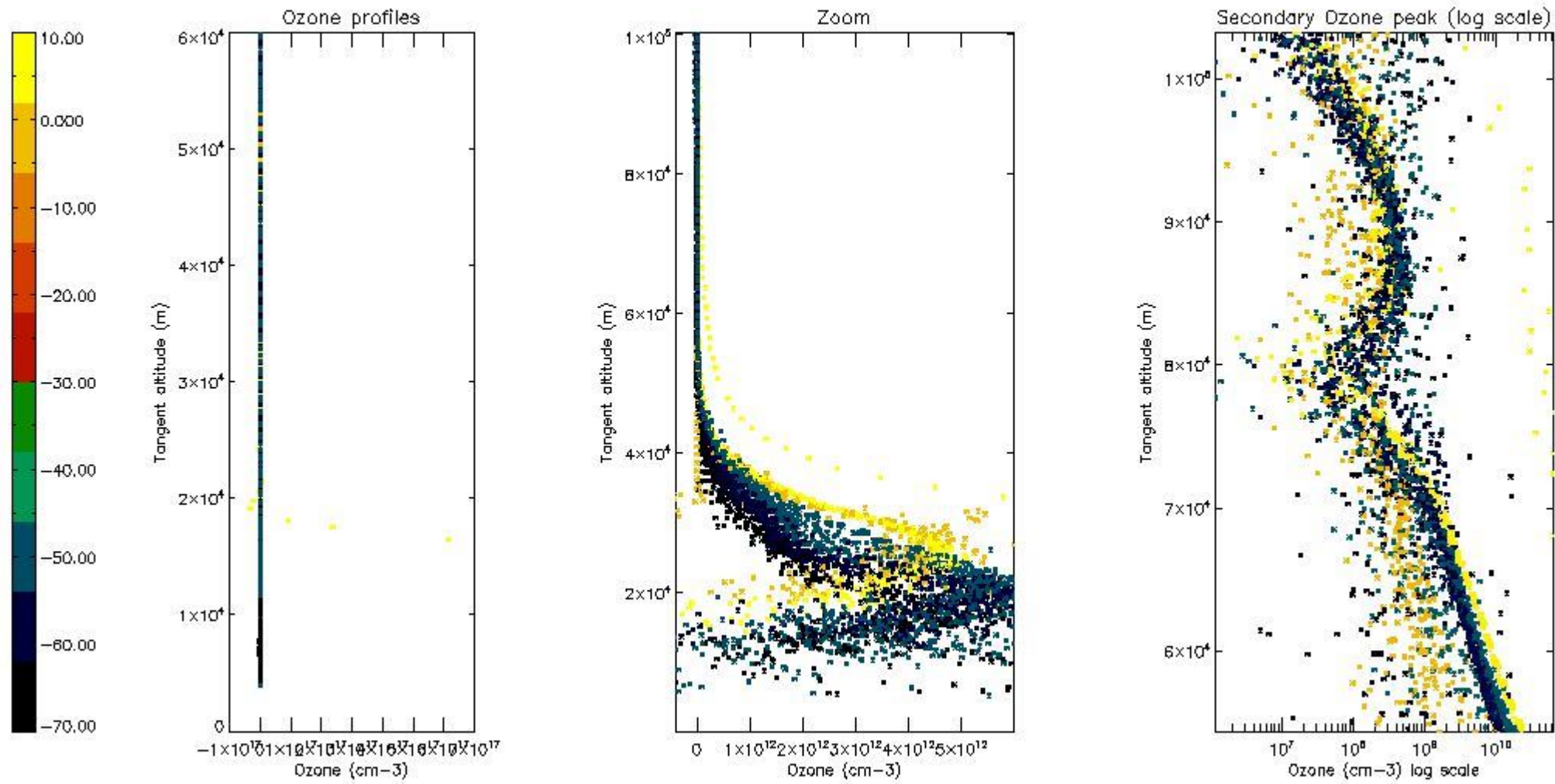
So, the table below shows the percentage of dark limb and valid observations for each criteria with respect to the overall valid daily observations.

Criteria	% of total production
All STD	35
STD < 20	19

STD < 10	14
STD < 5	10

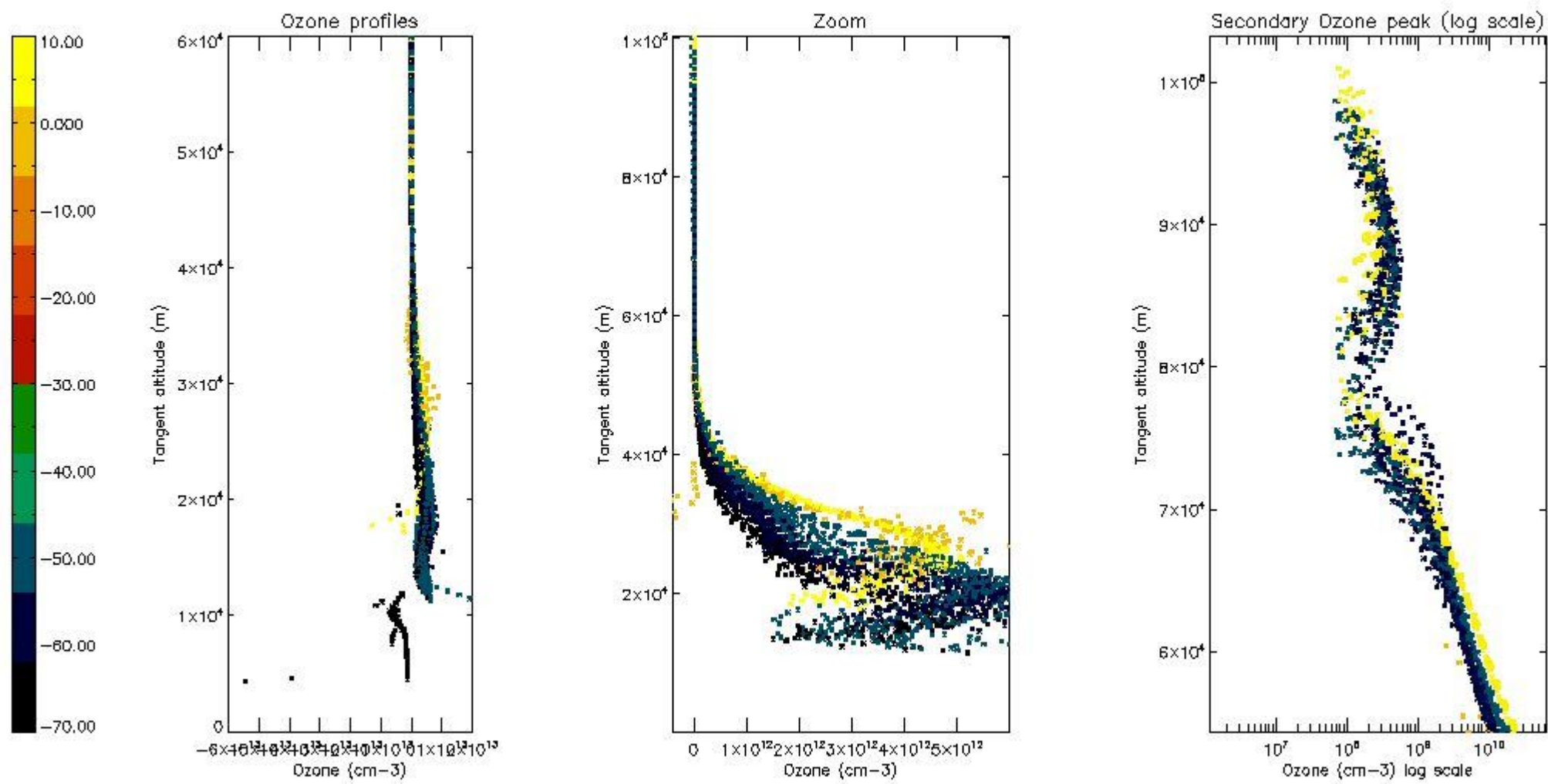
5.2 Plot ozone profiles for all STD (dark without errors)

The colorbar represents the latitude.



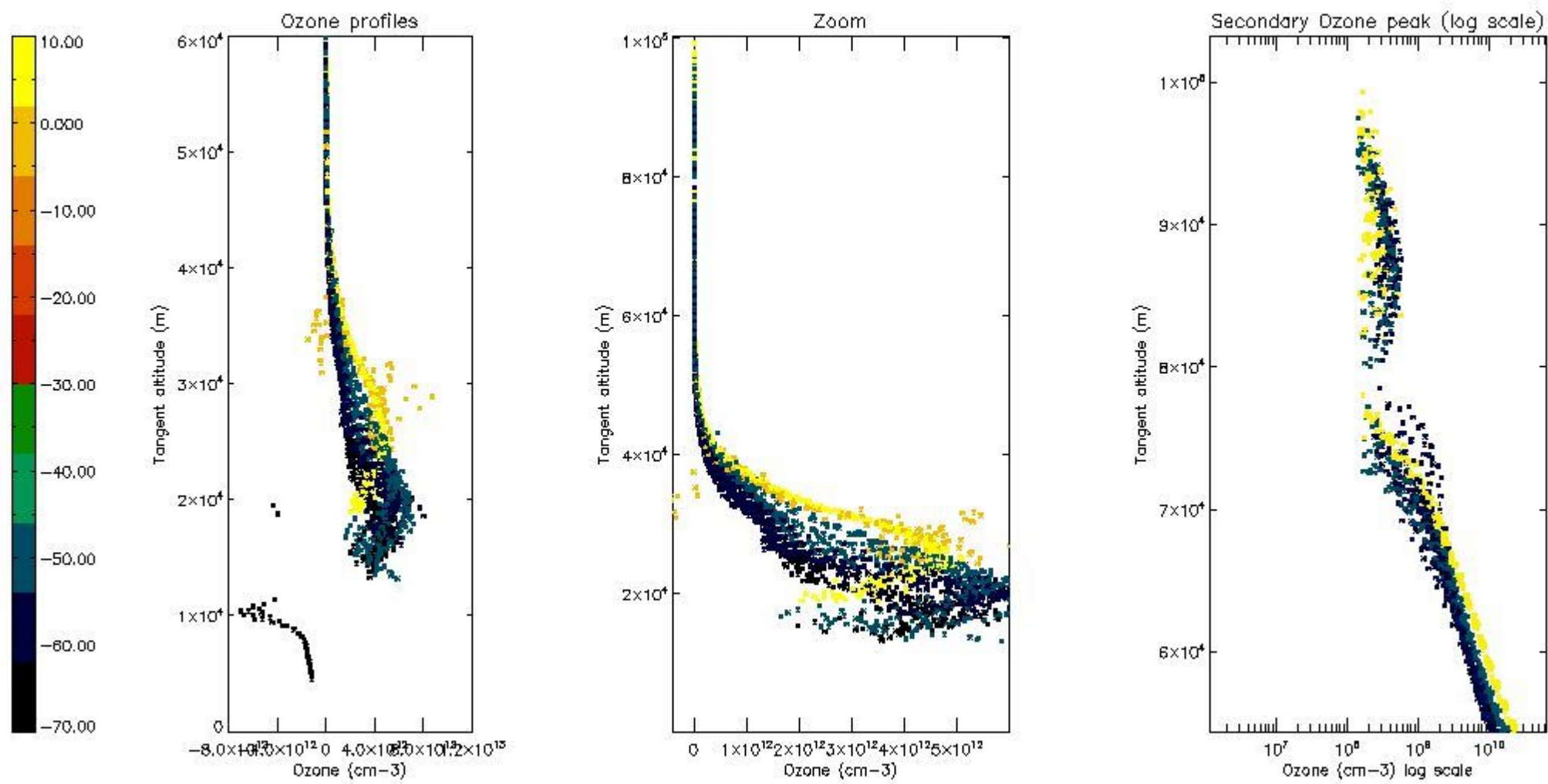
5.3 Plot ozone profiles where STD < 20% (dark without errors)

The colorbar represents the latitude.



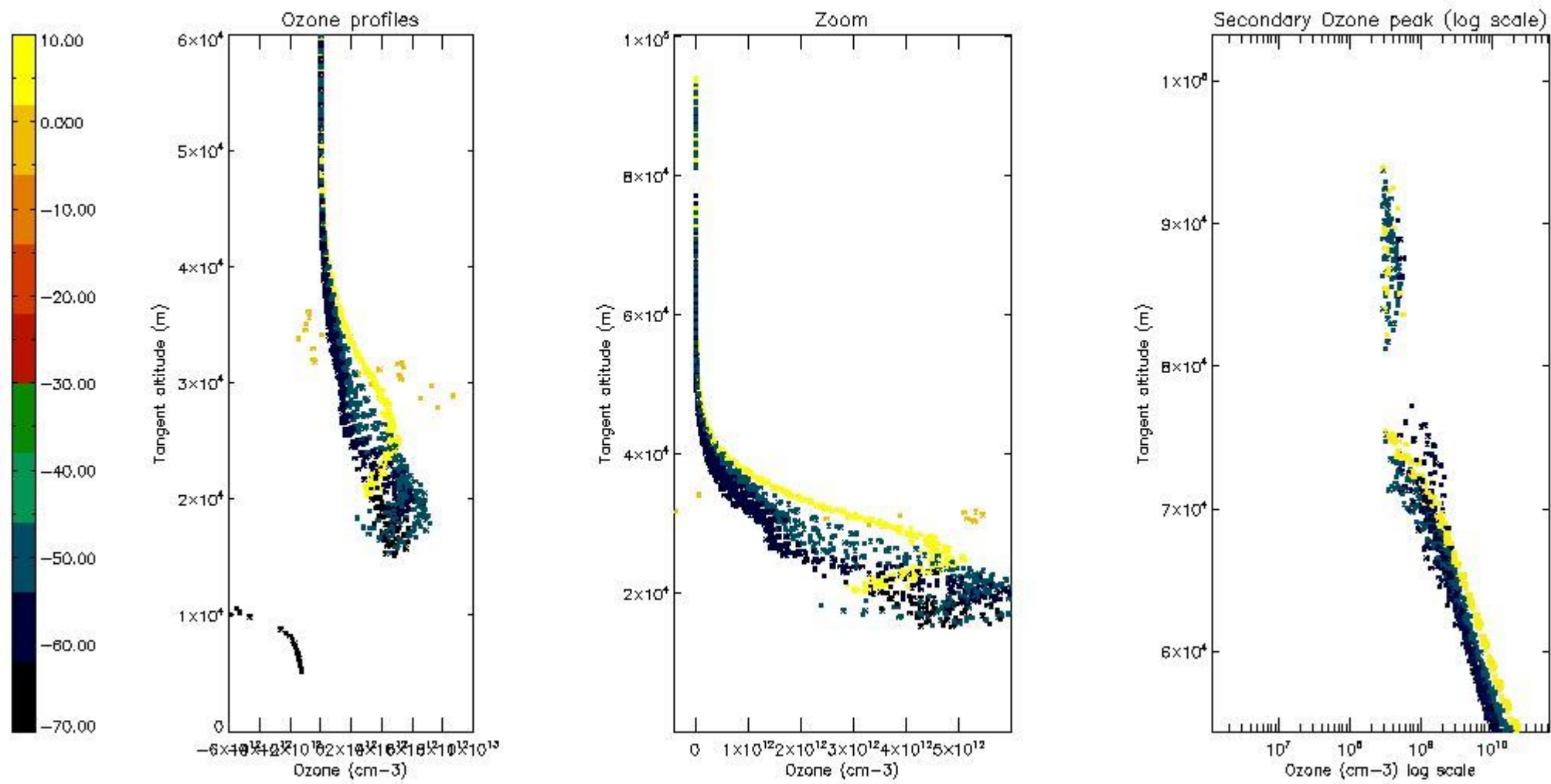
5.4 Plot ozone profiles where STD < 10% (dark without errors)

The colorbar represents the latitude.



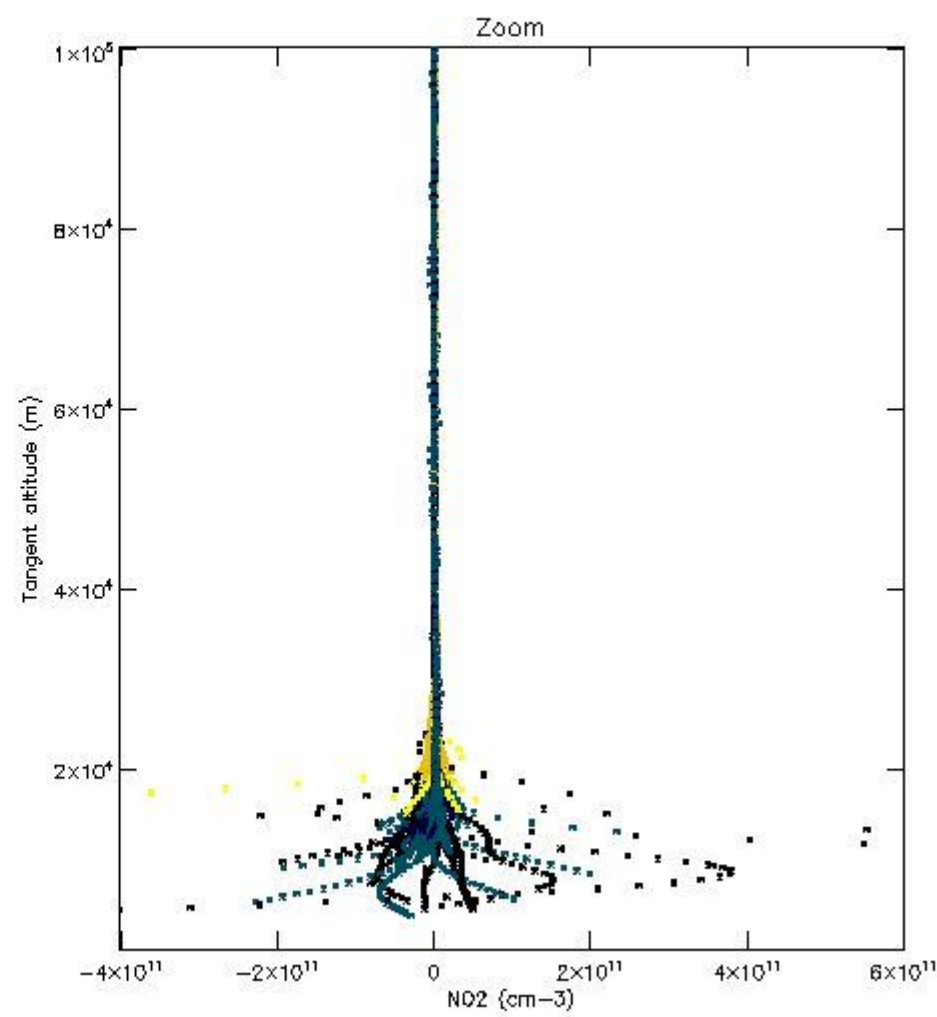
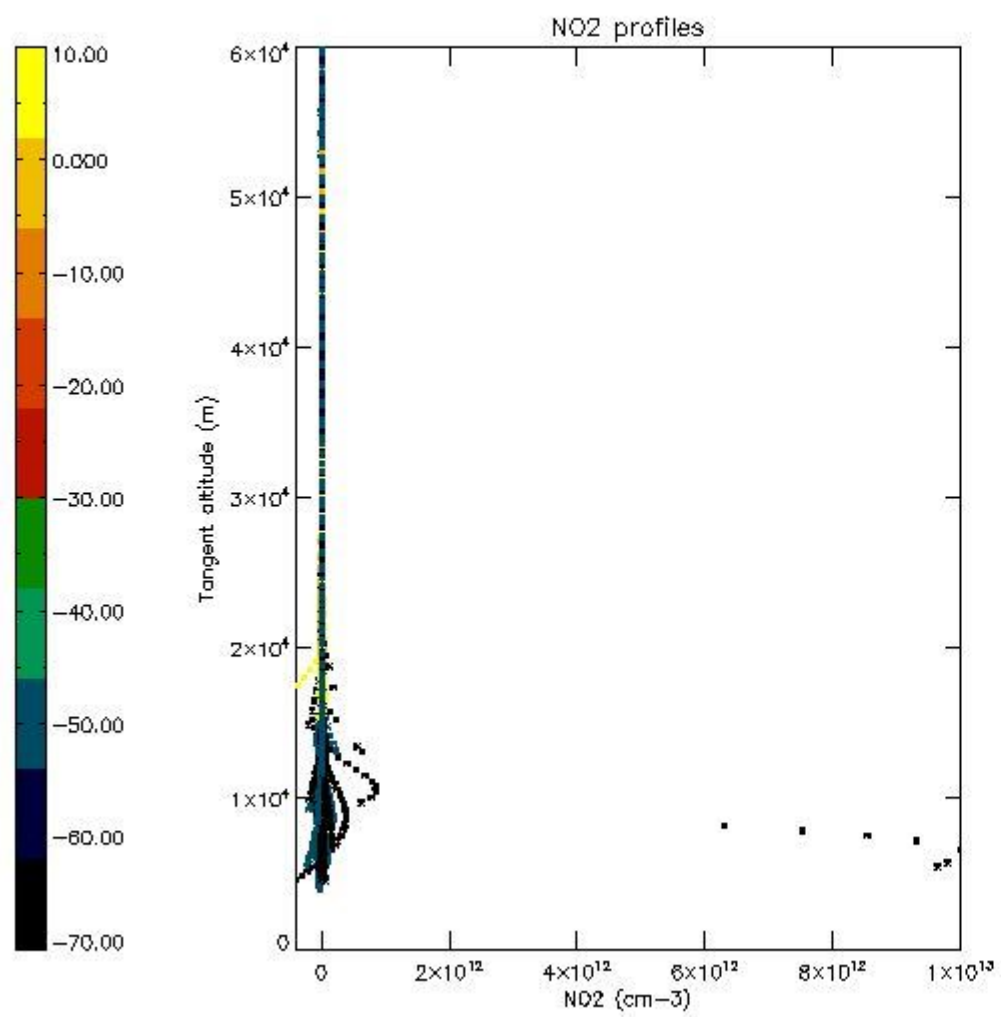
5.5 Plot ozone profiles where STD < 5% (dark without errors)

The colorbar represents the latitude.



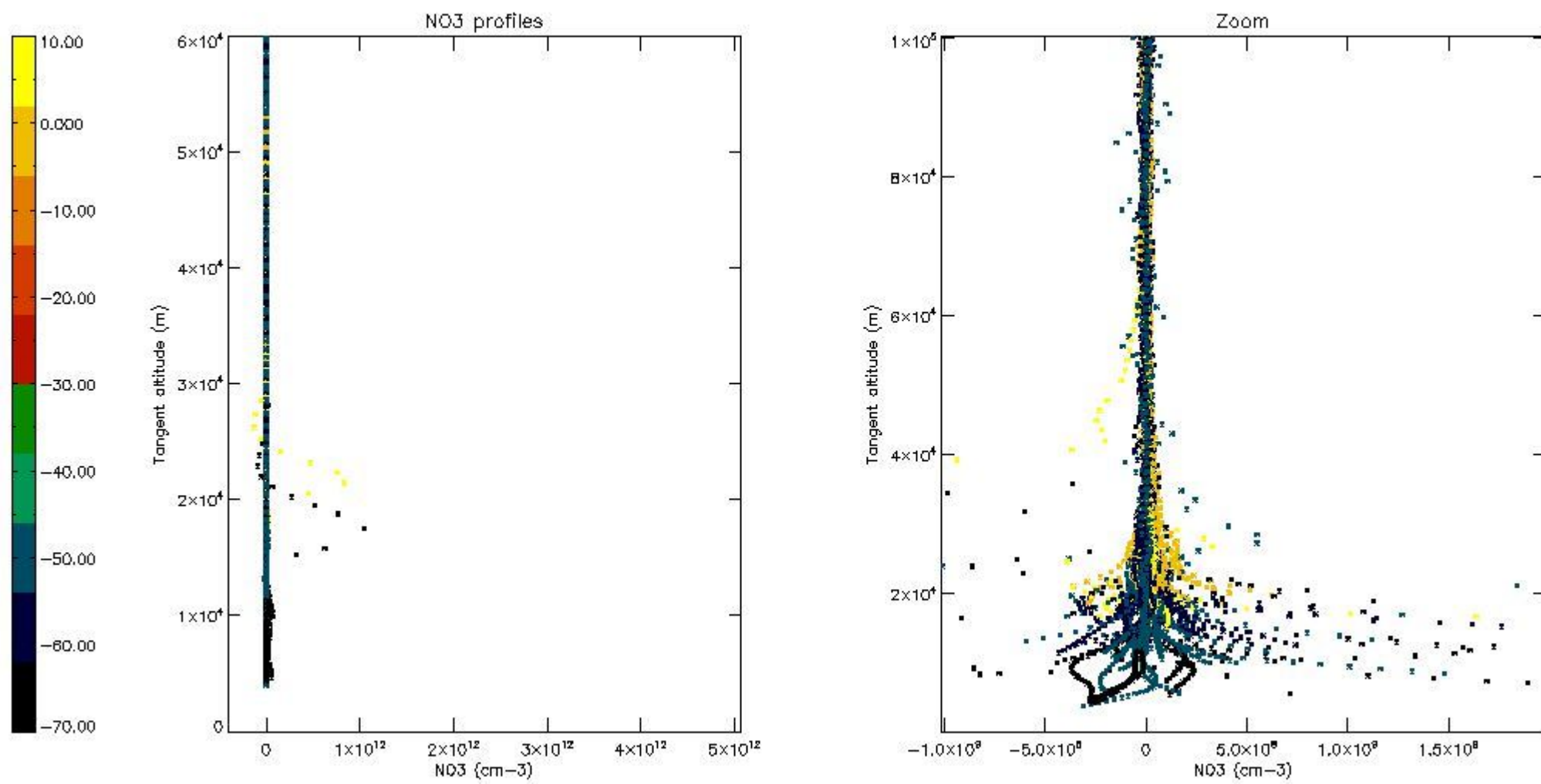
5.6 Plot NO₂ profiles for all STD (dark without errors)

The colorbar represents the latitude.



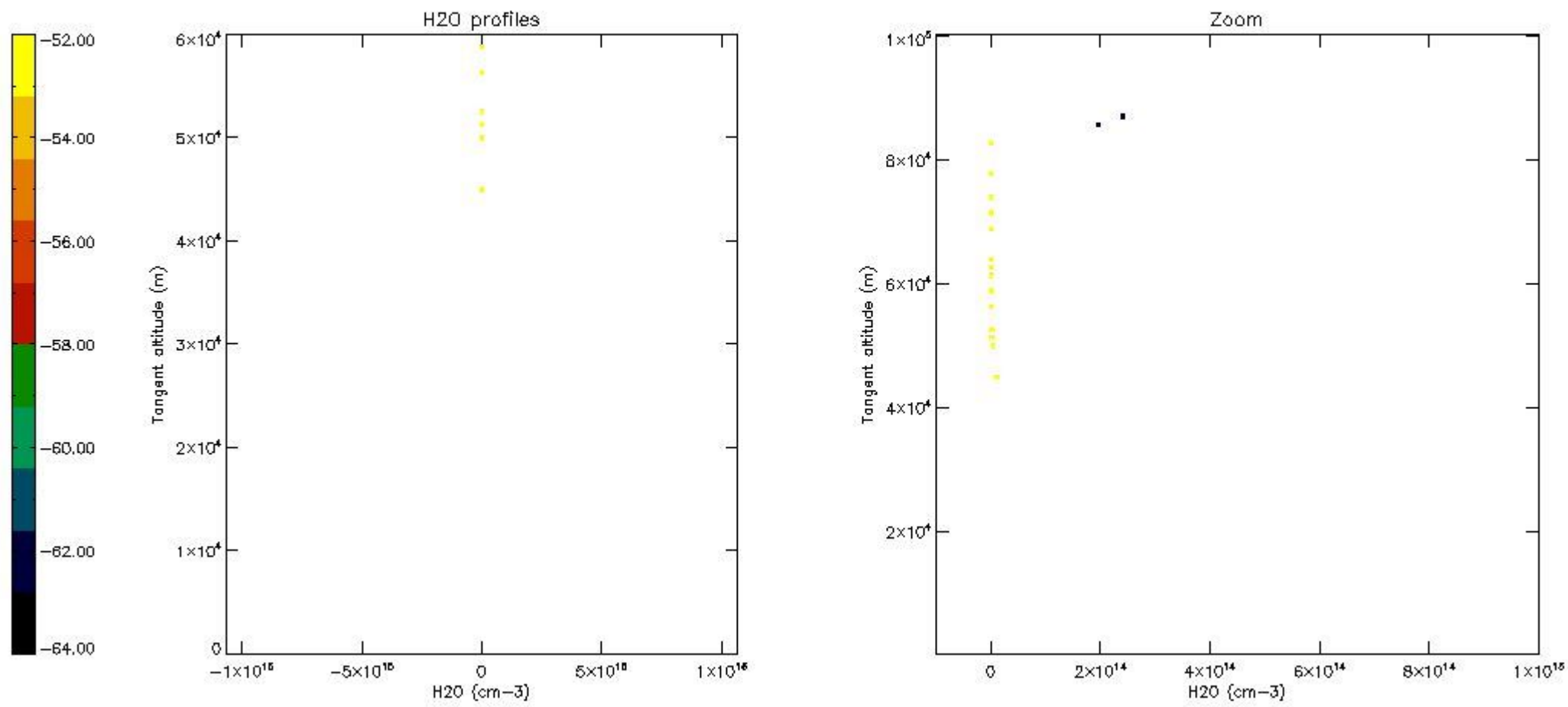
5.7 Plot NO3 profiles for all STD (dark without errors)

The colorbar represents the latitude.



5.8 Plot H2O profiles for all STD (only for occultations of stars 1,2,3,4,13,14,16,26,63 dark without errors)

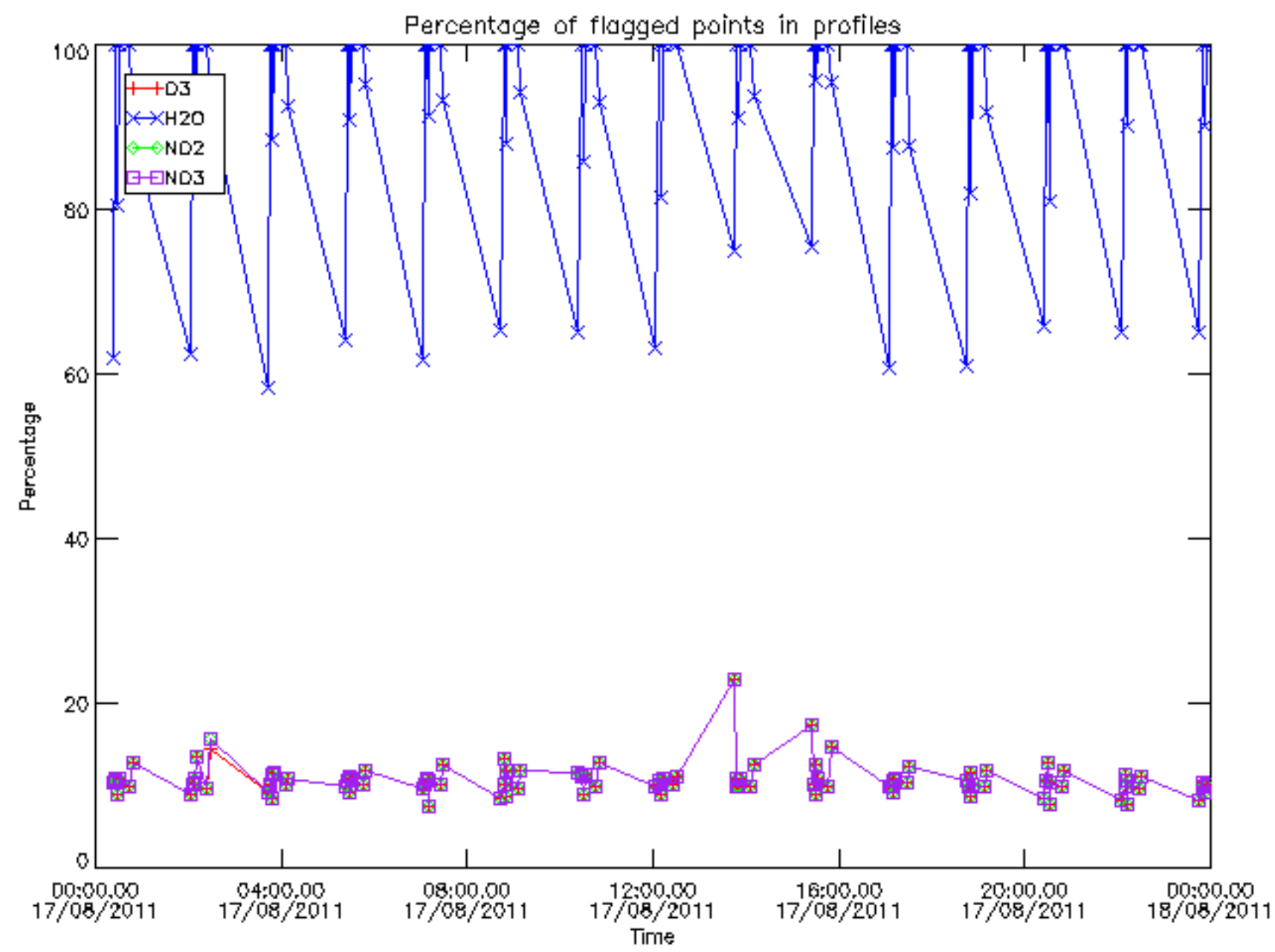
The colorbar represents the latitude.



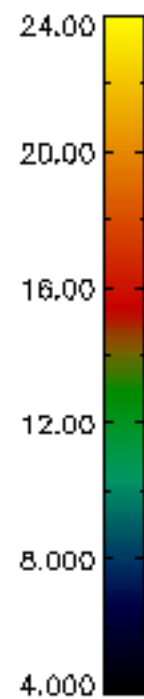
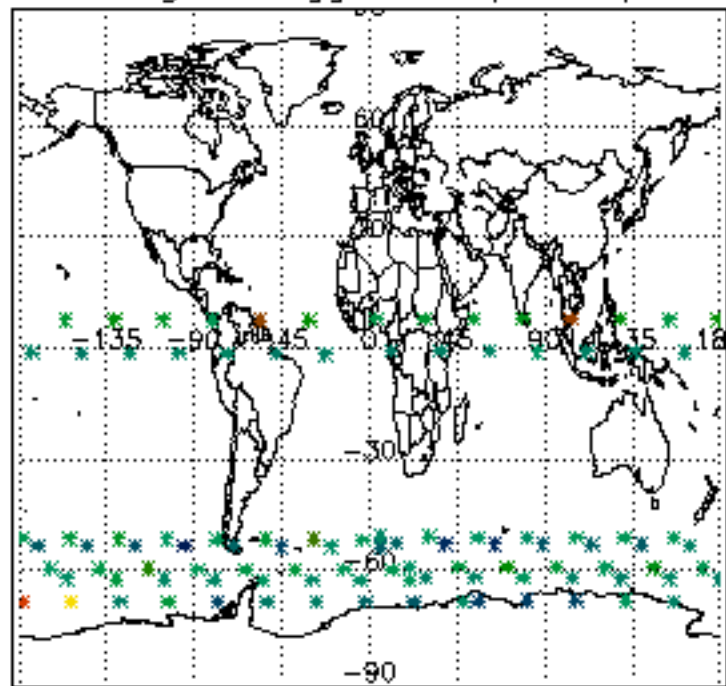
6. Auxiliary Data Files used for the production reported in section 2

The number reported in the third column indicates since which file (see list in section 2) the corresponding auxiliary file has been used. The fourth column is the date of those product files.

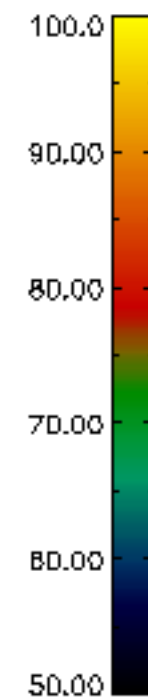
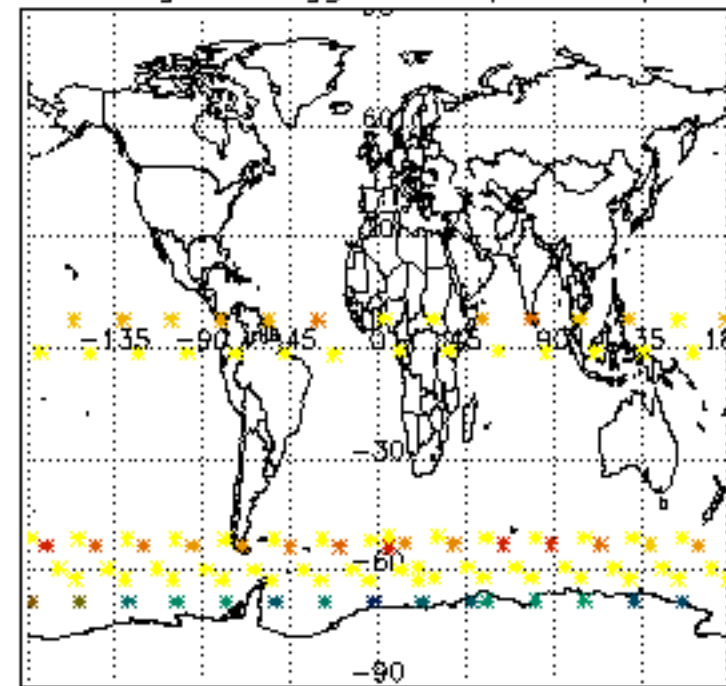
Type	Auxiliary Filename	Used since product	Used since product date
INST_PHYS_CHARACTERISTICS	GOM_INS_AXVIEC20091111_143220_20030716_120000_20500101_000000	1	17-AUG-2011 00:09:36
LEVEL-2_PROC_CONFIG	GOM_PR2_AXVIEC20091111_152718_20020301_000000_20500101_000000	1	17-AUG-2011 00:09:36
CROSS_SECTIONS_FILE	GOM_CRS_AXVIEC20091111_154832_20020301_000000_20500101_000000	1	17-AUG-2011 00:09:36



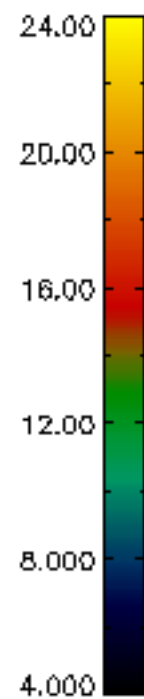
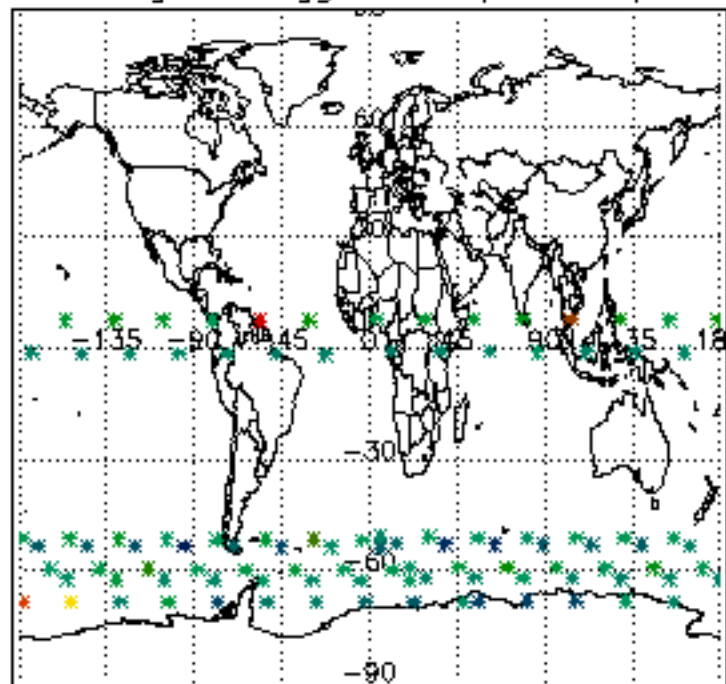
Percentage of flagged data per D3 profile



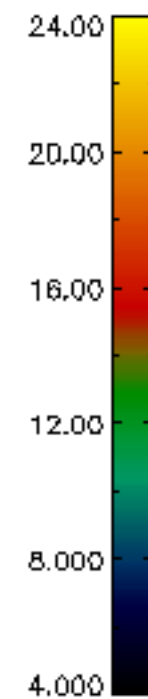
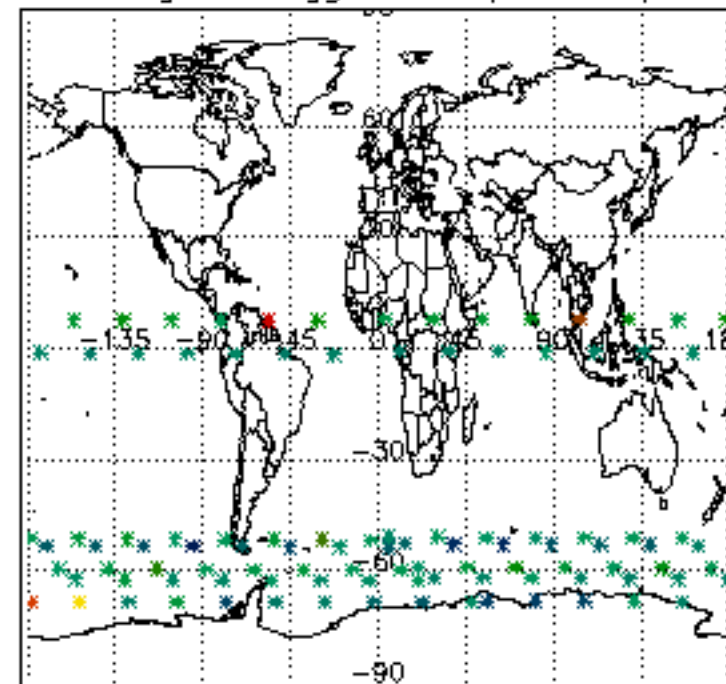
Percentage of flagged data per H2O profile

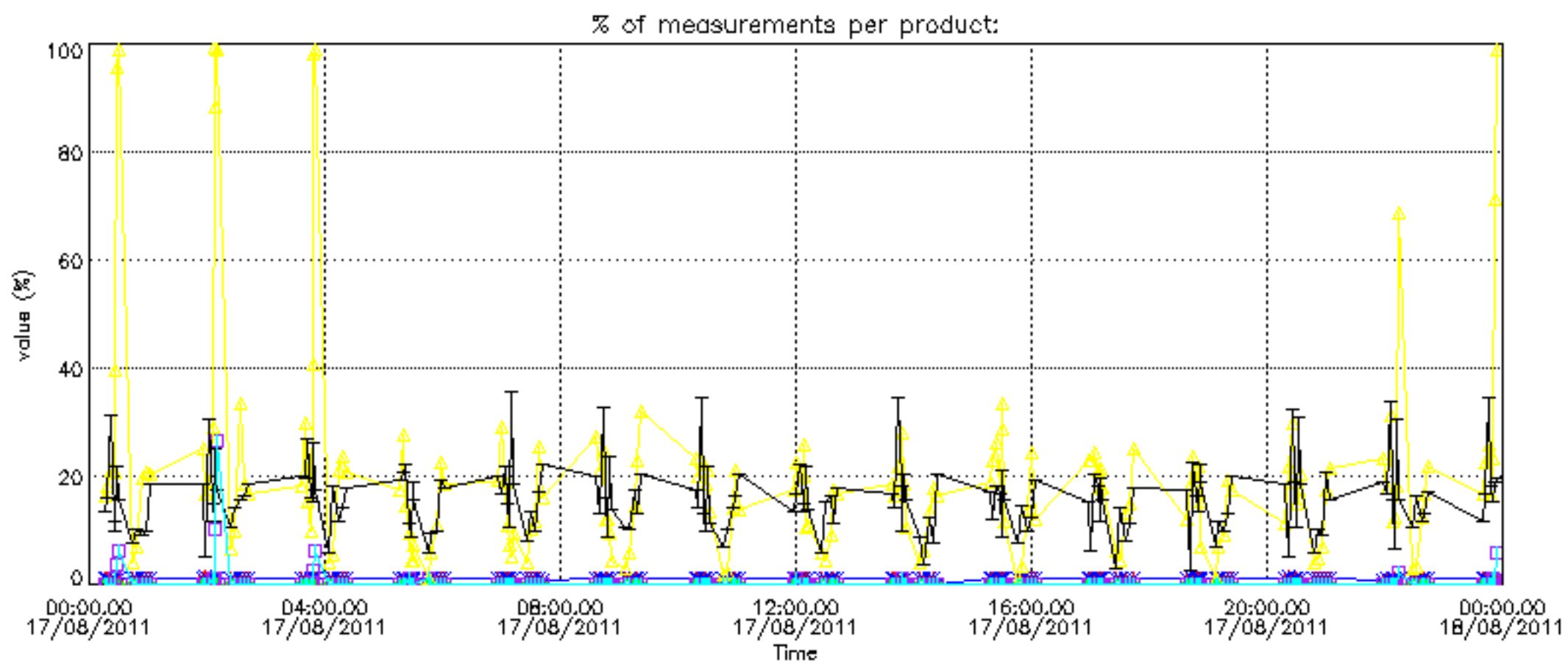


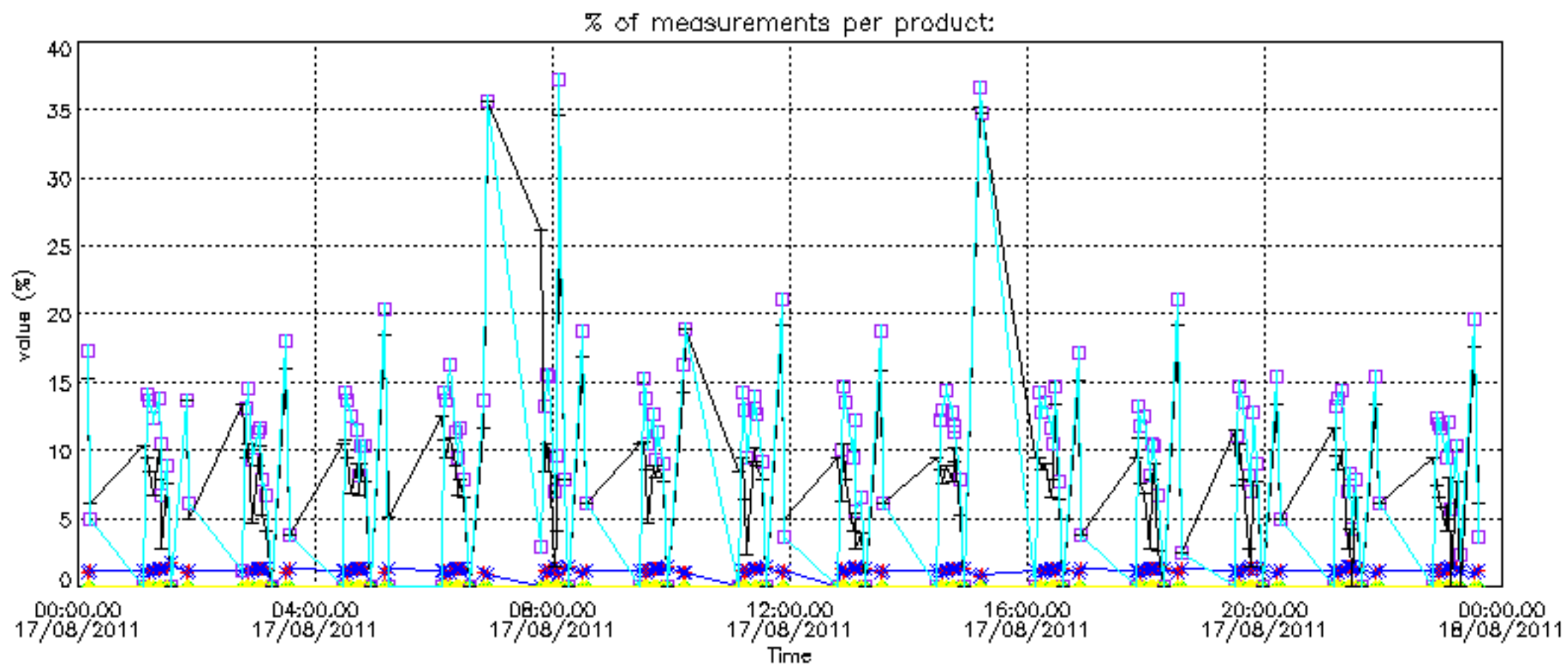
Percentage of flagged data per NO2 profile



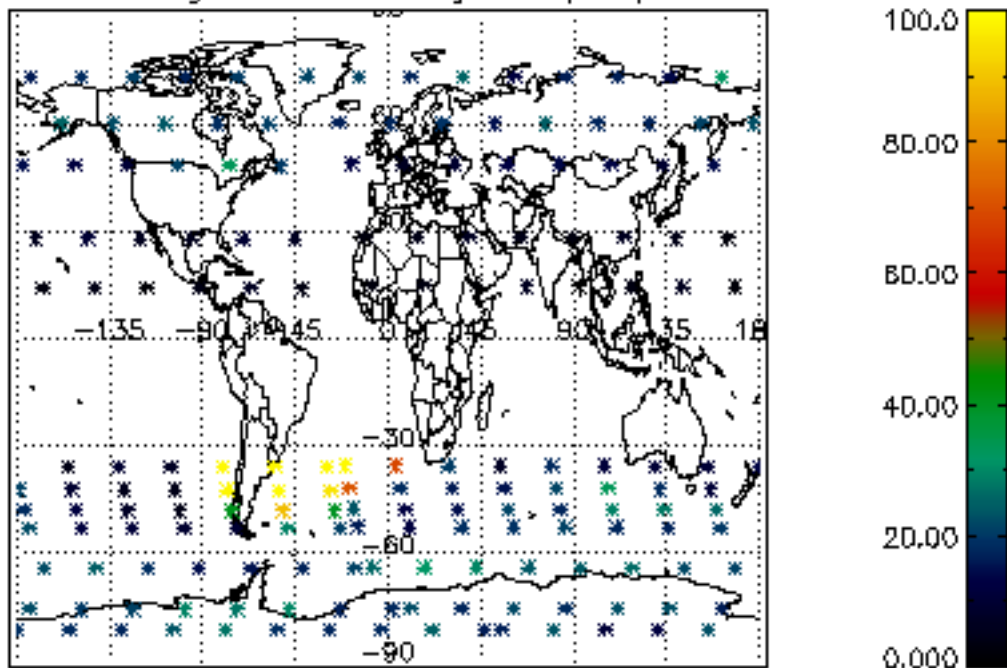
Percentage of flagged data per NO3 profile



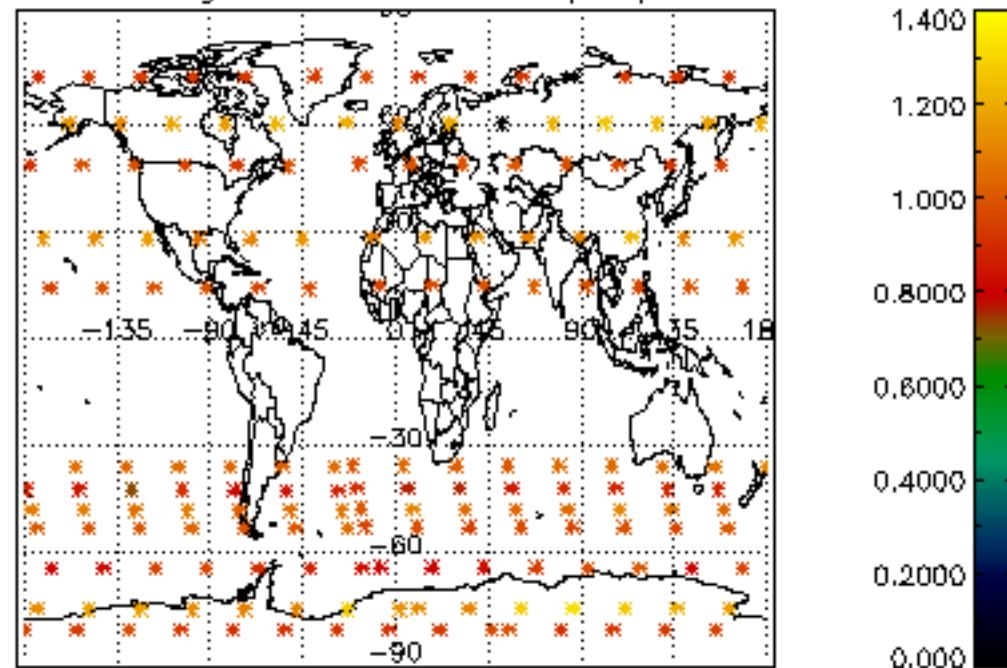




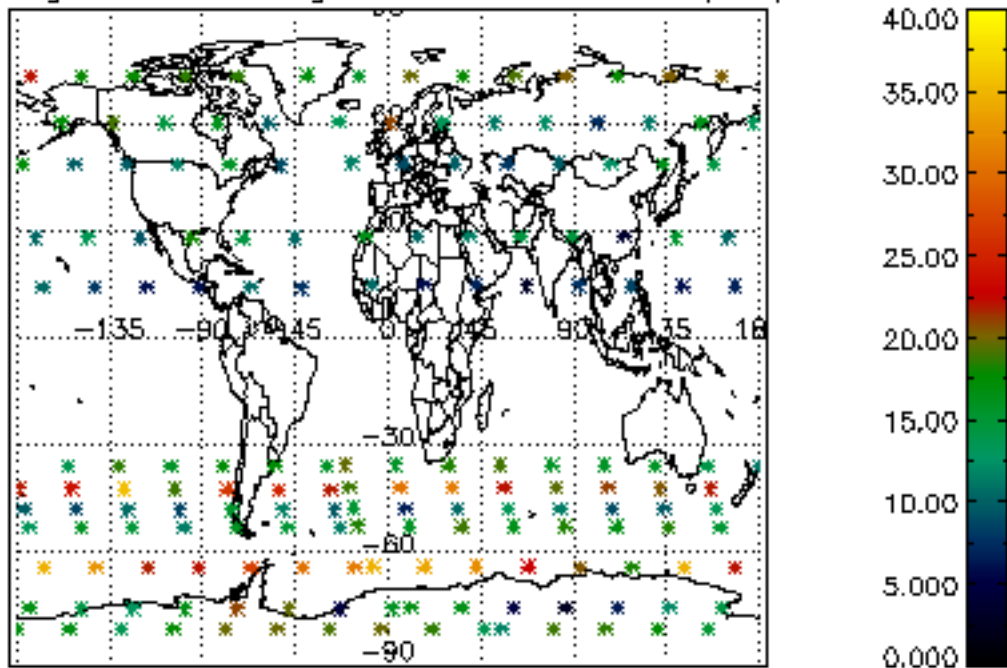
Percentage of cosmic ray hits per profile



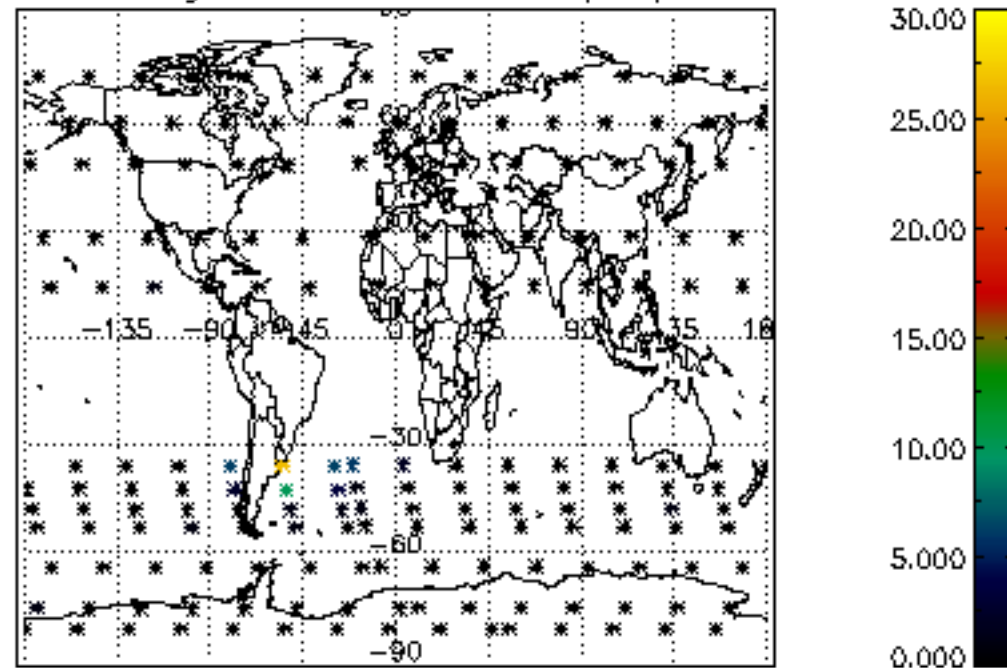
Percentage of datation errors per profile



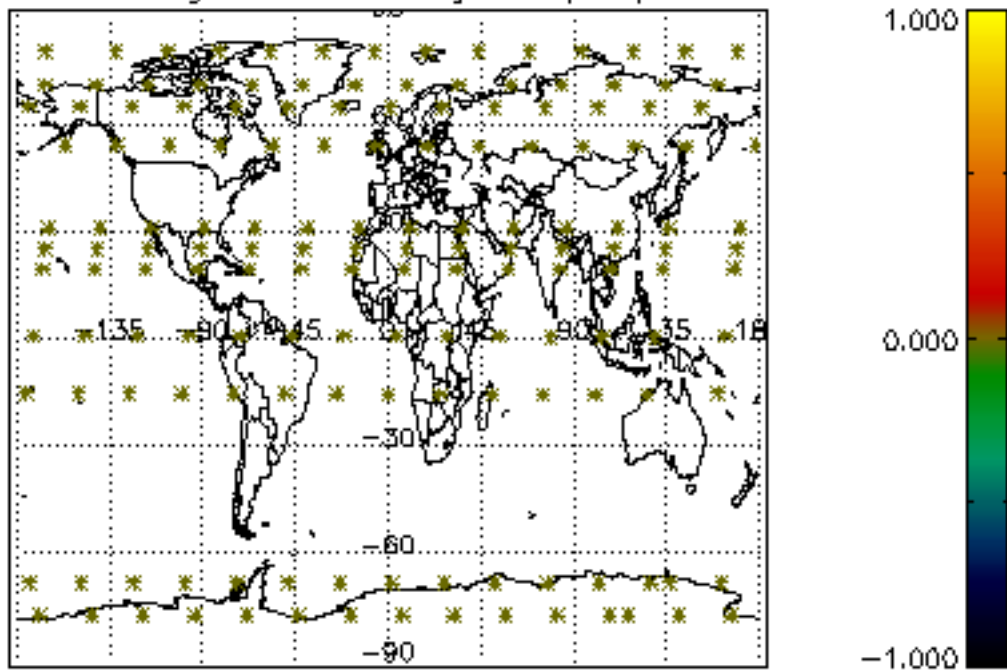
Percentage of star falling outside central band per profile



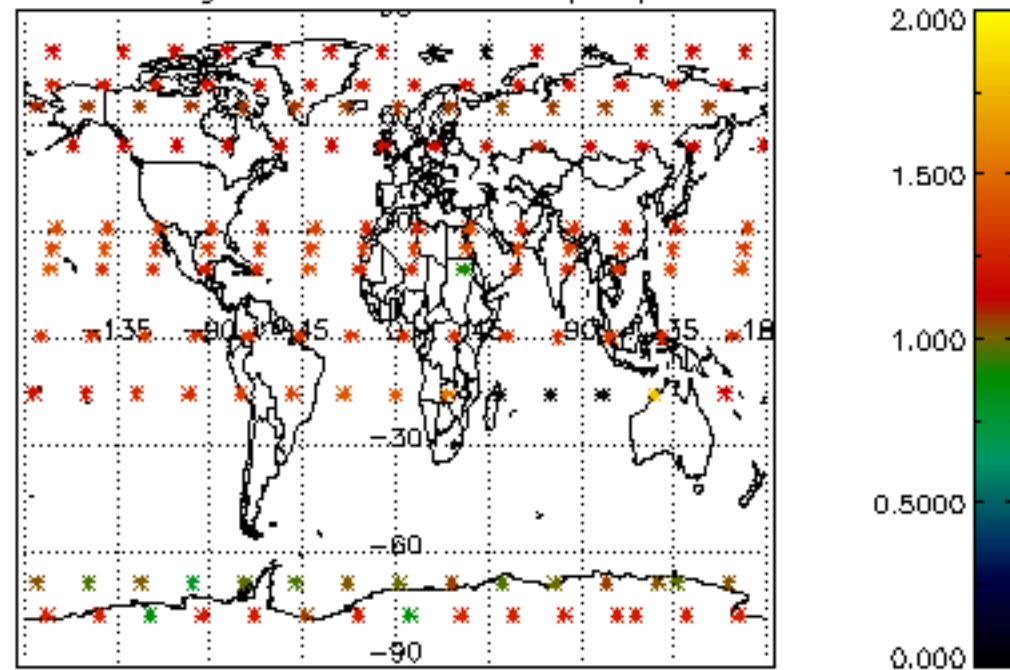
Percentage of saturation errors per profile



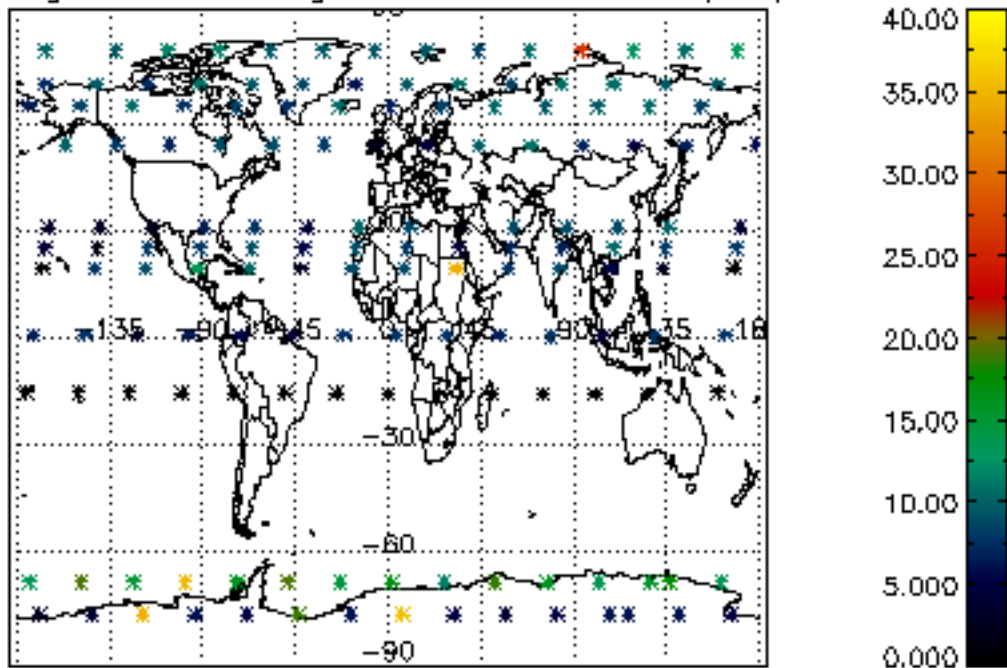
Percentage of cosmic ray hits per profile



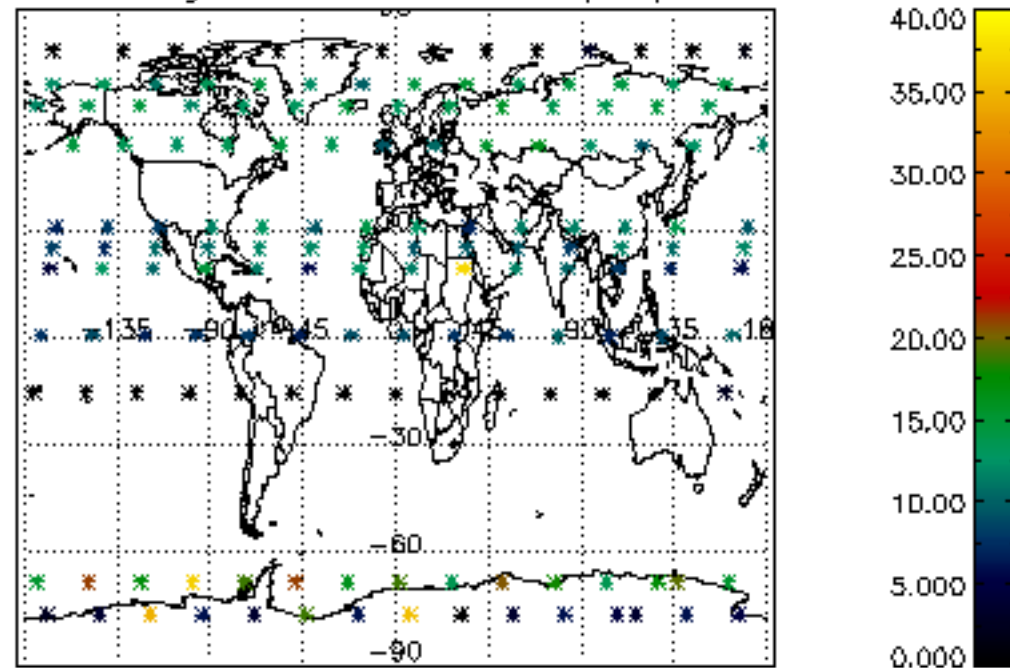
Percentage of datation errors per profile

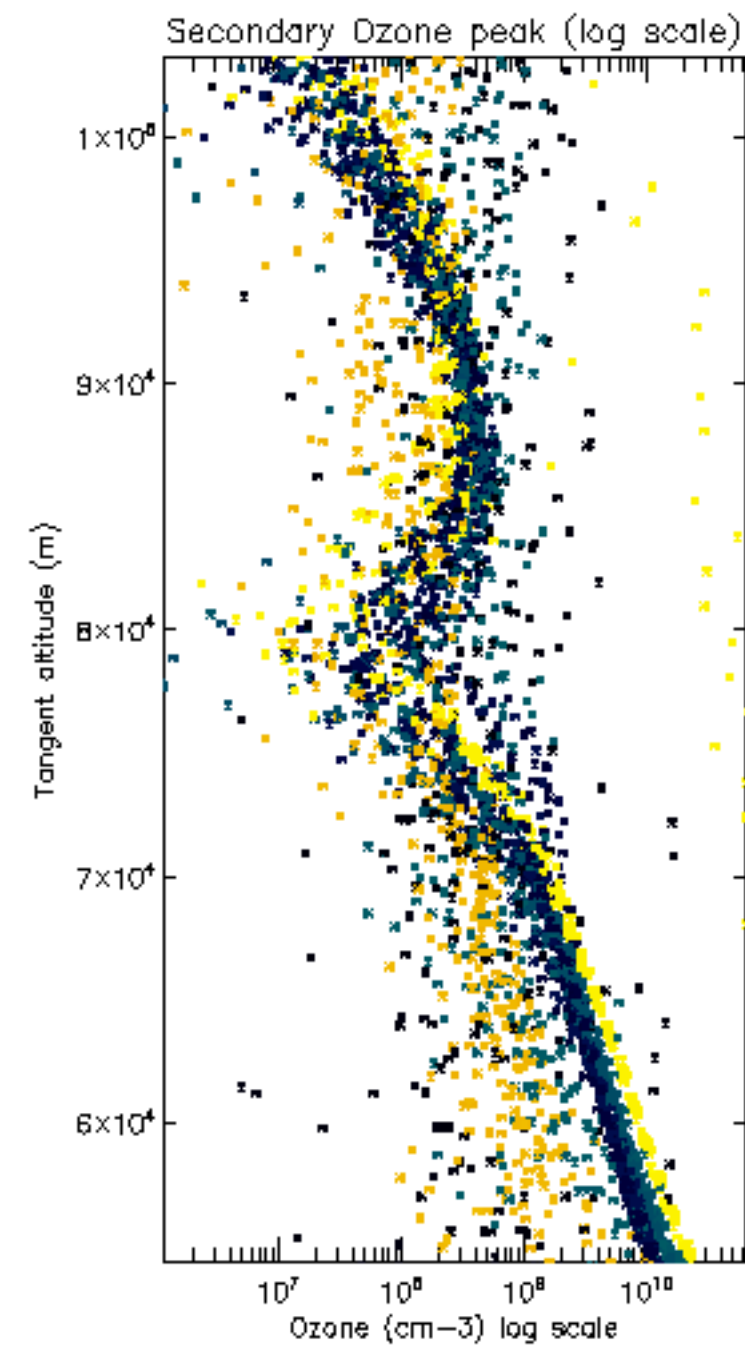
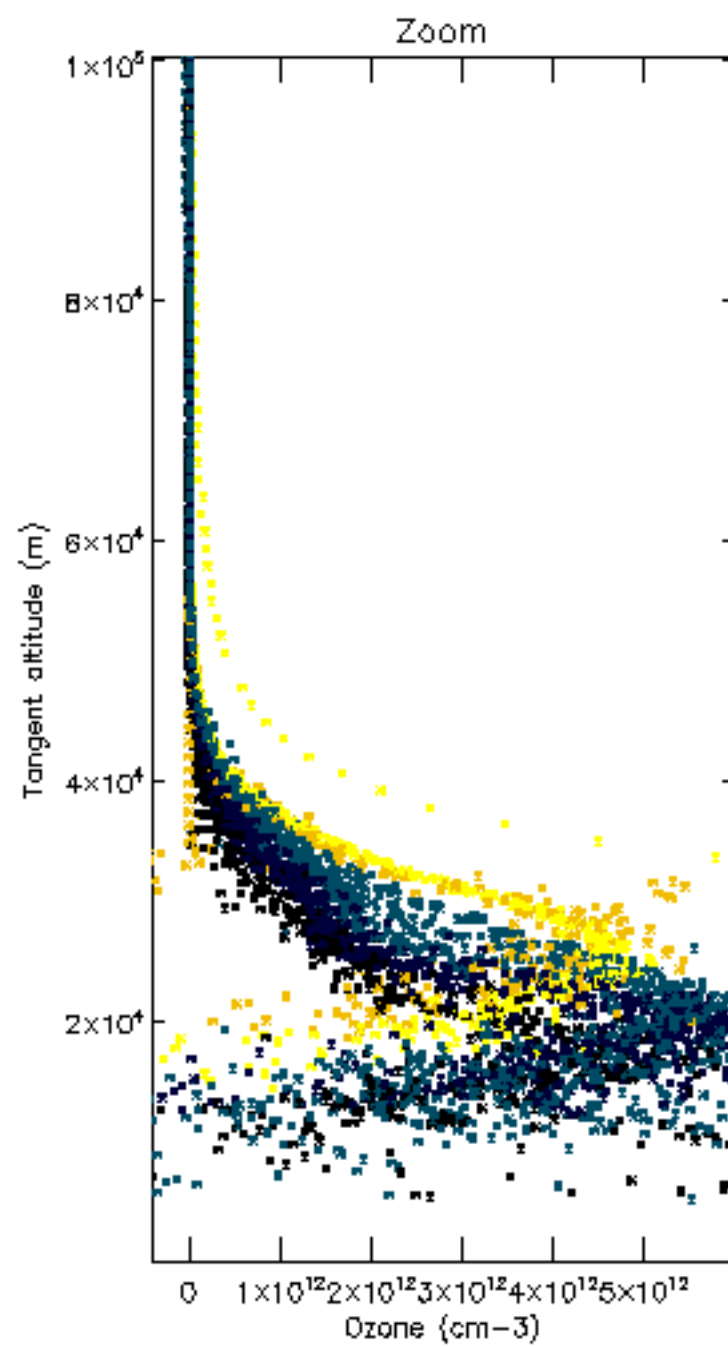
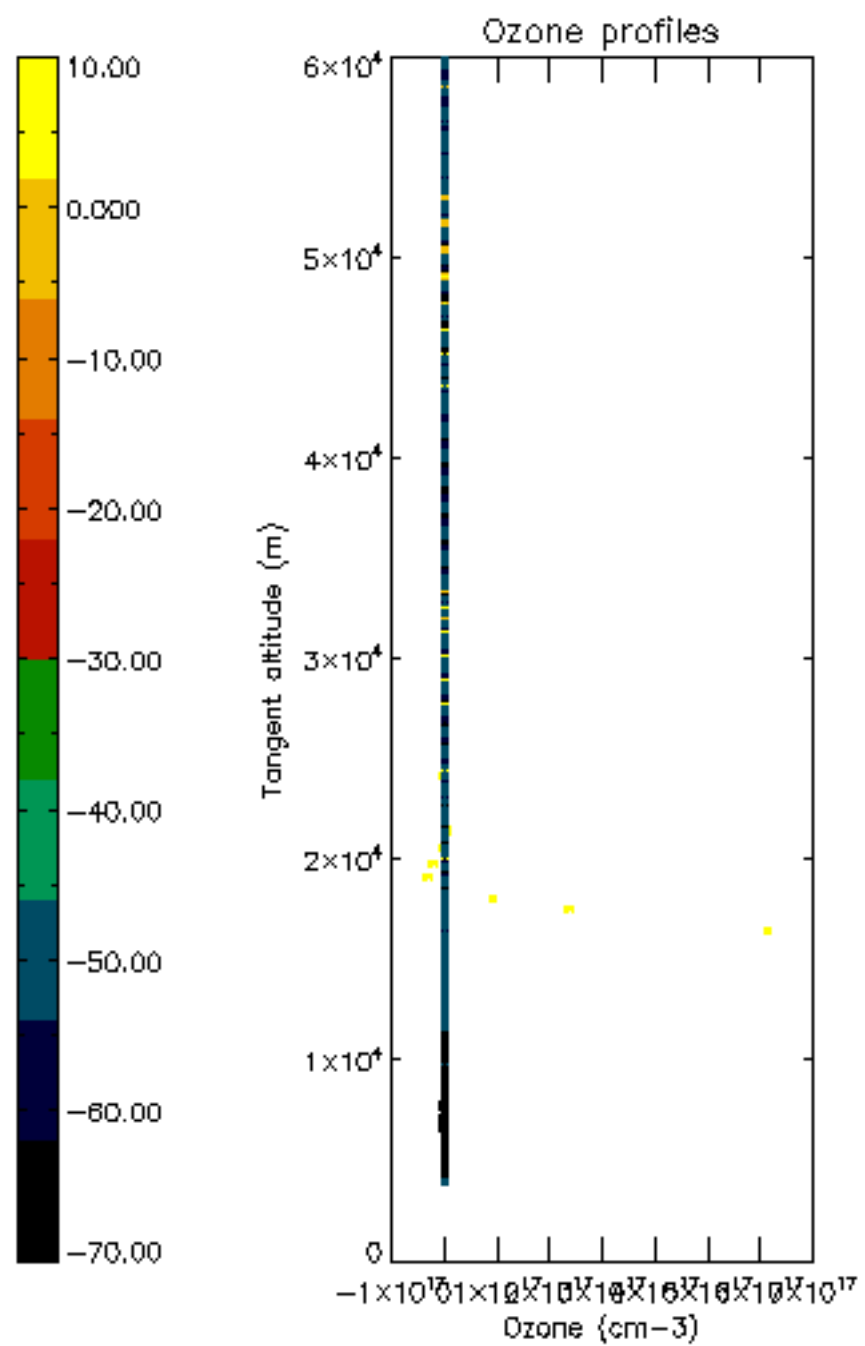


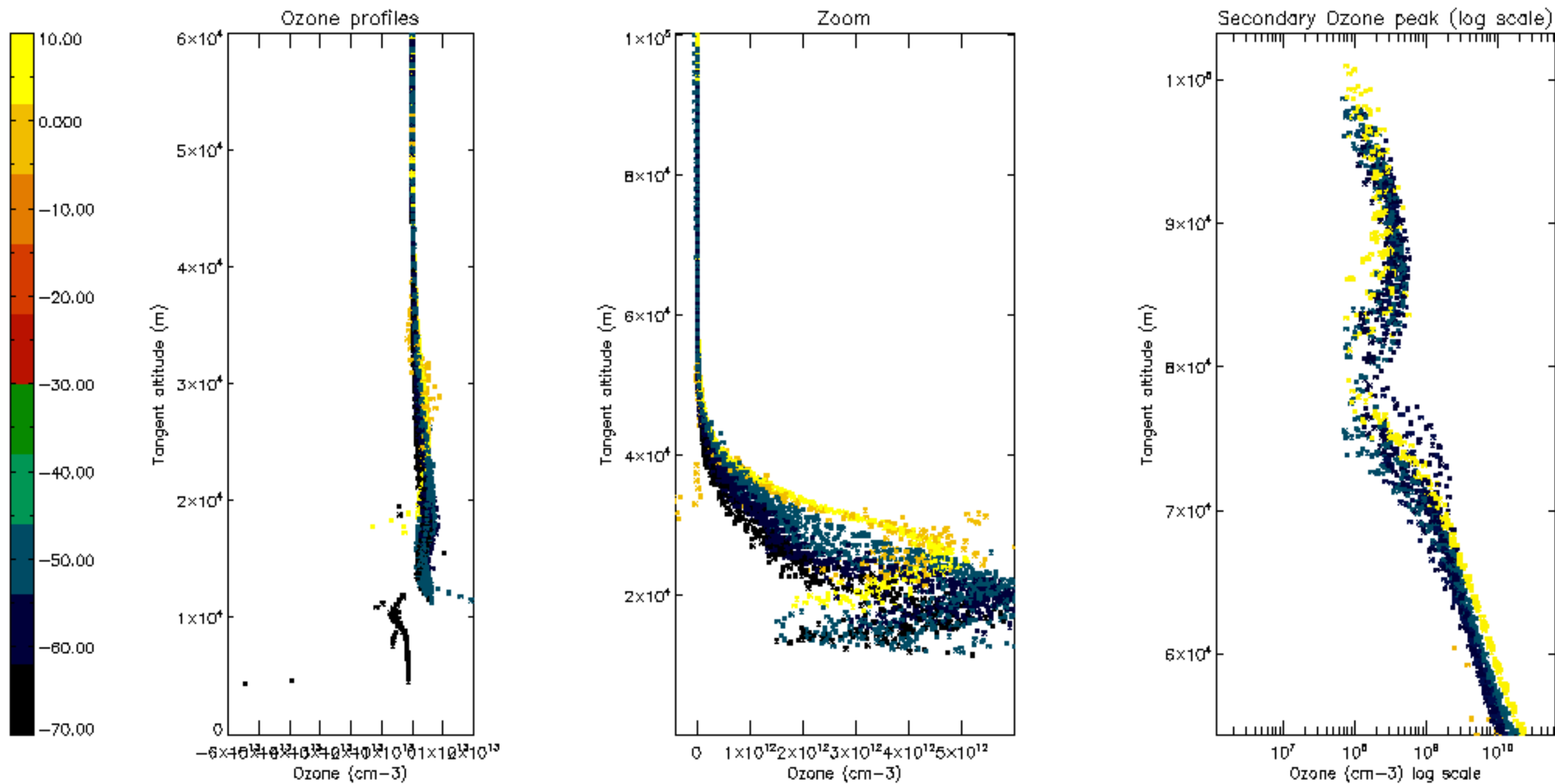
Percentage of star falling outside central band per profile

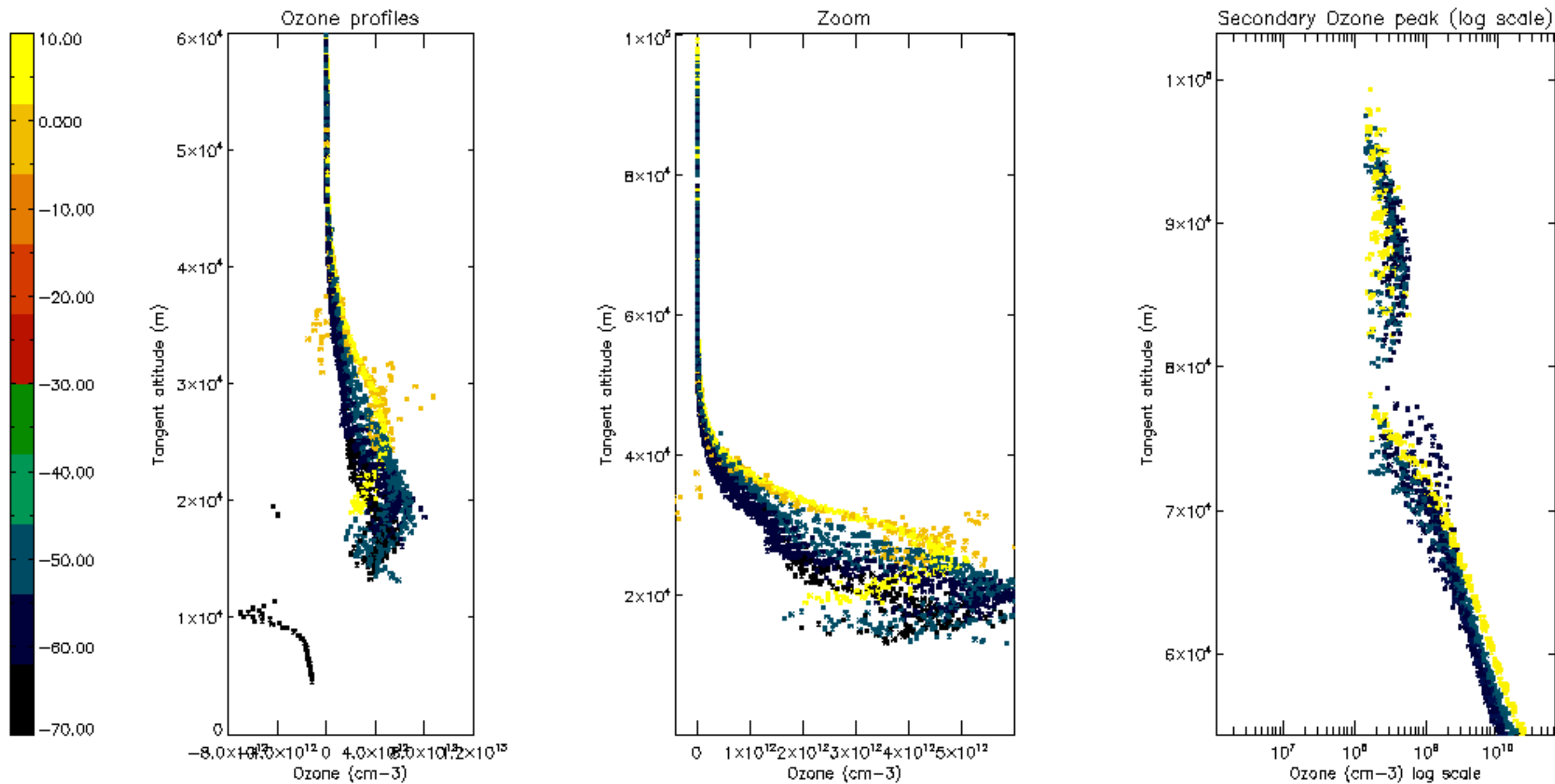


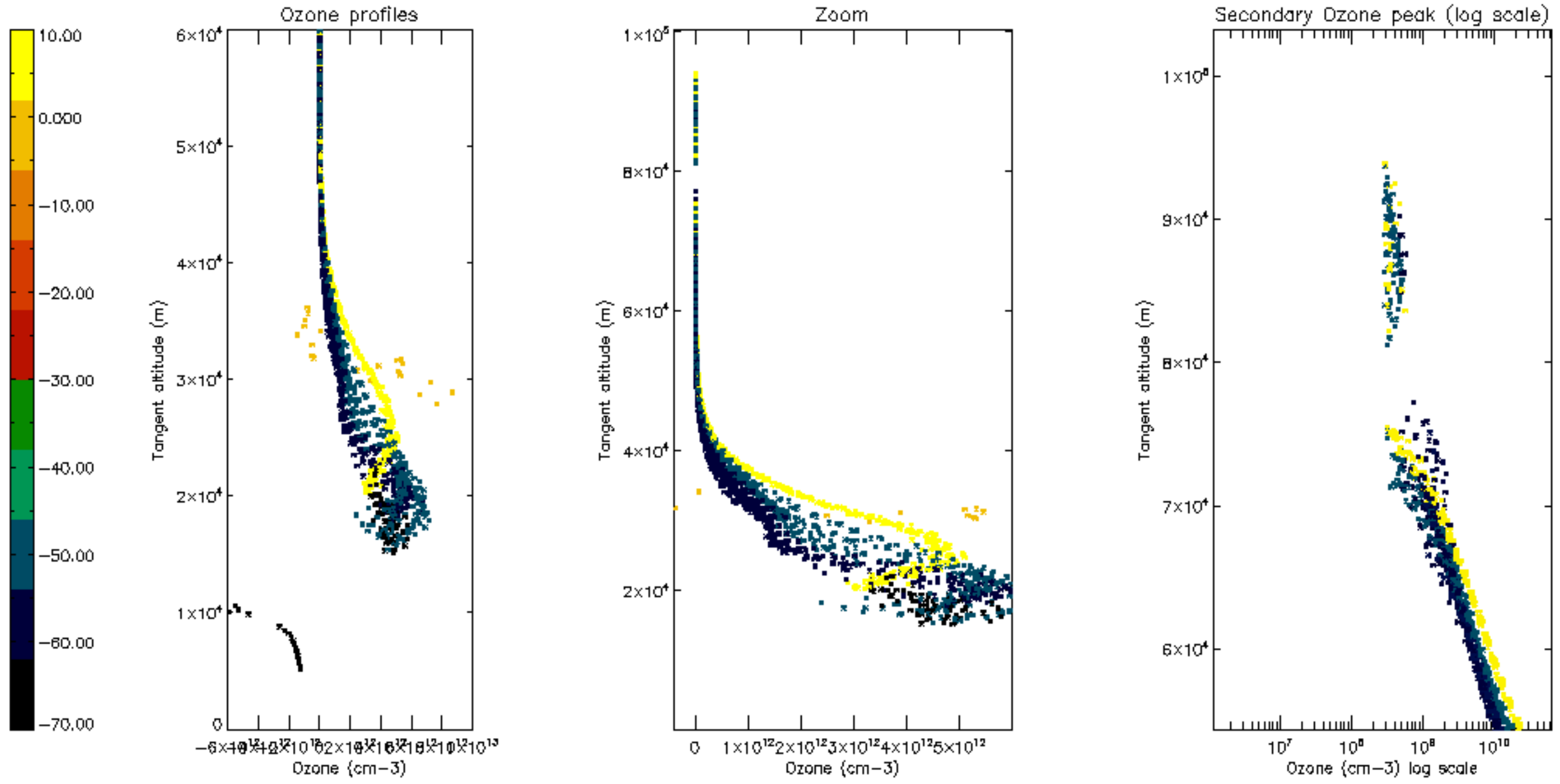
Percentage of saturation errors per profile

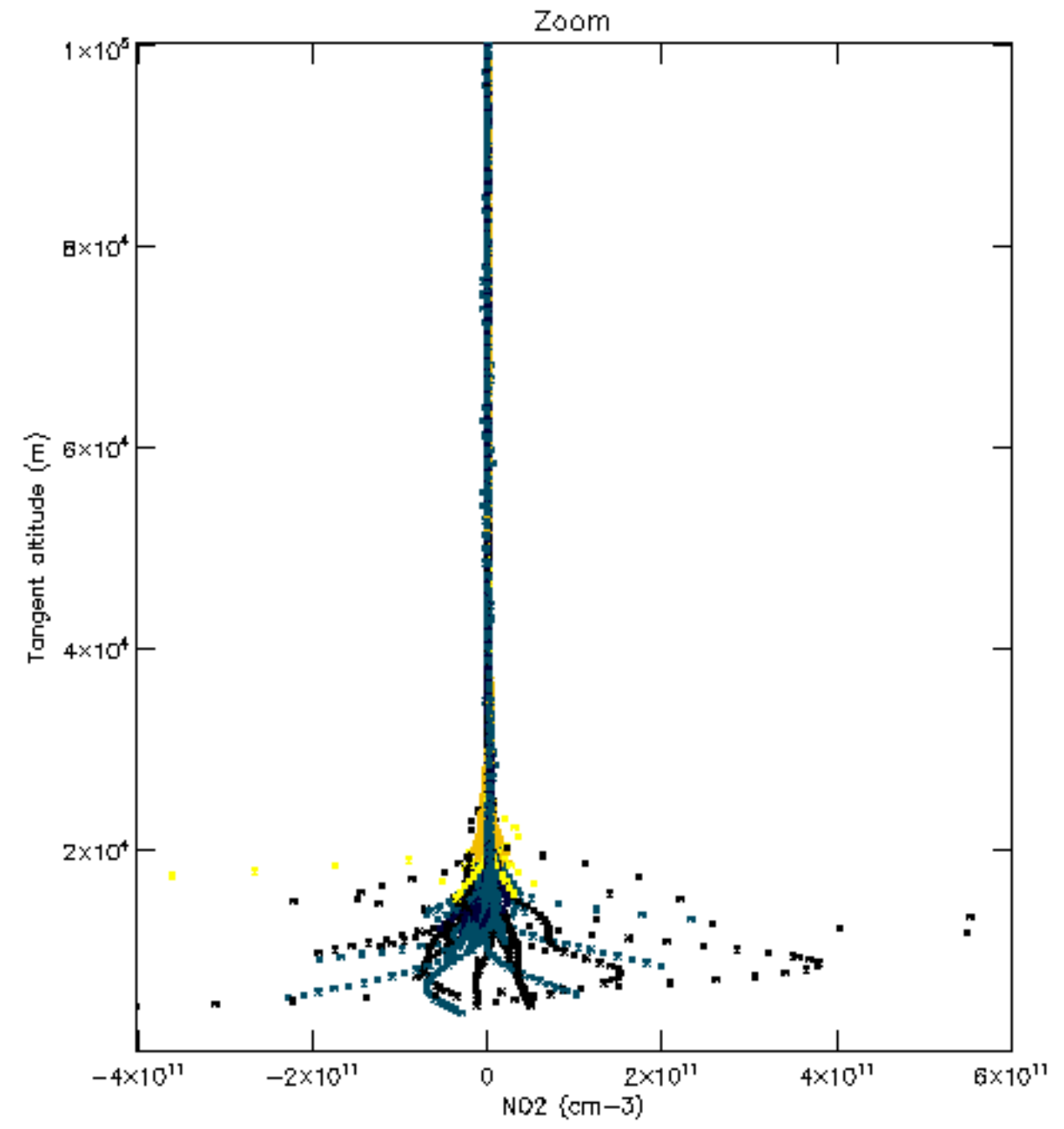
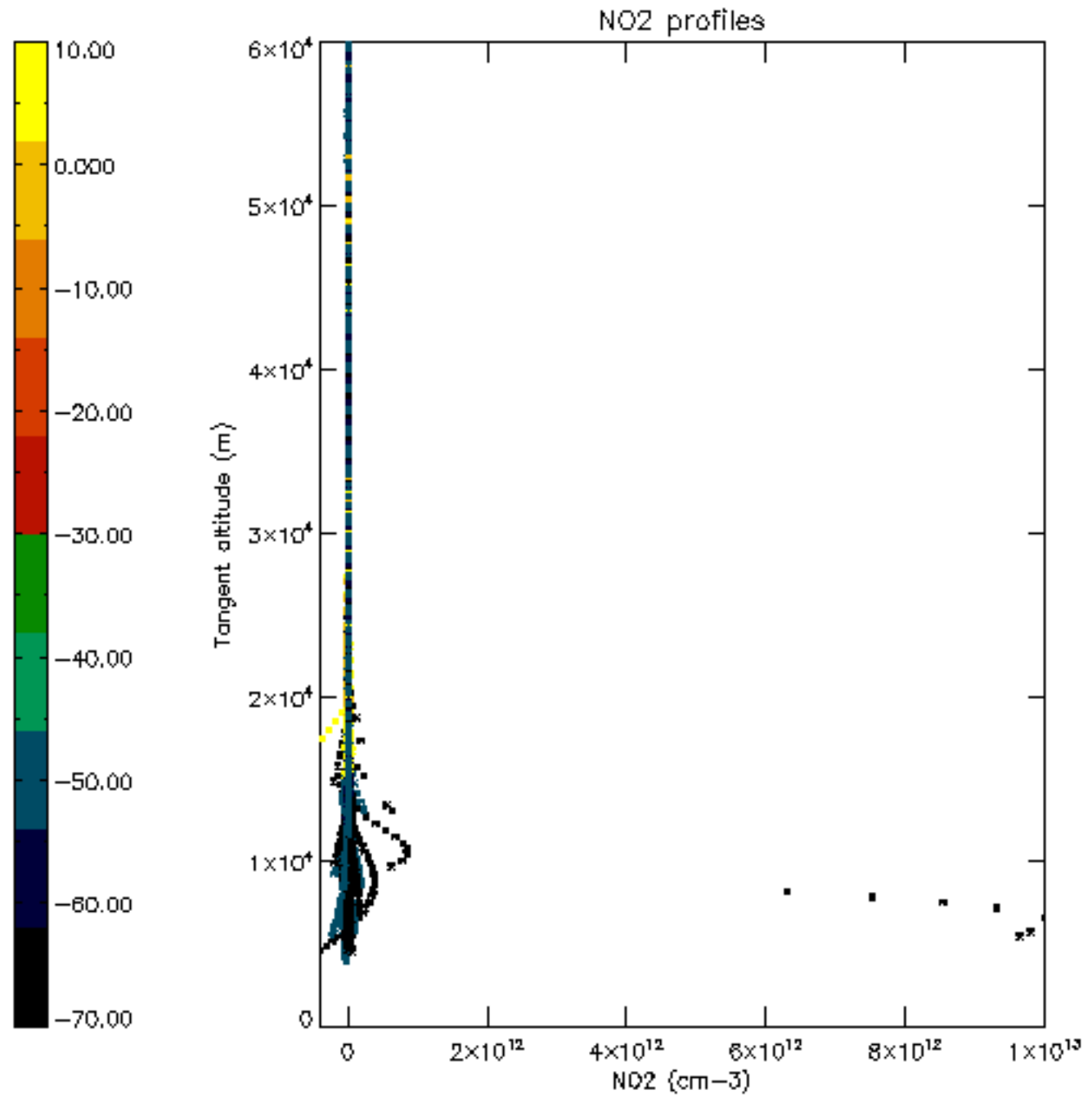


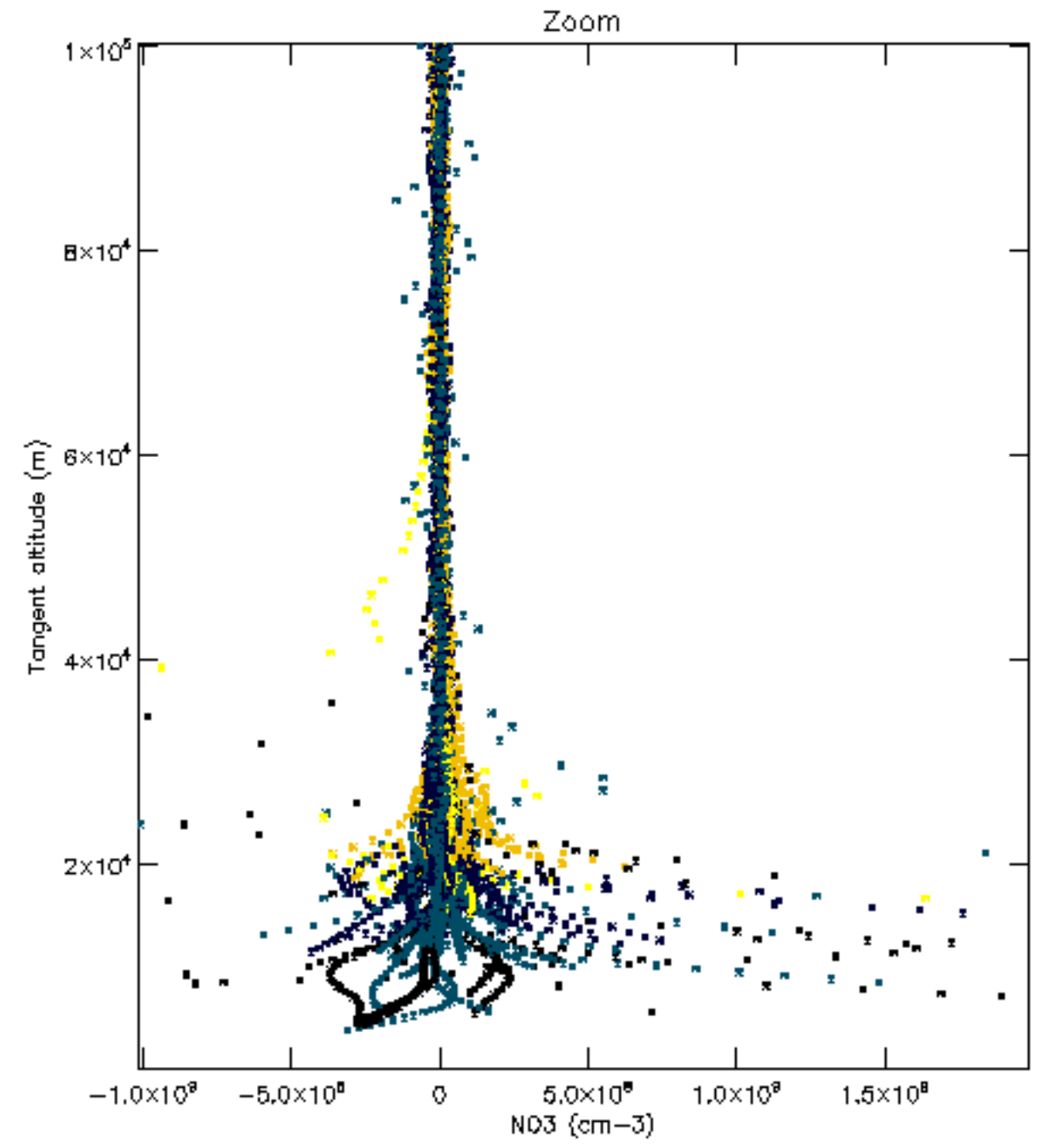
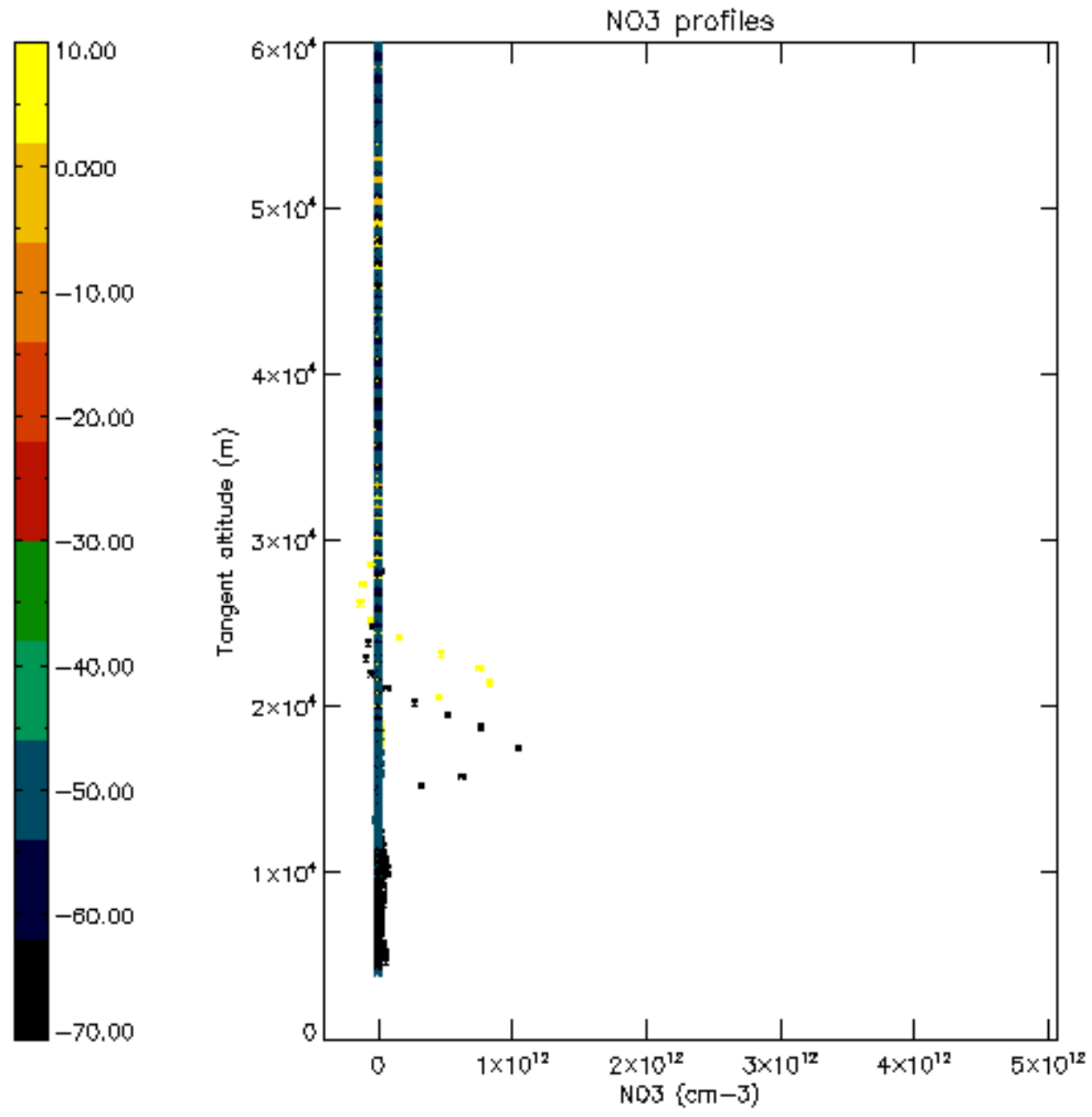


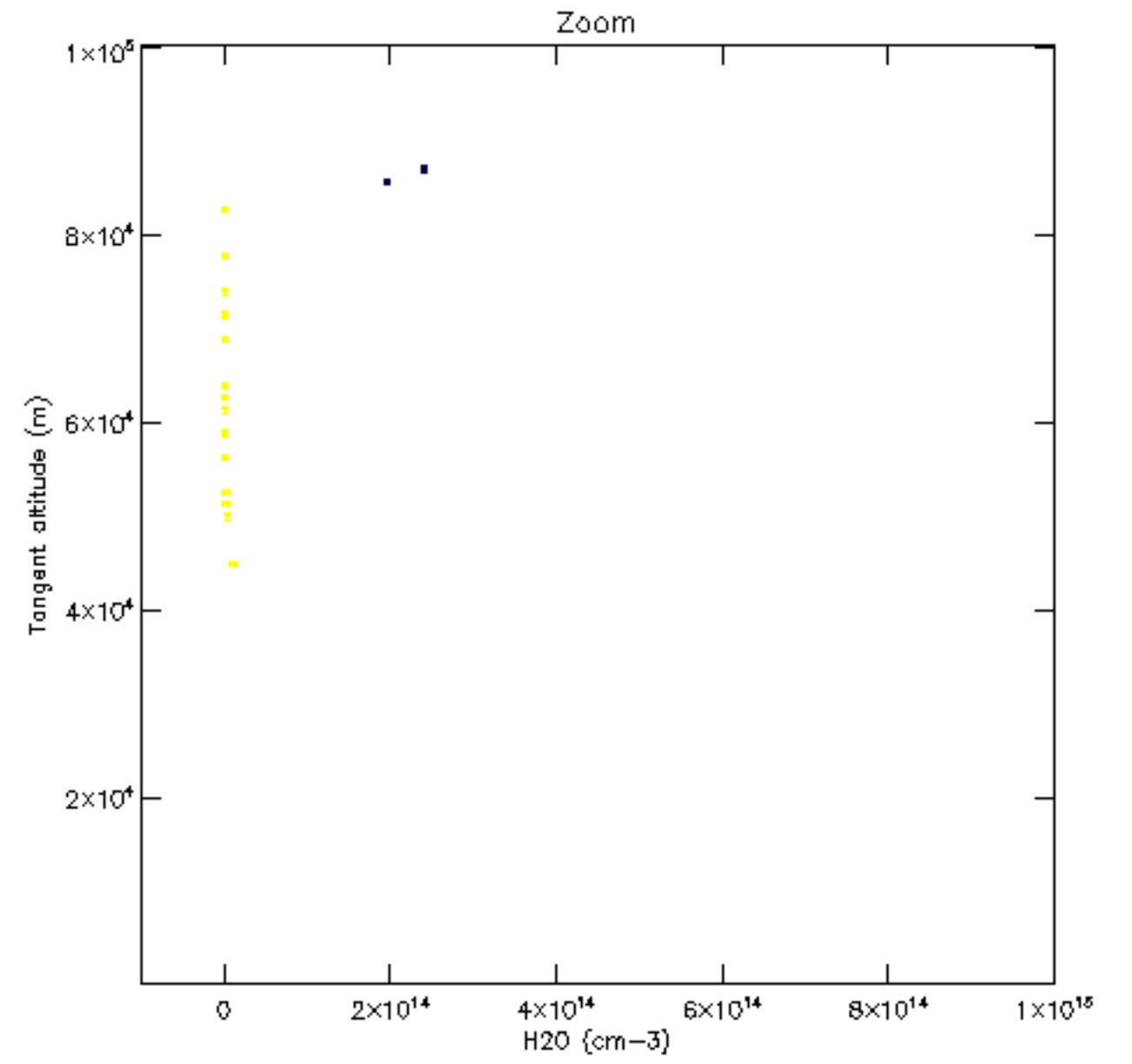
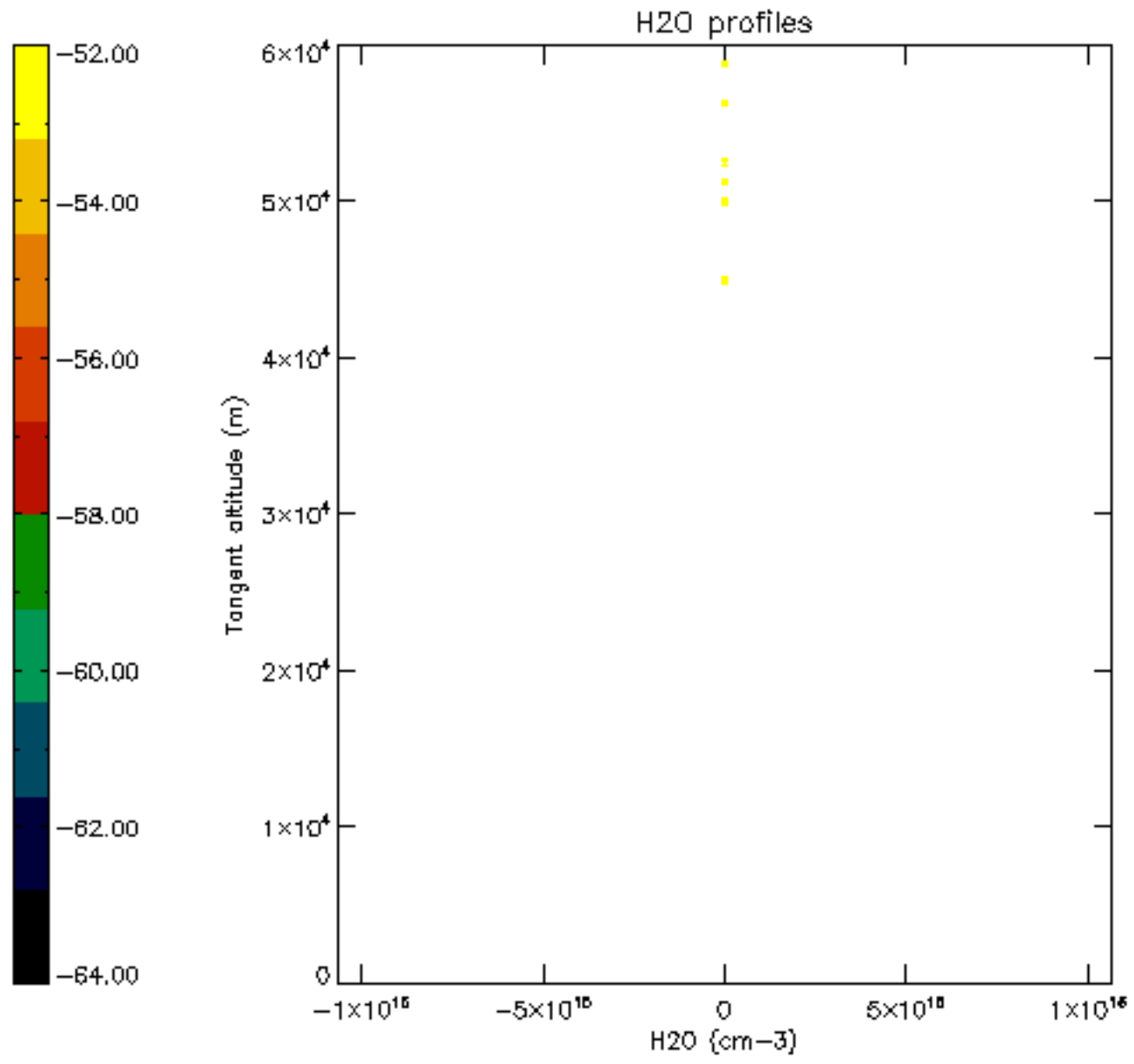


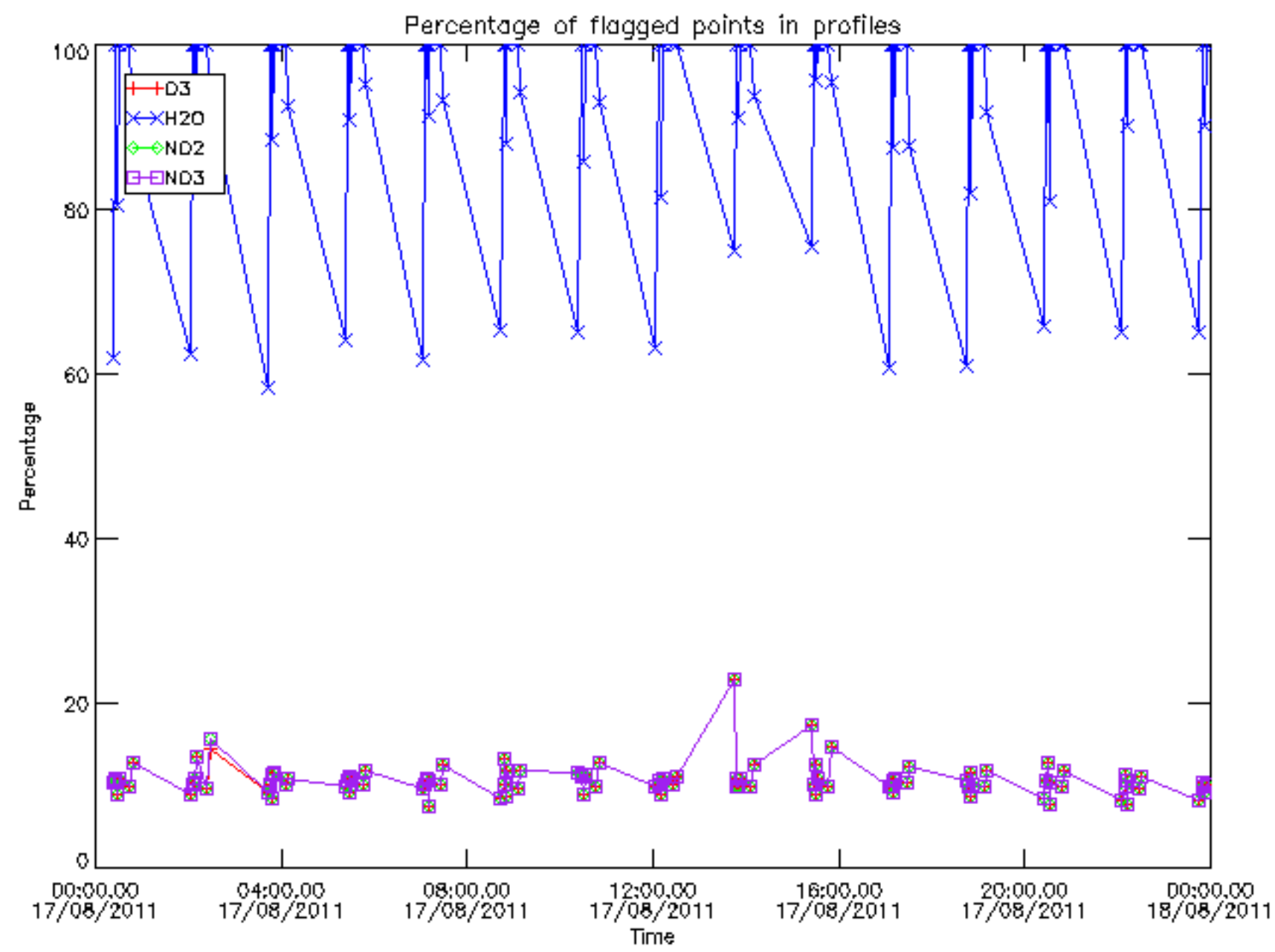




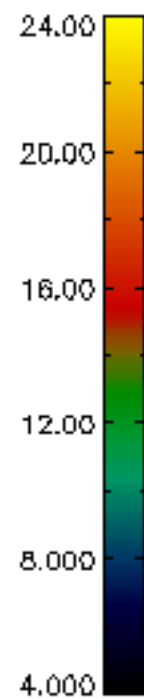
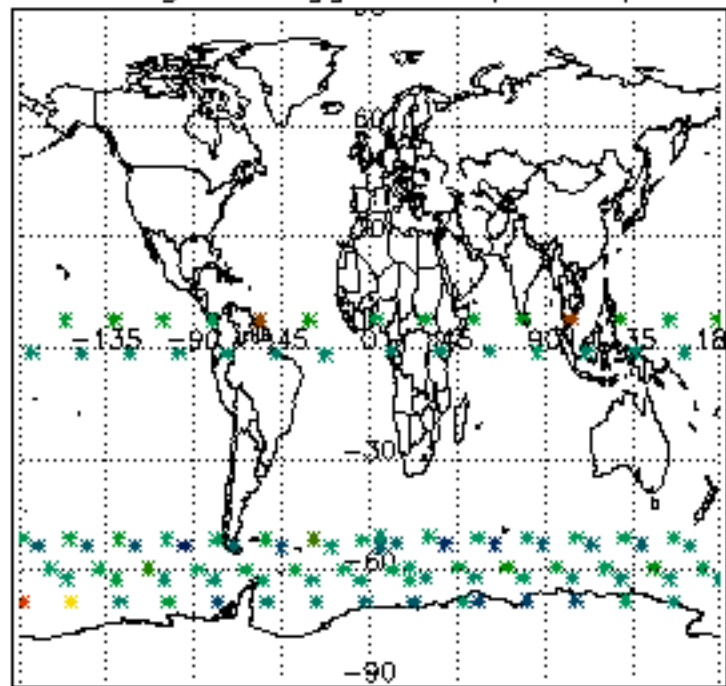




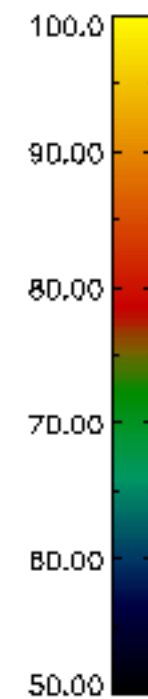
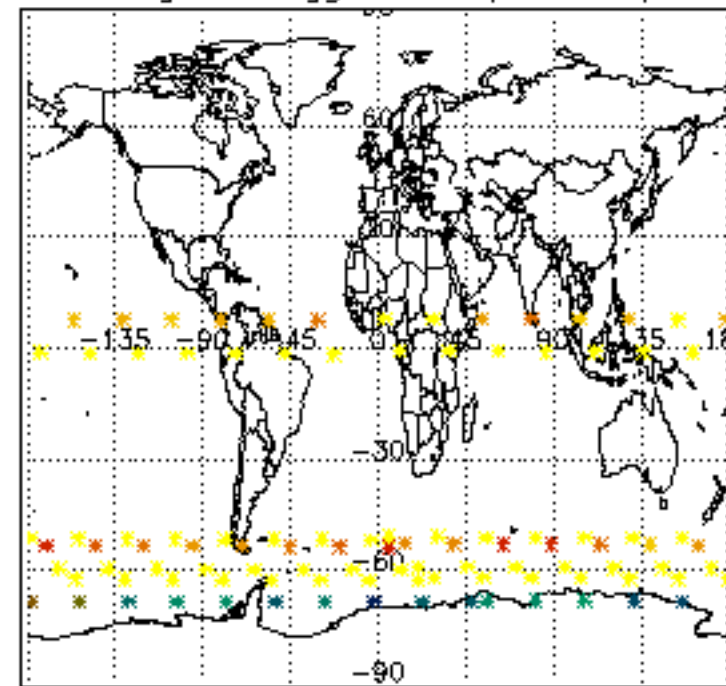




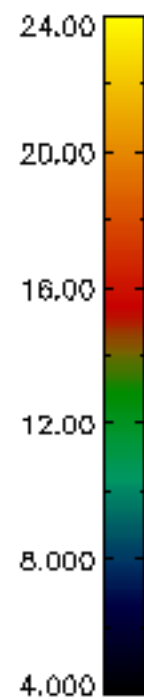
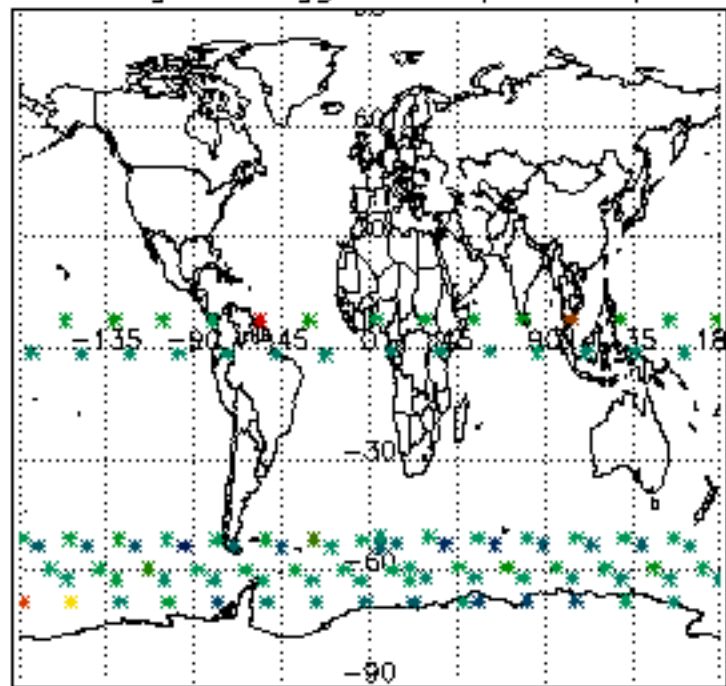
Percentage of flagged data per D3 profile



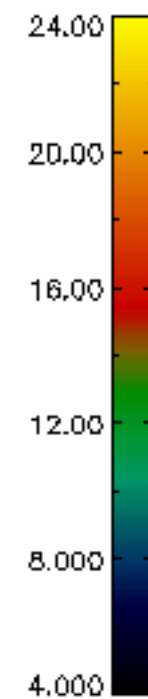
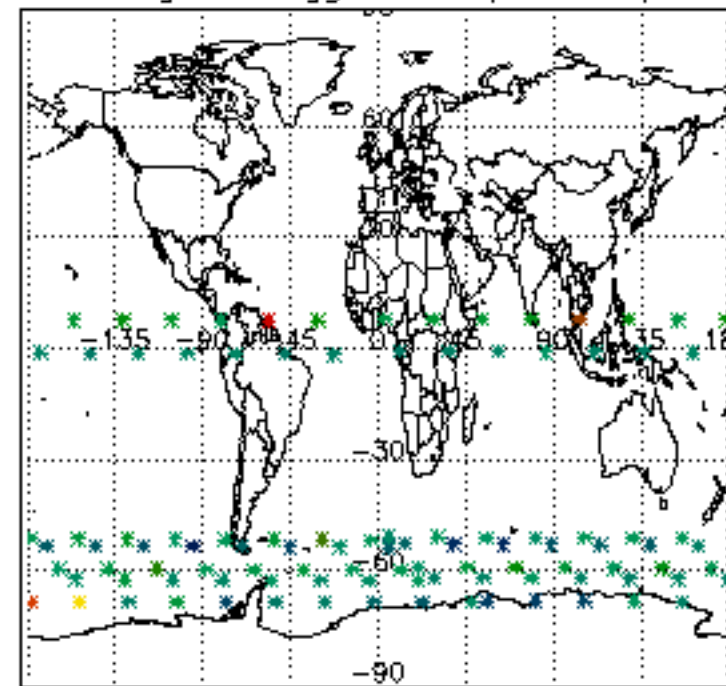
Percentage of flagged data per H2O profile

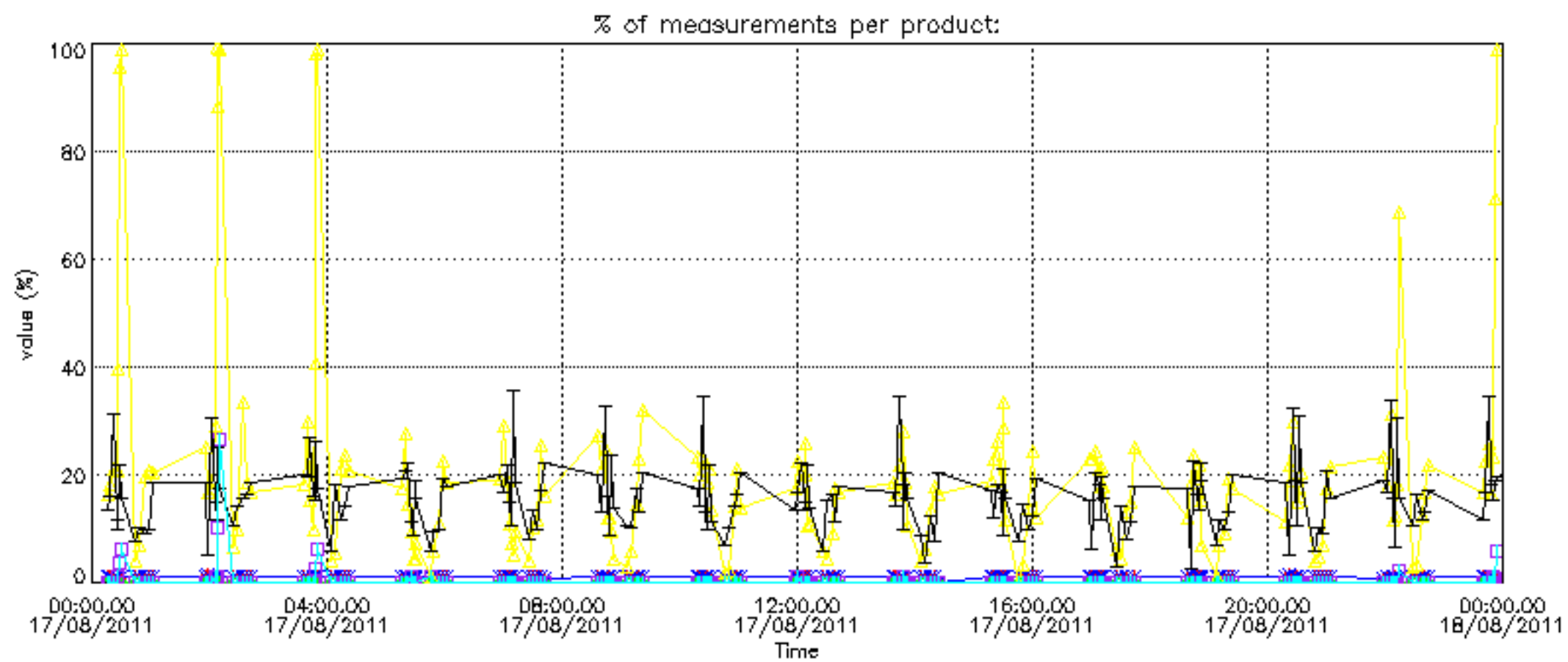
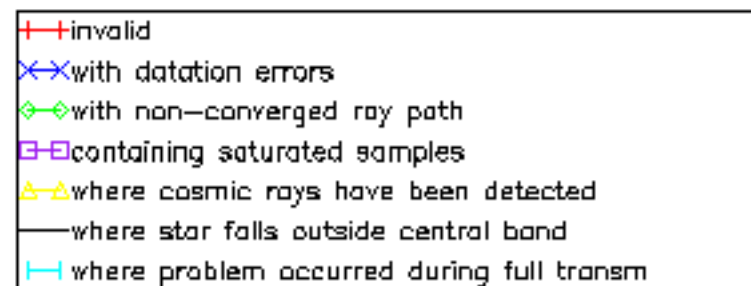


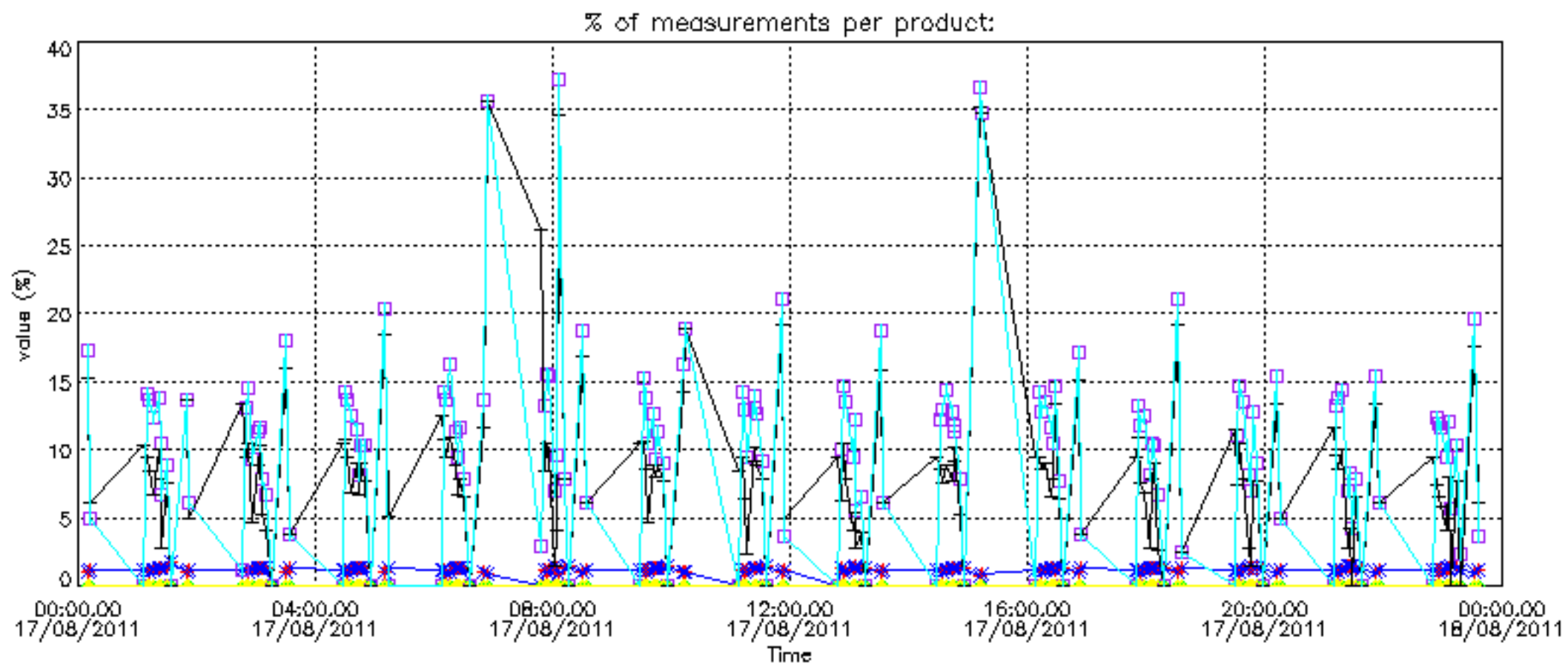
Percentage of flagged data per NO2 profile



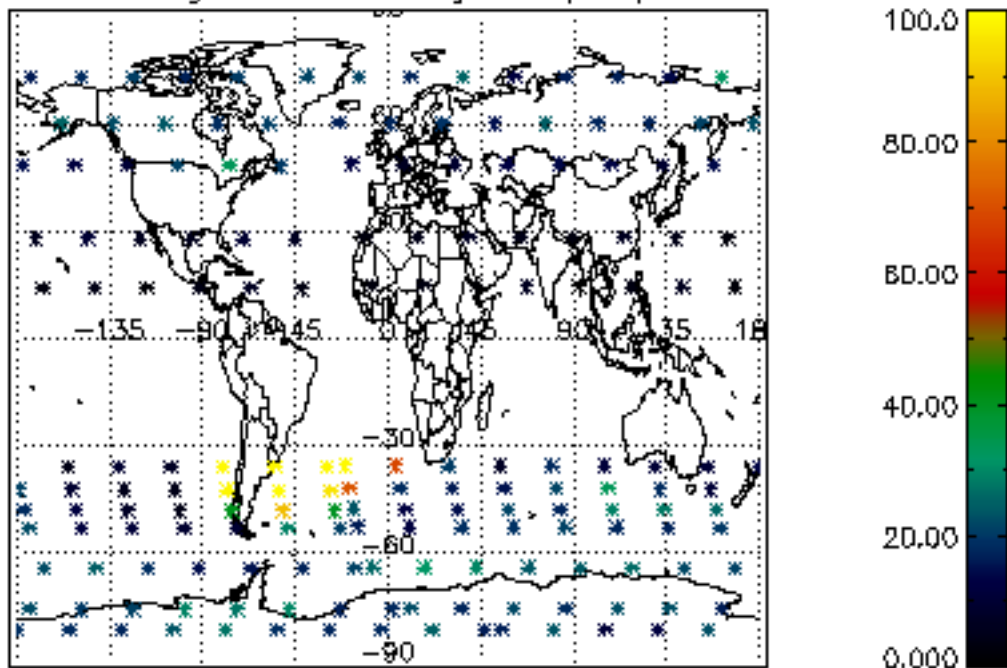
Percentage of flagged data per NO3 profile



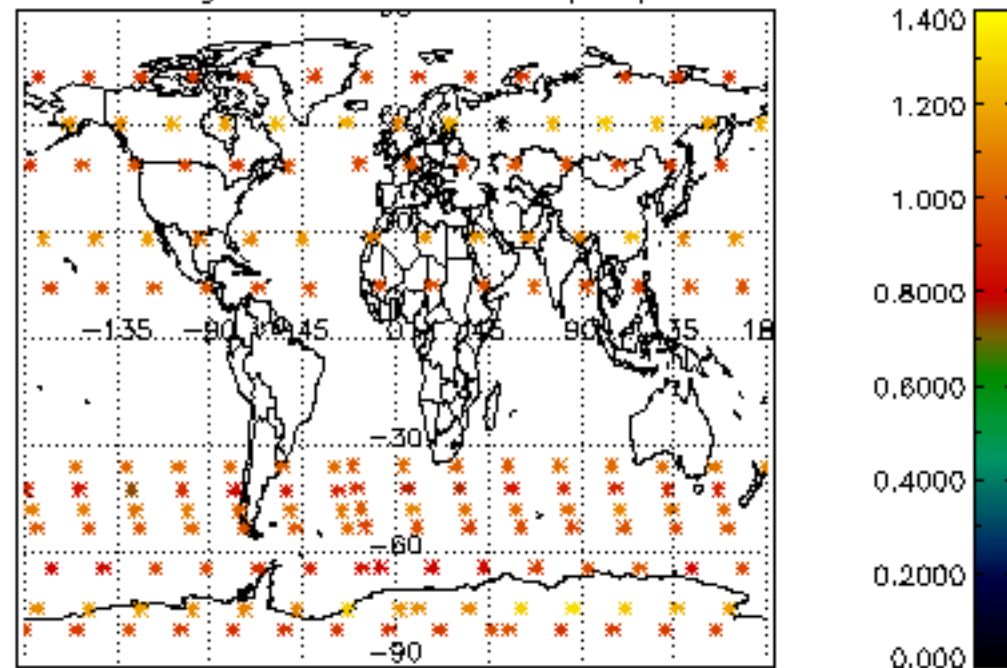




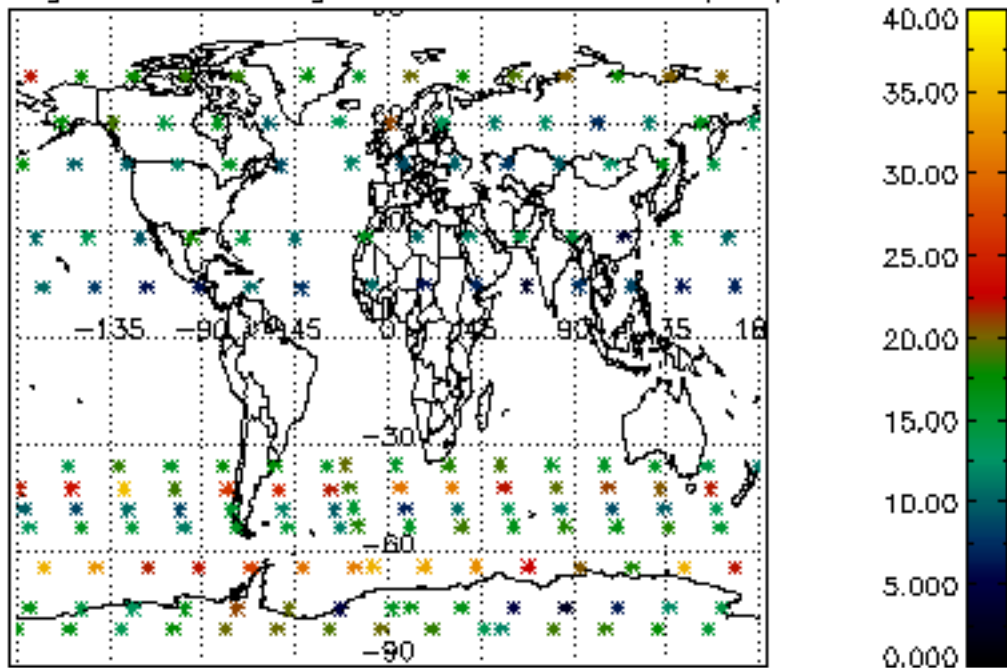
Percentage of cosmic ray hits per profile



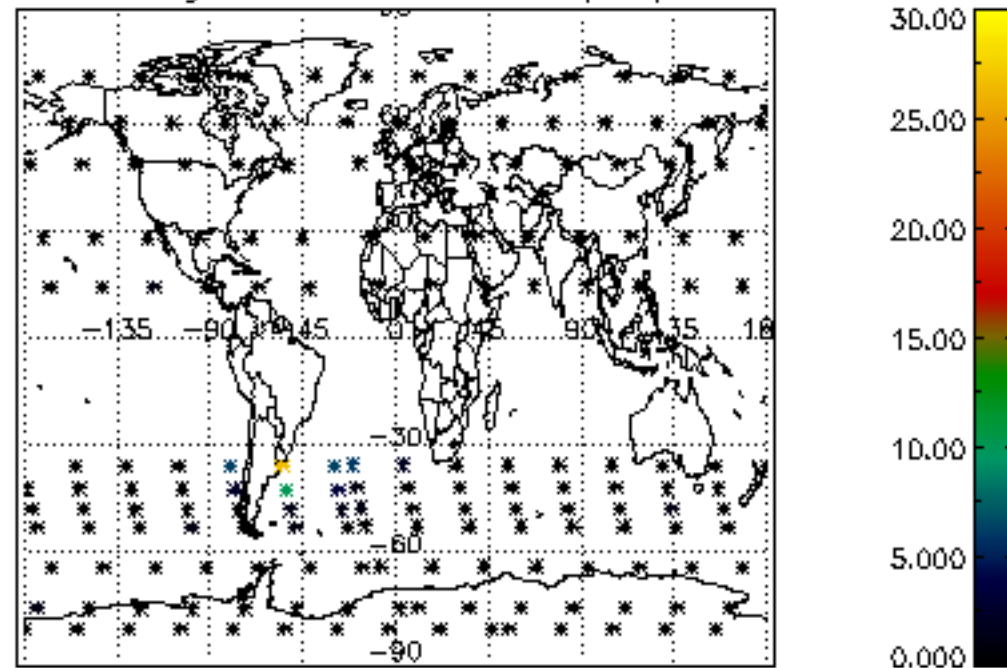
Percentage of datation errors per profile



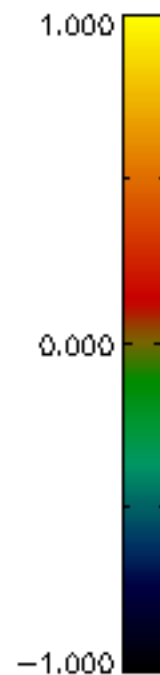
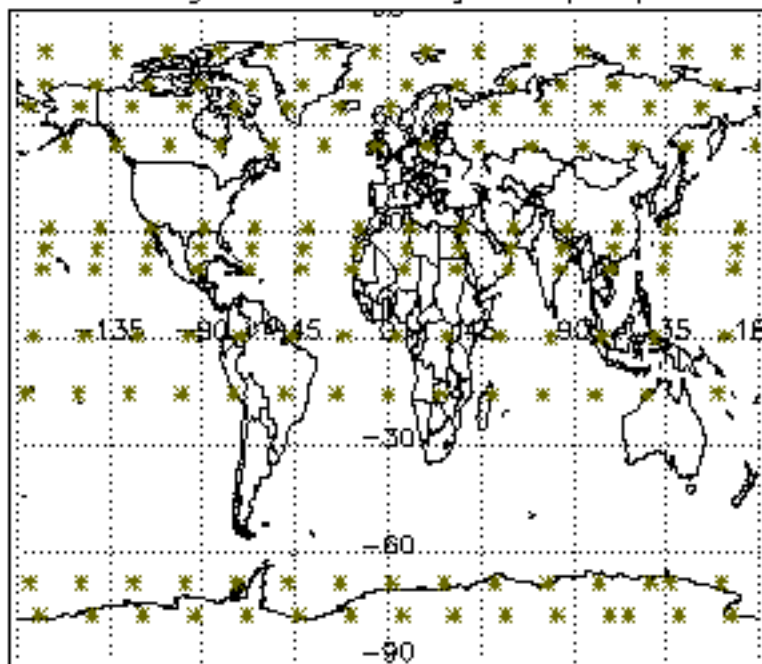
Percentage of star falling outside central band per profile



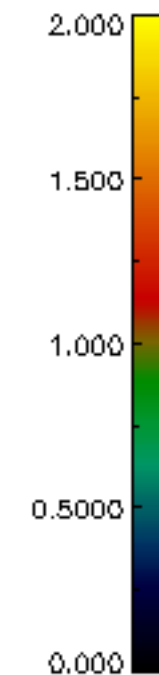
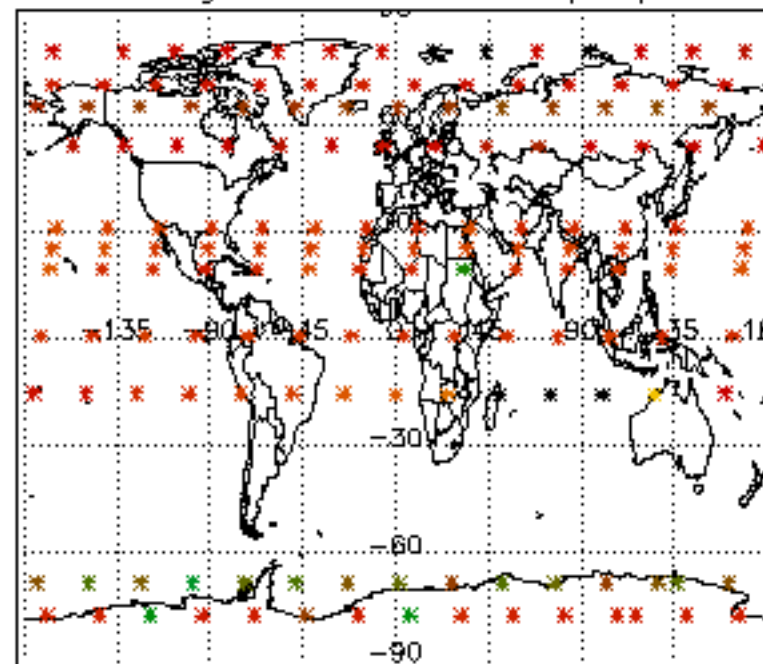
Percentage of saturation errors per profile



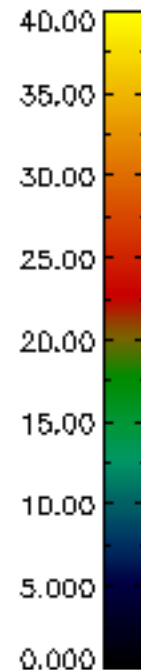
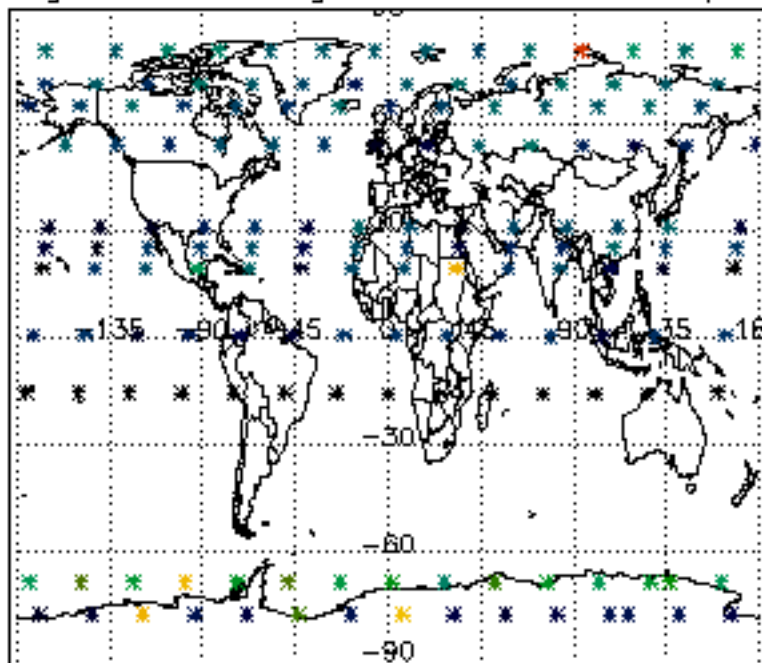
Percentage of cosmic ray hits per profile



Percentage of datation errors per profile



Percentage of star falling outside central band per profile



Percentage of saturation errors per profile

