

# GOMOS Level 2 Daily Report

## SUMMARY

### [1. General Info](#)

### [2. Summary of processed GOM\\_NL\\_2P products](#)

### [3. Level 2 Quality information per product](#)

#### [3.1 Plot of level 2 quality information per product \(time dependant\)](#)

#### [3.2 Plot of level 2 quality information per product \(world map\)](#)

### [4. Level 1 Quality information per product \(stored on level 2 products\)](#)

#### [4.1 Plot of level 1 quality information per product \(time dependant\)](#)

##### [4.1.1 Plot of level 1 quality information per product \(time dependant\): ASCENDING](#)

##### [4.1.2 Plot of level 1 quality information per product \(time dependant\): DESCENDING](#)

#### [4.2 Plot of level 1 quality information per product \(world map\)](#)

##### [4.2.1 Plot of level 1 quality information per product \(world map\): ASCENDING](#)

##### [4.2.2 Plot of level 1 quality information per product \(world map\): DESCENDING](#)

### [5. Ozone profiles based on quality statistics and other trace gas profiles](#)

#### [5.1 Ozone statistics based on quality of products](#)

#### [5.2 Plot ozone profiles for all STD \(dark without errors\)](#)

#### [5.3 Plot ozone profiles where STD < 20% \(dark without errors\)](#)

#### [5.4. Plot ozone profiles where STD < 10% \(dark without errors\)](#)

#### [5.5. Plot ozone profiles where STD < 5% \(dark without errors\)](#)

#### [5.6 Plot NO2 profiles for all STD \(dark without errors\)](#)

#### [5.7 Plot NO3 profiles for all STD \(dark without errors\)](#)

#### [5.8 Plot H2O profiles \(only for occultations of stars 1,2,3,4,13,14,16,26,63 dark without errors\) for all STD](#)

### [6. Auxiliary Data Files used for the production reported in section 2](#)

This report presents the daily analysis on parameters extracted from GOMOS level 2 data (GOM\_NL\_\_2P). It is intended to monitor some important parameters that will impact the quality of these products. A list of level 2 products (and content) that have arrived during the reporting day to the PCF is also given.

Item	Value
Time of report generation	24APR2013 16:56:13
Data source version	GOMOS/6.01
Start time of products	14-08-2011 (14AUG2011 00:00:00)
Stop time of products	15-08-2011 (15AUG2011 00:00:00)
Store outputs in DB	Yes
Nb of level 2 prods	335
Nb of prods with errors	0

## 2. Summary of processed GOM\_NL\_\_2P products.

Nr	Filename	UTC Start time	Limb	Duration	Star Id	Star Name	Star Mag	Star Temp	Nb Meas	Orbit	Prod. error
1	GOM_NL__2PRFIN20110814_000011_000000393105_00289_49441_0890.N1	14-AUG-2011 00:00:11	Bright	39.000	89	5Alp Cep	2.4510	8000.0	78	49441	No
2	GOM_NL__2PRFIN20110814_000506_000000383105_00289_49441_0891.N1	14-AUG-2011 00:05:06	Bright	38.000	74	11Bet Cas	2.2680	6600.0	76	49441	No
3	GOM_NL__2PRFIN20110814_001939_000000463105_00289_49441_0892.N1	14-AUG-2011 00:19:39	Bright	45.500	6	13Alp Aur	0.080000	3400.0	91	49441	No
4	GOM_NL__2PRFIN20110814_002230_000000453105_00289_49441_0893.N1	14-AUG-2011 00:22:30	Bright	45.000	107	37The Aur	2.6490	11000.	90	49441	No
5	GOM_NL__2PRFIN20110814_002533_000000493105_00289_49441_0894.N1	14-AUG-2011 00:25:33	Twilight	49.000	28	12Bet Tau	1.6500	15200.	98	49441	No
6	GOM_NL__2PRFIN20110814_002821_000000433105_00289_49441_0895.N1	14-AUG-2011 00:28:21	Twilight	42.500	44	24Gam Gem	1.9280	11000.	85	49441	No
7	GOM_NL__2PRFIN20110814_003147_000000563105_00289_49441_0896.N1	14-AUG-2011 00:31:47	Dark	55.500	14	58Alp Ori	0.87000	3000.0	111	49441	No
8	GOM_NL__2PRFIN20110814_003455_000000473105_00289_49441_0897.N1	14-AUG-2011 00:34:55	Dark	46.500	30	46Eps Ori	1.6940	30000.	93	49441	No
9	GOM_NL__2PRFIN20110814_003619_000000473105_00289_49441_0898.N1	14-AUG-2011 00:36:19	Dark	47.000	125	44Iot Ori	2.7700	30000.	94	49441	No
10	GOM_NL__2PRFIN20110814_003750_000000553105_00289_49441_0899.N1	14-AUG-2011 00:37:50	Dark	55.000	7	19Bet Ori	0.10000	14000.	110	49441	No
11	GOM_NL__2PRFIN20110814_003944_000000473105_00289_49441_0900.N1	14-AUG-2011 00:39:44	Dark	46.500	101	11Alp Lep	2.5820	7000.0	93	49441	No
12	GOM_NL__2PRFIN20110814_005323_000000493105_00290_49442_0904.N1	14-AUG-2011 00:53:23	Dark	49.000	157	The1Eri	2.9060	9300.0	98	49442	No
13	GOM_NL__2PRFIN20110814_005738_000000443105_00290_49442_0905.N1	14-AUG-2011 00:57:38	Dark	44.000	9	Alp Eri	0.45300	24000.	88	49442	No
14	GOM_NL__2PRFIN20110814_010318_000000653105_00290_49442_0906.N1	14-AUG-2011 01:03:18	Straylight	64.500	84	Alp Phe	2.3970	4500.0	129	49442	No
15	GOM_NL__2PRFIN20110814_010700_000000443105_00290_49442_0907.N1	14-AUG-2011 01:07:00	Straylight	44.000	31	Alp Gru	1.7340	15200.	88	49442	No
16	GOM_NL__2PRFIN20110814_011054_000000573105_00290_49442_0908.N1	14-AUG-2011 01:10:54	Twilight	56.500	18	24Alp PsA	1.1660	9700.0	113	49442	No
17	GOM_NL__2PRFIN20110814_011639_000000453105_00290_49442_0909.N1	14-AUG-2011 01:16:39	Bright	44.500	142	49Del Cap	2.8500	8900.0	89	49442	No
18	GOM_NL__2PRFIN20110814_012009_000000443105_00290_49442_0910.N1	14-AUG-2011 01:20:09	Bright	44.000	154	22Bet Aqr	2.8990	5700.0	88	49442	No
19	GOM_NL__2PRFIN20110814_012214_000000493105_00290_49442_0911.N1	14-AUG-2011 01:22:14	Bright	49.000	162	34Alp Aqr	2.9440	5350.0	98	49442	No
20	GOM_NL__2PRFIN20110814_012526_000000473105_00290_49442_0912.N1	14-AUG-2011 01:25:26	Bright	47.000	61	8Eps Peg	2.1000	3900.0	94	49442	No
21	GOM_NL__2PRFIN20110814_013152_000000403105_00290_49442_0913.N1	14-AUG-2011 01:31:52	Bright	40.000	92	53Eps Cyg	2.5000	4500.0	80	49442	No
22	GOM_NL__2PRFIN20110814_013325_000000383105_00290_49442_0914.N1	14-AUG-2011 01:33:25	Bright	38.000	66	37Gam Cyg	2.2080	5900.0	76	49442	No
23	GOM_NL__2PRFIN20110814_013503_000000373105_00290_49442_0915.N1	14-AUG-2011 01:35:03	Bright	36.500	19	50Alp Cyg	1.2460	10500.	73	49442	No
24	GOM_NL__2PRFIN20110814_014024_000000403105_00290_49442_0916.N1	14-AUG-2011 01:40:24	Bright	39.500	89	5Alp Cep	2.4510	8000.0	79	49442	No
25	GOM_NL__2PRFIN20110814_014519_000000403105_00290_49442_0917.N1	14-AUG-2011 01:45:19	Bright	40.000	74	11Bet Cas	2.2680	6600.0	80	49442	No
26	GOM_NL__2PRFIN20110814_015953_000000483105_00290_49442_0918.N1	14-AUG-2011 01:59:53	Bright	48.000	6	13Alp Aur	0.080000	3400.0	96	49442	No
27	GOM_NL__2PRFIN20110814_020244_000000423105_00290_49442_0919.N1	14-AUG-2011 02:02:44	Bright	42.000	107	37The Aur	2.6490	11000.	84	49442	No
28	GOM_NL__2PRFIN20110814_020547_000000523105_00290_49442_0920.N1	14-AUG-2011 02:05:47	Twilight	51.500	28	12Bet Tau	1.6500	15200.	103	49442	No
29	GOM_NL__2PRFIN20110814_020835_000000423105_00290_49442_0921.N1	14-AUG-2011 02:08:35	Twilight	41.500	44	24Gam Gem	1.9280	11000.	83	49442	No
30	GOM_NL__2PRFIN20110814_021201_000000573105_00290_49442_0922.N1	14-AUG-2011 02:12:01	Dark	56.500	14	58Alp Ori	0.87000	3000.0	113	49442	No
31	GOM_NL__2PRFIN20110814_021509_000000513105_00290_49442_0923.N1	14-AUG-2011 02:15:09	Dark	50.500	30	46Eps Ori	1.6940	30000.	101	49442	No
32	GOM_NL__2PRFIN20110814_021634_000000483105_00290_49442_0924.N1	14-AUG-2011 02:16:34	Dark	47.500	125	44Iot Ori	2.7700	30000.	95	49442	No
33	GOM_NL__2PRFIN20110814_021805_000000553105_00290_49442_0925.N1	14-AUG-2011 02:18:05	Dark	55.000	7	19Bet Ori	0.10000	14000.	110	49442	No
34	GOM_NL__2PRFIN20110814_021959_000000473105_00290_49442_0926.N1	14-AUG-2011 02:19:59	Dark	46.500	101	11Alp Lep	2.5820	7000.0	93	49442	No
35	GOM_NL__2PRFIN20110814_023338_000000523105_00291_49443_0963.N1	14-AUG-2011 02:33:38	Dark	51.500	157	The1Eri	2.9060	9300.0	103	49443	No
36	GOM_NL__2PRFIN20110814_023753_000000443105_00291_49443_0964.N1	14-AUG-2011 02:37:53	Dark	43.500	9	Alp Eri	0.45300	24000.	87	49443	No
37	GOM_NL__2PRFIN20110814_024332_000000623105_00291_49443_0965.N1	14-AUG-2011 02:43:32	Straylight	62.000	84	Alp Phe	2.3970	4500.0	124	49443	No
38	GOM_NL__2PRFIN20110814_024715_000000423105_00291_49443_0966.N1	14-AUG-2011 02:47:15	Straylight	41.500	31	Alp Gru	1.7340	15200.	83	49443	No
39	GOM_NL__2PRFIN20110814_025109_000000583105_00291_49443_0967.N1	14-AUG-2011 02:51:09	Twilight	57.500	18	24Alp PsA	1.1660	9700.0	115	49443	No
40	GOM_NL__2PRFIN20110814_025653_000000453105_00291_49443_0968.N1	14-AUG-2011 02:56:53	Bright	44.500	142	49Del Cap	2.8500	8900.0	89	49443	No
41	GOM_NL__2PRFIN20110814_030023_000000433105_00291_49443_0969.N1	14-AUG-2011 03:00:23	Bright	43.000	154	22Bet Aqr	2.8990	5700.0	86	49443	No
42	GOM_NL__2PRFIN20110814_030228_000000503105_00291_49443_0970.N1	14-AUG-2011 03:02:28	Bright	50.000	162	34Alp Aqr	2.9440	5350.0	100	49443	No

43	GOM_NL__2PRFIN20110814_030540_000000453105_00291_49443_0971.N1	14-AUG-2011 03:05:40	Bright	44.500	61	8Eps Peg	2.1000	3900.0	89	49443	No
44	GOM_NL__2PRFIN20110814_031206_000000383105_00291_49443_0972.N1	14-AUG-2011 03:12:06	Bright	37.500	92	53Eps Cyg	2.5000	4500.0	75	49443	No
45	GOM_NL__2PRFIN20110814_031339_000000383105_00291_49443_0973.N1	14-AUG-2011 03:13:39	Bright	38.000	66	37Gam Cyg	2.2080	5900.0	76	49443	No
46	GOM_NL__2PRFIN20110814_031517_000000363105_00291_49443_0974.N1	14-AUG-2011 03:15:17	Bright	36.000	19	50Alp Cyg	1.2460	10500.	72	49443	No
47	GOM_NL__2PRFIN20110814_032038_000000353105_00291_49443_0975.N1	14-AUG-2011 03:20:38	Bright	35.000	89	5Alp Cep	2.4510	8000.0	70	49443	No
48	GOM_NL__2PRFIN20110814_032533_000000403105_00291_49443_0976.N1	14-AUG-2011 03:25:33	Bright	39.500	74	11Bet Cas	2.2680	6600.0	79	49443	No
49	GOM_NL__2PRFIN20110814_034007_000000463105_00291_49443_0977.N1	14-AUG-2011 03:40:07	Bright	45.500	6	13Alp Aur	0.080000	3400.0	91	49443	No
50	GOM_NL__2PRFIN20110814_034258_000000393105_00291_49443_0978.N1	14-AUG-2011 03:42:58	Bright	39.000	107	37The Aur	2.6490	11000.	78	49443	No
51	GOM_NL__2PRFIN20110814_034601_000000483105_00291_49443_0979.N1	14-AUG-2011 03:46:01	Twilight	48.000	28	12Bet Tau	1.6500	15200.	96	49443	No
52	GOM_NL__2PRFIN20110814_034849_000000433105_00291_49443_0980.N1	14-AUG-2011 03:48:49	Twilight	43.000	44	24Gam Gem	1.9280	11000.	86	49443	No
53	GOM_NL__2PRFIN20110814_035216_000000593105_00291_49443_0981.N1	14-AUG-2011 03:52:16	Dark	59.000	14	58Alp Ori	0.87000	3000.0	118	49443	No
54	GOM_NL__2PRFIN20110814_035524_000000493105_00291_49443_0982.N1	14-AUG-2011 03:55:24	Dark	48.500	30	46Eps Ori	1.6940	30000.	97	49443	No
55	GOM_NL__2PRFIN20110814_035649_000000463105_00291_49443_0983.N1	14-AUG-2011 03:56:49	Dark	45.500	125	44lot Ori	2.7700	30000.	91	49443	No
56	GOM_NL__2PRFIN20110814_035819_000000563105_00291_49443_0984.N1	14-AUG-2011 03:58:19	Dark	55.500	7	19Bet Ori	0.10000	14000.	111	49443	No
57	GOM_NL__2PRFIN20110814_040014_000000473105_00291_49443_0985.N1	14-AUG-2011 04:00:14	Dark	47.000	101	11Alp Lep	2.5820	7000.0	94	49443	No
58	GOM_NL__2PRFIN20110814_041353_000000523105_00292_49444_0957.N1	14-AUG-2011 04:13:53	Dark	51.500	157	The1Eri	2.9060	9300.0	103	49444	No
59	GOM_NL__2PRFIN20110814_041807_000000483105_00292_49444_0958.N1	14-AUG-2011 04:18:07	Dark	47.500	9	Alp Eri	0.45300	24000.	95	49444	No
60	GOM_NL__2PRFIN20110814_042347_000000523105_00292_49444_0959.N1	14-AUG-2011 04:23:47	Straylight	52.000	84	Alp Phe	2.3970	4500.0	104	49444	No
61	GOM_NL__2PRFIN20110814_042729_000000423105_00292_49444_0960.N1	14-AUG-2011 04:27:29	Straylight	42.000	31	Alp Gru	1.7340	15200.	84	49444	No
62	GOM_NL__2PRFIN20110814_043123_000000573105_00292_49444_0961.N1	14-AUG-2011 04:31:23	Twilight	56.500	18	24Alp PsA	1.1660	9700.0	113	49444	No
63	GOM_NL__2PRFIN20110814_043707_000000453105_00292_49444_0962.N1	14-AUG-2011 04:37:07	Bright	45.000	142	49Del Cap	2.8500	8900.0	90	49444	No
64	GOM_NL__2PRFIN20110814_044037_000000433105_00292_49444_0963.N1	14-AUG-2011 04:40:37	Bright	43.000	154	22Bet Aqr	2.8990	5700.0	86	49444	No
65	GOM_NL__2PRFIN20110814_044242_000000503105_00292_49444_0964.N1	14-AUG-2011 04:42:42	Bright	50.000	162	34Alp Aqr	2.9440	5350.0	100	49444	No
66	GOM_NL__2PRFIN20110814_044553_000000473105_00292_49444_0965.N1	14-AUG-2011 04:45:53	Bright	46.500	61	8Eps Peg	2.1000	3900.0	93	49444	No
67	GOM_NL__2PRFIN20110814_045220_000000563105_00292_49444_0966.N1	14-AUG-2011 04:52:20	Bright	56.000	92	53Eps Cyg	2.5000	4500.0	112	49444	No
68	GOM_NL__2PRFIN20110814_045353_000000543105_00292_49444_0967.N1	14-AUG-2011 04:53:53	Bright	54.000	66	37Gam Cyg	2.2080	5900.0	108	49444	No
69	GOM_NL__2PRFIN20110814_045531_000000393105_00292_49444_0968.N1	14-AUG-2011 04:55:31	Bright	39.000	19	50Alp Cyg	1.2460	10500.	78	49444	No
70	GOM_NL__2PRFIN20110814_050052_000000363105_00292_49444_0969.N1	14-AUG-2011 05:00:52	Bright	35.500	89	5Alp Cep	2.4510	8000.0	71	49444	No
71	GOM_NL__2PRFIN20110814_050546_000000423105_00292_49444_0970.N1	14-AUG-2011 05:05:46	Bright	41.500	74	11Bet Cas	2.2680	6600.0	83	49444	No
72	GOM_NL__2PRFIN20110814_052021_000000503105_00292_49444_0971.N1	14-AUG-2011 05:20:21	Bright	49.500	6	13Alp Aur	0.080000	3400.0	99	49444	No
73	GOM_NL__2PRFIN20110814_052312_000000393105_00292_49444_0972.N1	14-AUG-2011 05:23:12	Bright	39.000	107	37The Aur	2.6490	11000.	78	49444	No
74	GOM_NL__2PRFIN20110814_052615_000000523105_00292_49444_0973.N1	14-AUG-2011 05:26:15	Twilight	52.000	28	12Bet Tau	1.6500	15200.	104	49444	No
75	GOM_NL__2PRFIN20110814_052904_000000423105_00292_49444_0974.N1	14-AUG-2011 05:29:04	Twilight	42.000	44	24Gam Gem	1.9280	11000.	84	49444	No
76	GOM_NL__2PRFIN20110814_053230_000000493105_00292_49444_0975.N1	14-AUG-2011 05:32:30	Dark	48.500	14	58Alp Ori	0.87000	3000.0	97	49444	No
77	GOM_NL__2PRFIN20110814_053539_000000503105_00292_49444_0976.N1	14-AUG-2011 05:35:39	Dark	50.000	30	46Eps Ori	1.6940	30000.	100	49444	No
78	GOM_NL__2PRFIN20110814_053703_000000463105_00292_49444_0977.N1	14-AUG-2011 05:37:03	Dark	45.500	125	44lot Ori	2.7700	30000.	91	49444	No
79	GOM_NL__2PRFIN20110814_053834_000000663105_00292_49444_0978.N1	14-AUG-2011 05:38:34	Dark	65.500	7	19Bet Ori	0.10000	14000.	131	49444	No
80	GOM_NL__2PRFIN20110814_054028_000000473105_00292_49444_0979.N1	14-AUG-2011 05:40:28	Dark	46.500	101	11Alp Lep	2.5820	7000.0	93	49444	No
81	GOM_NL__2PRFIN20110814_055409_000000523105_00293_49445_0997.N1	14-AUG-2011 05:54:09	Dark	51.500	157	The1Eri	2.9060	9300.0	103	49445	No
82	GOM_NL__2PRFIN20110814_055822_000000453105_00293_49445_0998.N1	14-AUG-2011 05:58:22	Dark	44.500	9	Alp Eri	0.45300	24000.	89	49445	No
83	GOM_NL__2PRFIN20110814_060402_000000543105_00293_49445_0999.N1	14-AUG-2011 06:04:02	Straylight	53.500	84	Alp Phe	2.3970	4500.0	107	49445	No
84	GOM_NL__2PRFIN20110814_060743_000000423105_00293_49445_1000.N1	14-AUG-2011 06:07:43	Straylight	42.000	31	Alp Gru	1.7340	15200.	84	49445	No
85	GOM_NL__2PRFIN20110814_061138_000000523105_00293_49445_1001.N1	14-AUG-2011 06:11:38	Twilight	51.500	18	24Alp PsA	1.1660	9700.0	103	49445	No
86	GOM_NL__2PRFIN20110814_061721_000000453105_00293_49445_1002.N1	14-AUG-2011 06:17:21	Bright	45.000	142	49Del Cap	2.8500	8900.0	90	49445	No
87	GOM_NL__2PRFIN20110814_062051_000000433105_00293_49445_1003.N1	14-AUG-2011 06:20:51	Bright	42.500	154	22Bet Aqr	2.8990	5700.0	85	49445	No
88	GOM_NL__2PRFIN20110814_062255_000000503105_00293_49445_1004.N1	14-AUG-2011 06:22:55	Bright	50.000	162	34Alp Aqr	2.9440	5350.0	100	49445	No
89	GOM_NL__2PRFIN20110814_062607_000000663105_00293_49445_1005.N1	14-AUG-2011 06:26:07	Bright	66.000	61	8Eps Peg	2.1000	3900.0	132	49445	No
90	GOM_NL__2PRFIN20110814_063233_000000403105_00293_49445_1006.N1	14-AUG-2011 06:32:33	Bright	39.500	92	53Eps Cyg	2.5000	4500.0	79	49445	No
91	GOM_NL__2PRFIN20110814_063407_000000393105_00293_49445_1007.N1	14-AUG-2011 06:34:07	Bright	38.500	66	37Gam Cyg	2.2080	5900.0	77	49445	No
92	GOM_NL__2PRFIN20110814_063545_000000393105_00293_49445_1008.N1	14-AUG-2011 06:35:45	Bright	39.000	19	50Alp Cyg	1.2460	10500.	78	49445	No
93	GOM_NL__2PRFIN20110814_064106_000000403105_00293_49445_1009.N1	14-AUG-2011 06:41:06	Bright	39.500	89	5Alp Cep	2.4510	8000.0	79	49445	No
94	GOM_NL__2PRFIN20110814_064559_000000423105_00293_49445_1010.N1	14-AUG-2011 06:45:59	Bright	41.500	74	11Bet Cas	2.2680	6600.0	83	49445	No
95	GOM_NL__2PRFIN20110814_070035_000000483105_00293_49445_1011.N1	14-AUG-2011 07:00:35	Bright	47.500	6	13Alp Aur	0.080000	3400.0	95	49445	No
96	GOM_NL__2PRFIN20110814_070326_000000393105_00293_49445_1012.N1	14-AUG-2011 07:03:26	Bright	39.000	107	37The Aur	2.6490	11000.	78	49445	No
97	GOM_NL__2PRFIN20110814_070629_000000523105_00293_49445_1013.N1	14-AUG-2011 07:06:29	Twilight	51.500	28	12Bet Tau	1.6500	15200.	103	49445	No
98	GOM_NL__2PRFIN20110814_070918_000000433105_00293_49445_1014.N1	14-AUG-2011 07:09:18	Twilight	42.500	44	24Gam Gem	1.9280	11000.	85	49445	No
99	GOM_NL__2PRFIN20110814_071245_000000593105_00293_49445_1015.N1	14-AUG-2011 07:12:45	Dark	58.500	14	58Alp Ori	0.87000	3000.0	117	49445	No
100	GOM_NL__2PRFIN20110814_071553_000000503105_00293_49445_1016.N1	14-AUG-2011 07:15:53	Dark	50.000	30	46Eps Ori	1.6940	30000.	100	49445	No
101	GOM_NL__2PRFIN20110814_071718_000000453105_00293_49445_1017.N1	14-AUG-2011 07:17:18	Dark	45.000	125	44lot Ori	2.7700	30000.	90	49445	No

102	GOM_NL__2PRFIN20110814_071849_000000543105_00293_49445_1018.N1	14-AUG-2011 07:18:49	Dark	54.000	7	19Bet Ori	0.10000	14000.	108	49445	No
103	GOM_NL__2PRFIN20110814_072043_000000473105_00293_49445_1019.N1	14-AUG-2011 07:20:43	Dark	46.500	101	11Alp Lep	2.5820	7000.0	93	49445	No
104	GOM_NL__2PRFIN20110814_073424_000000503105_00294_49446_1024.N1	14-AUG-2011 07:34:24	Dark	49.500	157	The1Eri	2.9060	9300.0	99	49446	No
105	GOM_NL__2PRFIN20110814_073837_000000483105_00294_49446_1025.N1	14-AUG-2011 07:38:37	Dark	48.000	9	Alp Eri	0.45300	24000.	96	49446	No
106	GOM_NL__2PRFIN20110814_074417_000000523105_00294_49446_1026.N1	14-AUG-2011 07:44:17	Straylight	52.000	84	Alp Phe	2.3970	4500.0	104	49446	No
107	GOM_NL__2PRFIN20110814_074758_000000413105_00294_49446_1027.N1	14-AUG-2011 07:47:58	Straylight	41.000	31	Alp Gru	1.7340	15200.	82	49446	No
108	GOM_NL__2PRFIN20110814_075152_000000583105_00294_49446_1028.N1	14-AUG-2011 07:51:52	Tw_i_and_stray	58.000	18	24Alp PsA	1.1660	9700.0	116	49446	No
109	GOM_NL__2PRFIN20110814_075736_000000443105_00294_49446_1029.N1	14-AUG-2011 07:57:36	Bright	44.000	142	49Del Cap	2.8500	8900.0	88	49446	No
110	GOM_NL__2PRFIN20110814_080105_000000433105_00294_49446_1030.N1	14-AUG-2011 08:01:05	Bright	43.000	154	22Bet Aqr	2.8990	5700.0	86	49446	No
111	GOM_NL__2PRFIN20110814_080309_000000503105_00294_49446_1031.N1	14-AUG-2011 08:03:09	Bright	50.000	162	34Alp Aqr	2.9440	5350.0	100	49446	No
112	GOM_NL__2PRFIN20110814_080621_000000483105_00294_49446_1032.N1	14-AUG-2011 08:06:21	Bright	48.000	61	8Eps Peg	2.1000	3900.0	96	49446	No
113	GOM_NL__2PRFIN20110814_081247_000000413105_00294_49446_1033.N1	14-AUG-2011 08:12:47	Bright	40.500	92	53Eps Cyg	2.5000	4500.0	81	49446	No
114	GOM_NL__2PRFIN20110814_081421_000000393105_00294_49446_1034.N1	14-AUG-2011 08:14:21	Bright	38.500	66	37Gam Cyg	2.2080	5900.0	77	49446	No
115	GOM_NL__2PRFIN20110814_081559_000000393105_00294_49446_1035.N1	14-AUG-2011 08:15:59	Bright	39.000	19	50Alp Cyg	1.2460	10500.	78	49446	No
116	GOM_NL__2PRFIN20110814_082119_000000403105_00294_49446_1036.N1	14-AUG-2011 08:21:19	Bright	39.500	89	5Alp Cep	2.4510	8000.0	79	49446	No
117	GOM_NL__2PRFIN20110814_082613_000000443105_00294_49446_1037.N1	14-AUG-2011 08:26:13	Bright	44.000	74	11Bet Cas	2.2680	6600.0	88	49446	No
118	GOM_NL__2PRFIN20110814_084049_000000473105_00294_49446_1038.N1	14-AUG-2011 08:40:49	Bright	47.000	6	13Alp Aur	0.080000	3400.0	94	49446	No
119	GOM_NL__2PRFIN20110814_084341_000000483105_00294_49446_1039.N1	14-AUG-2011 08:43:41	Bright	48.000	107	37The Aur	2.6490	11000.	96	49446	No
120	GOM_NL__2PRFIN20110814_084644_000000523105_00294_49446_1040.N1	14-AUG-2011 08:46:44	Tw_i_and_stray	51.500	28	12Bet Tau	1.6500	15200.	103	49446	No
121	GOM_NL__2PRFIN20110814_084932_000000423105_00294_49446_1041.N1	14-AUG-2011 08:49:32	Tw_i_and_stray	41.500	44	24Gam Gem	1.9280	11000.	83	49446	No
122	GOM_NL__2PRFIN20110814_085259_000000593105_00294_49446_1042.N1	14-AUG-2011 08:52:59	Dark	59.000	14	58Alp Ori	0.87000	3000.0	118	49446	No
123	GOM_NL__2PRFIN20110814_085608_000000503105_00294_49446_1043.N1	14-AUG-2011 08:56:08	Dark	49.500	30	46Eps Ori	1.6940	30000.	99	49446	No
124	GOM_NL__2PRFIN20110814_085732_000000463105_00294_49446_1044.N1	14-AUG-2011 08:57:32	Dark	46.000	125	44Iot Ori	2.7700	30000.	92	49446	No
125	GOM_NL__2PRFIN20110814_085904_000000573105_00294_49446_1045.N1	14-AUG-2011 08:59:04	Dark	56.500	7	19Bet Ori	0.10000	14000.	113	49446	No
126	GOM_NL__2PRFIN20110814_090058_000000433105_00294_49446_1046.N1	14-AUG-2011 09:00:58	Dark	43.000	101	11Alp Lep	2.5820	7000.0	86	49446	No
127	GOM_NL__2PRFIN20110814_091439_000000493105_00295_49447_1098.N1	14-AUG-2011 09:14:39	Dark	49.000	157	The1Eri	2.9060	9300.0	98	49447	No
128	GOM_NL__2PRFIN20110814_091852_000000463105_00295_49447_1099.N1	14-AUG-2011 09:18:52	Dark	46.000	9	Alp Eri	0.45300	24000.	92	49447	No
129	GOM_NL__2PRFIN20110814_092432_000000553105_00295_49447_1100.N1	14-AUG-2011 09:24:32	Straylight	54.500	84	Alp Phe	2.3970	4500.0	109	49447	No
130	GOM_NL__2PRFIN20110814_092812_000000443105_00295_49447_1101.N1	14-AUG-2011 09:28:12	Straylight	44.000	31	Alp Gru	1.7340	15200.	88	49447	No
131	GOM_NL__2PRFIN20110814_093207_000000523105_00295_49447_1102.N1	14-AUG-2011 09:32:07	Tw_i_and_stray	52.000	18	24Alp PsA	1.1660	9700.0	104	49447	No
132	GOM_NL__2PRFIN20110814_093750_000000503105_00295_49447_1103.N1	14-AUG-2011 09:37:50	Bright	49.500	142	49Del Cap	2.8500	8900.0	99	49447	No
133	GOM_NL__2PRFIN20110814_094119_000000433105_00295_49447_1104.N1	14-AUG-2011 09:41:19	Bright	43.000	154	22Bet Aqr	2.8990	5700.0	86	49447	No
134	GOM_NL__2PRFIN20110814_094323_000000493105_00295_49447_1105.N1	14-AUG-2011 09:43:23	Bright	48.500	162	34Alp Aqr	2.9440	5350.0	97	49447	No
135	GOM_NL__2PRFIN20110814_094634_000000473105_00295_49447_1106.N1	14-AUG-2011 09:46:34	Bright	46.500	61	8Eps Peg	2.1000	3900.0	93	49447	No
136	GOM_NL__2PRFIN20110814_095301_000000393105_00295_49447_1107.N1	14-AUG-2011 09:53:01	Bright	38.500	92	53Eps Cyg	2.5000	4500.0	77	49447	No
137	GOM_NL__2PRFIN20110814_095435_000000373105_00295_49447_1108.N1	14-AUG-2011 09:54:35	Bright	36.500	66	37Gam Cyg	2.2080	5900.0	73	49447	No
138	GOM_NL__2PRFIN20110814_095613_000000393105_00295_49447_1109.N1	14-AUG-2011 09:56:13	Bright	38.500	19	50Alp Cyg	1.2460	10500.	77	49447	No
139	GOM_NL__2PRFIN20110814_100133_000000363105_00295_49447_1110.N1	14-AUG-2011 10:01:33	Bright	36.000	89	5Alp Cep	2.4510	8000.0	72	49447	No
140	GOM_NL__2PRFIN20110814_100626_000000443105_00295_49447_1111.N1	14-AUG-2011 10:06:26	Bright	44.000	74	11Bet Cas	2.2680	6600.0	88	49447	No
141	GOM_NL__2PRFIN20110814_102103_000000483105_00295_49447_1112.N1	14-AUG-2011 10:21:03	Bright	47.500	6	13Alp Aur	0.080000	3400.0	95	49447	No
142	GOM_NL__2PRFIN20110814_102355_000000463105_00295_49447_1113.N1	14-AUG-2011 10:23:55	Bright	46.000	107	37The Aur	2.6490	11000.	92	49447	No
143	GOM_NL__2PRFIN20110814_102658_000000513105_00295_49447_1114.N1	14-AUG-2011 10:26:58	Tw_i_and_stray	50.500	28	12Bet Tau	1.6500	15200.	101	49447	No
144	GOM_NL__2PRFIN20110814_102946_000000403105_00295_49447_1115.N1	14-AUG-2011 10:29:46	Tw_i_and_stray	40.000	44	24Gam Gem	1.9280	11000.	80	49447	No
145	GOM_NL__2PRFIN20110814_103314_000000553105_00295_49447_1116.N1	14-AUG-2011 10:33:14	Dark	55.000	14	58Alp Ori	0.87000	3000.0	110	49447	No
146	GOM_NL__2PRFIN20110814_103622_000000483105_00295_49447_1117.N1	14-AUG-2011 10:36:22	Dark	48.000	30	46Eps Ori	1.6940	30000.	96	49447	No
147	GOM_NL__2PRFIN20110814_103747_000000453105_00295_49447_1118.N1	14-AUG-2011 10:37:47	Dark	45.000	125	44Iot Ori	2.7700	30000.	90	49447	No
148	GOM_NL__2PRFIN20110814_103919_000000583105_00295_49447_1119.N1	14-AUG-2011 10:39:19	Dark	57.500	7	19Bet Ori	0.10000	14000.	115	49447	No
149	GOM_NL__2PRFIN20110814_104112_000000473105_00295_49447_1120.N1	14-AUG-2011 10:41:12	Dark	46.500	101	11Alp Lep	2.5820	7000.0	93	49447	No
150	GOM_NL__2PRFIN20110814_105454_000000523105_00296_49448_1195.N1	14-AUG-2011 10:54:54	Dark	52.000	157	The1Eri	2.9060	9300.0	104	49448	No
151	GOM_NL__2PRFIN20110814_105906_000000463105_00296_49448_1196.N1	14-AUG-2011 10:59:06	Dark	45.500	9	Alp Eri	0.45300	24000.	91	49448	No
152	GOM_NL__2PRFIN20110814_110447_000000553105_00296_49448_1197.N1	14-AUG-2011 11:04:47	Straylight	54.500	84	Alp Phe	2.3970	4500.0	109	49448	No
153	GOM_NL__2PRFIN20110814_110827_000000423105_00296_49448_1198.N1	14-AUG-2011 11:08:27	Straylight	41.500	31	Alp Gru	1.7340	15200.	83	49448	No
154	GOM_NL__2PRFIN20110814_111221_000000533105_00296_49448_1199.N1	14-AUG-2011 11:12:21	Tw_i_and_stray	53.000	18	24Alp PsA	1.1660	9700.0	106	49448	No
155	GOM_NL__2PRFIN20110814_111804_000000443105_00296_49448_1200.N1	14-AUG-2011 11:18:04	Bright	43.500	142	49Del Cap	2.8500	8900.0	87	49448	No
156	GOM_NL__2PRFIN20110814_112132_000000433105_00296_49448_1201.N1	14-AUG-2011 11:21:32	Bright	43.000	154	22Bet Aqr	2.8990	5700.0	86	49448	No
157	GOM_NL__2PRFIN20110814_112336_000000493105_00296_49448_1202.N1	14-AUG-2011 11:23:36	Bright	49.000	162	34Alp Aqr	2.9440	5350.0	98	49448	No
158	GOM_NL__2PRFIN20110814_112648_000000443105_00296_49448_1203.N1	14-AUG-2011 11:26:48	Bright	43.500	61	8Eps Peg	2.1000	3900.0	87	49448	No
159	GOM_NL__2PRFIN20110814_113315_000000393105_00296_49448_1204.N1	14-AUG-2011 11:33:15	Bright	39.000	92	53Eps Cyg	2.5000	4500.0	78	49448	No
160	GOM_NL__2PRFIN20110814_113449_000000383105_00296_49448_1205.N1	14-AUG-2011 11:34:49	Bright	38.000	66	37Gam Cyg	2.2080	5900.0	76	49448	No

161	GOM_NL__2PRFIN20110814_113626_000000403105_00296_49448_1206.N1	14-AUG-2011 11:36:26	Bright	39.500	19	50Alp Cyg	1.2460	10500.	79	49448	No
162	GOM_NL__2PRFIN20110814_114147_000000383105_00296_49448_1207.N1	14-AUG-2011 11:41:47	Bright	38.000	89	5Alp Cep	2.4510	8000.0	76	49448	No
163	GOM_NL__2PRFIN20110814_114639_000000463105_00296_49448_1208.N1	14-AUG-2011 11:46:39	Bright	46.000	74	11Bet Cas	2.2680	6600.0	92	49448	No
164	GOM_NL__2PRFIN20110814_120117_000000463105_00296_49448_1209.N1	14-AUG-2011 12:01:17	Bright	46.000	6	13Alp Aur	0.080000	3400.0	92	49448	No
165	GOM_NL__2PRFIN20110814_120409_000000433105_00296_49448_1210.N1	14-AUG-2011 12:04:09	Bright	43.000	107	37The Aur	2.6490	11000.	86	49448	No
166	GOM_NL__2PRFIN20110814_120712_000000523105_00296_49448_1211.N1	14-AUG-2011 12:07:12	Twilight	51.500	28	12Bet Tau	1.6500	15200.	103	49448	No
167	GOM_NL__2PRFIN20110814_121001_000000443105_00296_49448_1212.N1	14-AUG-2011 12:10:01	Twilight	43.500	44	24Gam Gem	1.9280	11000.	87	49448	No
168	GOM_NL__2PRFIN20110814_121328_000000593105_00296_49448_1213.N1	14-AUG-2011 12:13:28	Dark	59.000	14	58Alp Ori	0.87000	3000.0	118	49448	No
169	GOM_NL__2PRFIN20110814_121637_000000483105_00296_49448_1214.N1	14-AUG-2011 12:16:37	Dark	48.000	30	46Eps Ori	1.6940	30000.	96	49448	No
170	GOM_NL__2PRFIN20110814_121801_000000463105_00296_49448_1215.N1	14-AUG-2011 12:18:01	Dark	46.000	125	44lot Ori	2.7700	30000.	92	49448	No
171	GOM_NL__2PRFIN20110814_121933_000000563105_00296_49448_1216.N1	14-AUG-2011 12:19:33	Dark	56.000	7	19Bet Ori	0.10000	14000.	112	49448	No
172	GOM_NL__2PRFIN20110814_122127_000000453105_00296_49448_1217.N1	14-AUG-2011 12:21:27	Dark	45.000	101	11Alp Lep	2.5820	7000.0	90	49448	No
173	GOM_NL__2PRFIN20110814_123509_000000523105_00297_49449_1157.N1	14-AUG-2011 12:35:09	Dark	51.500	157	The1Eri	2.9060	9300.0	103	49449	No
174	GOM_NL__2PRFIN20110814_123921_000000463105_00297_49449_1158.N1	14-AUG-2011 12:39:21	Dark	46.000	9	Alp Eri	0.45300	24000.	92	49449	No
175	GOM_NL__2PRFIN20110814_124502_000000533105_00297_49449_1159.N1	14-AUG-2011 12:45:02	Straylight	53.000	84	Alp Phe	2.3970	4500.0	106	49449	No
176	GOM_NL__2PRFIN20110814_124841_000000453105_00297_49449_1160.N1	14-AUG-2011 12:48:41	Straylight	45.000	31	Alp Gru	1.7340	15200.	90	49449	No
177	GOM_NL__2PRFIN20110814_125235_000000543105_00297_49449_1161.N1	14-AUG-2011 12:52:35	Twilight	53.500	18	24Alp PsA	1.1660	9700.0	107	49449	No
178	GOM_NL__2PRFIN20110814_125818_000000443105_00297_49449_1162.N1	14-AUG-2011 12:58:18	Bright	44.000	142	49Del Cap	2.8500	8900.0	88	49449	No
179	GOM_NL__2PRFIN20110814_130146_000000433105_00297_49449_1163.N1	14-AUG-2011 13:01:46	Bright	43.000	154	22Bet Aqr	2.8990	5700.0	86	49449	No
180	GOM_NL__2PRFIN20110814_130350_000000493105_00297_49449_1164.N1	14-AUG-2011 13:03:50	Bright	48.500	162	34Alp Aqr	2.9440	5350.0	97	49449	No
181	GOM_NL__2PRFIN20110814_130702_000000473105_00297_49449_1165.N1	14-AUG-2011 13:07:02	Bright	47.000	61	8Eps Peg	2.1000	3900.0	94	49449	No
182	GOM_NL__2PRFIN20110814_131328_000000393105_00297_49449_1166.N1	14-AUG-2011 13:13:28	Bright	39.000	92	53Eps Cyg	2.5000	4500.0	78	49449	No
183	GOM_NL__2PRFIN20110814_131503_000000393105_00297_49449_1167.N1	14-AUG-2011 13:15:03	Bright	38.500	66	37Gam Cyg	2.2080	5900.0	77	49449	No
184	GOM_NL__2PRFIN20110814_131640_000000403105_00297_49449_1168.N1	14-AUG-2011 13:16:40	Bright	39.500	19	50Alp Cyg	1.2460	10500.	79	49449	No
185	GOM_NL__2PRFIN20110814_132200_000000393105_00297_49449_1169.N1	14-AUG-2011 13:22:00	Bright	38.500	89	5Alp Cep	2.4510	8000.0	77	49449	No
186	GOM_NL__2PRFIN20110814_132652_000000463105_00297_49449_1170.N1	14-AUG-2011 13:26:52	Bright	46.000	74	11Bet Cas	2.2680	6600.0	92	49449	No
187	GOM_NL__2PRFIN20110814_134131_000000503105_00297_49449_1171.N1	14-AUG-2011 13:41:31	Bright	49.500	6	13Alp Aur	0.080000	3400.0	99	49449	No
188	GOM_NL__2PRFIN20110814_134423_000000393105_00297_49449_1172.N1	14-AUG-2011 13:44:23	Bright	38.500	107	37The Aur	2.6490	11000.	77	49449	No
189	GOM_NL__2PRFIN20110814_134726_000000523105_00297_49449_1173.N1	14-AUG-2011 13:47:26	Twilight	51.500	28	12Bet Tau	1.6500	15200.	103	49449	No
190	GOM_NL__2PRFIN20110814_135015_000000443105_00297_49449_1174.N1	14-AUG-2011 13:50:15	Twilight	43.500	44	24Gam Gem	1.9280	11000.	87	49449	No
191	GOM_NL__2PRFIN20110814_135342_000000593105_00297_49449_1175.N1	14-AUG-2011 13:53:42	Dark	59.000	14	58Alp Ori	0.87000	3000.0	118	49449	No
192	GOM_NL__2PRFIN20110814_135651_000000503105_00297_49449_1176.N1	14-AUG-2011 13:56:51	Dark	50.000	30	46Eps Ori	1.6940	30000.	100	49449	No
193	GOM_NL__2PRFIN20110814_135816_000000473105_00297_49449_1177.N1	14-AUG-2011 13:58:16	Dark	46.500	125	44lot Ori	2.7700	30000.	93	49449	No
194	GOM_NL__2PRFIN20110814_135948_000000543105_00297_49449_1178.N1	14-AUG-2011 13:59:48	Dark	54.000	7	19Bet Ori	0.10000	14000.	108	49449	No
195	GOM_NL__2PRFIN20110814_140142_000000473105_00297_49449_1179.N1	14-AUG-2011 14:01:42	Dark	46.500	101	11Alp Lep	2.5820	7000.0	93	49449	No
196	GOM_NL__2PRFIN20110814_141524_000000533105_00298_49450_1189.N1	14-AUG-2011 14:15:24	Dark	52.500	157	The1Eri	2.9060	9300.0	105	49450	No
197	GOM_NL__2PRFIN20110814_141935_000000443105_00298_49450_1190.N1	14-AUG-2011 14:19:35	Dark	44.000	9	Alp Eri	0.45300	24000.	88	49450	No
198	GOM_NL__2PRFIN20110814_142516_000000523105_00298_49450_1191.N1	14-AUG-2011 14:25:16	Straylight	52.000	84	Alp Phe	2.3970	4500.0	104	49450	No
199	GOM_NL__2PRFIN20110814_142855_000000433105_00298_49450_1192.N1	14-AUG-2011 14:28:55	Straylight	42.500	31	Alp Gru	1.7340	15200.	85	49450	No
200	GOM_NL__2PRFIN20110814_143250_000000543105_00298_49450_1193.N1	14-AUG-2011 14:32:50	Twilight	53.500	18	24Alp PsA	1.1660	9700.0	107	49450	No
201	GOM_NL__2PRFIN20110814_143832_000000443105_00298_49450_1194.N1	14-AUG-2011 14:38:32	Bright	44.000	142	49Del Cap	2.8500	8900.0	88	49450	No
202	GOM_NL__2PRFIN20110814_144200_000000433105_00298_49450_1195.N1	14-AUG-2011 14:42:00	Bright	43.000	154	22Bet Aqr	2.8990	5700.0	86	49450	No
203	GOM_NL__2PRFIN20110814_144404_000000503105_00298_49450_1196.N1	14-AUG-2011 14:44:04	Bright	49.500	162	34Alp Aqr	2.9440	5350.0	99	49450	No
204	GOM_NL__2PRFIN20110814_144715_000000453105_00298_49450_1197.N1	14-AUG-2011 14:47:15	Bright	45.000	61	8Eps Peg	2.1000	3900.0	90	49450	No
205	GOM_NL__2PRFIN20110814_145342_000000383105_00298_49450_1198.N1	14-AUG-2011 14:53:42	Bright	37.500	92	53Eps Cyg	2.5000	4500.0	75	49450	No
206	GOM_NL__2PRFIN20110814_145516_000000363105_00298_49450_1199.N1	14-AUG-2011 14:55:16	Bright	36.000	66	37Gam Cyg	2.2080	5900.0	72	49450	No
207	GOM_NL__2PRFIN20110814_145654_000000363105_00298_49450_1200.N1	14-AUG-2011 14:56:54	Bright	35.500	19	50Alp Cyg	1.2460	10500.	71	49450	No
208	GOM_NL__2PRFIN20110814_150214_000000403105_00298_49450_1201.N1	14-AUG-2011 15:02:14	Bright	39.500	89	5Alp Cep	2.4510	8000.0	79	49450	No
209	GOM_NL__2PRFIN20110814_150705_000000483105_00298_49450_1202.N1	14-AUG-2011 15:07:05	Bright	48.000	74	11Bet Cas	2.2680	6600.0	96	49450	No
210	GOM_NL__2PRFIN20110814_152144_000000523105_00298_49450_1203.N1	14-AUG-2011 15:21:44	Bright	51.500	6	13Alp Aur	0.080000	3400.0	103	49450	No
211	GOM_NL__2PRFIN20110814_152437_000000473105_00298_49450_1204.N1	14-AUG-2011 15:24:37	Bright	47.000	107	37The Aur	2.6490	11000.	94	49450	No
212	GOM_NL__2PRFIN20110814_152740_000000513105_00298_49450_1205.N1	14-AUG-2011 15:27:40	Twilight	50.500	28	12Bet Tau	1.6500	15200.	101	49450	No
213	GOM_NL__2PRFIN20110814_153029_000000443105_00298_49450_1206.N1	14-AUG-2011 15:30:29	Twilight	44.000	44	24Gam Gem	1.9280	11000.	88	49450	No
214	GOM_NL__2PRFIN20110814_153357_000000603105_00298_49450_1207.N1	14-AUG-2011 15:33:57	Dark	60.000	14	58Alp Ori	0.87000	3000.0	120	49450	No
215	GOM_NL__2PRFIN20110814_153706_000000483105_00298_49450_1208.N1	14-AUG-2011 15:37:06	Dark	47.500	30	46Eps Ori	1.6940	30000.	95	49450	No
216	GOM_NL__2PRFIN20110814_153831_000000443105_00298_49450_1209.N1	14-AUG-2011 15:38:31	Dark	43.500	125	44lot Ori	2.7700	30000.	87	49450	No
217	GOM_NL__2PRFIN20110814_154003_000000563105_00298_49450_1210.N1	14-AUG-2011 15:40:03	Dark	55.500	7	19Bet Ori	0.10000	14000.	111	49450	No
218	GOM_NL__2PRFIN20110814_154156_000000453105_00298_49450_1211.N1	14-AUG-2011 15:41:56	Dark	44.500	101	11Alp Lep	2.5820	7000.0	89	49450	No
219	GOM_NL__2PRFIN20110814_155540_000000513105_00299_49451_1239.N1	14-AUG-2011 15:55:40	Dark	50.500	157	The1Eri	2.9060	9300.0	101	49451	No

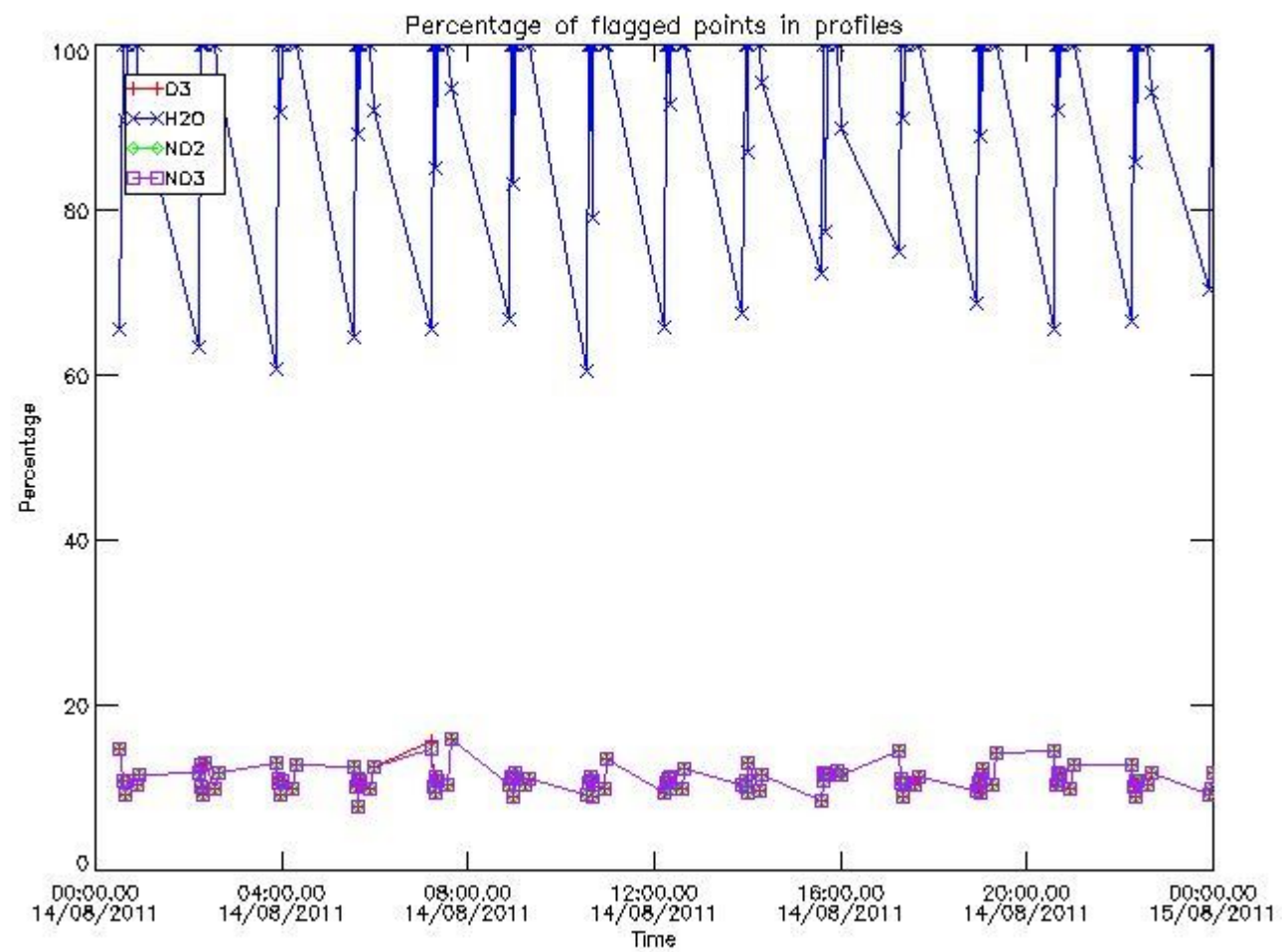
220	GOM_NL__2PRFIN20110814_155950_000000453105_00299_49451_1240.N1	14-AUG-2011 15:59:50	Dark	44.500	9	Alp Eri	0.45300	24000.	89	49451	No
221	GOM_NL__2PRFIN20110814_160531_000000553105_00299_49451_1241.N1	14-AUG-2011 16:05:31	Straylight	55.000	84	Alp Phe	2.3970	4500.0	110	49451	No
222	GOM_NL__2PRFIN20110814_160909_000000433105_00299_49451_1242.N1	14-AUG-2011 16:09:09	Straylight	42.500	31	Alp Gru	1.7340	15200.	85	49451	No
223	GOM_NL__2PRFIN20110814_161304_000000563105_00299_49451_1243.N1	14-AUG-2011 16:13:04	Tw_i_and_stray	55.500	18	24Alp PsA	1.1660	9700.0	111	49451	No
224	GOM_NL__2PRFIN20110814_161846_000000443105_00299_49451_1244.N1	14-AUG-2011 16:18:46	Bright	43.500	142	49Del Cap	2.8500	8900.0	87	49451	No
225	GOM_NL__2PRFIN20110814_162214_000000433105_00299_49451_1245.N1	14-AUG-2011 16:22:14	Bright	43.000	154	22Bet Aqr	2.8990	5700.0	86	49451	No
226	GOM_NL__2PRFIN20110814_162418_000000503105_00299_49451_1246.N1	14-AUG-2011 16:24:18	Bright	49.500	162	34Alp Aqr	2.9440	5350.0	99	49451	No
227	GOM_NL__2PRFIN20110814_162729_000000483105_00299_49451_1247.N1	14-AUG-2011 16:27:29	Bright	47.500	61	8Eps Peg	2.1000	3900.0	95	49451	No
228	GOM_NL__2PRFIN20110814_163356_000000403105_00299_49451_1248.N1	14-AUG-2011 16:33:56	Bright	39.500	92	53Eps Cyg	2.5000	4500.0	79	49451	No
229	GOM_NL__2PRFIN20110814_163530_000000393105_00299_49451_1249.N1	14-AUG-2011 16:35:30	Bright	38.500	66	37Gam Cyg	2.2080	5900.0	77	49451	No
230	GOM_NL__2PRFIN20110814_163707_000000403105_00299_49451_1250.N1	14-AUG-2011 16:37:07	Bright	39.500	19	50Alp Cyg	1.2460	10500.	79	49451	No
231	GOM_NL__2PRFIN20110814_164228_000000393105_00299_49451_1251.N1	14-AUG-2011 16:42:28	Bright	39.000	89	5Alp Cep	2.4510	8000.0	78	49451	No
232	GOM_NL__2PRFIN20110814_164718_000000483105_00299_49451_1252.N1	14-AUG-2011 16:47:18	Bright	47.500	74	11Bet Cas	2.2680	6600.0	95	49451	No
233	GOM_NL__2PRFIN20110814_170158_000000503105_00299_49451_1253.N1	14-AUG-2011 17:01:58	Bright	49.500	6	13Alp Aur	0.080000	3400.0	99	49451	No
234	GOM_NL__2PRFIN20110814_170451_000000393105_00299_49451_1254.N1	14-AUG-2011 17:04:51	Bright	39.000	107	37The Aur	2.6490	11000.	78	49451	No
235	GOM_NL__2PRFIN20110814_170754_000000523105_00299_49451_1255.N1	14-AUG-2011 17:07:54	Tw_i_and_stray	51.500	28	12Bet Tau	1.6500	15200.	103	49451	No
236	GOM_NL__2PRFIN20110814_171043_000000453105_00299_49451_1256.N1	14-AUG-2011 17:10:43	Tw_i_and_stray	45.000	44	24Gam Gem	1.9280	11000.	90	49451	No
237	GOM_NL__2PRFIN20110814_171411_000000433105_00299_49451_1257.N1	14-AUG-2011 17:14:11	Dark	42.500	14	58Alp Ori	0.87000	3000.0	85	49451	No
238	GOM_NL__2PRFIN20110814_171721_000000493105_00299_49451_1258.N1	14-AUG-2011 17:17:21	Dark	48.500	30	46Eps Ori	1.6940	30000.	97	49451	No
239	GOM_NL__2PRFIN20110814_171845_000000463105_00299_49451_1259.N1	14-AUG-2011 17:18:45	Dark	46.000	125	44Iot Ori	2.7700	30000.	92	49451	No
240	GOM_NL__2PRFIN20110814_172018_000000573105_00299_49451_1260.N1	14-AUG-2011 17:20:18	Dark	57.000	7	19Bet Ori	0.10000	14000.	114	49451	No
241	GOM_NL__2PRFIN20110814_172211_000000493105_00299_49451_1261.N1	14-AUG-2011 17:22:11	Dark	48.500	101	11Alp Lep	2.5820	7000.0	97	49451	No
242	GOM_NL__2PRFIN20110814_173555_000000503105_00300_49452_1313.N1	14-AUG-2011 17:35:55	Dark	49.500	157	The1Eri	2.9060	9300.0	99	49452	No
243	GOM_NL__2PRFIN20110814_174005_000000453105_00300_49452_1314.N1	14-AUG-2011 17:40:05	Dark	45.000	9	Alp Eri	0.45300	24000.	90	49452	No
244	GOM_NL__2PRFIN20110814_174546_000000563105_00300_49452_1315.N1	14-AUG-2011 17:45:46	Straylight	56.000	84	Alp Phe	2.3970	4500.0	112	49452	No
245	GOM_NL__2PRFIN20110814_174924_000000413105_00300_49452_1316.N1	14-AUG-2011 17:49:24	Straylight	40.500	31	Alp Gru	1.7340	15200.	81	49452	No
246	GOM_NL__2PRFIN20110814_175319_000000553105_00300_49452_1317.N1	14-AUG-2011 17:53:19	Tw_i_and_stray	54.500	18	24Alp PsA	1.1660	9700.0	109	49452	No
247	GOM_NL__2PRFIN20110814_175900_000000433105_00300_49452_1318.N1	14-AUG-2011 17:59:00	Bright	43.000	142	49Del Cap	2.8500	8900.0	86	49452	No
248	GOM_NL__2PRFIN20110814_180228_000000433105_00300_49452_1319.N1	14-AUG-2011 18:02:28	Bright	43.000	154	22Bet Aqr	2.8990	5700.0	86	49452	No
249	GOM_NL__2PRFIN20110814_180432_000000493105_00300_49452_1320.N1	14-AUG-2011 18:04:32	Bright	49.000	162	34Alp Aqr	2.9440	5350.0	98	49452	No
250	GOM_NL__2PRFIN20110814_180743_000000453105_00300_49452_1321.N1	14-AUG-2011 18:07:43	Bright	45.000	61	8Eps Peg	2.1000	3900.0	90	49452	No
251	GOM_NL__2PRFIN20110814_181410_000000393105_00300_49452_1322.N1	14-AUG-2011 18:14:10	Bright	38.500	92	53Eps Cyg	2.5000	4500.0	77	49452	No
252	GOM_NL__2PRFIN20110814_181544_000000373105_00300_49452_1323.N1	14-AUG-2011 18:15:44	Bright	37.000	66	37Gam Cyg	2.2080	5900.0	74	49452	No
253	GOM_NL__2PRFIN20110814_181721_000000403105_00300_49452_1324.N1	14-AUG-2011 18:17:21	Bright	39.500	19	50Alp Cyg	1.2460	10500.	79	49452	No
254	GOM_NL__2PRFIN20110814_182242_000000393105_00300_49452_1325.N1	14-AUG-2011 18:22:42	Bright	38.500	89	5Alp Cep	2.4510	8000.0	77	49452	No
255	GOM_NL__2PRFIN20110814_182732_000000493105_00300_49452_1326.N1	14-AUG-2011 18:27:32	Bright	48.500	74	11Bet Cas	2.2680	6600.0	97	49452	No
256	GOM_NL__2PRFIN20110814_182944_000000253105_00300_49452_1327.N1	14-AUG-2011 18:29:44	Tw_i_and_stray	25.000	76	27Gam Cas	2.3000	30000.	50	49452	No
257	GOM_NL__2PRFIN20110814_184212_000000483105_00300_49452_1328.N1	14-AUG-2011 18:42:12	Bright	48.000	6	13Alp Aur	0.080000	3400.0	96	49452	No
258	GOM_NL__2PRFIN20110814_184505_000000463105_00300_49452_1329.N1	14-AUG-2011 18:45:05	Bright	46.000	107	37The Aur	2.6490	11000.	92	49452	No
259	GOM_NL__2PRFIN20110814_184809_000000523105_00300_49452_1330.N1	14-AUG-2011 18:48:09	Tw_i_and_stray	51.500	28	12Bet Tau	1.6500	15200.	103	49452	No
260	GOM_NL__2PRFIN20110814_185057_000000413105_00300_49452_1331.N1	14-AUG-2011 18:50:57	Tw_i_and_stray	41.000	44	24Gam Gem	1.9280	11000.	82	49452	No
261	GOM_NL__2PRFIN20110814_185426_000000533105_00300_49452_1332.N1	14-AUG-2011 18:54:26	Dark	53.000	14	58Alp Ori	0.87000	3000.0	106	49452	No
262	GOM_NL__2PRFIN20110814_185735_000000483105_00300_49452_1333.N1	14-AUG-2011 18:57:35	Dark	48.000	30	46Eps Ori	1.6940	30000.	96	49452	No
263	GOM_NL__2PRFIN20110814_185900_000000463105_00300_49452_1334.N1	14-AUG-2011 18:59:00	Dark	45.500	125	44Iot Ori	2.7700	30000.	91	49452	No
264	GOM_NL__2PRFIN20110814_190032_000000543105_00300_49452_1335.N1	14-AUG-2011 19:00:32	Dark	54.000	7	19Bet Ori	0.10000	14000.	108	49452	No
265	GOM_NL__2PRFIN20110814_190225_000000463105_00300_49452_1336.N1	14-AUG-2011 19:02:25	Dark	45.500	101	11Alp Lep	2.5820	7000.0	91	49452	No
266	GOM_NL__2PRFIN20110814_191610_000000503105_00301_49453_1328.N1	14-AUG-2011 19:16:10	Dark	49.500	157	The1Eri	2.9060	9300.0	99	49453	No
267	GOM_NL__2PRFIN20110814_192019_000000473105_00301_49453_1329.N1	14-AUG-2011 19:20:19	Dark	46.500	9	Alp Eri	0.45300	24000.	93	49453	No
268	GOM_NL__2PRFIN20110814_192601_000000513105_00301_49453_1330.N1	14-AUG-2011 19:26:01	Straylight	51.000	84	Alp Phe	2.3970	4500.0	102	49453	No
269	GOM_NL__2PRFIN20110814_192938_000000473105_00301_49453_1331.N1	14-AUG-2011 19:29:38	Straylight	47.000	31	Alp Gru	1.7340	15200.	94	49453	No
270	GOM_NL__2PRFIN20110814_193333_000000543105_00301_49453_1332.N1	14-AUG-2011 19:33:33	Tw_i_and_stray	54.000	18	24Alp PsA	1.1660	9700.0	108	49453	No
271	GOM_NL__2PRFIN20110814_193914_000000413105_00301_49453_1333.N1	14-AUG-2011 19:39:14	Bright	41.000	142	49Del Cap	2.8500	8900.0	82	49453	No
272	GOM_NL__2PRFIN20110814_194242_000000433105_00301_49453_1334.N1	14-AUG-2011 19:42:42	Bright	42.500	154	22Bet Aqr	2.8990	5700.0	85	49453	No
273	GOM_NL__2PRFIN20110814_194445_000000473105_00301_49453_1335.N1	14-AUG-2011 19:44:45	Bright	47.000	162	34Alp Aqr	2.9440	5350.0	94	49453	No
274	GOM_NL__2PRFIN20110814_194756_000000463105_00301_49453_1336.N1	14-AUG-2011 19:47:56	Bright	46.000	61	8Eps Peg	2.1000	3900.0	92	49453	No
275	GOM_NL__2PRFIN20110814_195424_000000403105_00301_49453_1337.N1	14-AUG-2011 19:54:24	Bright	40.000	92	53Eps Cyg	2.5000	4500.0	80	49453	No
276	GOM_NL__2PRFIN20110814_195558_000000393105_00301_49453_1338.N1	14-AUG-2011 19:55:58	Bright	38.500	66	37Gam Cyg	2.2080	5900.0	77	49453	No
277	GOM_NL__2PRFIN20110814_195735_000000403105_00301_49453_1339.N1	14-AUG-2011 19:57:35	Bright	39.500	19	50Alp Cyg	1.2460	10500.	79	49453	No
278	GOM_NL__2PRFIN20110814_200255_000000393105_00301_49453_1340.N1	14-AUG-2011 20:02:55	Bright	39.000	89	5Alp Cep	2.4510	8000.0	78	49453	No

279	GOM_NL__2PRFIN20110814_200745_000000493105_00301_49453_1341.N1	14-AUG-2011 20:07:45	Bright	49.000	74	11Bet Cas	2.2680	6600.0	98	49453	No
280	GOM_NL__2PRFIN20110814_200957_000000253105_00301_49453_1342.N1	14-AUG-2011 20:09:57	Twilight	25.000	76	27Gam Cas	2.3000	30000.	50	49453	No
281	GOM_NL__2PRFIN20110814_202226_000000503105_00301_49453_1343.N1	14-AUG-2011 20:22:26	Bright	49.500	6	13Alp Aur	0.080000	3400.0	99	49453	No
282	GOM_NL__2PRFIN20110814_202519_000000403105_00301_49453_1344.N1	14-AUG-2011 20:25:19	Bright	40.000	107	37The Aur	2.6490	11000.	80	49453	No
283	GOM_NL__2PRFIN20110814_202823_000000503105_00301_49453_1345.N1	14-AUG-2011 20:28:23	Twilight	49.500	28	12Bet Tau	1.6500	15200.	99	49453	No
284	GOM_NL__2PRFIN20110814_203112_000000383105_00301_49453_1346.N1	14-AUG-2011 20:31:12	Twilight	37.500	44	24Gam Gem	1.9280	11000.	75	49453	No
285	GOM_NL__2PRFIN20110814_203440_000000603105_00301_49453_1347.N1	14-AUG-2011 20:34:40	Dark	60.000	14	58Alp Ori	0.87000	3000.0	120	49453	No
286	GOM_NL__2PRFIN20110814_203750_000000503105_00301_49453_1348.N1	14-AUG-2011 20:37:50	Dark	49.500	30	46Eps Ori	1.6940	30000.	99	49453	No
287	GOM_NL__2PRFIN20110814_203915_000000473105_00301_49453_1349.N1	14-AUG-2011 20:39:15	Dark	46.500	125	44lot Ori	2.7700	30000.	93	49453	No
288	GOM_NL__2PRFIN20110814_204047_000000573105_00301_49453_1350.N1	14-AUG-2011 20:40:47	Dark	56.500	7	19Bet Ori	0.10000	14000.	113	49453	No
289	GOM_NL__2PRFIN20110814_204240_000000453105_00301_49453_1351.N1	14-AUG-2011 20:42:40	Dark	44.500	101	11Alp Lep	2.5820	7000.0	89	49453	No
290	GOM_NL__2PRFIN20110814_205625_000000523105_00302_49454_1351.N1	14-AUG-2011 20:56:25	Dark	51.500	157	The1Eri	2.9060	9300.0	103	49454	No
291	GOM_NL__2PRFIN20110814_210034_000000483105_00302_49454_1352.N1	14-AUG-2011 21:00:34	Dark	47.500	9	Alp Eri	0.45300	24000.	95	49454	No
292	GOM_NL__2PRFIN20110814_210616_000000613105_00302_49454_1353.N1	14-AUG-2011 21:06:16	Straylight	60.500	84	Alp Phe	2.3970	4500.0	121	49454	No
293	GOM_NL__2PRFIN20110814_210952_000000413105_00302_49454_1354.N1	14-AUG-2011 21:09:52	Straylight	40.500	31	Alp Gru	1.7340	15200.	81	49454	No
294	GOM_NL__2PRFIN20110814_211348_000000573105_00302_49454_1355.N1	14-AUG-2011 21:13:48	Twilight	56.500	18	24Alp PsA	1.1660	9700.0	113	49454	No
295	GOM_NL__2PRFIN20110814_211928_000000443105_00302_49454_1356.N1	14-AUG-2011 21:19:28	Bright	44.000	142	49Del Cap	2.8500	8900.0	88	49454	No
296	GOM_NL__2PRFIN20110814_212256_000000423105_00302_49454_1357.N1	14-AUG-2011 21:22:56	Bright	42.000	154	22Bet Aqr	2.8990	5700.0	84	49454	No
297	GOM_NL__2PRFIN20110814_212459_000000493105_00302_49454_1358.N1	14-AUG-2011 21:24:59	Bright	49.000	162	34Alp Aqr	2.9440	5350.0	98	49454	No
298	GOM_NL__2PRFIN20110814_212810_000000463105_00302_49454_1359.N1	14-AUG-2011 21:28:10	Bright	46.000	61	8Eps Peg	2.1000	3900.0	92	49454	No
299	GOM_NL__2PRFIN20110814_213437_000000383105_00302_49454_1360.N1	14-AUG-2011 21:34:37	Bright	37.500	92	53Eps Cyg	2.5000	4500.0	75	49454	No
300	GOM_NL__2PRFIN20110814_213612_000000383105_00302_49454_1361.N1	14-AUG-2011 21:36:12	Bright	37.500	66	37Gam Cyg	2.2080	5900.0	75	49454	No
301	GOM_NL__2PRFIN20110814_213749_000000373105_00302_49454_1362.N1	14-AUG-2011 21:37:49	Bright	36.500	19	50Alp Cyg	1.2460	10500.	73	49454	No
302	GOM_NL__2PRFIN20110814_214309_000000393105_00302_49454_1363.N1	14-AUG-2011 21:43:09	Bright	39.000	89	5Alp Cep	2.4510	8000.0	78	49454	No
303	GOM_NL__2PRFIN20110814_214758_000000493105_00302_49454_1364.N1	14-AUG-2011 21:47:58	Bright	48.500	74	11Bet Cas	2.2680	6600.0	97	49454	No
304	GOM_NL__2PRFIN20110814_215011_000000263105_00302_49454_1365.N1	14-AUG-2011 21:50:11	Twilight	26.000	76	27Gam Cas	2.3000	30000.	52	49454	No
305	GOM_NL__2PRFIN20110814_220240_000000493105_00302_49454_1366.N1	14-AUG-2011 22:02:40	Bright	49.000	6	13Alp Aur	0.080000	3400.0	98	49454	No
306	GOM_NL__2PRFIN20110814_220533_000000373105_00302_49454_1367.N1	14-AUG-2011 22:05:33	Bright	37.000	107	37The Aur	2.6490	11000.	74	49454	No
307	GOM_NL__2PRFIN20110814_220837_000000523105_00302_49454_1368.N1	14-AUG-2011 22:08:37	Twilight	51.500	28	12Bet Tau	1.6500	15200.	103	49454	No
308	GOM_NL__2PRFIN20110814_221126_000000423105_00302_49454_1369.N1	14-AUG-2011 22:11:26	Twilight	41.500	44	24Gam Gem	1.9280	11000.	83	49454	No
309	GOM_NL__2PRFIN20110814_221454_000000603105_00302_49454_1370.N1	14-AUG-2011 22:14:54	Dark	60.000	14	58Alp Ori	0.87000	3000.0	120	49454	No
310	GOM_NL__2PRFIN20110814_221804_000000503105_00302_49454_1371.N1	14-AUG-2011 22:18:04	Dark	50.000	30	46Eps Ori	1.6940	30000.	100	49454	No
311	GOM_NL__2PRFIN20110814_221929_000000473105_00302_49454_1372.N1	14-AUG-2011 22:19:29	Dark	47.000	125	44lot Ori	2.7700	30000.	94	49454	No
312	GOM_NL__2PRFIN20110814_222102_000000573105_00302_49454_1373.N1	14-AUG-2011 22:21:02	Dark	56.500	7	19Bet Ori	0.10000	14000.	113	49454	No
313	GOM_NL__2PRFIN20110814_222255_000000473105_00302_49454_1374.N1	14-AUG-2011 22:22:55	Dark	46.500	101	11Alp Lep	2.5820	7000.0	93	49454	No
314	GOM_NL__2PRFIN20110814_223640_000000503105_00303_49455_1362.N1	14-AUG-2011 22:36:40	Dark	49.500	157	The1Eri	2.9060	9300.0	99	49455	No
315	GOM_NL__2PRFIN20110814_224049_000000443105_00303_49455_1363.N1	14-AUG-2011 22:40:49	Dark	43.500	9	Alp Eri	0.45300	24000.	87	49455	No
316	GOM_NL__2PRFIN20110814_224631_000000523105_00303_49455_1364.N1	14-AUG-2011 22:46:31	Straylight	52.000	84	Alp Phe	2.3970	4500.0	104	49455	No
317	GOM_NL__2PRFIN20110814_225007_000000423105_00303_49455_1365.N1	14-AUG-2011 22:50:07	Straylight	42.000	31	Alp Gru	1.7340	15200.	84	49455	No
318	GOM_NL__2PRFIN20110814_225402_000000583105_00303_49455_1366.N1	14-AUG-2011 22:54:02	Twilight	57.500	18	24Alp PsA	1.1660	9700.0	115	49455	No
319	GOM_NL__2PRFIN20110814_225942_000000433105_00303_49455_1367.N1	14-AUG-2011 22:59:42	Bright	43.000	142	49Del Cap	2.8500	8900.0	86	49455	No
320	GOM_NL__2PRFIN20110814_230310_000000433105_00303_49455_1368.N1	14-AUG-2011 23:03:10	Bright	43.000	154	22Bet Aqr	2.8990	5700.0	86	49455	No
321	GOM_NL__2PRFIN20110814_230513_000000493105_00303_49455_1369.N1	14-AUG-2011 23:05:13	Bright	48.500	162	34Alp Aqr	2.9440	5350.0	97	49455	No
322	GOM_NL__2PRFIN20110814_230824_000000473105_00303_49455_1370.N1	14-AUG-2011 23:08:24	Bright	46.500	61	8Eps Peg	2.1000	3900.0	93	49455	No
323	GOM_NL__2PRFIN20110814_231451_000000363105_00303_49455_1371.N1	14-AUG-2011 23:14:51	Bright	36.000	92	53Eps Cyg	2.5000	4500.0	72	49455	No
324	GOM_NL__2PRFIN20110814_231626_000000383105_00303_49455_1372.N1	14-AUG-2011 23:16:26	Bright	38.000	66	37Gam Cyg	2.2080	5900.0	76	49455	No
325	GOM_NL__2PRFIN20110814_231803_000000393105_00303_49455_1373.N1	14-AUG-2011 23:18:03	Bright	39.000	19	50Alp Cyg	1.2460	10500.	78	49455	No
326	GOM_NL__2PRFIN20110814_232323_000000403105_00303_49455_1374.N1	14-AUG-2011 23:23:23	Bright	40.000	89	5Alp Cep	2.4510	8000.0	80	49455	No
327	GOM_NL__2PRFIN20110814_232811_000000453105_00303_49455_1375.N1	14-AUG-2011 23:28:11	Bright	45.000	74	11Bet Cas	2.2680	6600.0	90	49455	No
328	GOM_NL__2PRFIN20110814_233024_000000263105_00303_49455_1376.N1	14-AUG-2011 23:30:24	Twilight	26.000	76	27Gam Cas	2.3000	30000.	52	49455	No
329	GOM_NL__2PRFIN20110814_234254_000000483105_00303_49455_1377.N1	14-AUG-2011 23:42:54	Bright	47.500	6	13Alp Aur	0.080000	3400.0	95	49455	No
330	GOM_NL__2PRFIN20110814_234547_000000583105_00303_49455_1378.N1	14-AUG-2011 23:45:47	Bright	58.000	107	37The Aur	2.6490	11000.	116	49455	No
331	GOM_NL__2PRFIN20110814_234851_000000513105_00303_49455_1379.N1	14-AUG-2011 23:48:51	Twilight	51.000	28	12Bet Tau	1.6500	15200.	102	49455	No
332	GOM_NL__2PRFIN20110814_235140_000000433105_00303_49455_1380.N1	14-AUG-2011 23:51:40	Twilight	42.500	44	24Gam Gem	1.9280	11000.	85	49455	No
333	GOM_NL__2PRFIN20110814_235509_000000563105_00303_49455_1381.N1	14-AUG-2011 23:55:09	Dark	56.000	14	58Alp Ori	0.87000	3000.0	112	49455	No
334	GOM_NL__2PRFIN20110814_235819_000000513105_00303_49455_1382.N1	14-AUG-2011 23:58:19	Dark	51.000	30	46Eps Ori	1.6940	30000.	102	49455	No
335	GOM_NL__2PRFIN20110814_235944_000000473105_00303_49455_1383.N1	14-AUG-2011 23:59:44	Dark	47.000	125	44lot Ori	2.7700	30000.	94	49455	No

### 3. Quality information per product

In this section it is plotted some information contained in the Quality Summary data set of the level 2 products. Only products in dark limb conditions and without errors (error flag in the MPH set to "0") are used.

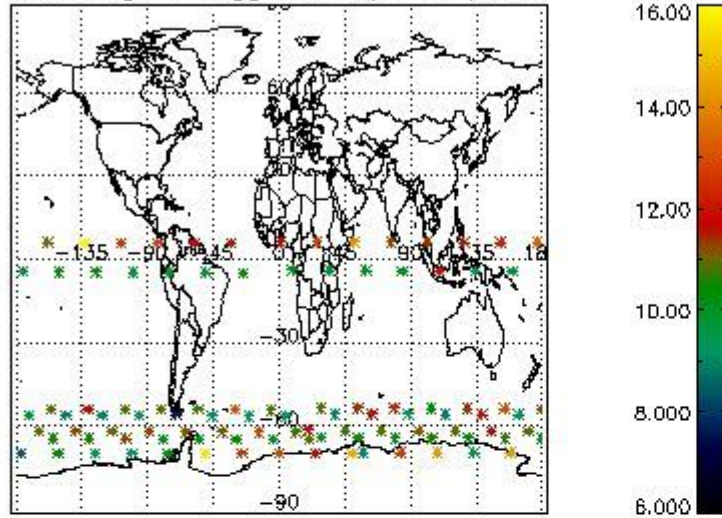
#### 3.1 Plot quality information per product (time dependant)



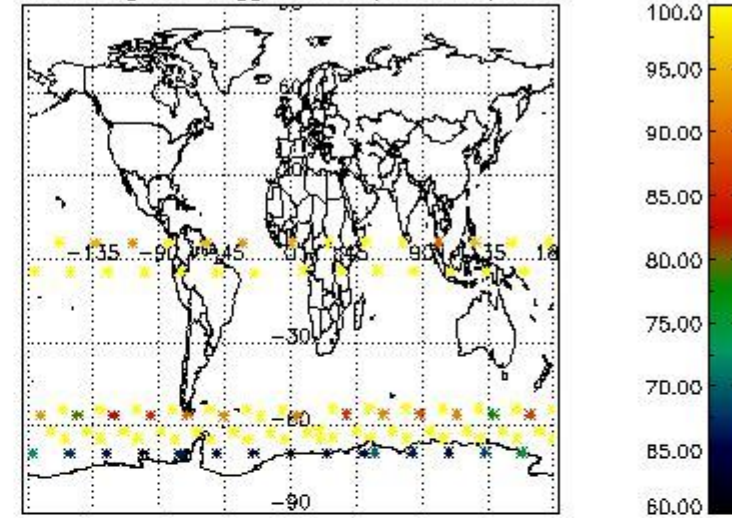
#### 3.2 Plot quality information per product (world map)



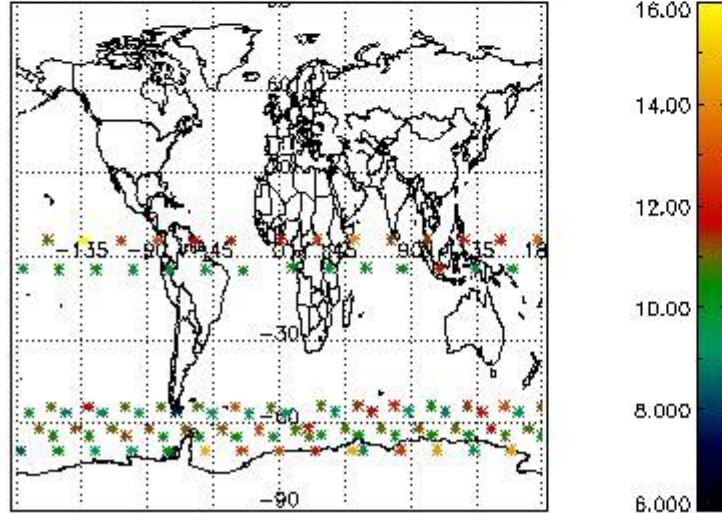
Percentage of flagged data per O3 profile



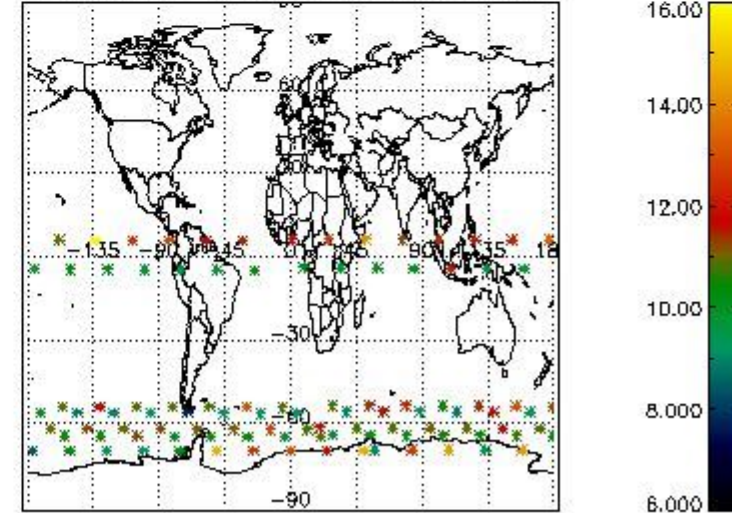
Percentage of flagged data per H2O profile



Percentage of flagged data per NO2 profile



Percentage of flagged data per NO3 profile

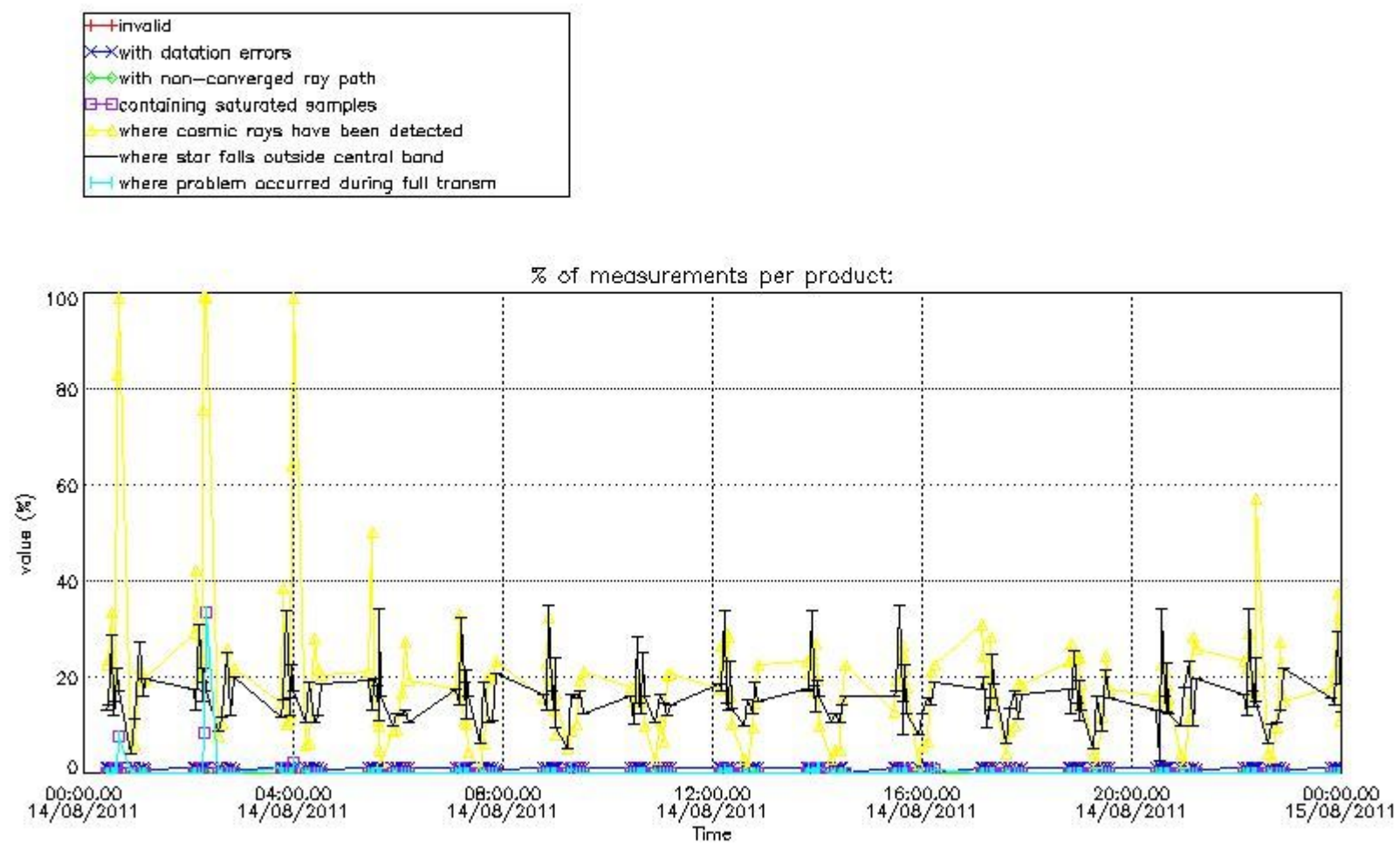


#### 4. Level 1 quality information per product

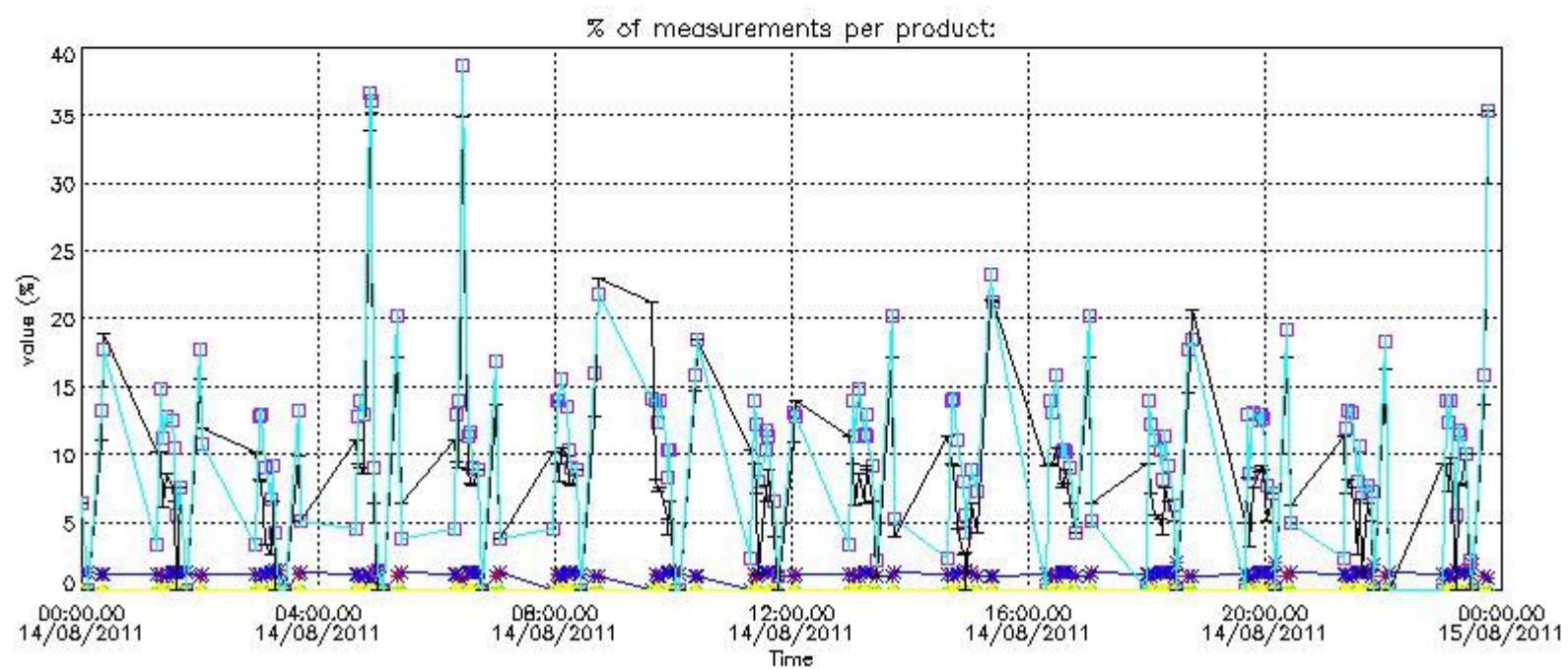
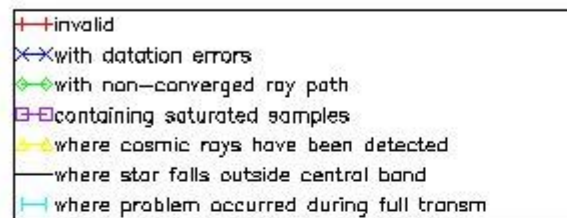
In this section it is plotted some information contained in the Quality Summary data set of the level 2 products that comes from the level 1b processing. Products without errors (error flag in the MPH set to "0") are used.

##### 4.1 Plot quality information per product (time dependant) coming from level 1b processing

###### 4.1.1 Plot level 1 quality information per product (time dependant): ENVISAT ASCENDING passes

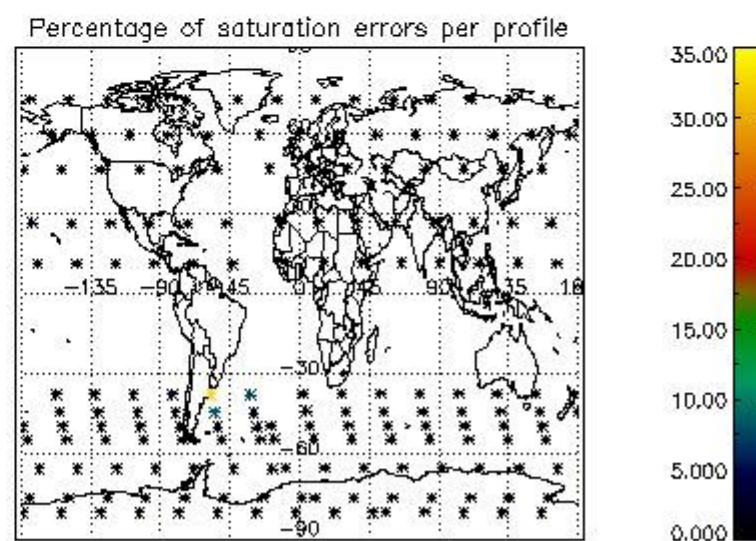
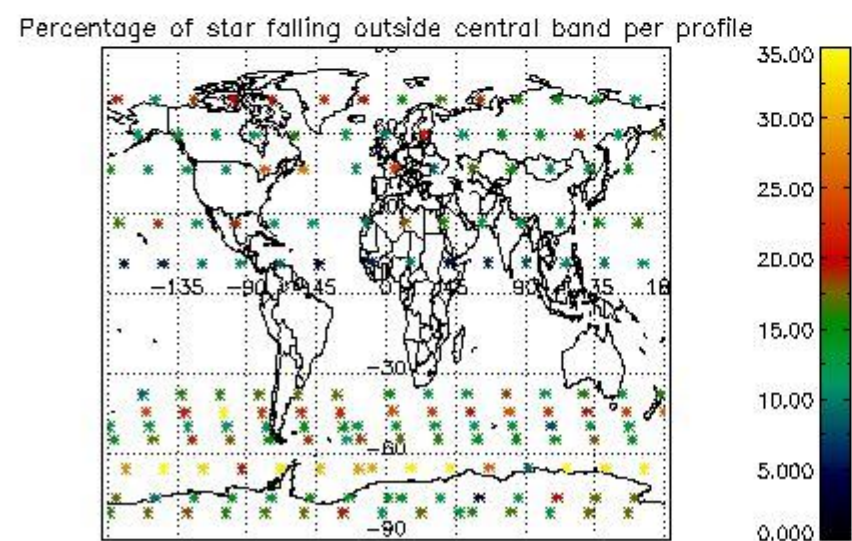
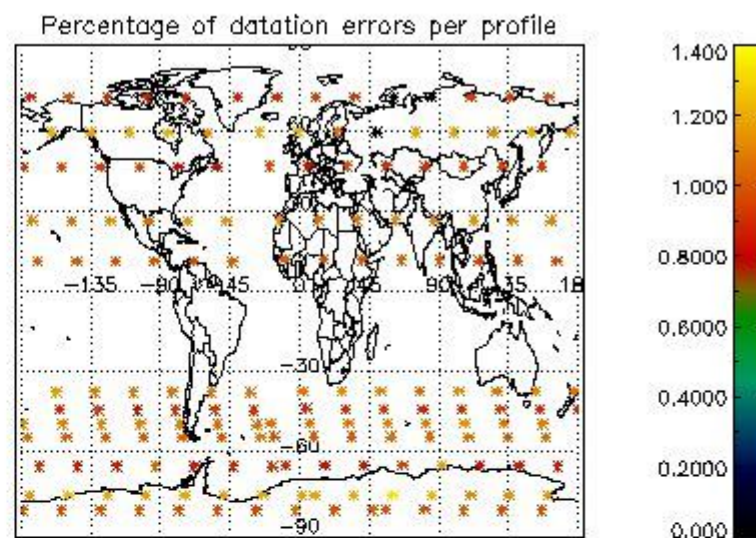
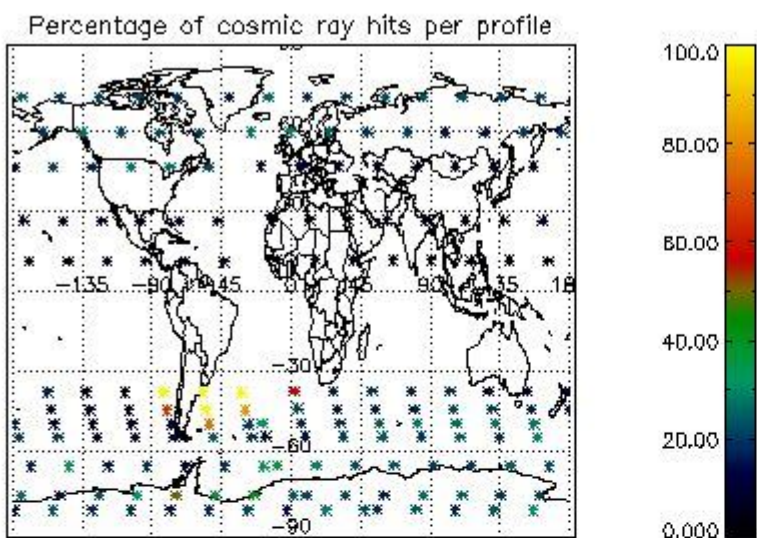


4.1.2 Plot level 1 quality information per product (time dependant): ENVI SAT DESCENDING passes

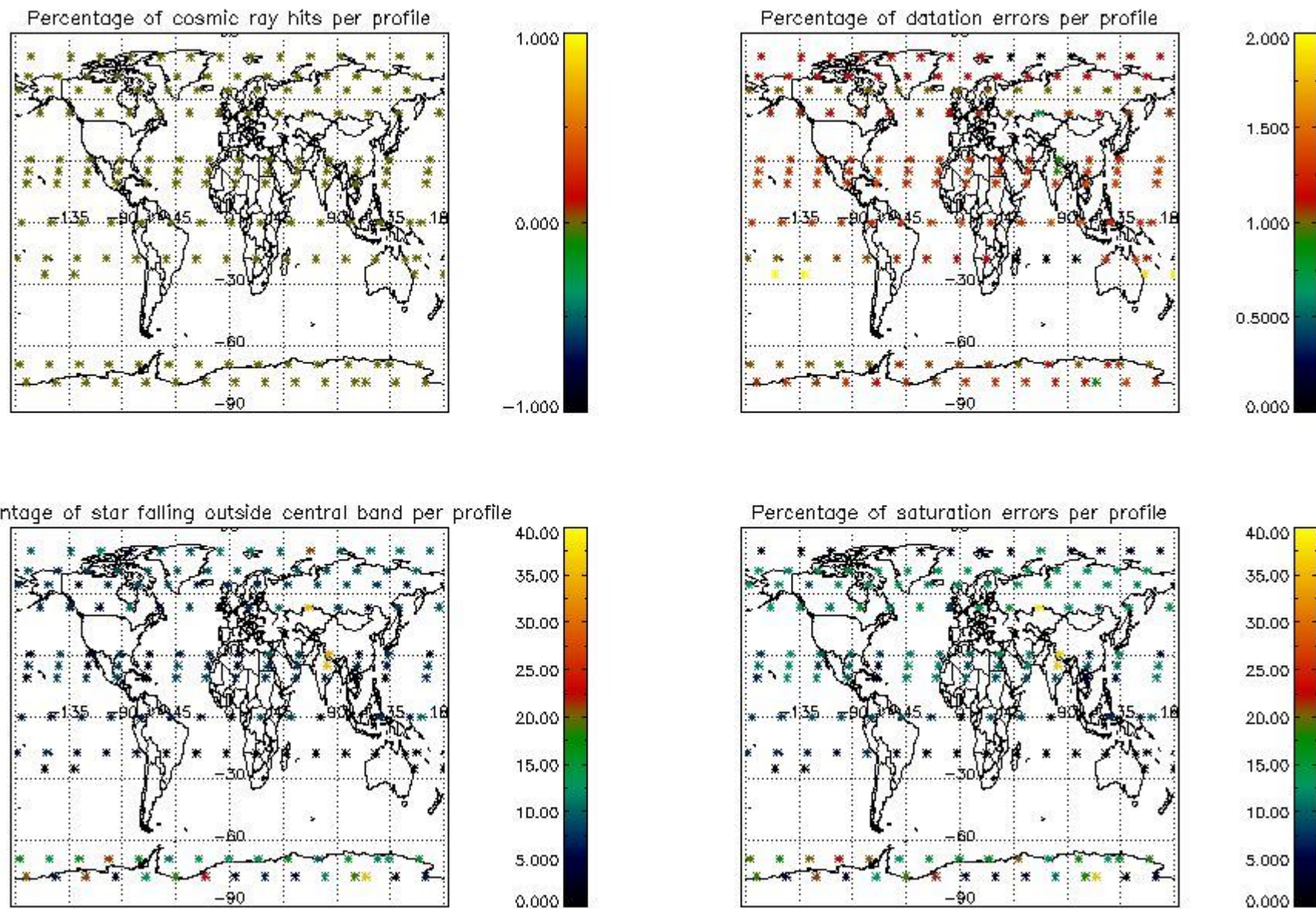


*4.2 Plot quality information per product coming from level 1b processing (world map)*

*4.2.1 Plot level 1 quality information per product (world map): ENVISAT ASCENDING passes*



4.2.2 Plot level 1 quality information per product (world map): ENVISAT DESCENDING passes



## 5. Trace gas profiles

### 5.1 Ozone statistics based on quality of products

The final quality of the products can be "measured" using the STD (Standard Deviation) attached to every point profile. This information is written to the parameter GOM\_NL\_\_2P/NL\_LOCAL\_SPECIES\_DENSITY/o3\_std of the level 2 products. The table below shows the statistics for given STD ranges.

The statistics are given with respect to the overall valid production:

- Products without fatal errors: GOM\_NL\_\_2P/MPH/PRODUCT\_ERR=0
- Valid point profile: GOM\_NL\_\_2P/NL\_LOCAL\_SPECIES\_DENSITY/pcd(0)=0

The 'Criteria' is applied to valid points of dark limb products:

- Products in dark limb illumination condition: GOM\_NL\_\_2P/NL\_SUMMARY\_QUALITY/obs\_ill\_cond=0
- Products without fatal errors: GOM\_NL\_\_2P/MPH/PRODUCT\_ERR=0
- Valid point profile: GOM\_NL\_\_2P/NL\_LOCAL\_SPECIES\_DENSITY/pcd(0)=0

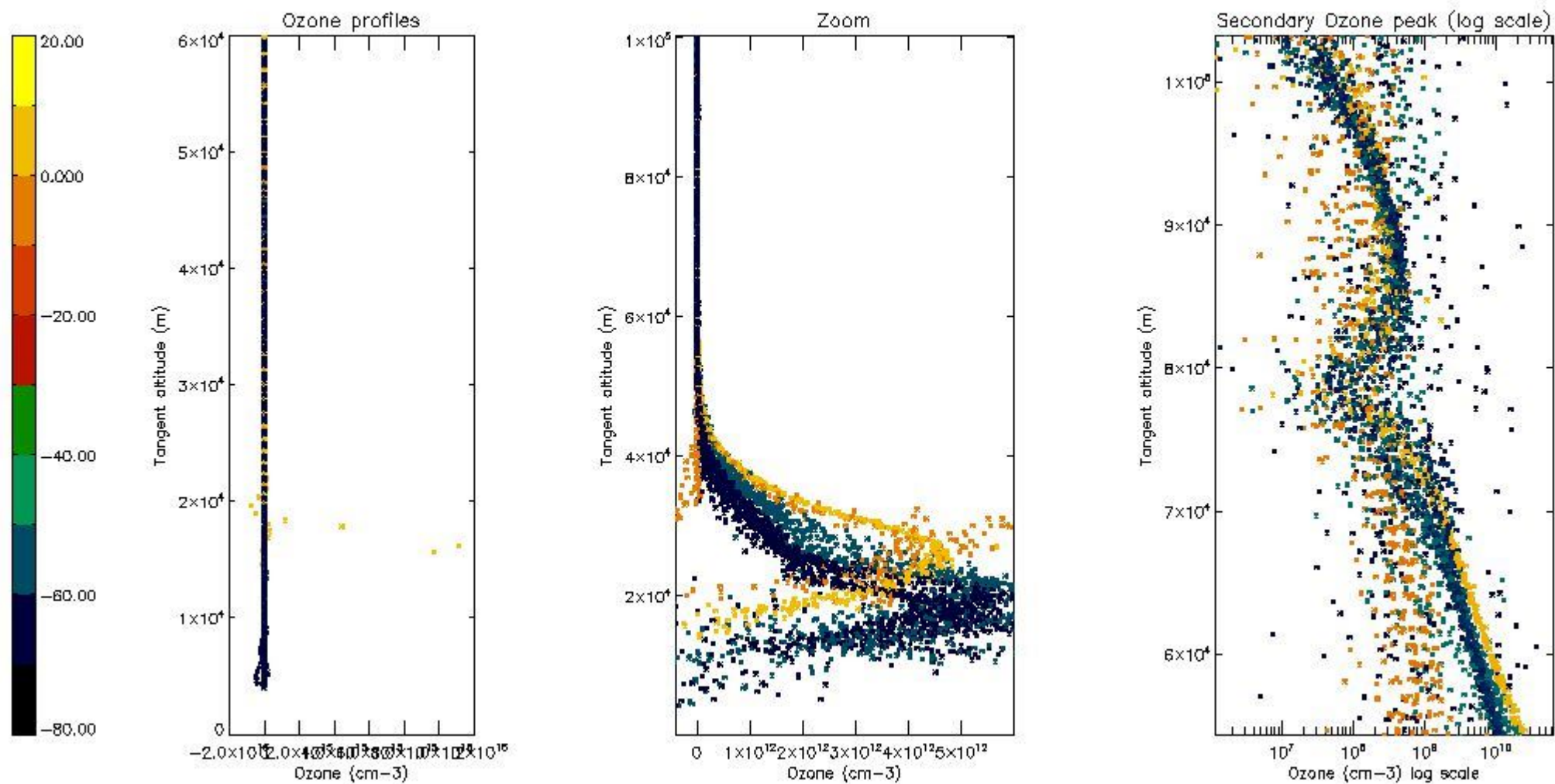
So, the table below shows the percentage of dark limb and valid observations for each criteria with respect to the overall valid daily observations.

Criteria	% of total production
All STD	33
STD < 20	17

STD < 10	14
STD < 5	10

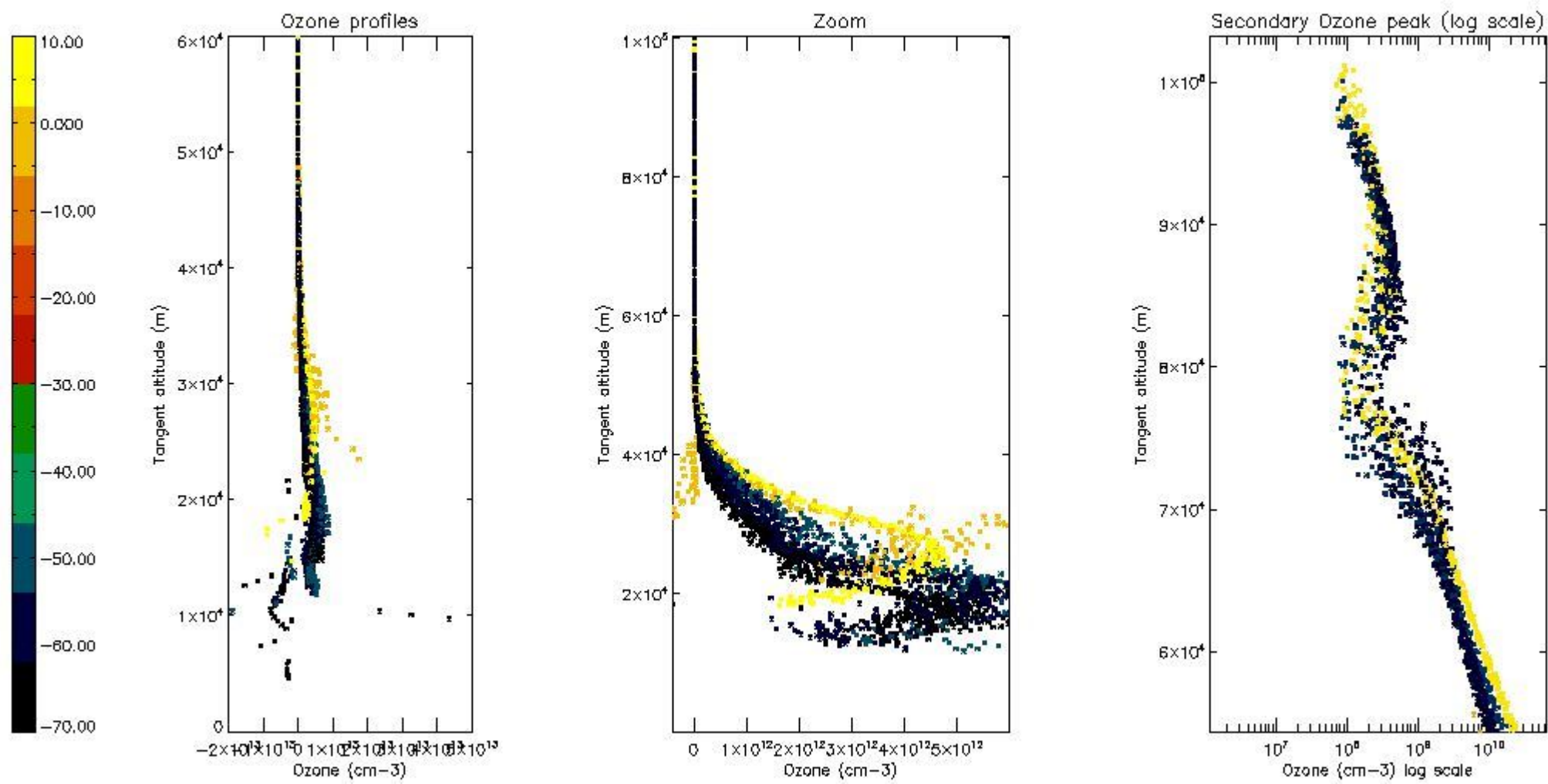
5.2 Plot ozone profiles for all STD (dark without errors)

The colorbar represents the latitude.



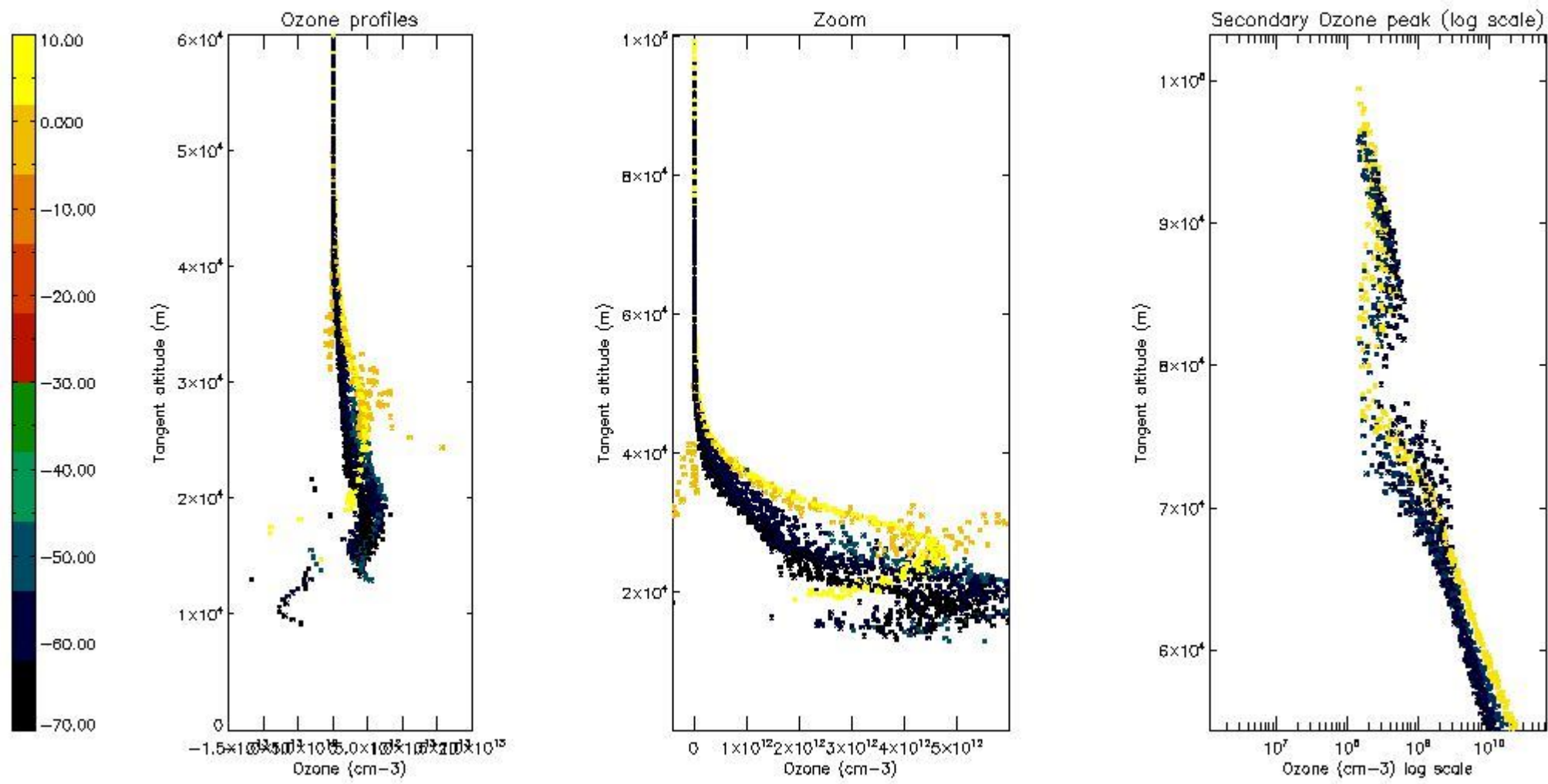
5.3 Plot ozone profiles where STD < 20% (dark without errors)

The colorbar represents the latitude.



*5.4 Plot ozone profiles where STD < 10% (dark without errors)*

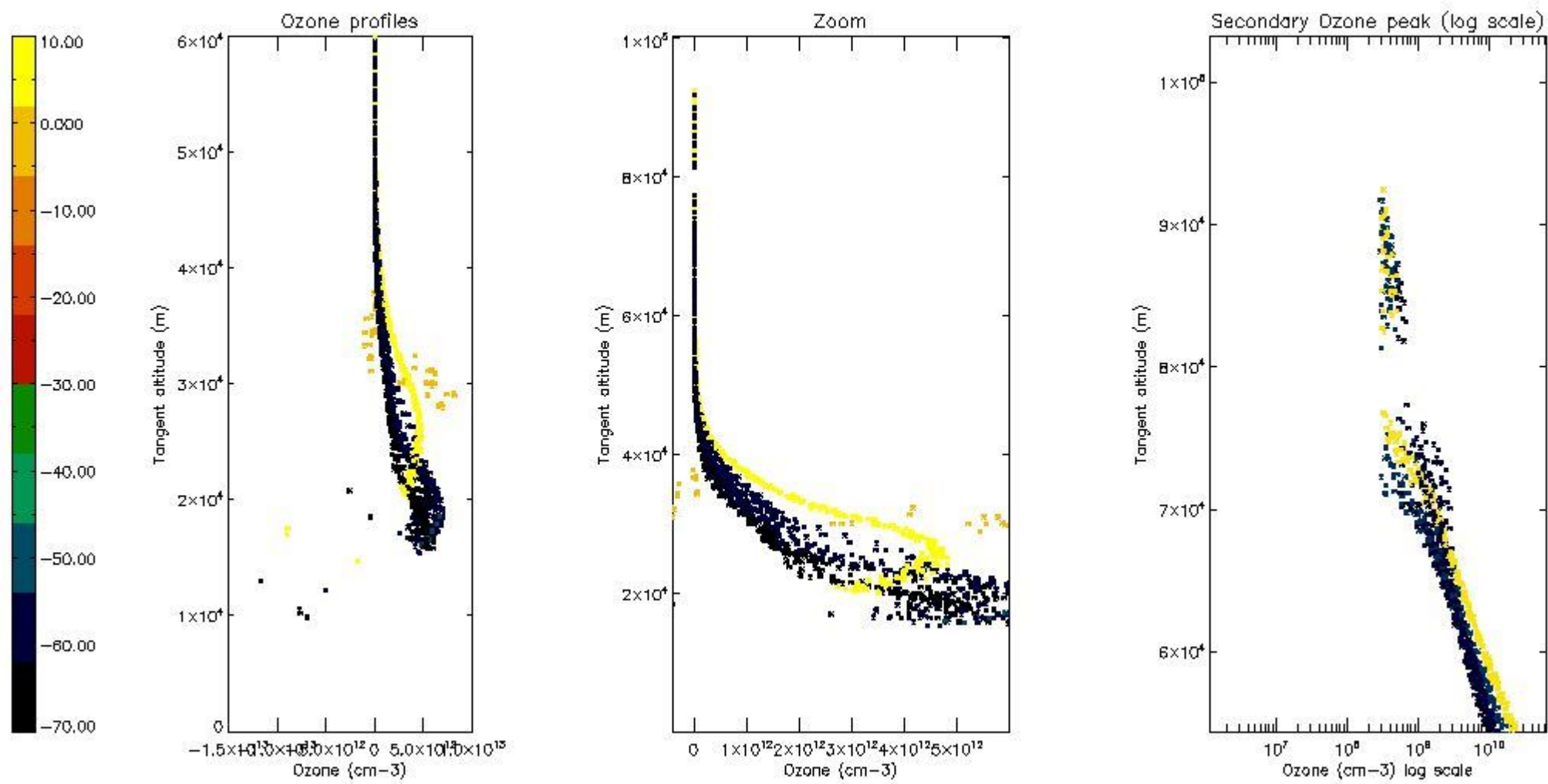
The colorbar represents the latitude.



*5.5 Plot ozone profiles where STD < 5% (dark without errors)*

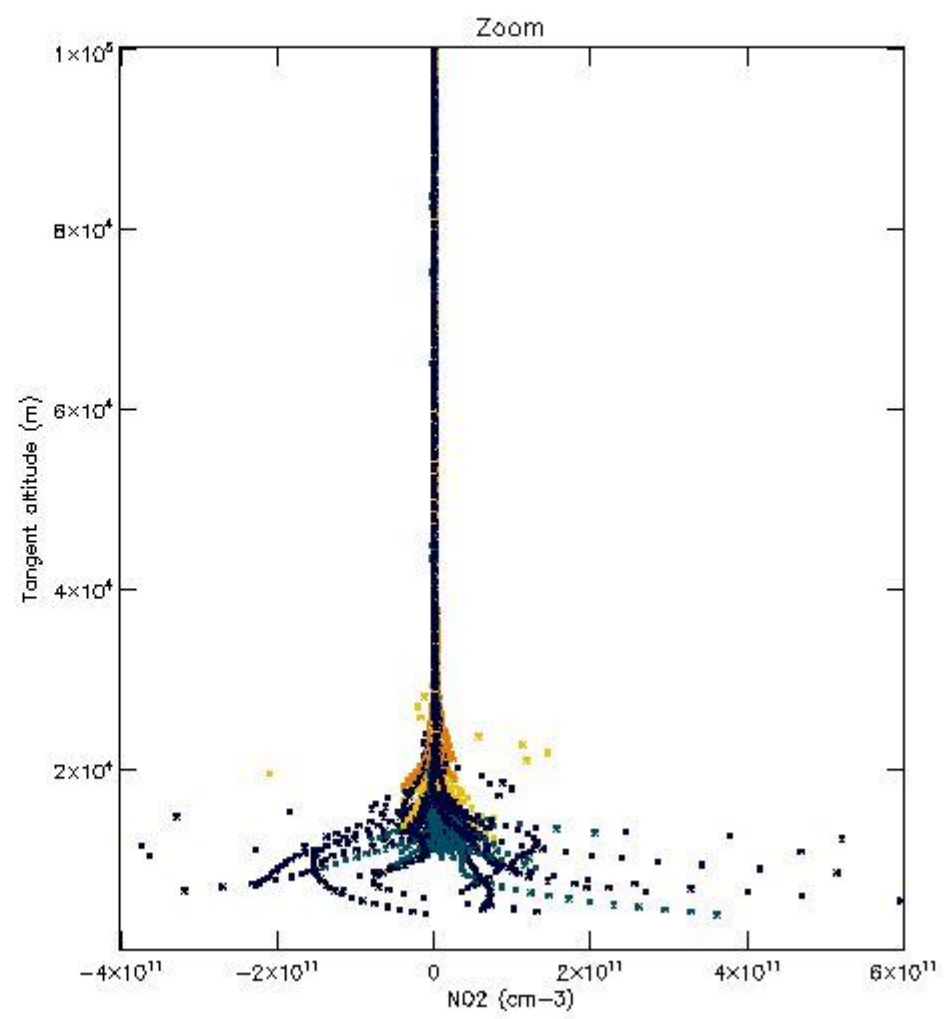
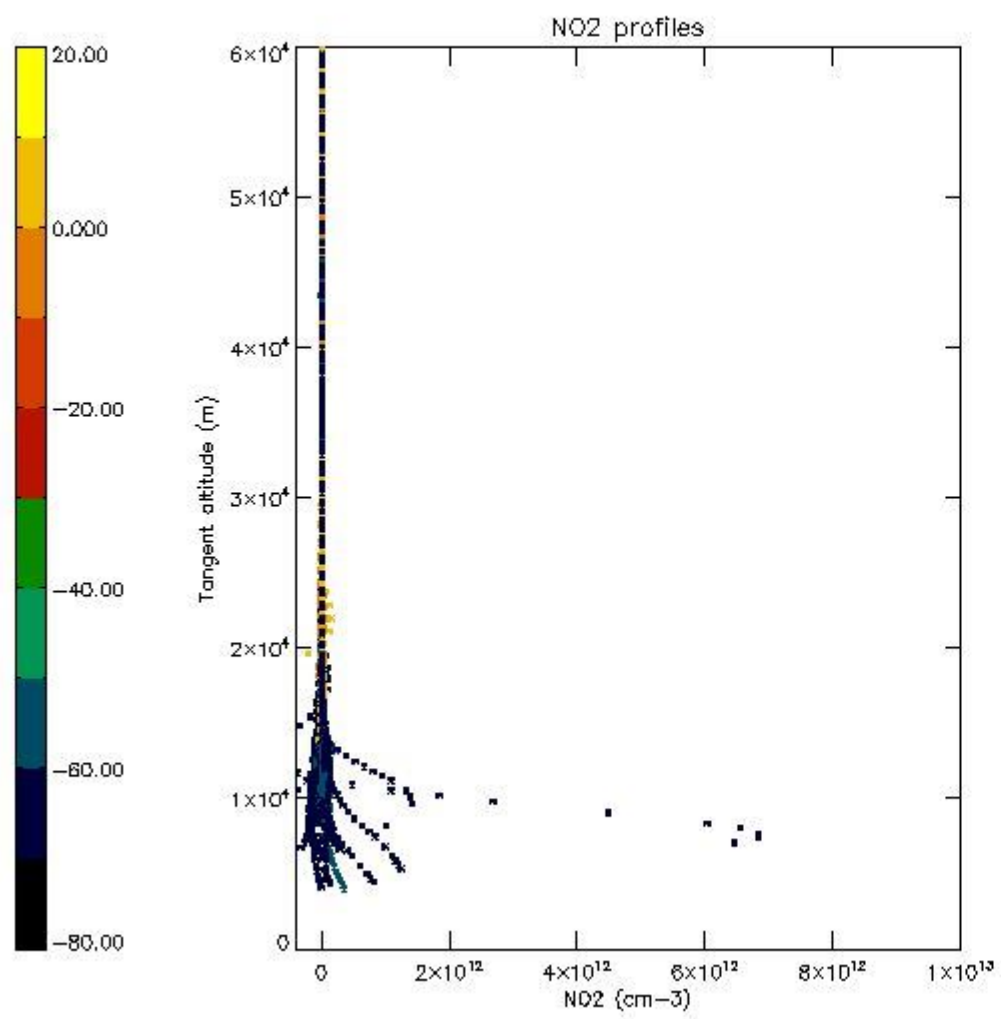
The colorbar represents the latitude.





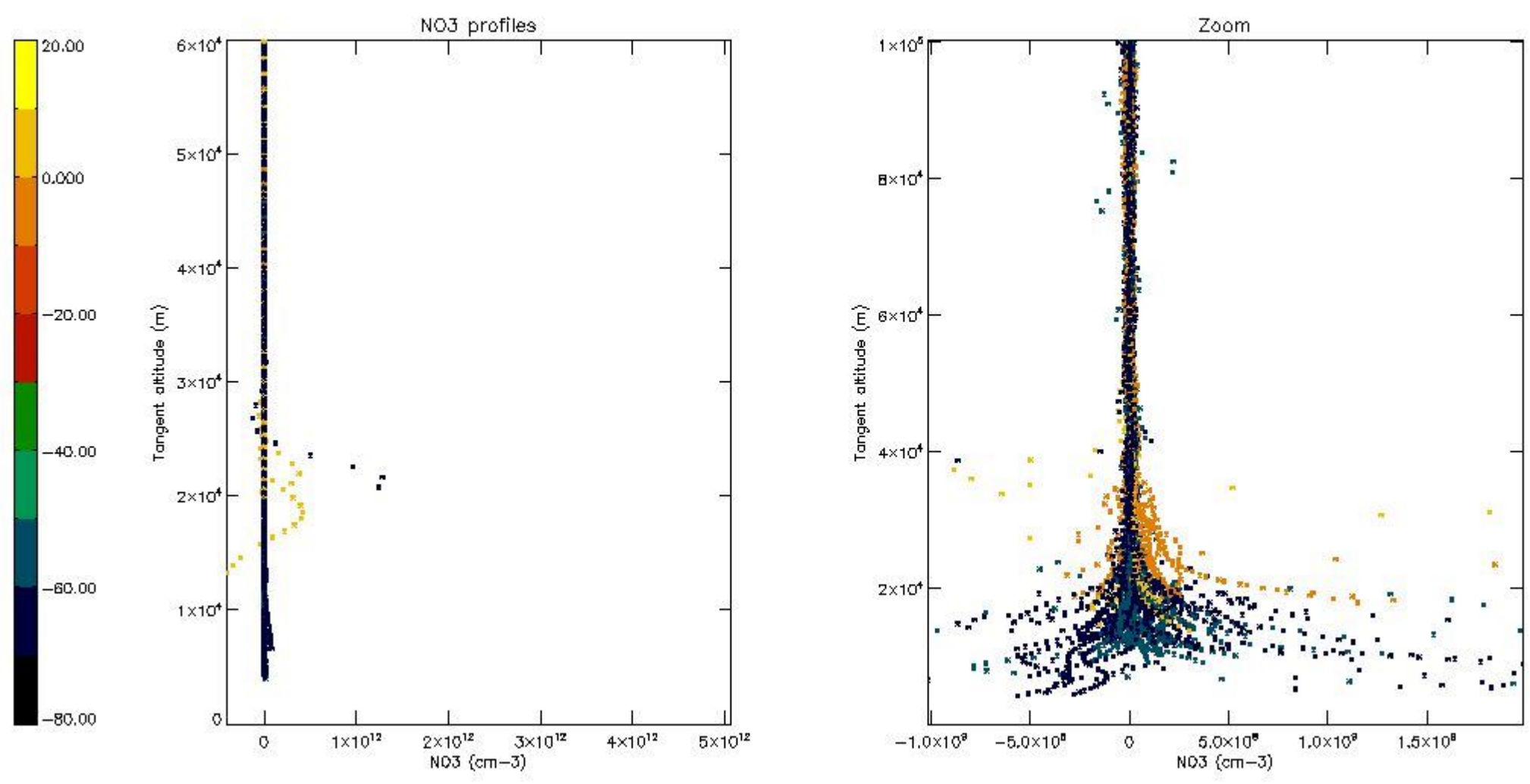
*5.6 Plot NO<sub>2</sub> profiles for all STD (dark without errors)*

The colorbar represents the latitude.



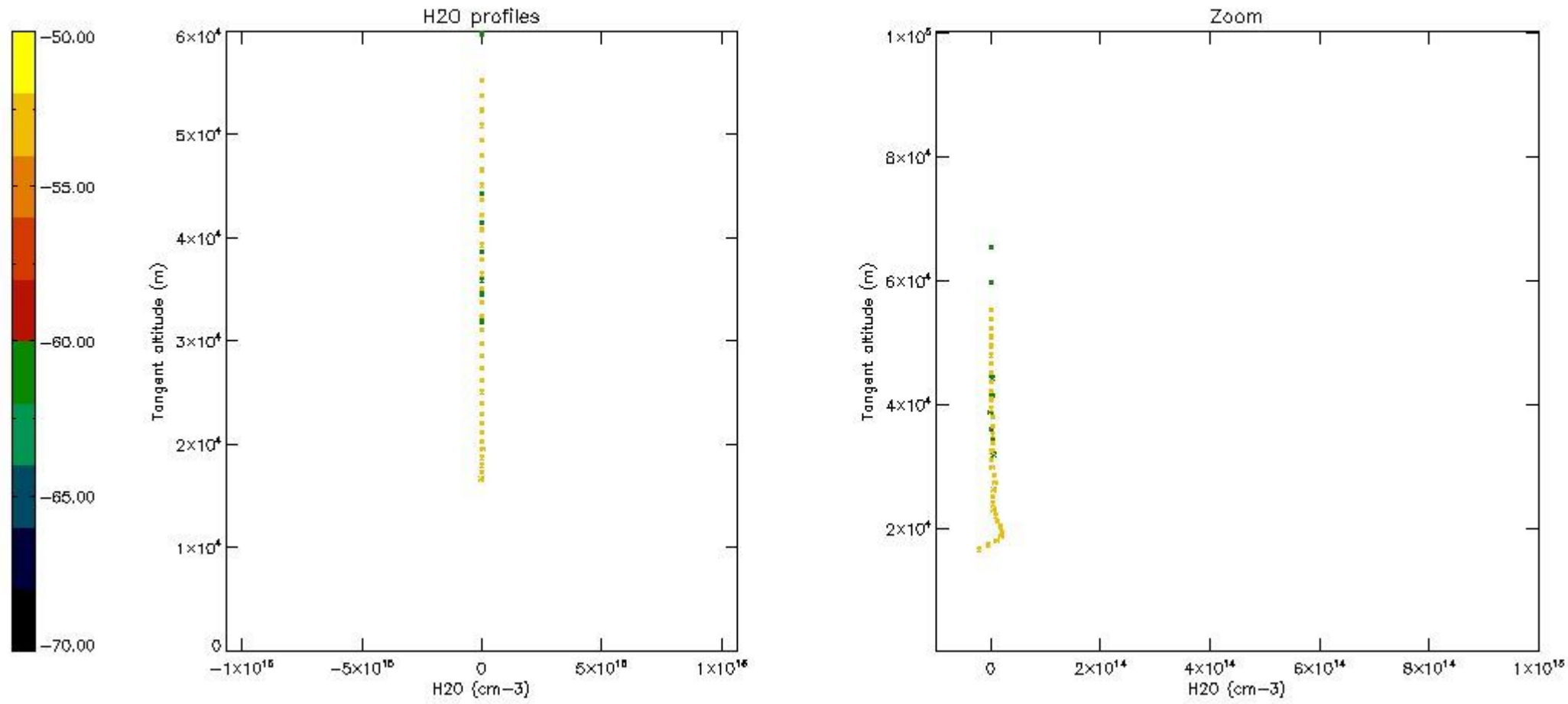
*5.7 Plot NO3 profiles for all STD (dark without errors)*

The colorbar represents the latitude.



5.8 Plot H2O profiles for all STD (only for occultations of stars 1,2,3,4,13,14,16,26,63 dark without errors)

The colorbar represents the latitude.



## 6. Auxiliary Data Files used for the production reported in section 2

The number reported in the third column indicates since which file (see list in section 2) the corresponding auxiliary file has been used. The fourth column is the date of those product files.

Type	Auxiliary Filename	Used since product	Used since product date
INST_PHYS_CHARACTERISTICS	GOM_INS_AXVIEC20091111_143220_20030716_120000_20500101_000000	1	14-AUG-2011 00:00:11
LEVEL-2_PROC_CONFIG	GOM_PR2_AXVIEC20091111_152718_20020301_000000_20500101_000000	1	14-AUG-2011 00:00:11
CROSS_SECTIONS_FILE	GOM_CRS_AXVIEC20091111_154832_20020301_000000_20500101_000000	1	14-AUG-2011 00:00:11

# GOMOS Level 2 Daily Report

## SUMMARY

### [1. General Info](#)

### [2. Summary of processed GOM\\_NL\\_2P products](#)

### [3. Level 2 Quality information per product](#)

#### [3.1 Plot of level 2 quality information per product \(time dependant\)](#)

#### [3.2 Plot of level 2 quality information per product \(world map\)](#)

### [4. Level 1 Quality information per product \(stored on level 2 products\)](#)

#### [4.1 Plot of level 1 quality information per product \(time dependant\)](#)

##### [4.1.1 Plot of level 1 quality information per product \(time dependant\): ASCENDING](#)

##### [4.1.2 Plot of level 1 quality information per product \(time dependant\): DESCENDING](#)

#### [4.2 Plot of level 1 quality information per product \(world map\)](#)

##### [4.2.1 Plot of level 1 quality information per product \(world map\): ASCENDING](#)

##### [4.2.2 Plot of level 1 quality information per product \(world map\): DESCENDING](#)

### [5. Ozone profiles based on quality statistics and other trace gas profiles](#)

#### [5.1 Ozone statistics based on quality of products](#)

#### [5.2 Plot ozone profiles for all STD \(dark without errors\)](#)

#### [5.3 Plot ozone profiles where STD < 20% \(dark without errors\)](#)

#### [5.4. Plot ozone profiles where STD < 10% \(dark without errors\)](#)

#### [5.5. Plot ozone profiles where STD < 5% \(dark without errors\)](#)

#### [5.6 Plot NO2 profiles for all STD \(dark without errors\)](#)

#### [5.7 Plot NO3 profiles for all STD \(dark without errors\)](#)

#### [5.8 Plot H2O profiles \(only for occultations of stars 1,2,3,4,13,14,16,26,63 dark without errors\) for all STD](#)

### [6. Auxiliary Data Files used for the production reported in section 2](#)











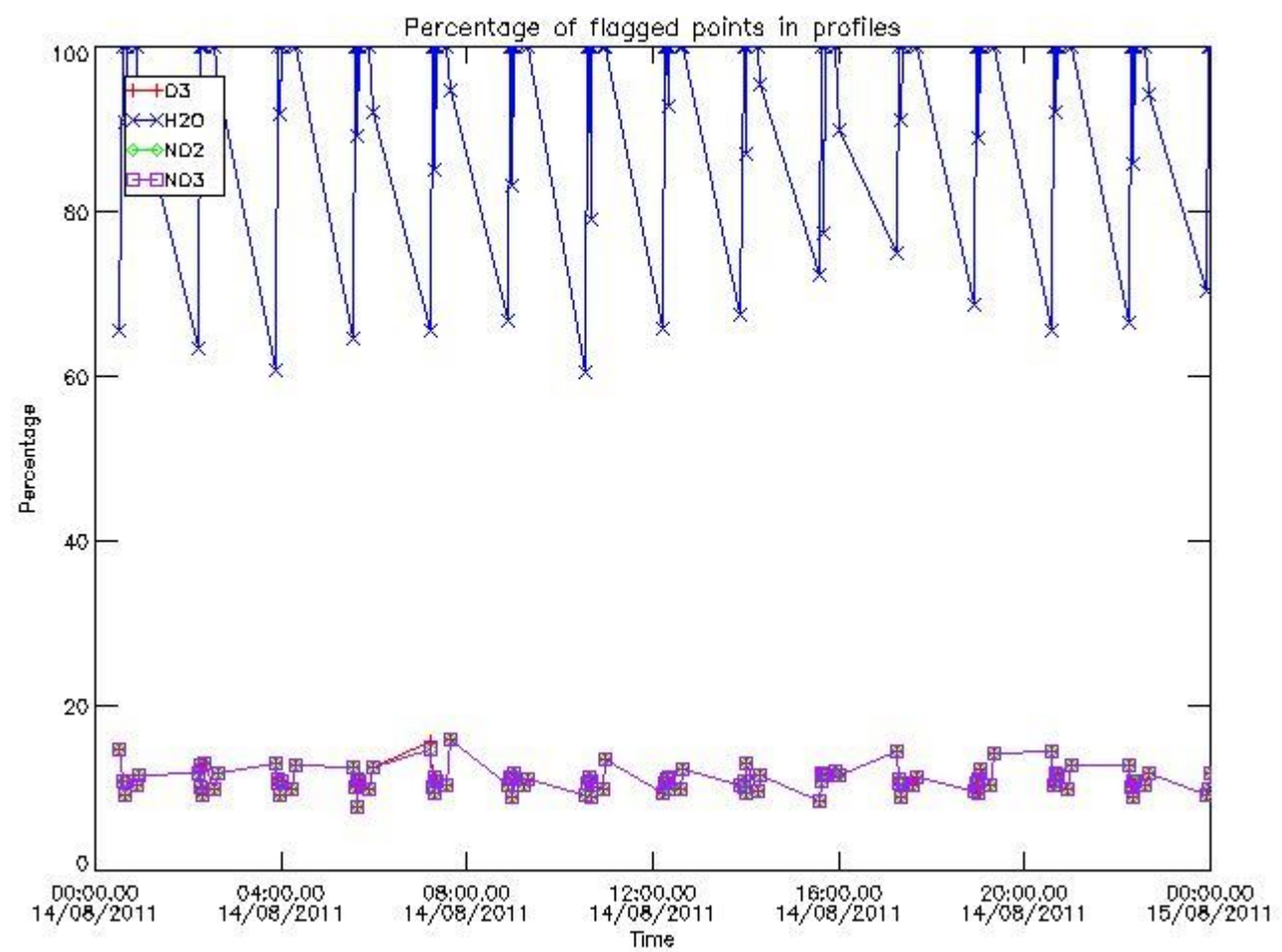




### 3. Quality information per product

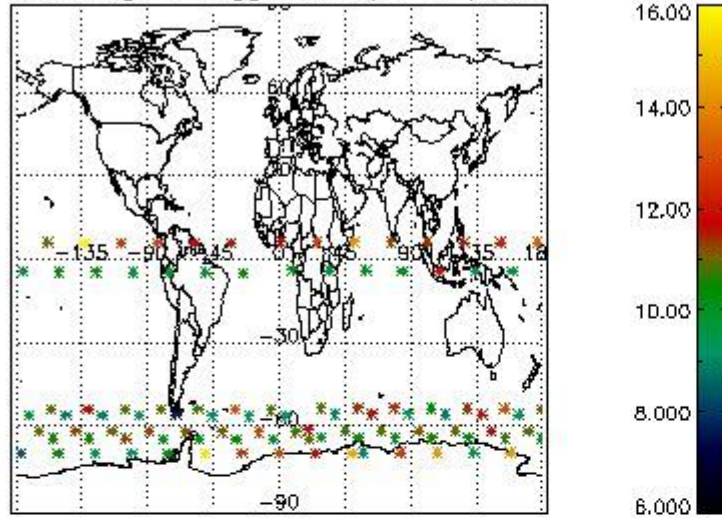
In this section it is plotted some information contained in the Quality Summary data set of the level 2 products. Only products in dark limb conditions and without errors (error flag in the MPH set to "0") are used.

#### 3.1 Plot quality information per product (time dependant)

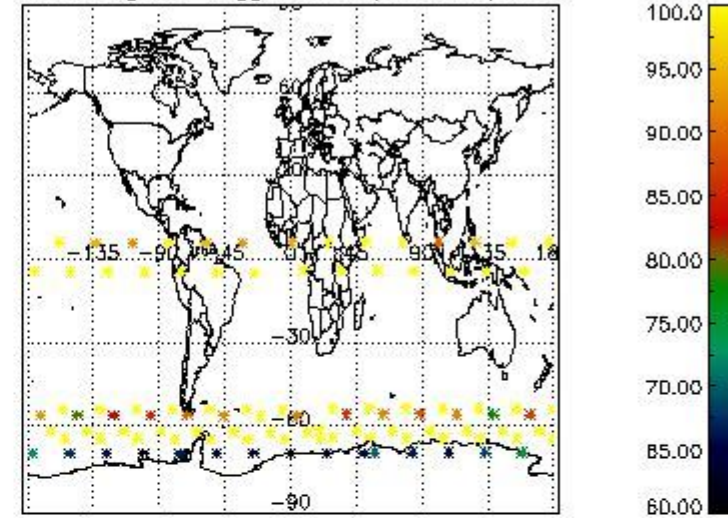


#### 3.2 Plot quality information per product (world map)

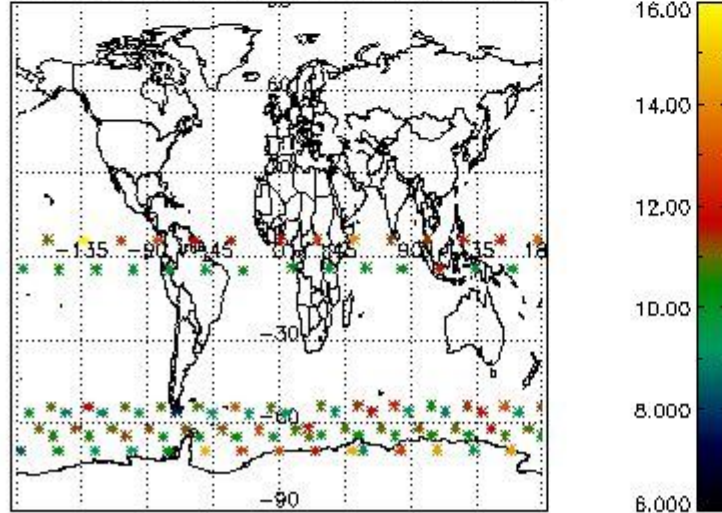
Percentage of flagged data per O3 profile



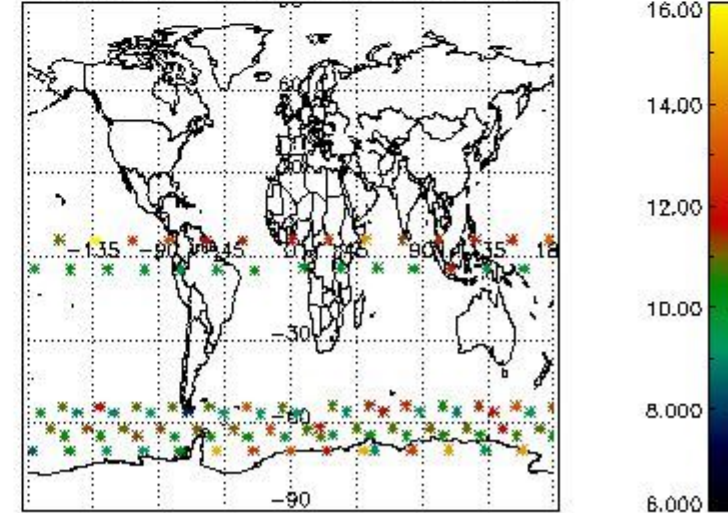
Percentage of flagged data per H2O profile



Percentage of flagged data per NO2 profile



Percentage of flagged data per NO3 profile

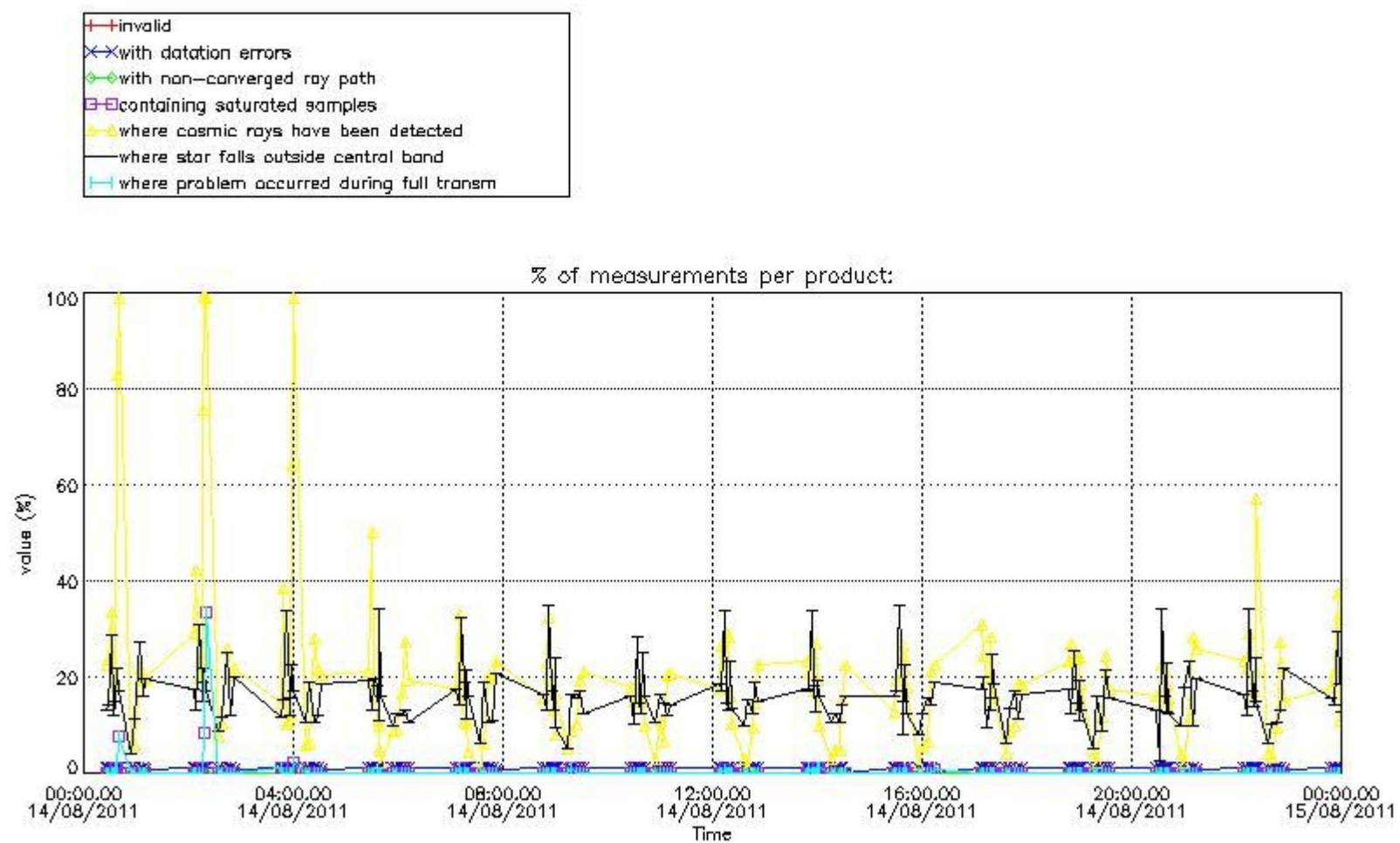


#### 4. Level 1 quality information per product

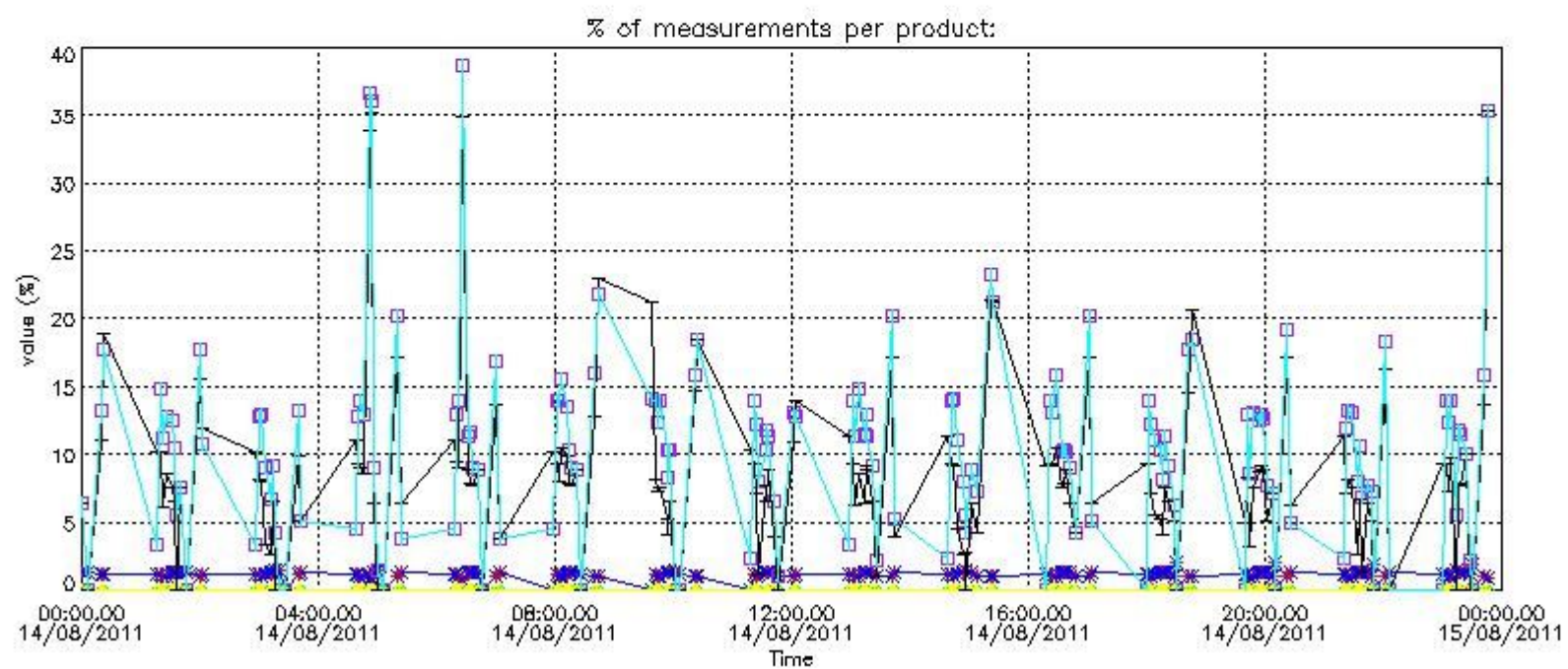
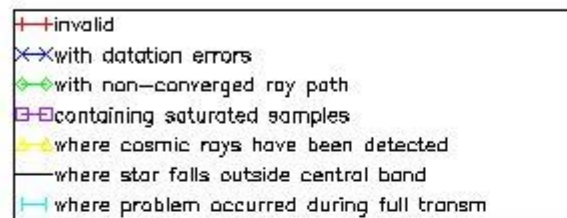
In this section it is plotted some information contained in the Quality Summary data set of the level 2 products that comes from the level 1b processing. Products without errors (error flag in the MPH set to "0") are used.

##### 4.1 Plot quality information per product (time dependant) coming from level 1b processing

###### 4.1.1 Plot level 1 quality information per product (time dependant): ENVISAT ASCENDING passes

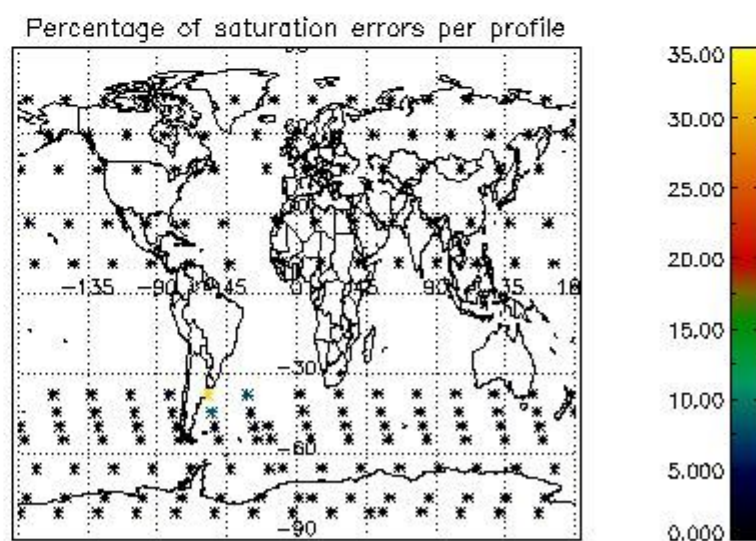
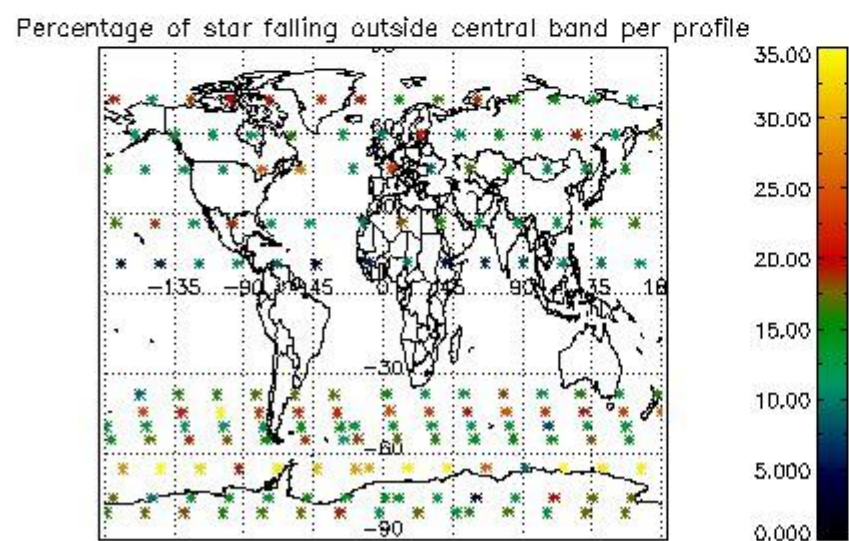
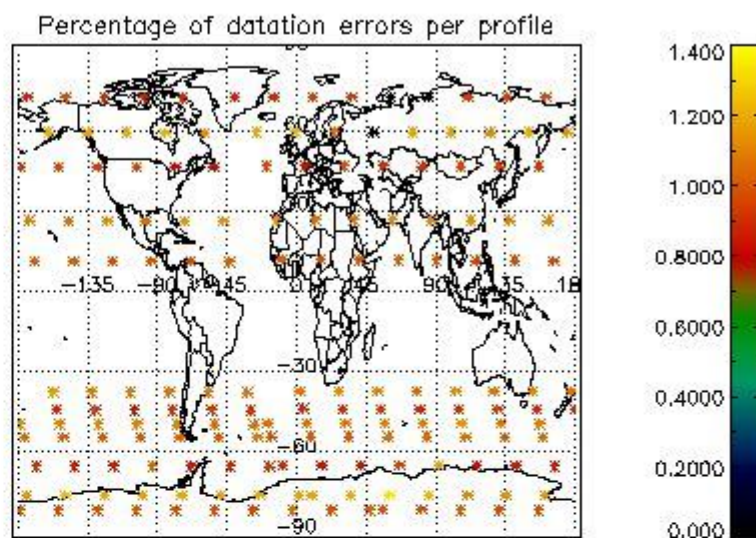
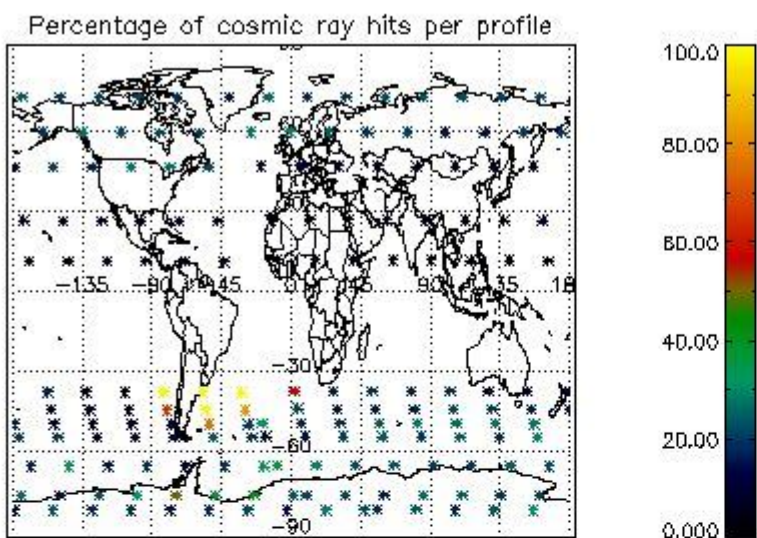


4.1.2 Plot level 1 quality information per product (time dependant): ENVI SAT DESCENDING passes



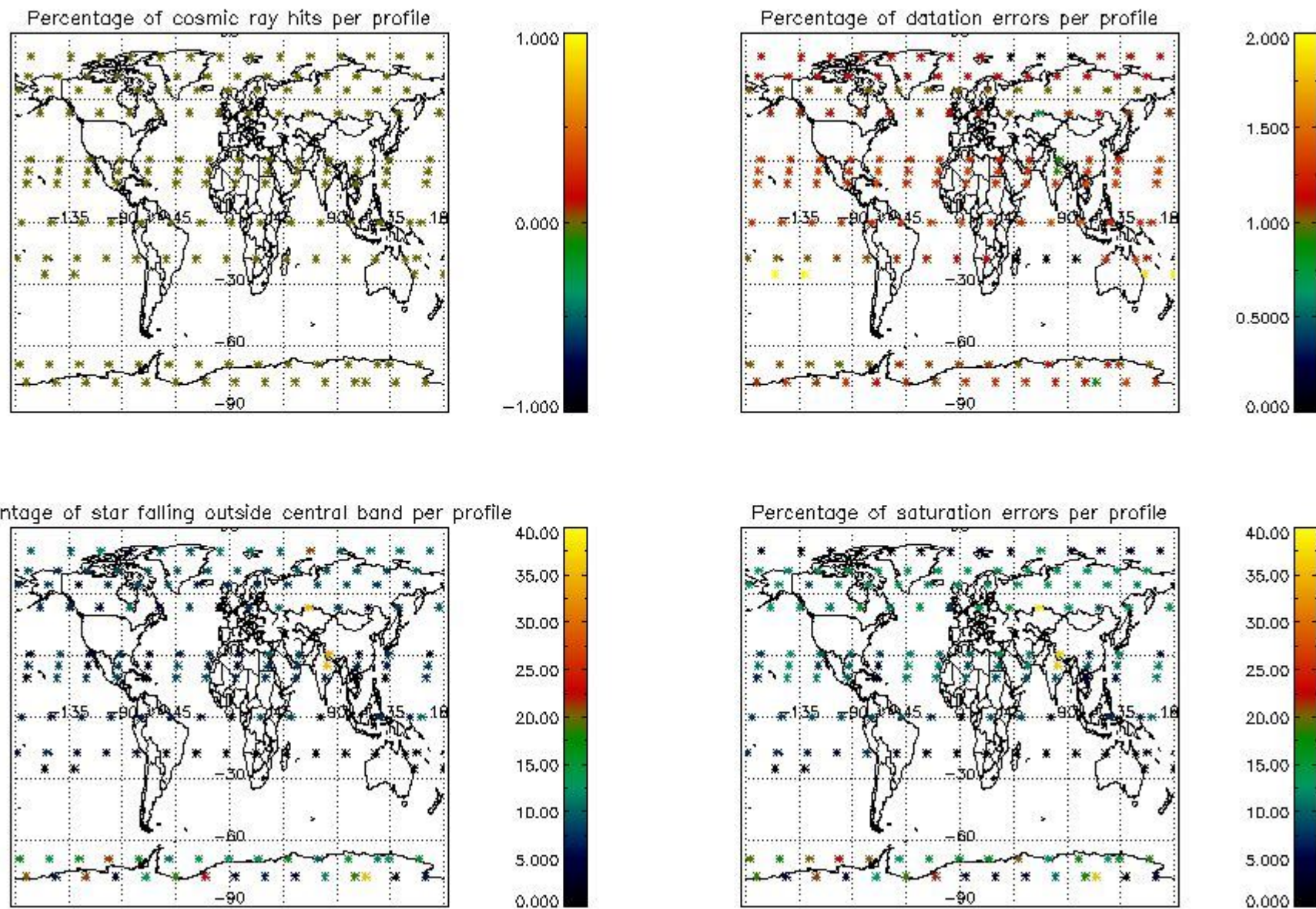
#### 4.2 Plot quality information per product coming from level 1b processing (world map)

##### 4.2.1 Plot level 1 quality information per product (world map): ENVISAT ASCENDING passes



4.2.2 Plot level 1 quality information per product (world map): ENVISAT DESCENDING passes





## 5. Trace gas profiles

### 5.1 Ozone statistics based on quality of products

The final quality of the products can be "measured" using the STD (Standard Deviation) attached to every point profile. This information is written to the parameter GOM\_NL\_\_2P/NL\_LOCAL\_SPECIES\_DENSITY/o3\_std of the level 2 products. The table below shows the statistics for given STD ranges.

The statistics are given with respect to the overall valid production:

- Products without fatal errors: GOM\_NL\_\_2P/MPH/PRODUCT\_ERR=0
- Valid point profile: GOM\_NL\_\_2P/NL\_LOCAL\_SPECIES\_DENSITY/pcd(0)=0

The 'Criteria' is applied to valid points of dark limb products:

- Products in dark limb illumination condition: GOM\_NL\_\_2P/NL\_SUMMARY\_QUALITY/obs\_ill\_cond=0
- Products without fatal errors: GOM\_NL\_\_2P/MPH/PRODUCT\_ERR=0
- Valid point profile: GOM\_NL\_\_2P/NL\_LOCAL\_SPECIES\_DENSITY/pcd(0)=0

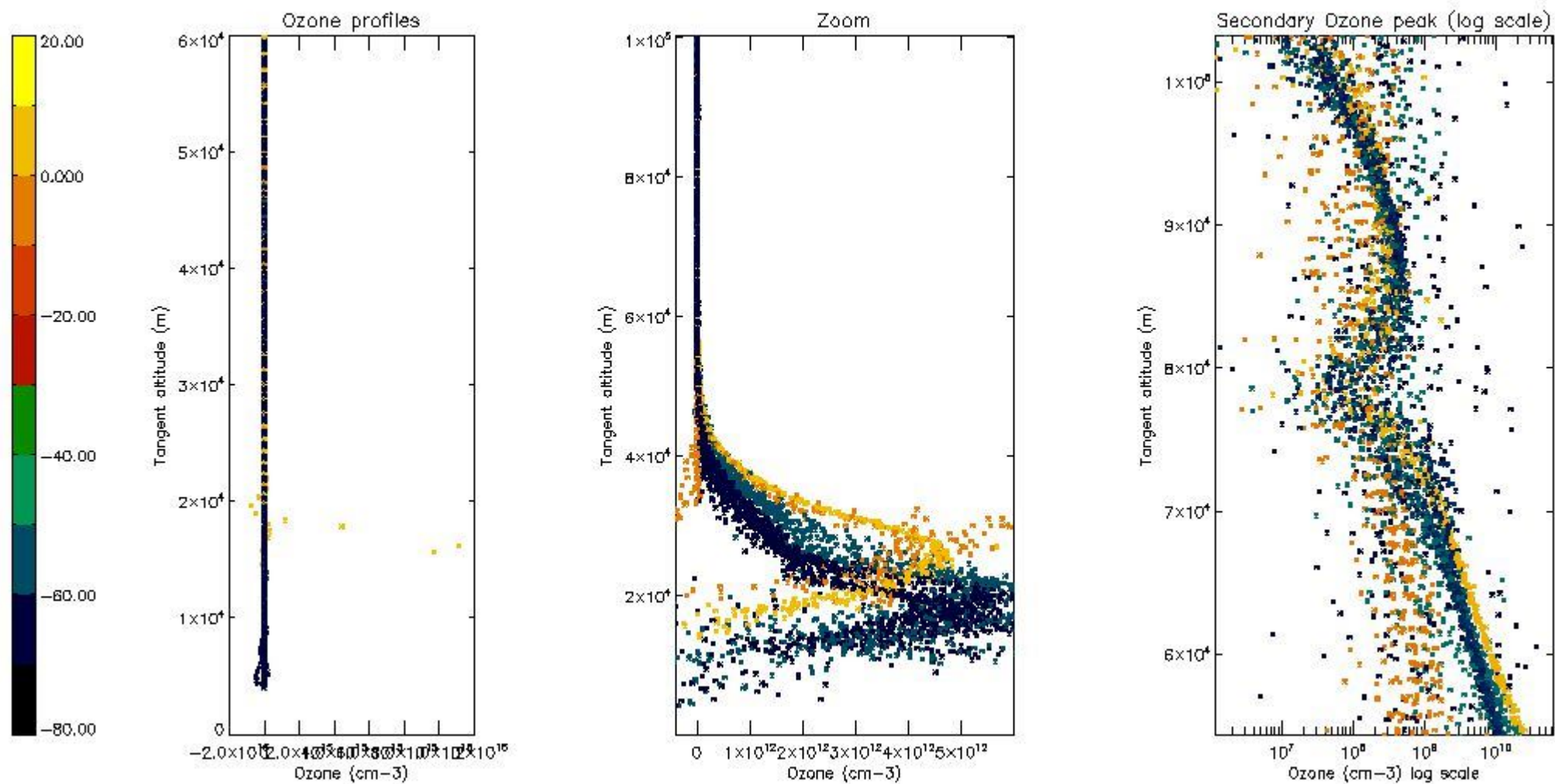
So, the table below shows the percentage of dark limb and valid observations for each criteria with respect to the overall valid daily observations.

Criteria	% of total production
All STD	33
STD < 20	17

STD < 10	14
STD < 5	10

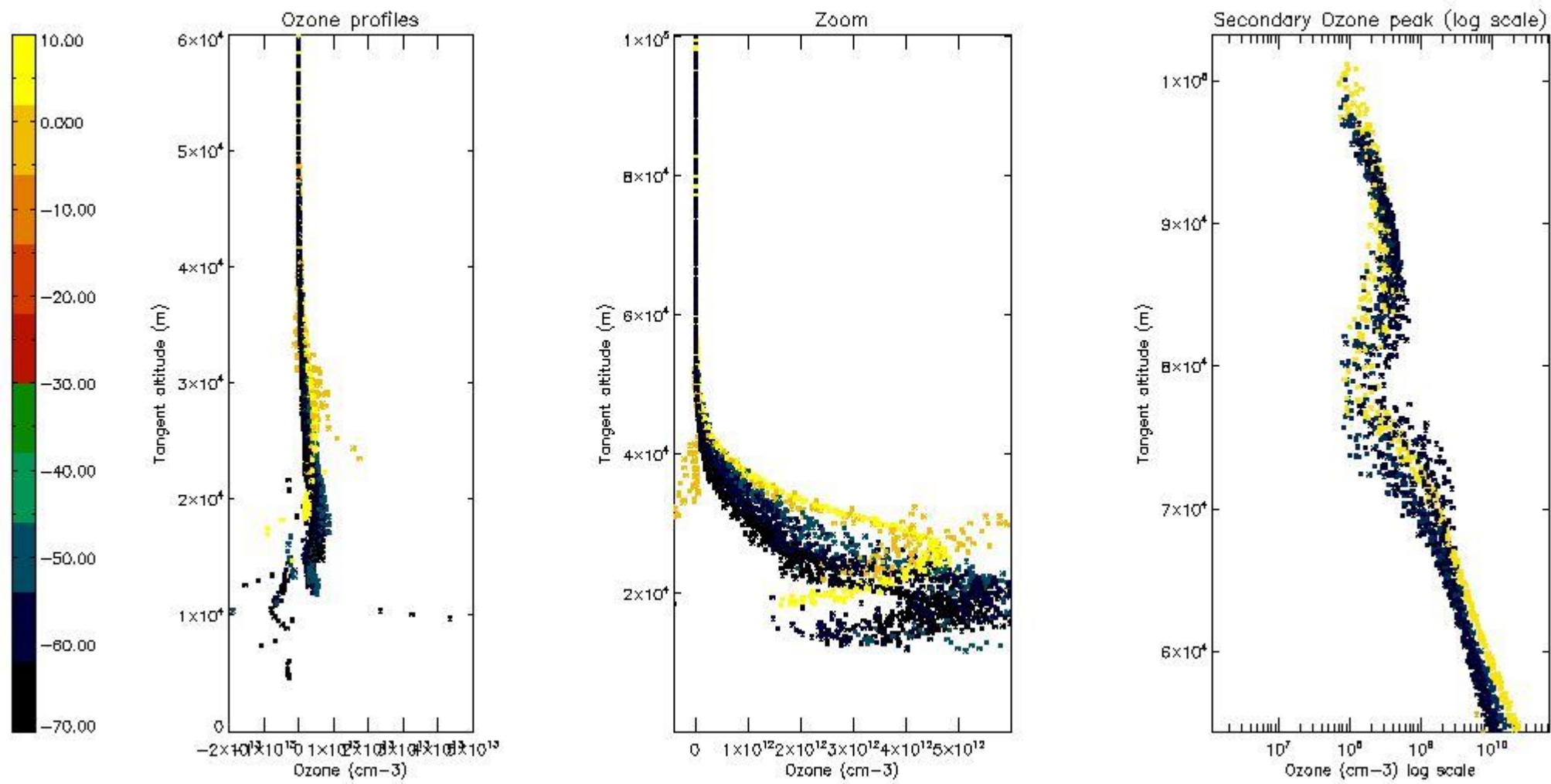
5.2 Plot ozone profiles for all STD (dark without errors)

The colorbar represents the latitude.



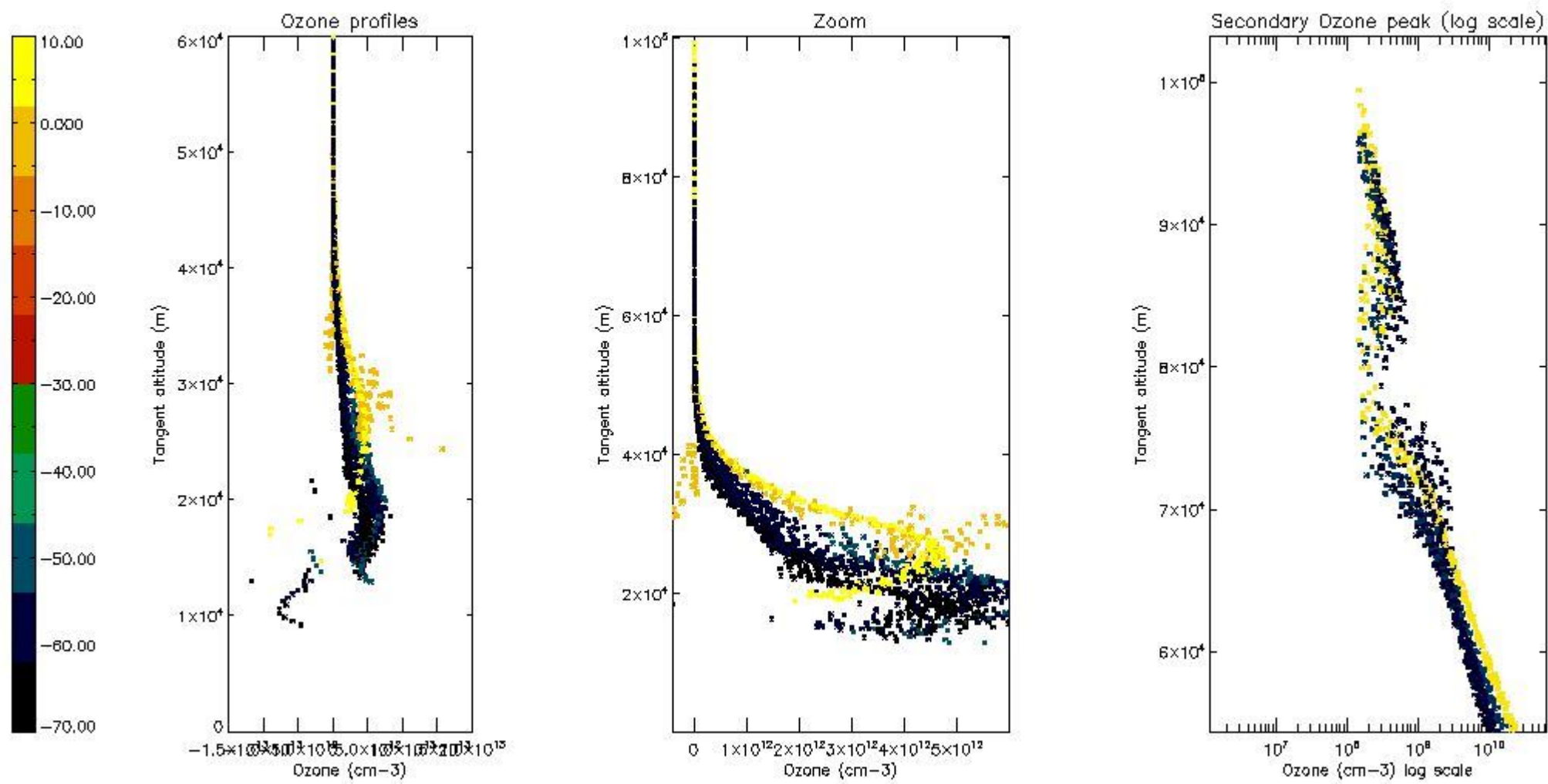
5.3 Plot ozone profiles where STD < 20% (dark without errors)

The colorbar represents the latitude.



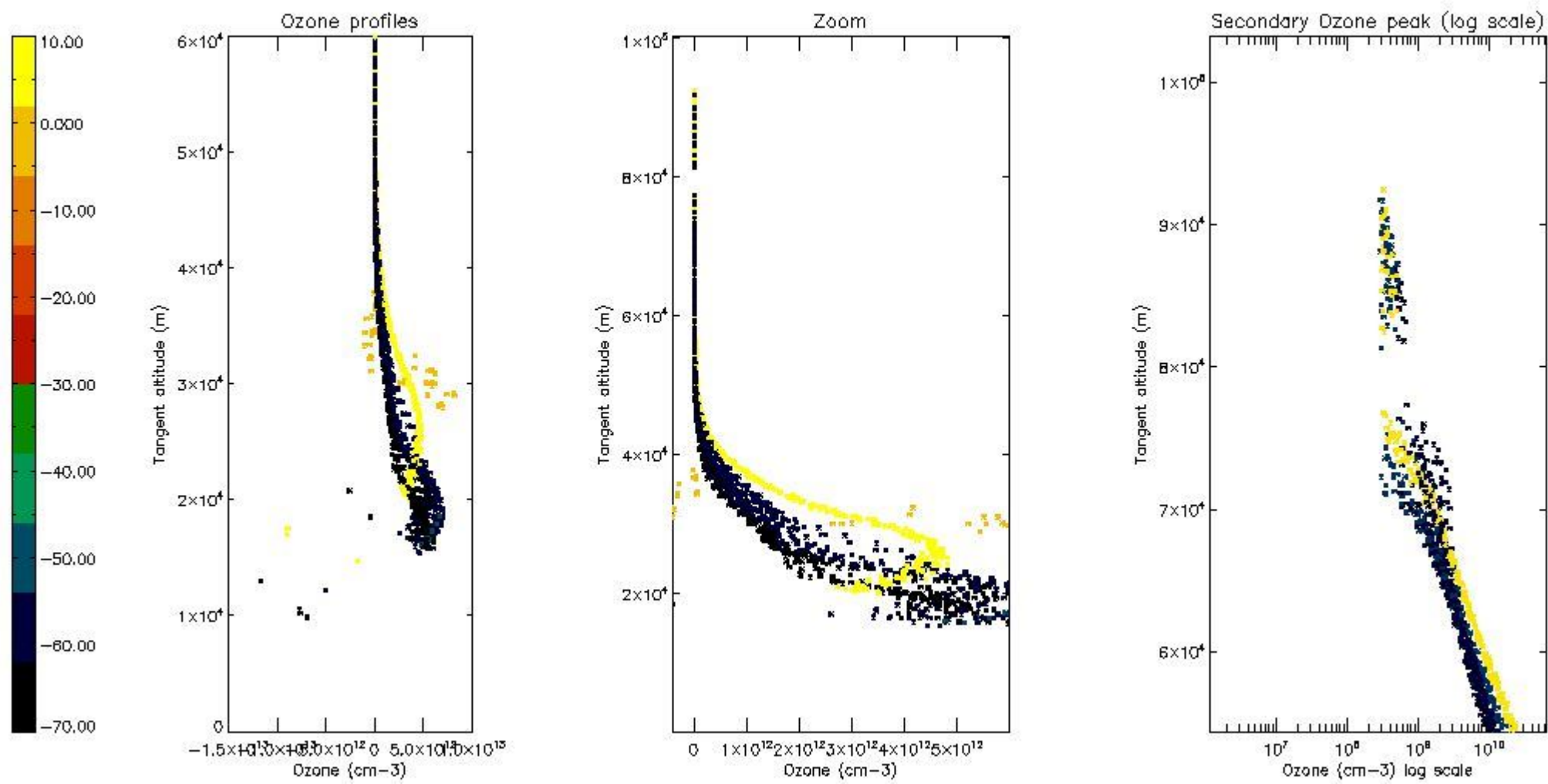
*5.4 Plot ozone profiles where STD < 10% (dark without errors)*

The colorbar represents the latitude.



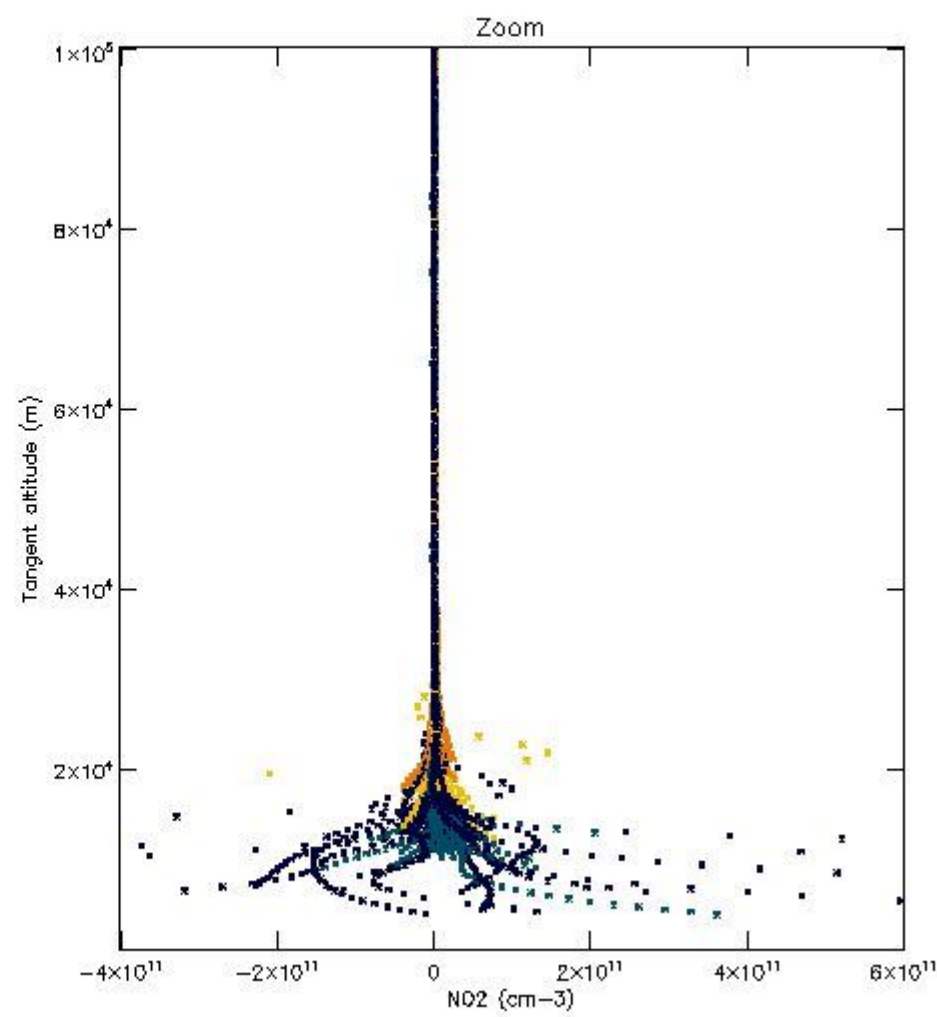
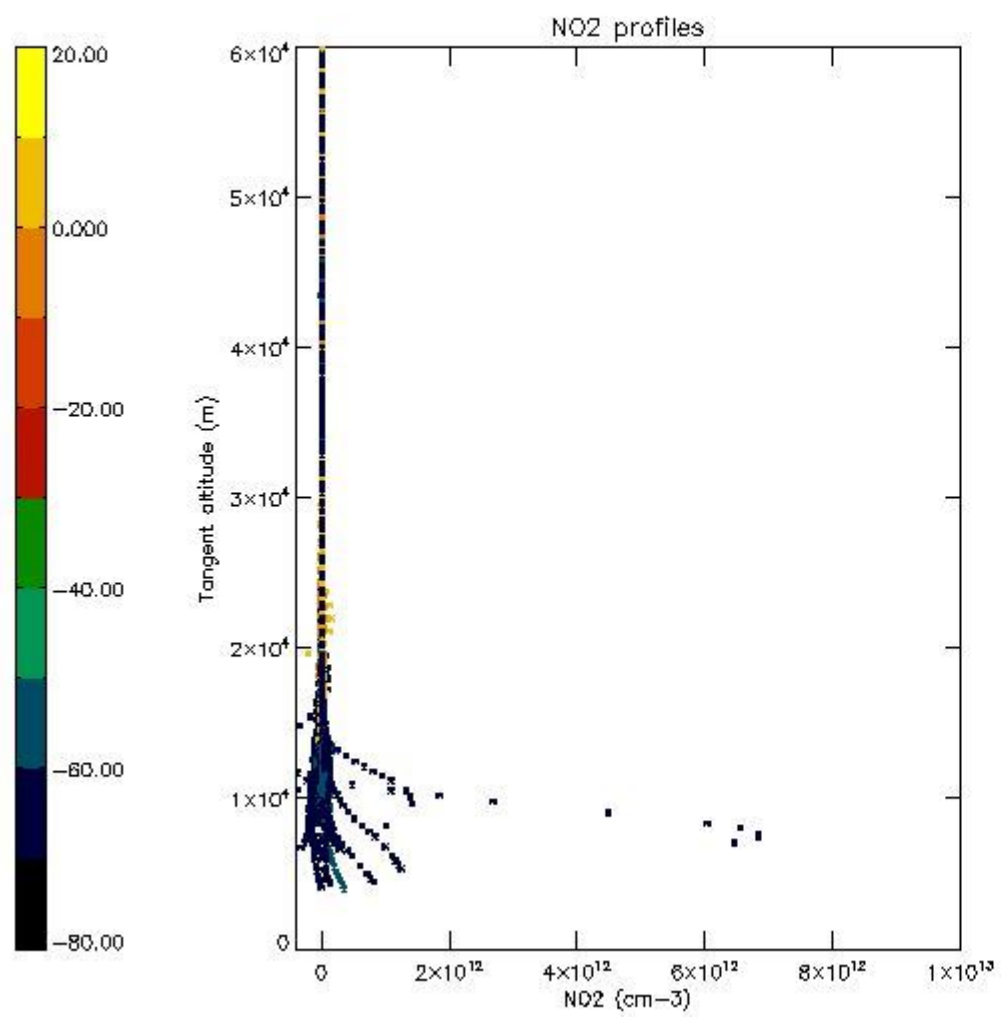
*5.5 Plot ozone profiles where STD < 5% (dark without errors)*

The colorbar represents the latitude.



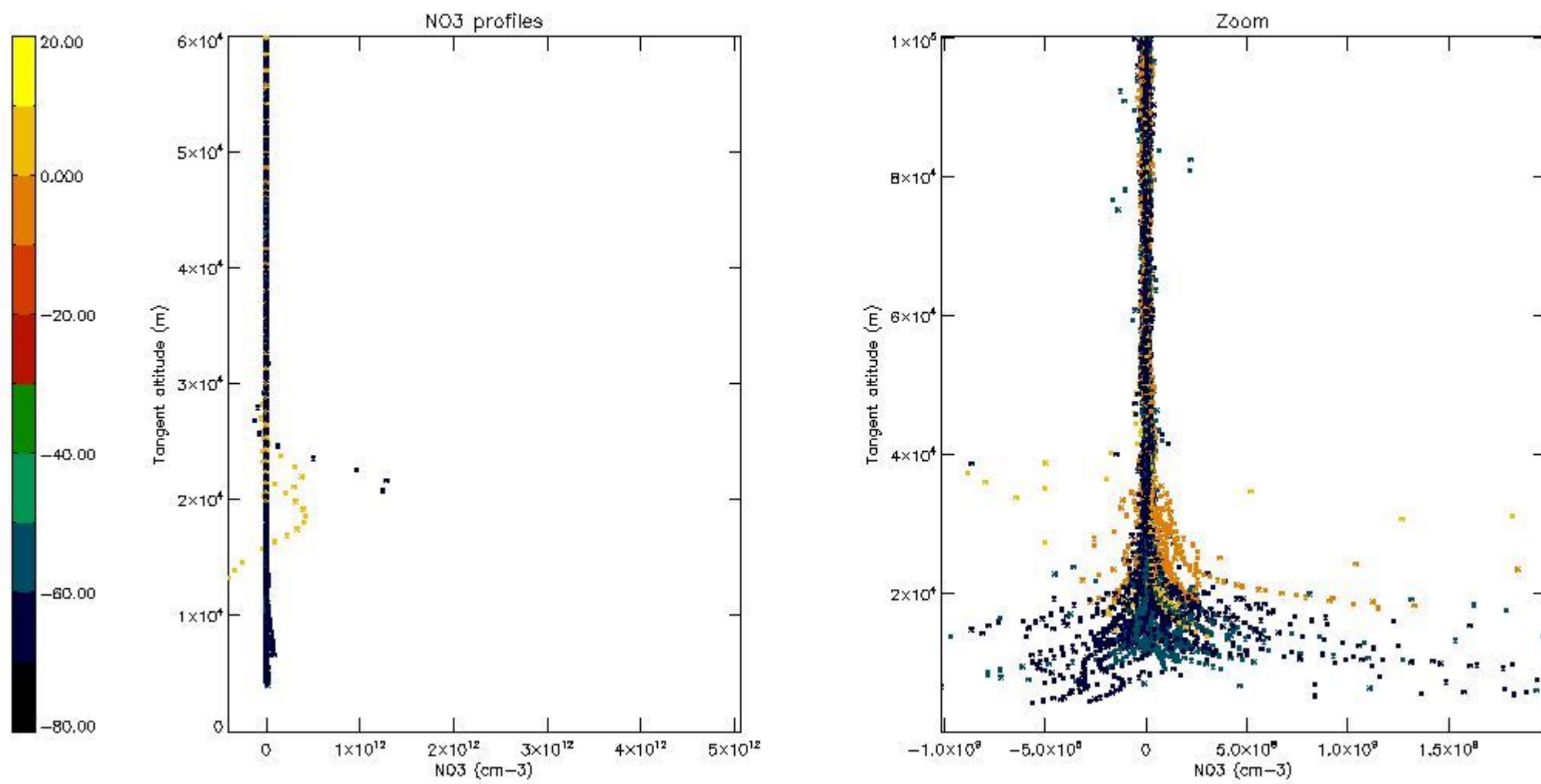
*5.6 Plot NO<sub>2</sub> profiles for all STD (dark without errors)*

The colorbar represents the latitude.



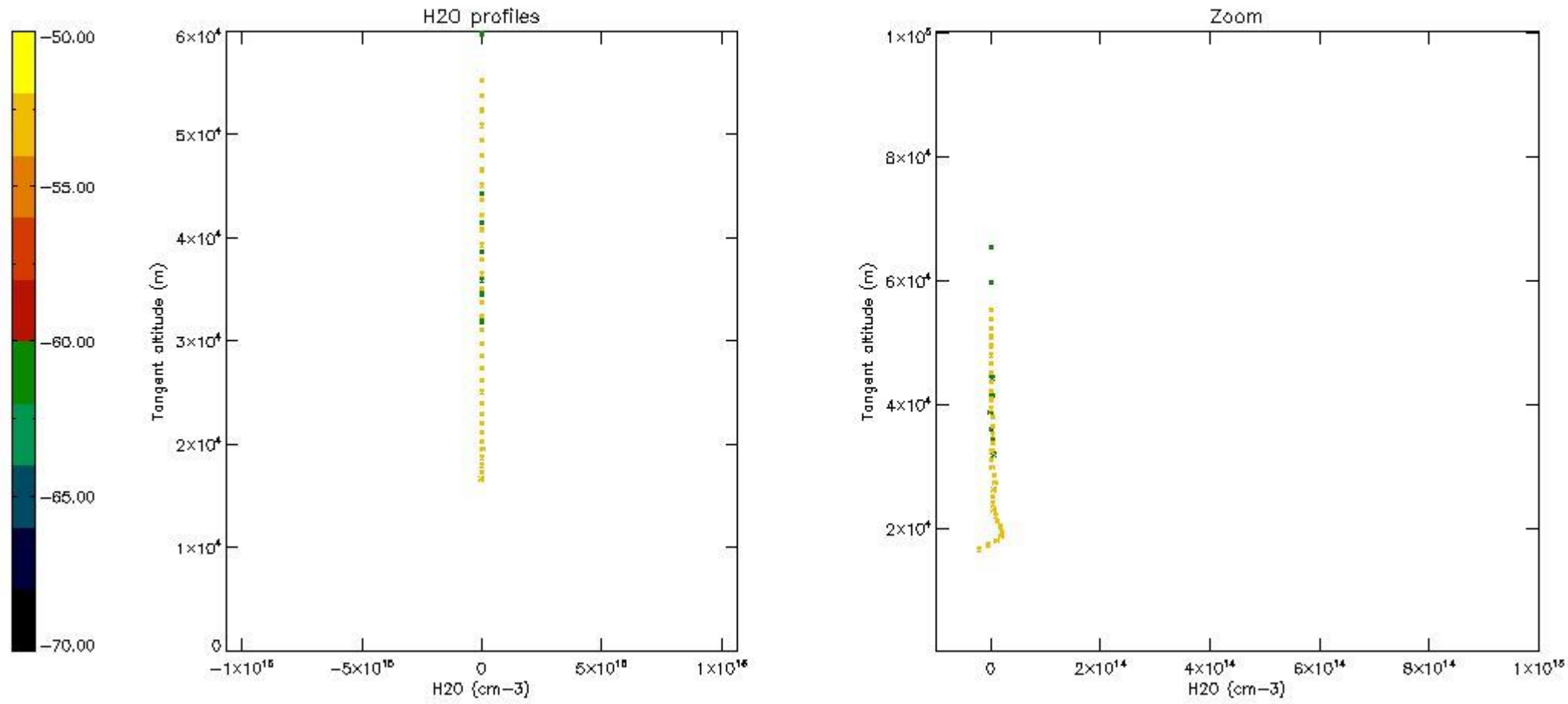
*5.7 Plot NO3 profiles for all STD (dark without errors)*

The colorbar represents the latitude.



*5.8 Plot H2O profiles for all STD (only for occultations of stars 1,2,3,4,13,14,16,26,63 dark without errors)*

The colorbar represents the latitude.

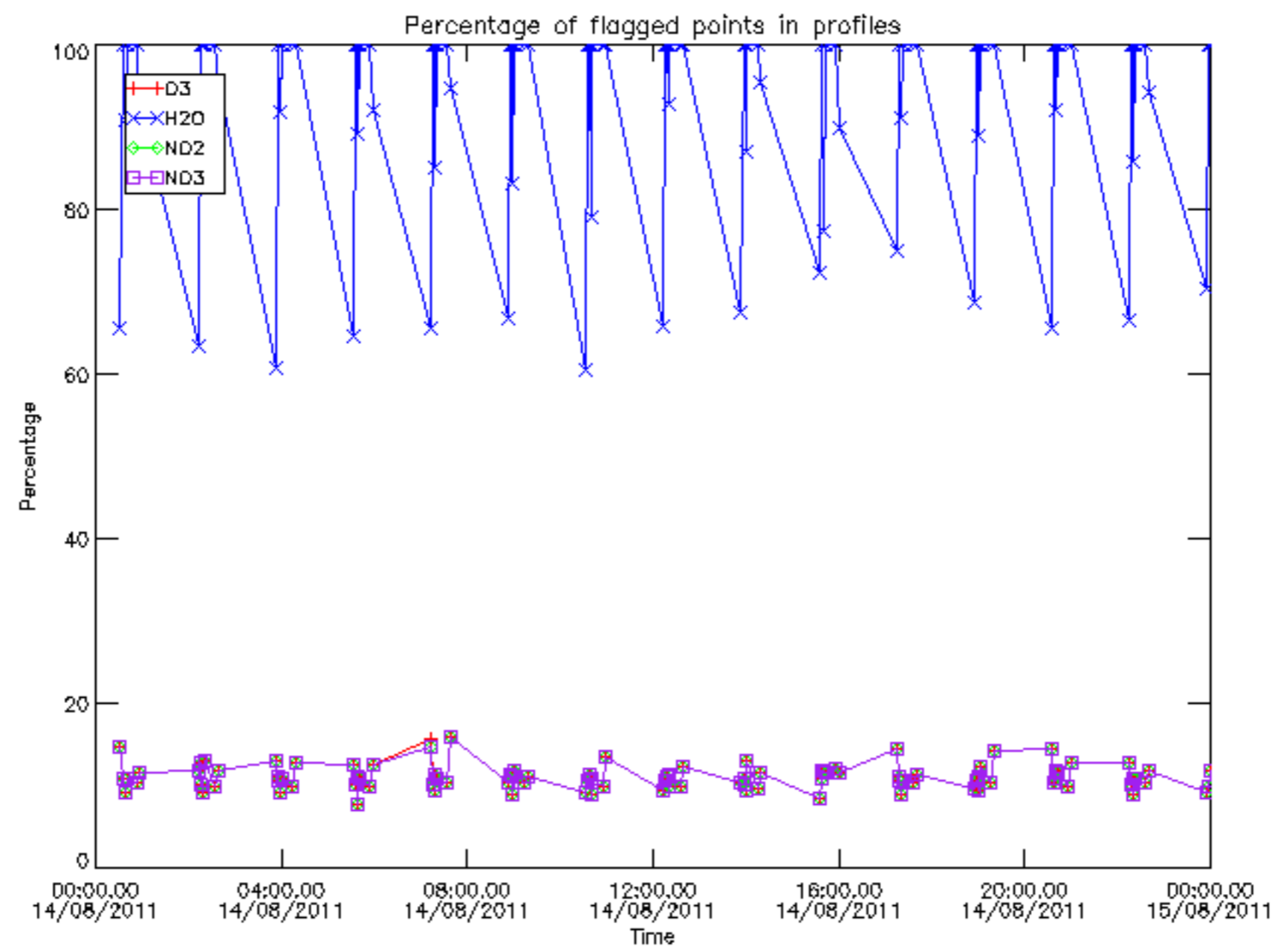


## 6. Auxiliary Data Files used for the production reported in section 2

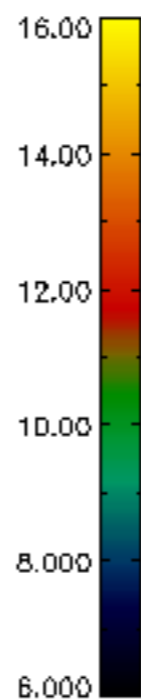
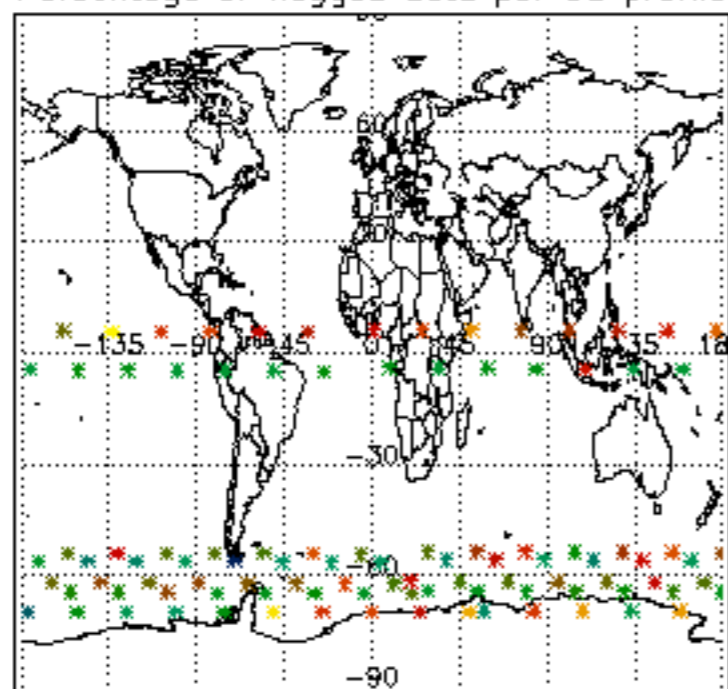
The number reported in the third column indicates since which file (see list in section 2) the corresponding auxiliary file has been used. The fourth column is the date of those product files.

Type	Auxiliary Filename	Used since product	Used since product date
INST_PHYS_CHARACTERISTICS	GOM_INS_AXVIEC20091111_143220_20030716_120000_20500101_000000	1	14-AUG-2011 00:00:11
LEVEL-2_PROC_CONFIG	GOM_PR2_AXVIEC20091111_152718_20020301_000000_20500101_000000	1	14-AUG-2011 00:00:11
CROSS_SECTIONS_FILE	GOM_CRS_AXVIEC20091111_154832_20020301_000000_20500101_000000	1	14-AUG-2011 00:00:11

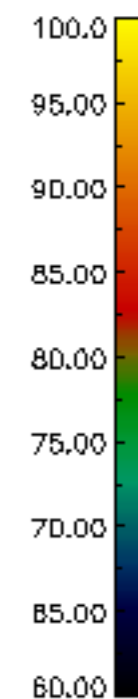
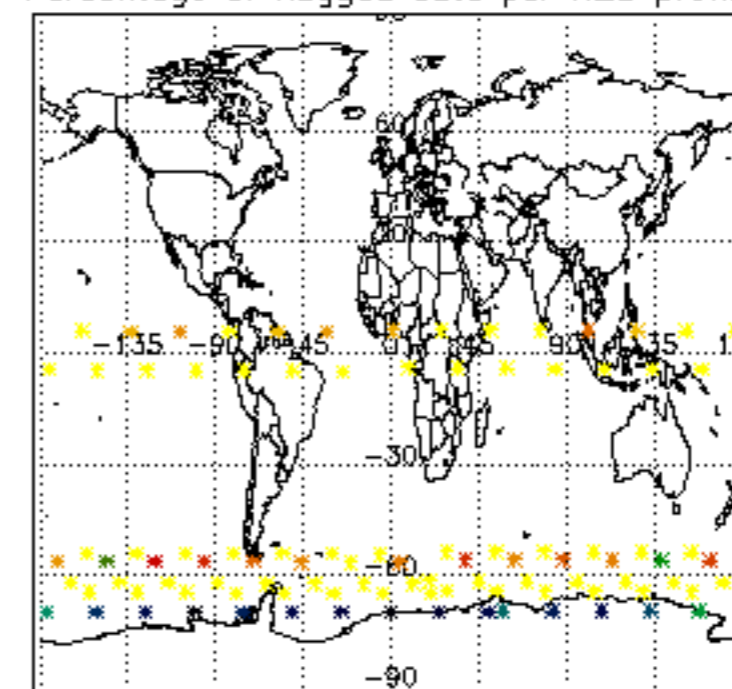




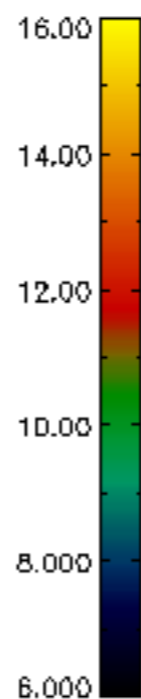
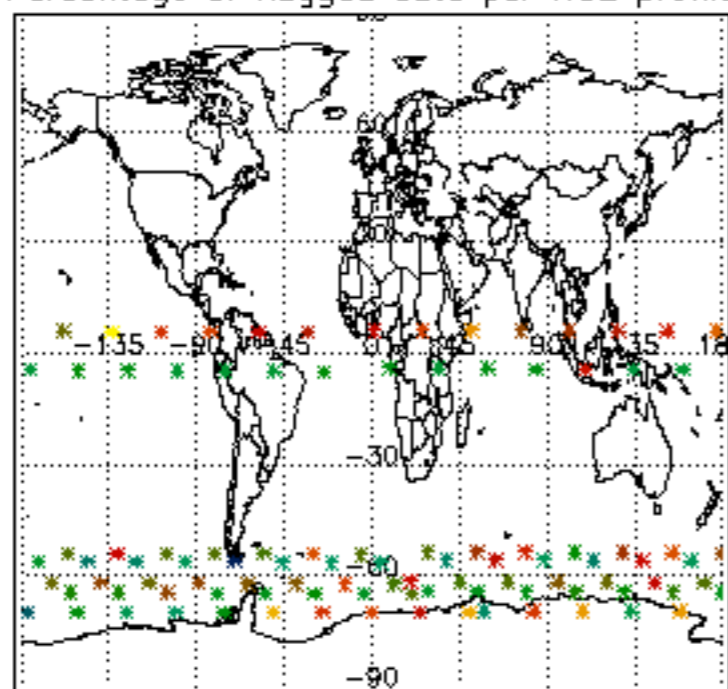
Percentage of flagged data per D3 profile



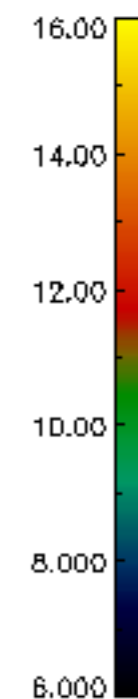
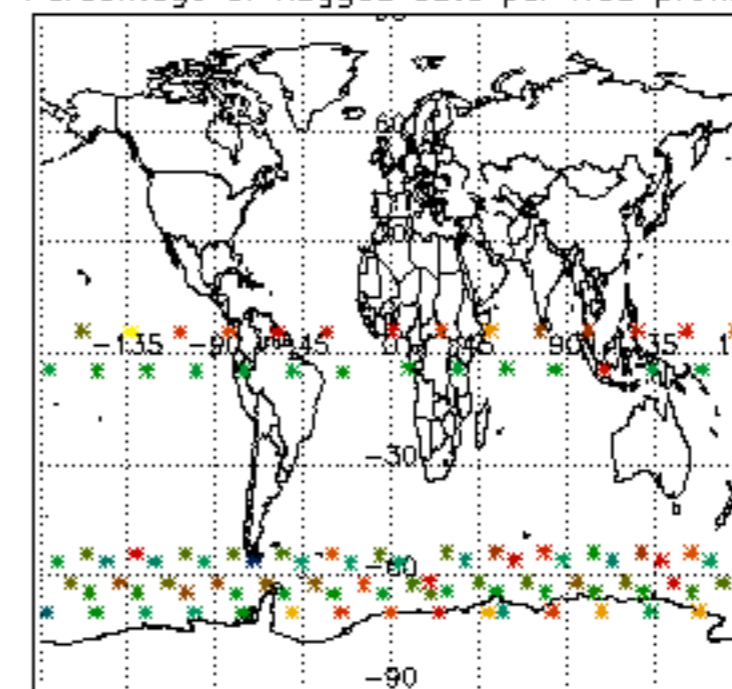
Percentage of flagged data per H2O profile

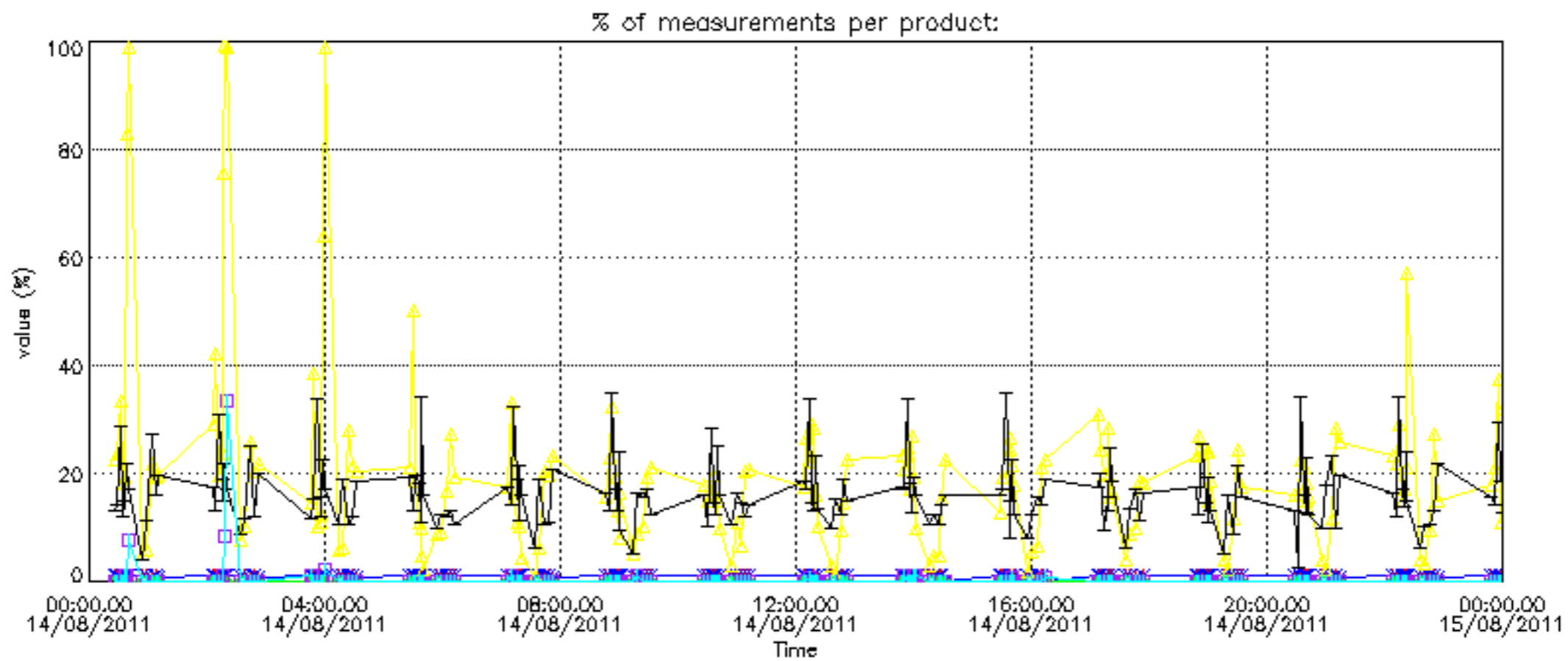
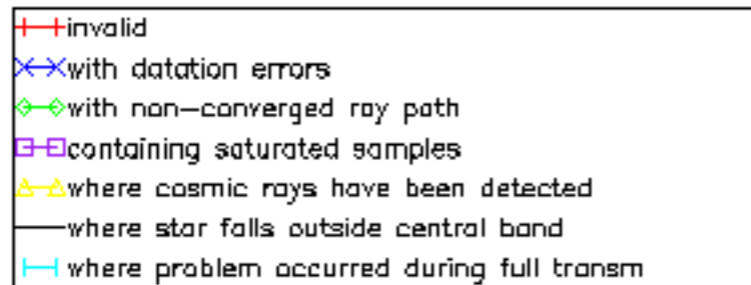


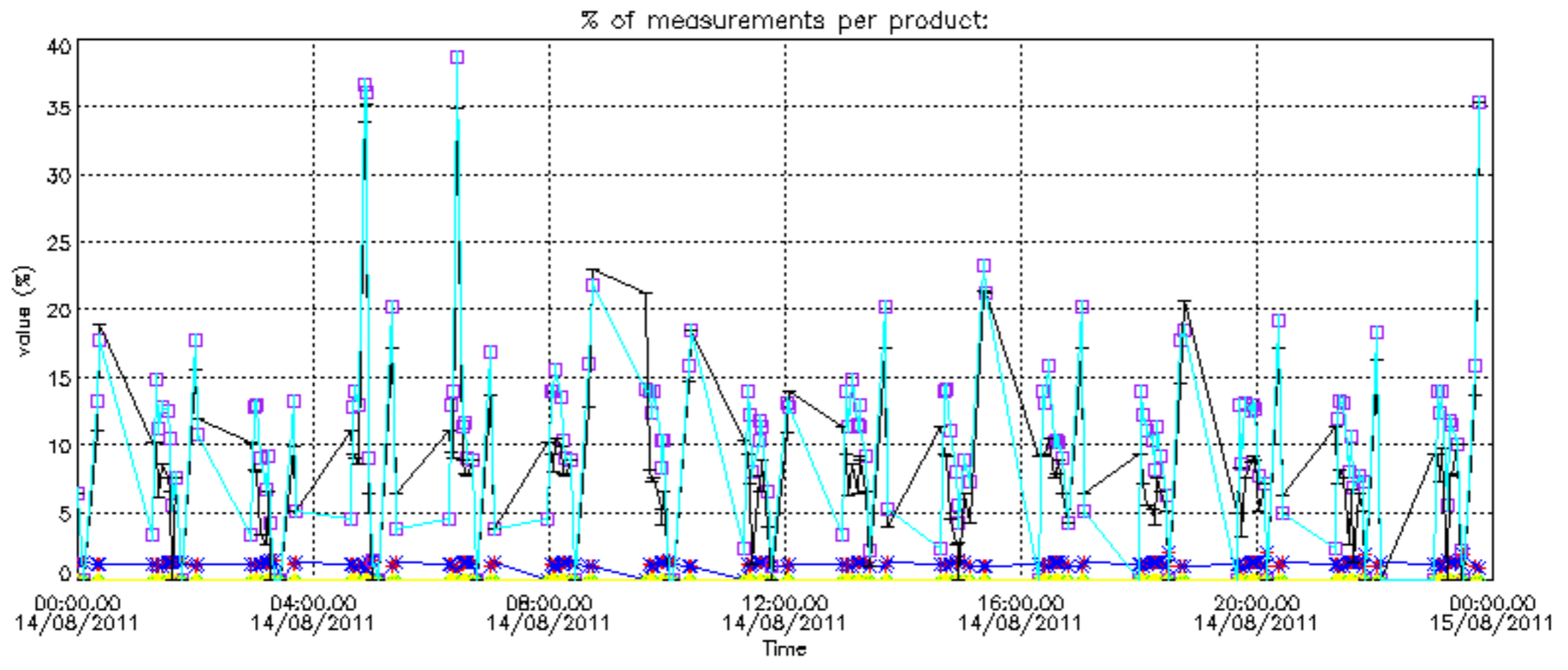
Percentage of flagged data per NO2 profile



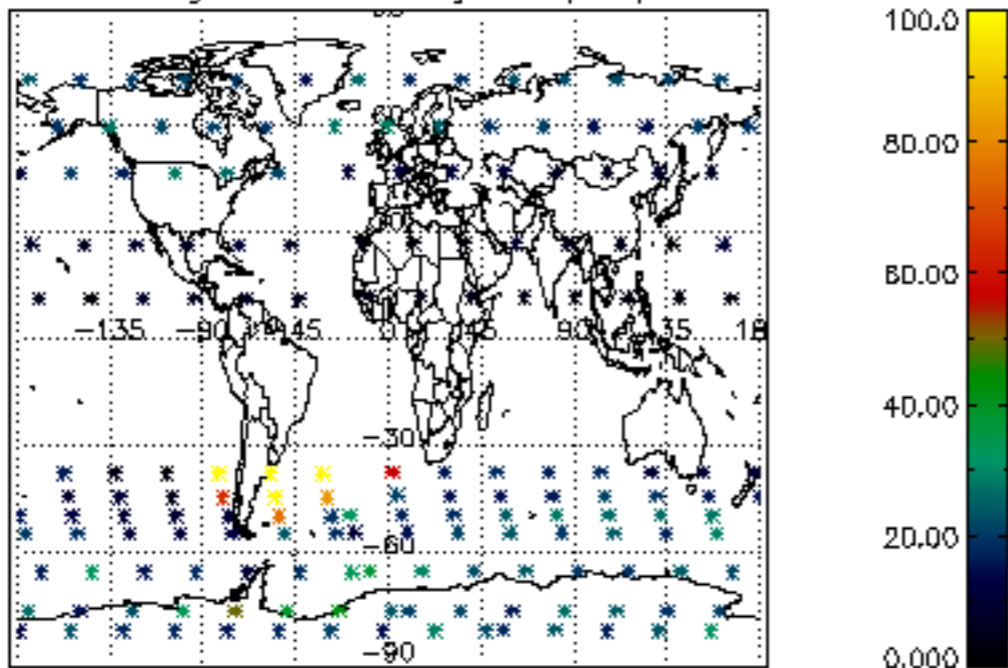
Percentage of flagged data per NO3 profile



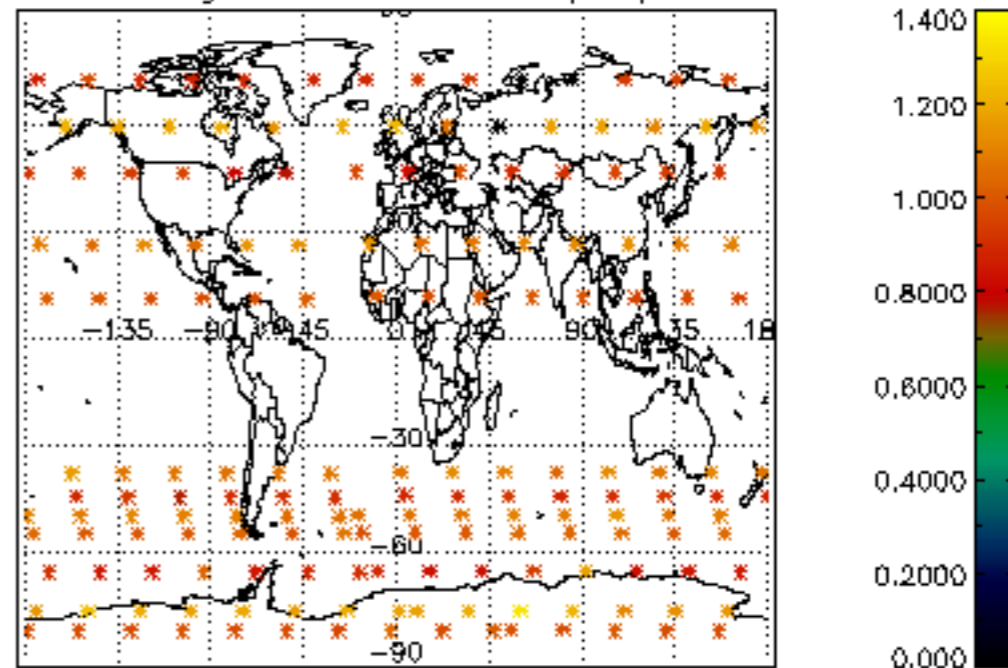




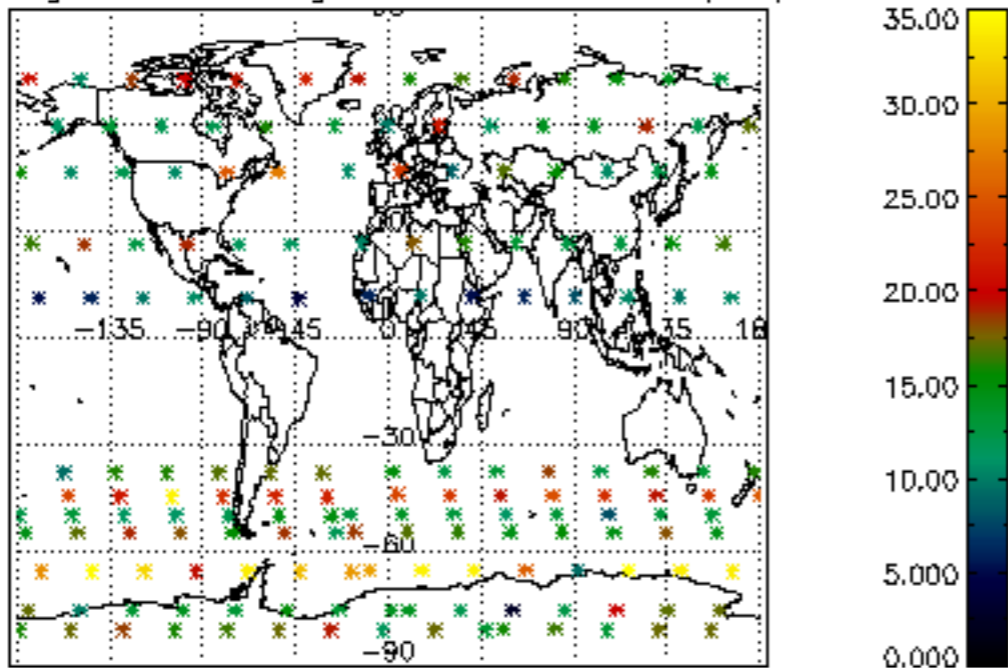
Percentage of cosmic ray hits per profile



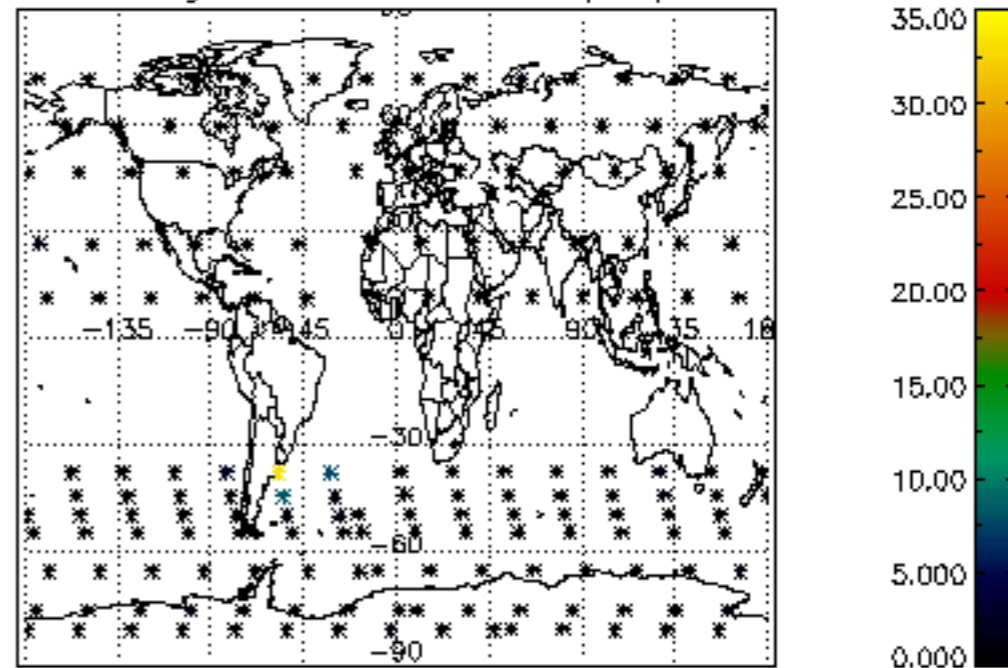
Percentage of datation errors per profile



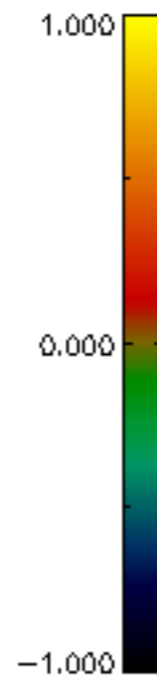
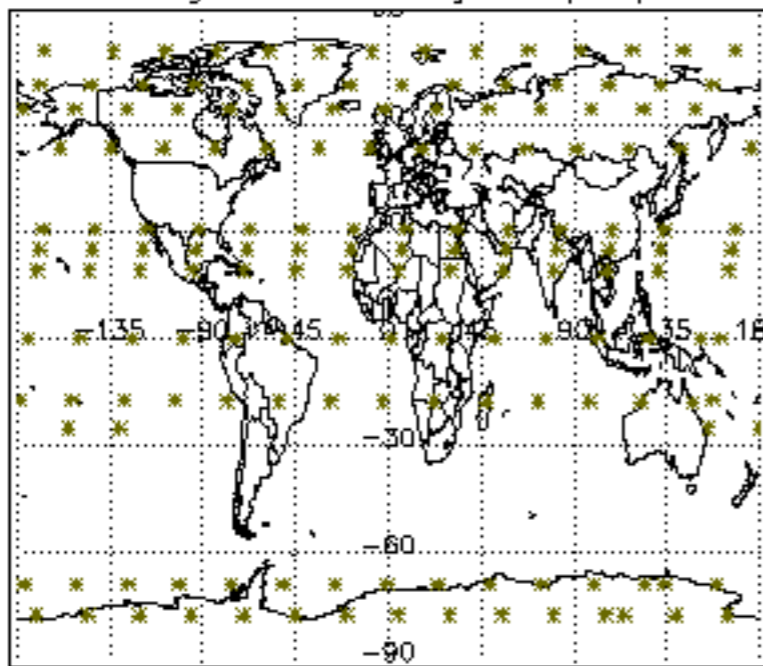
Percentage of star falling outside central band per profile



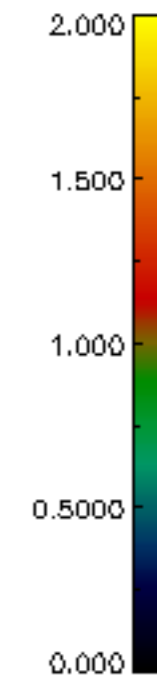
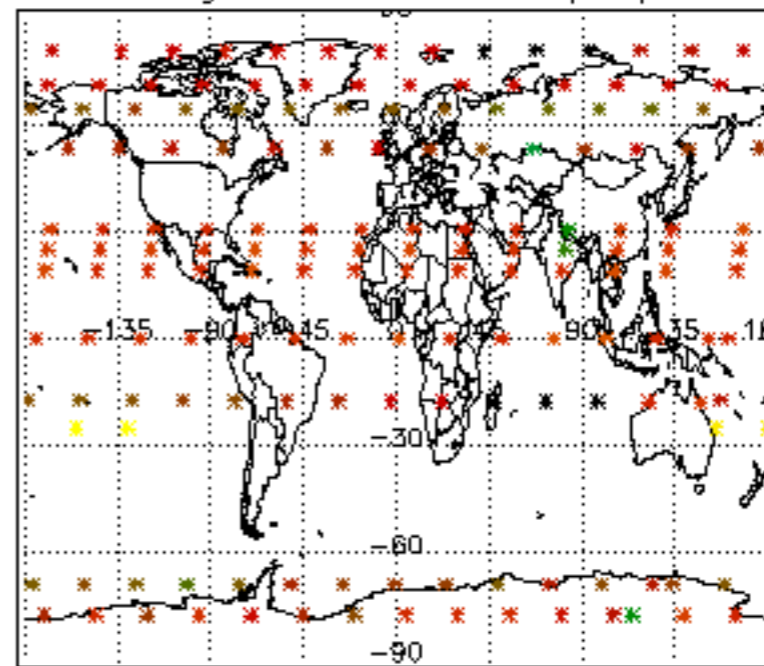
Percentage of saturation errors per profile



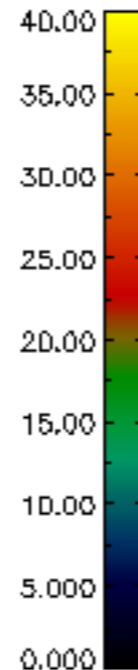
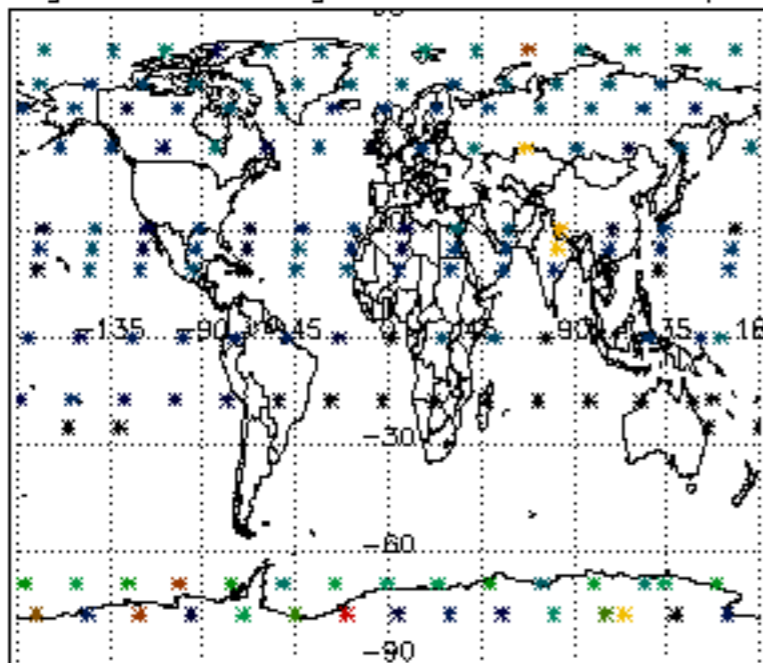
Percentage of cosmic ray hits per profile



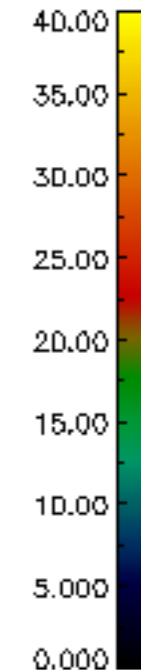
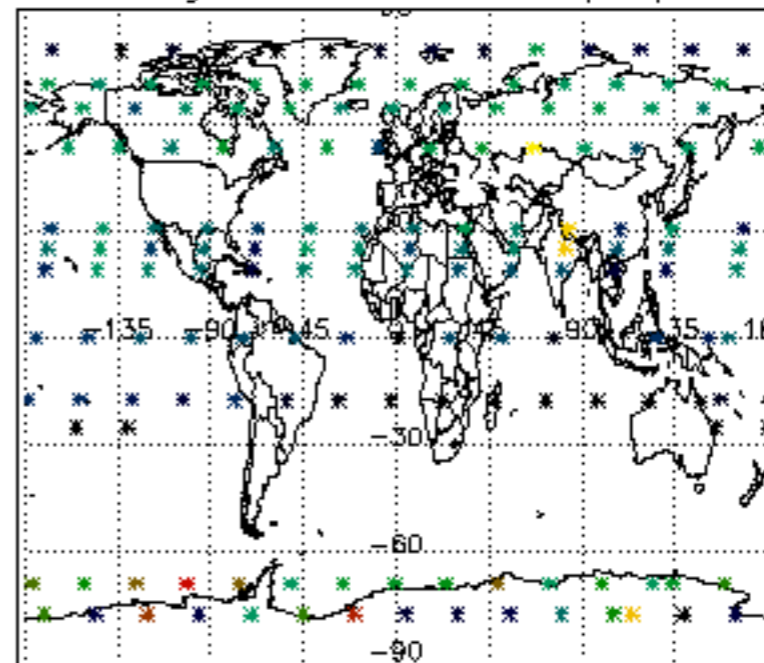
Percentage of datation errors per profile

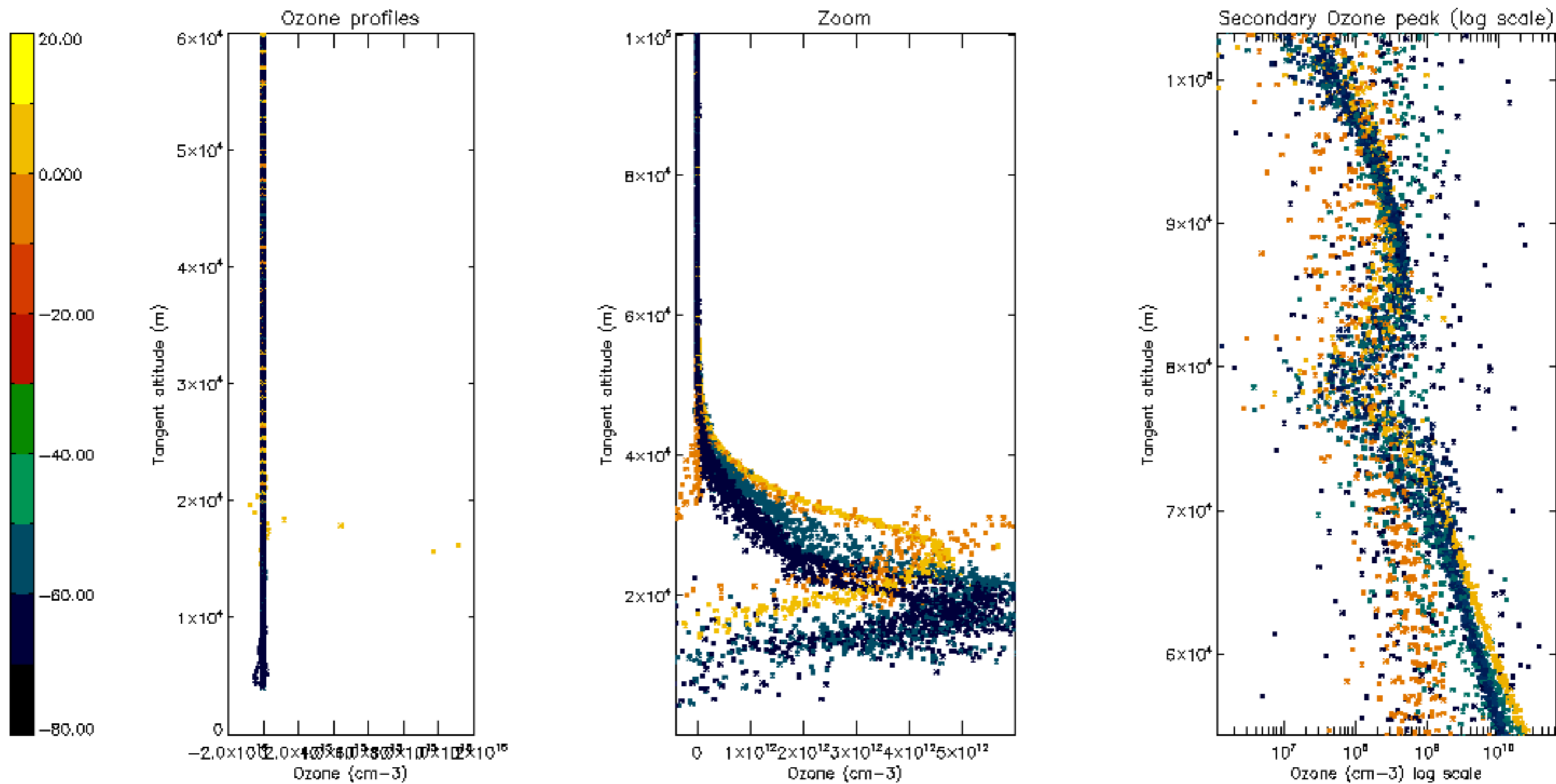


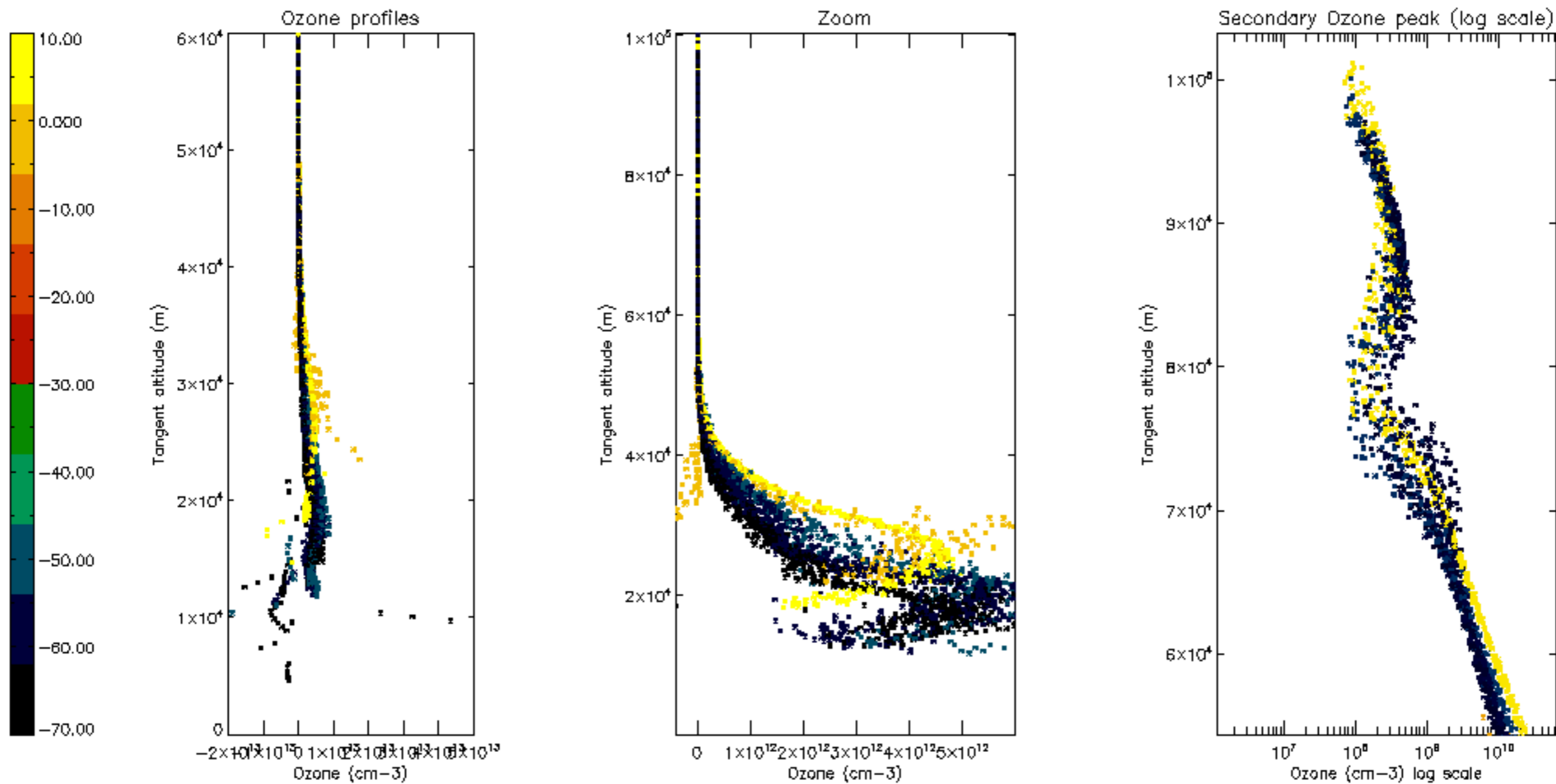
Percentage of star falling outside central band per profile



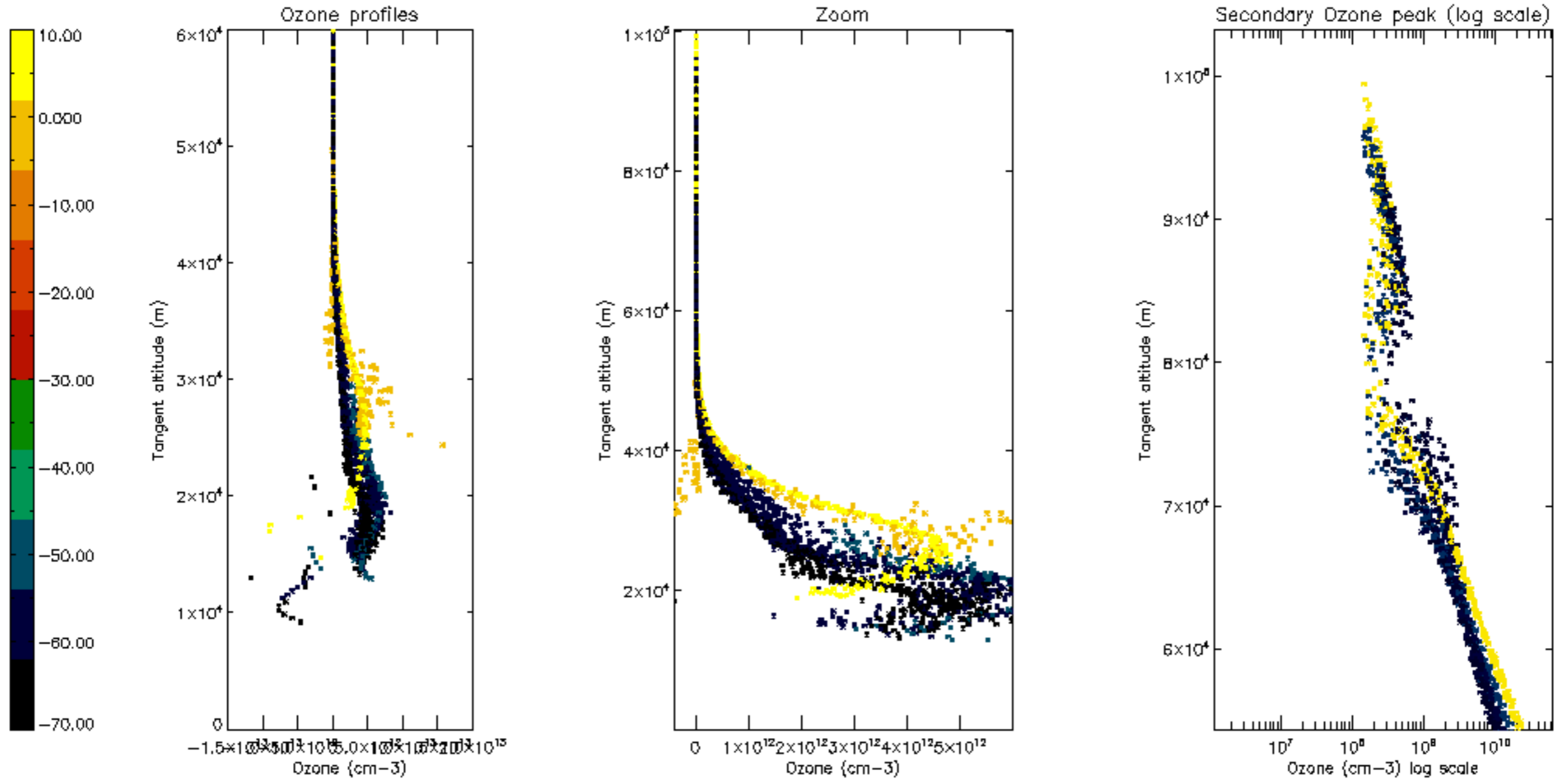
Percentage of saturation errors per profile

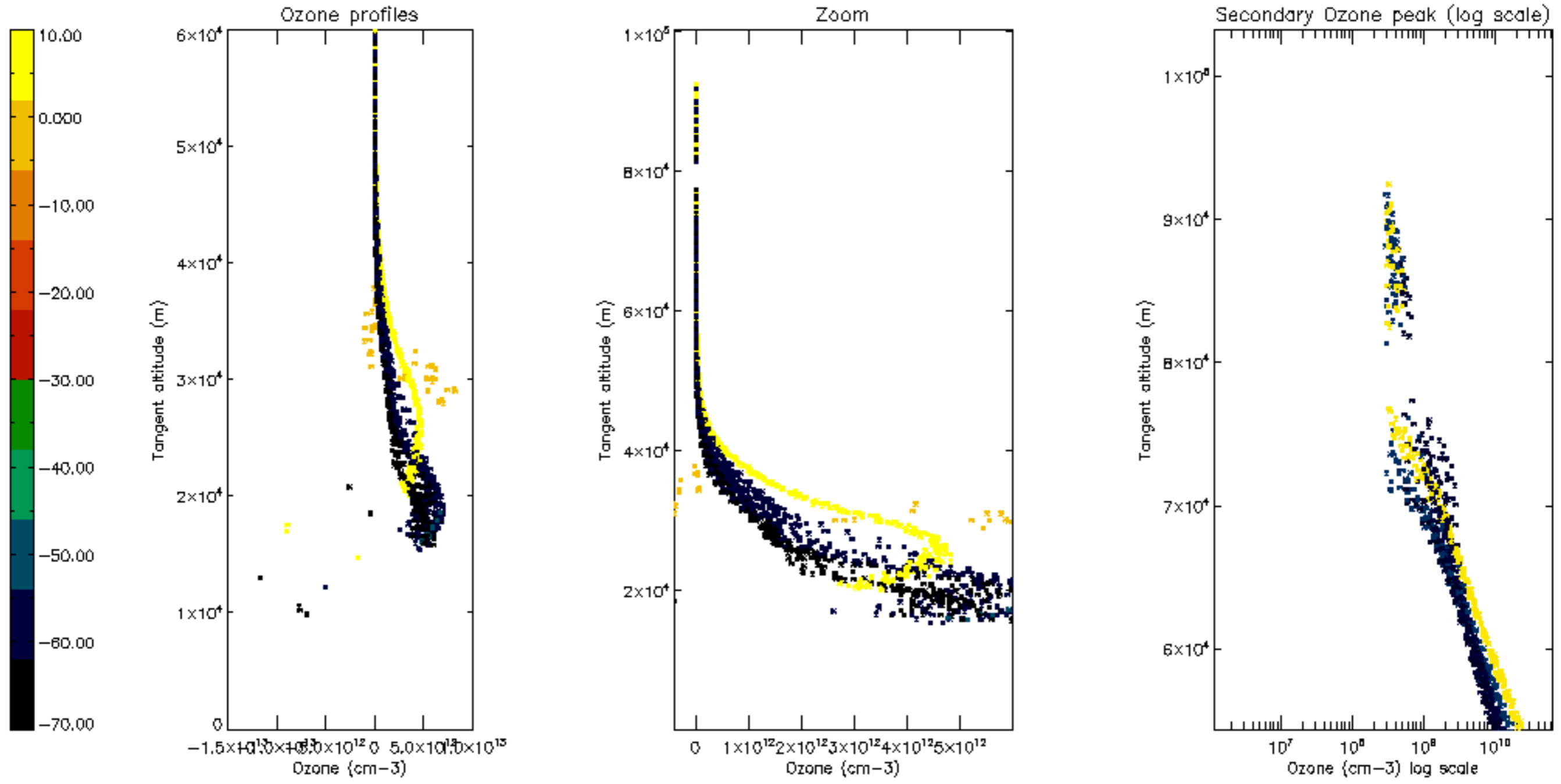


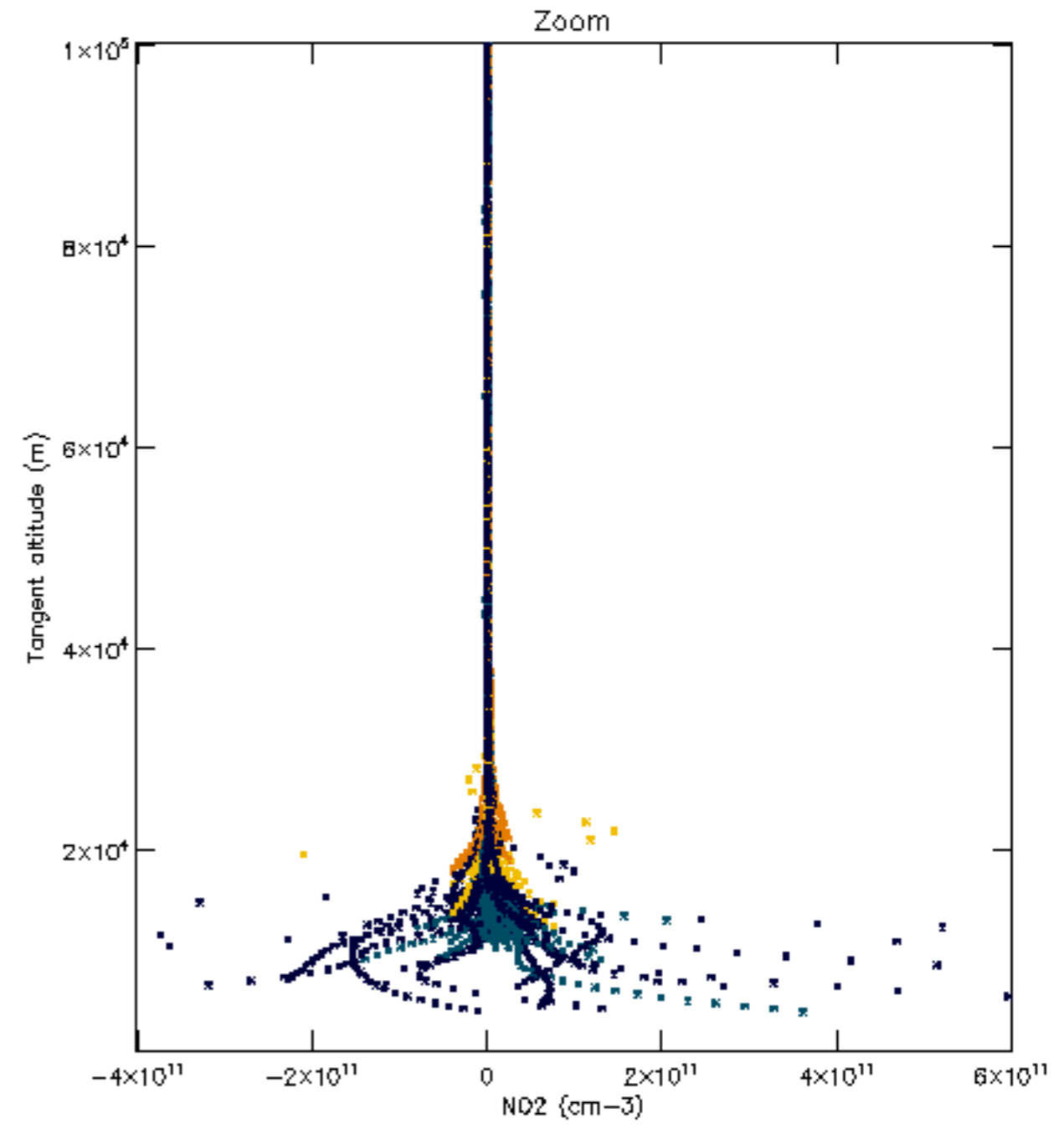
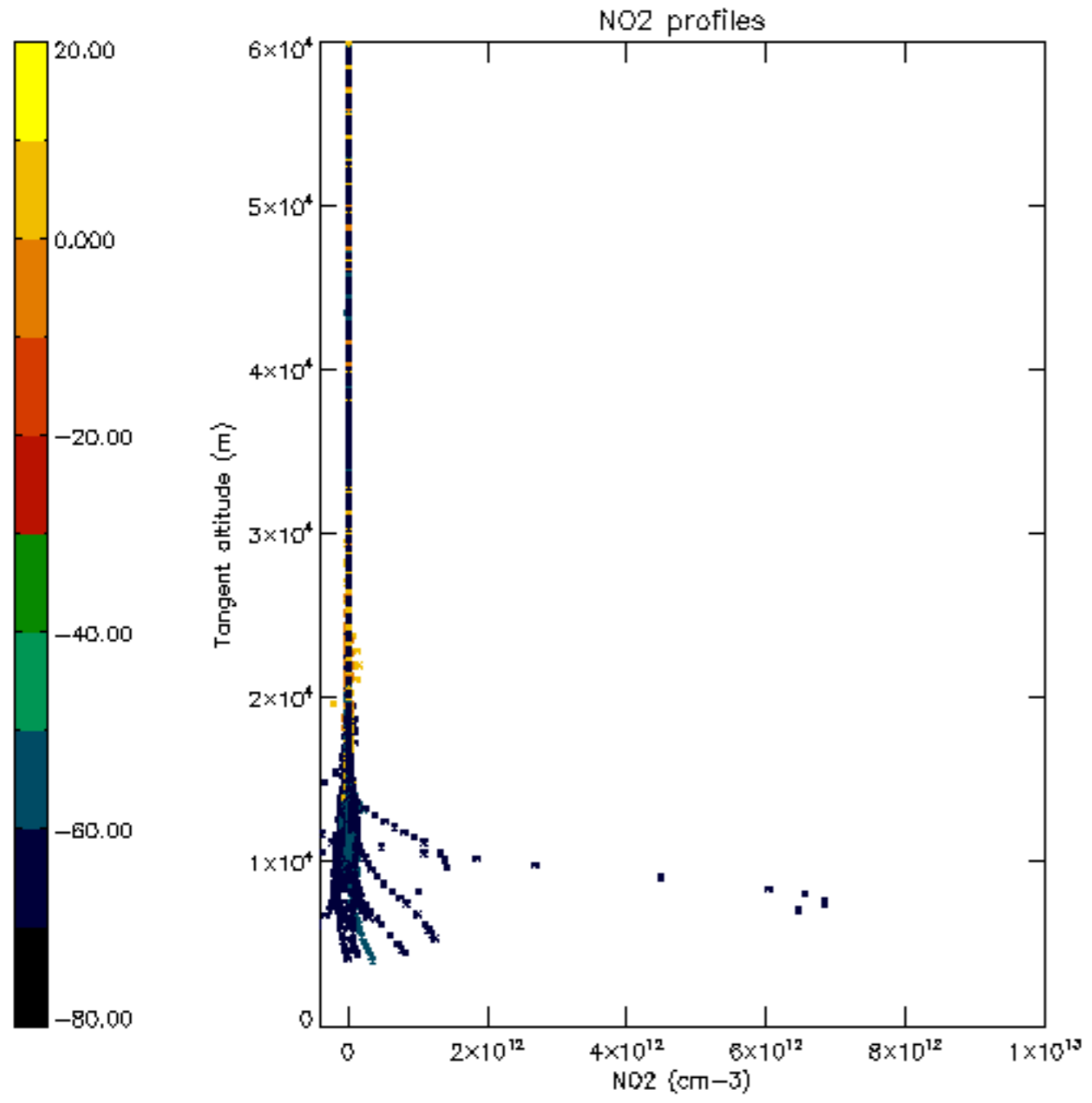


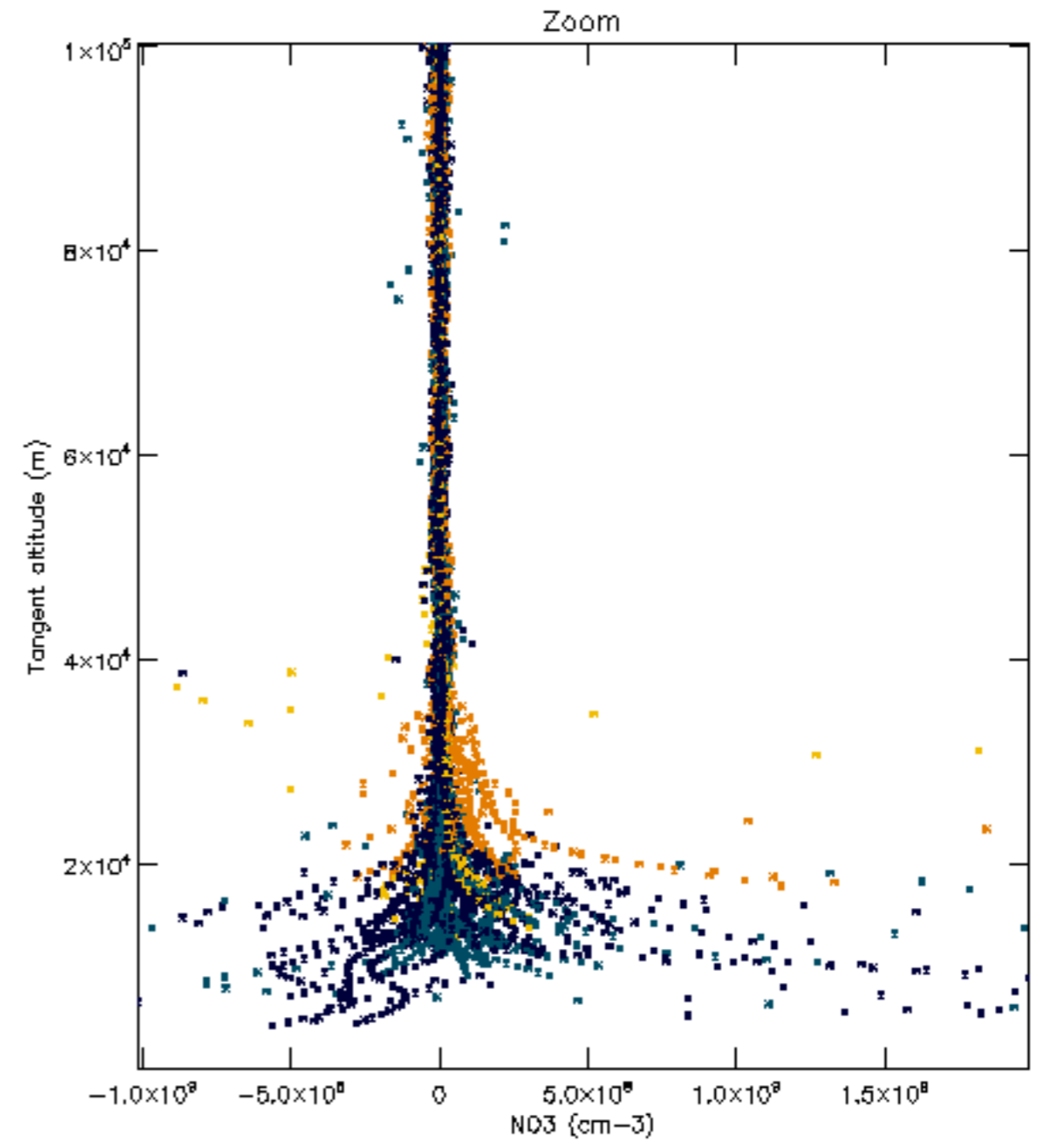
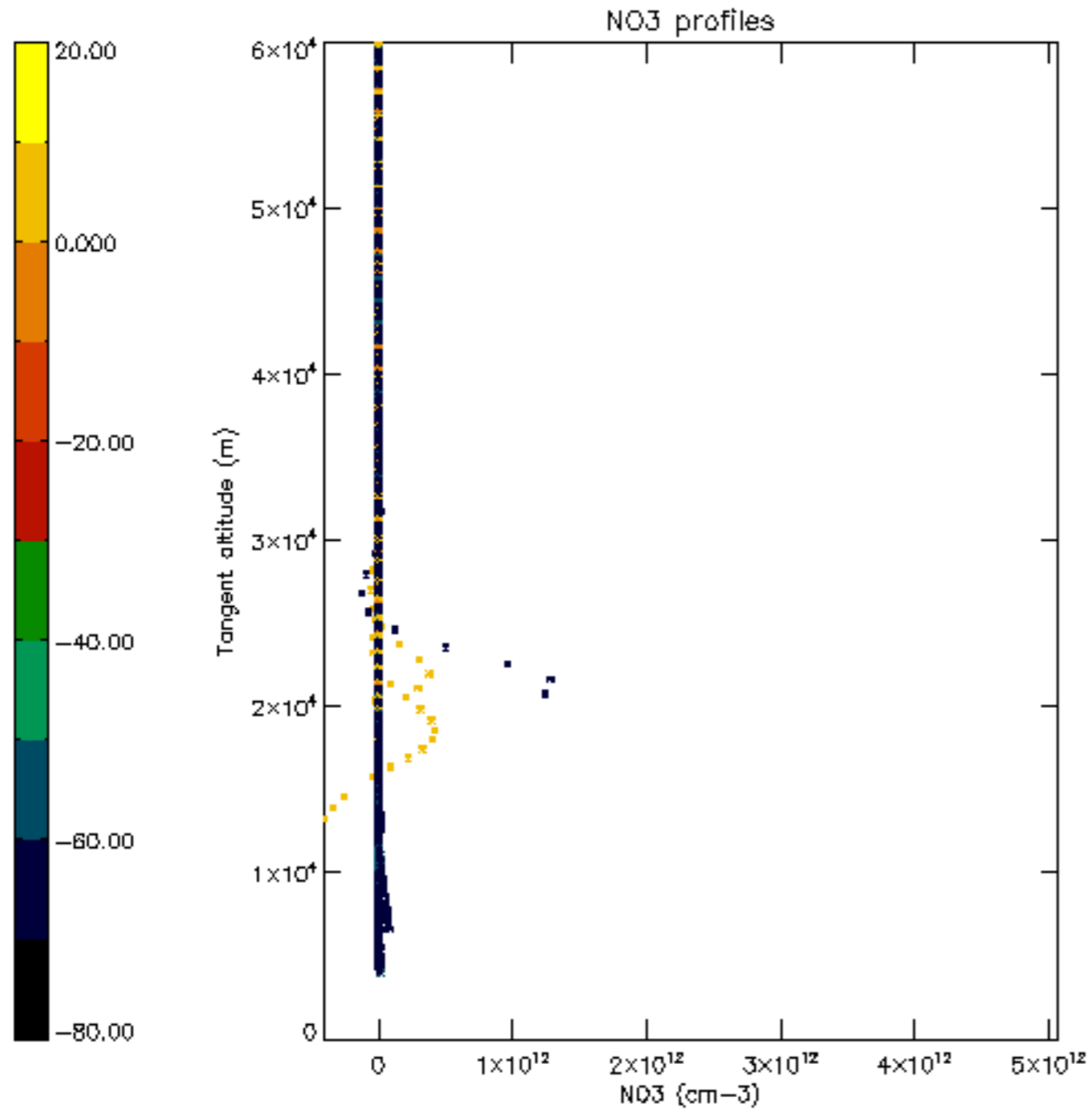


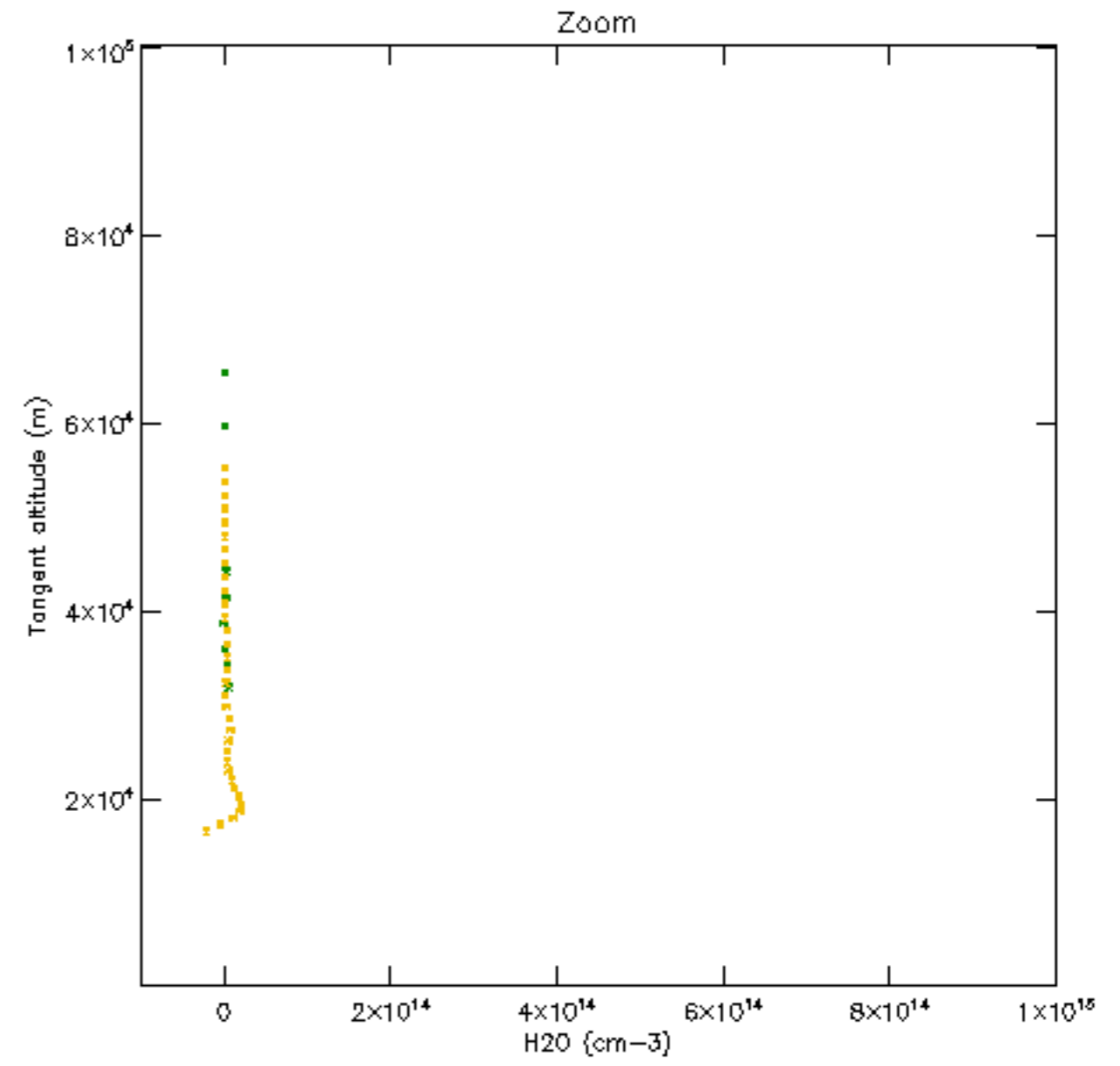
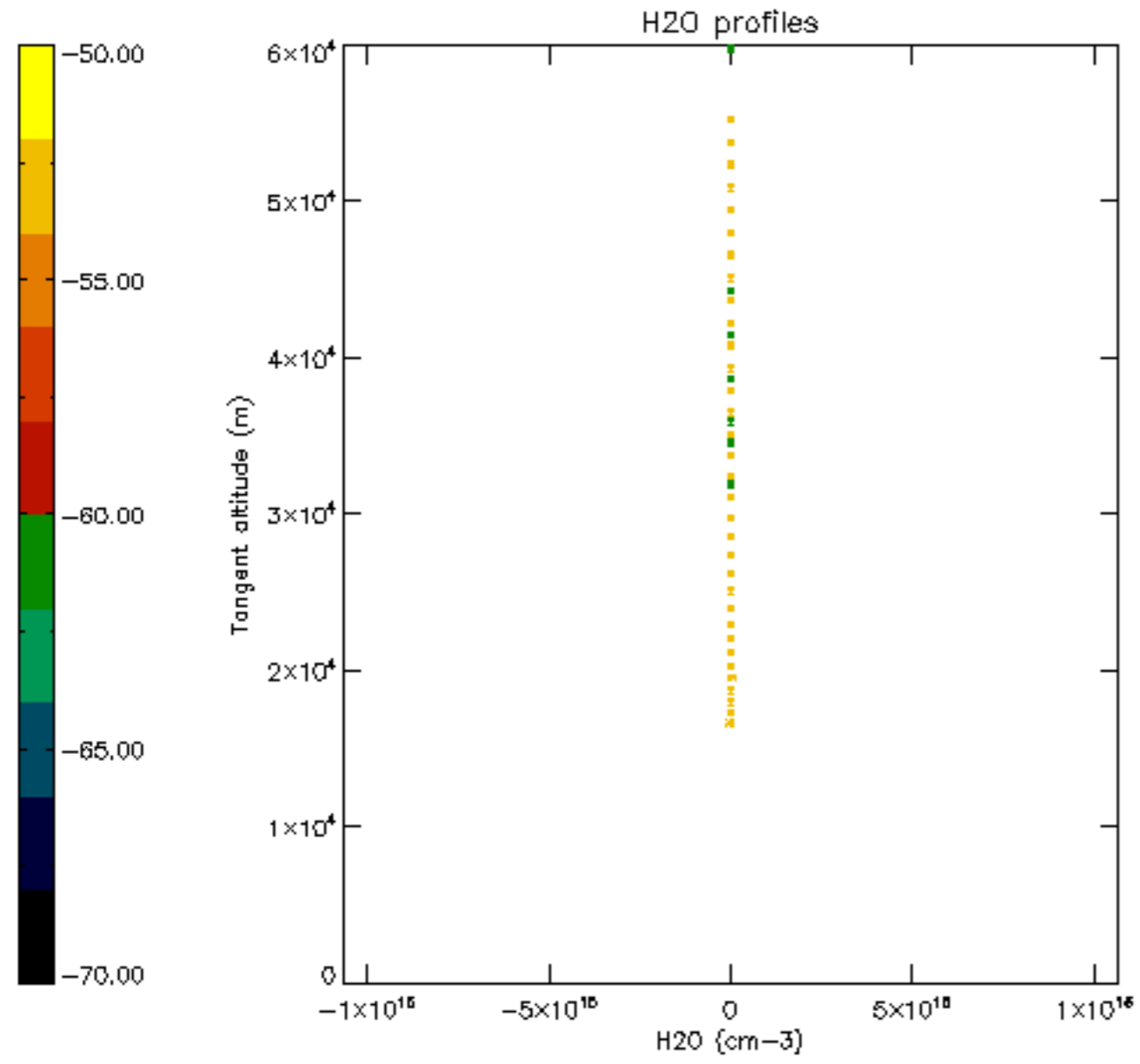


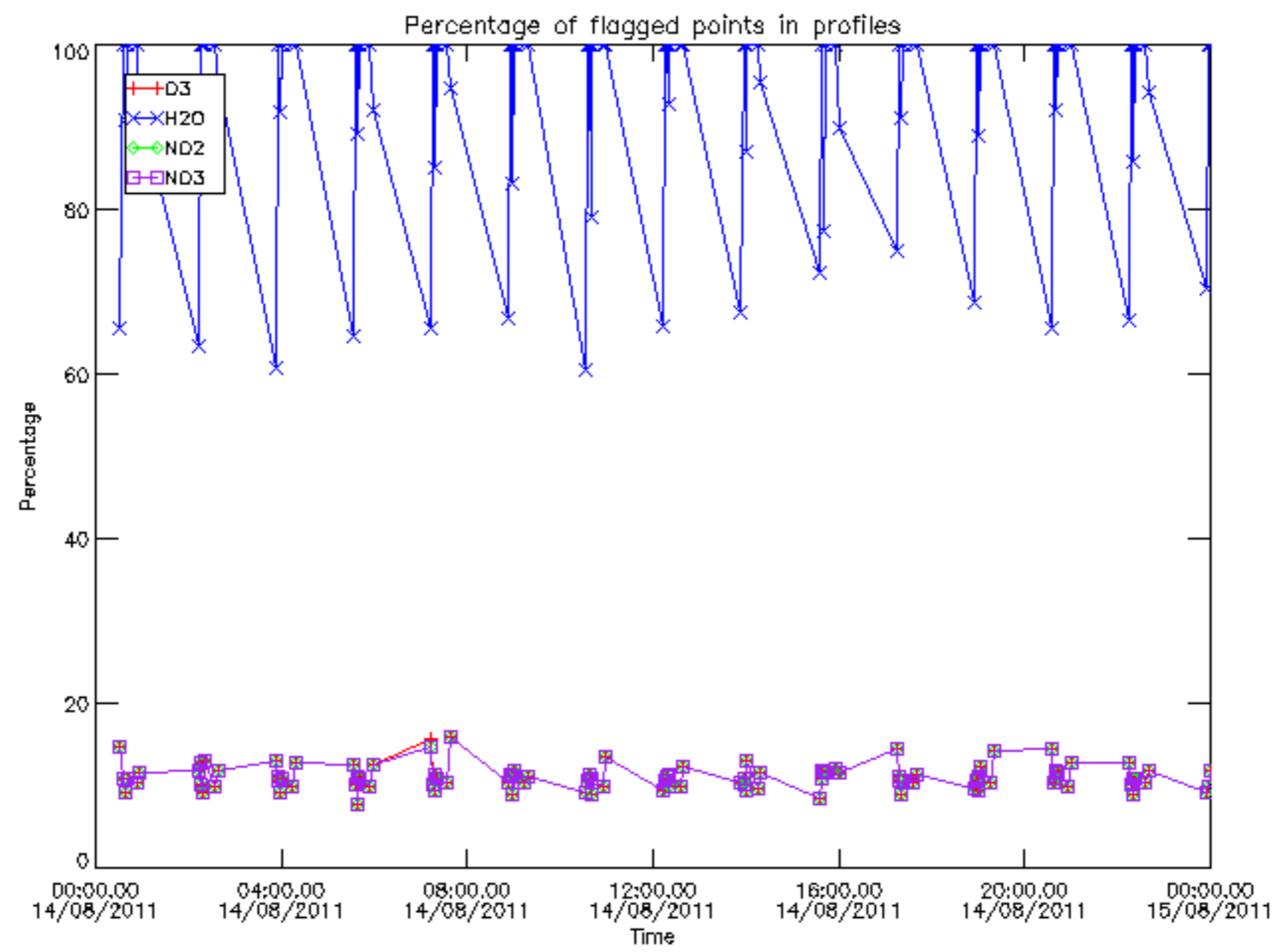




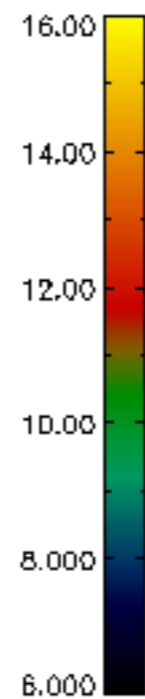
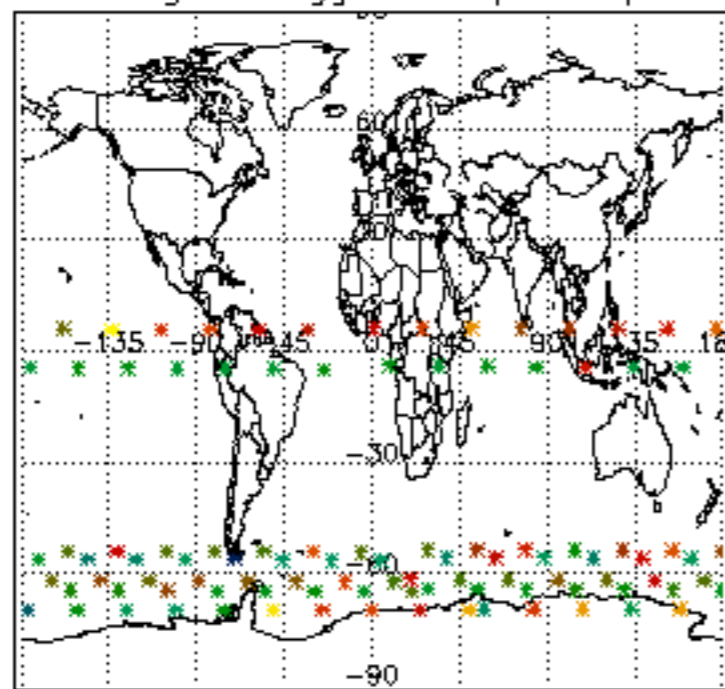




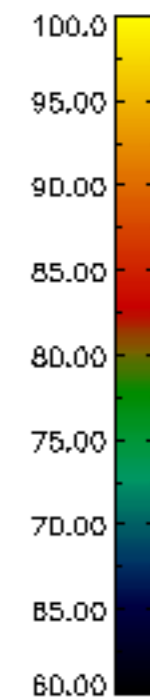
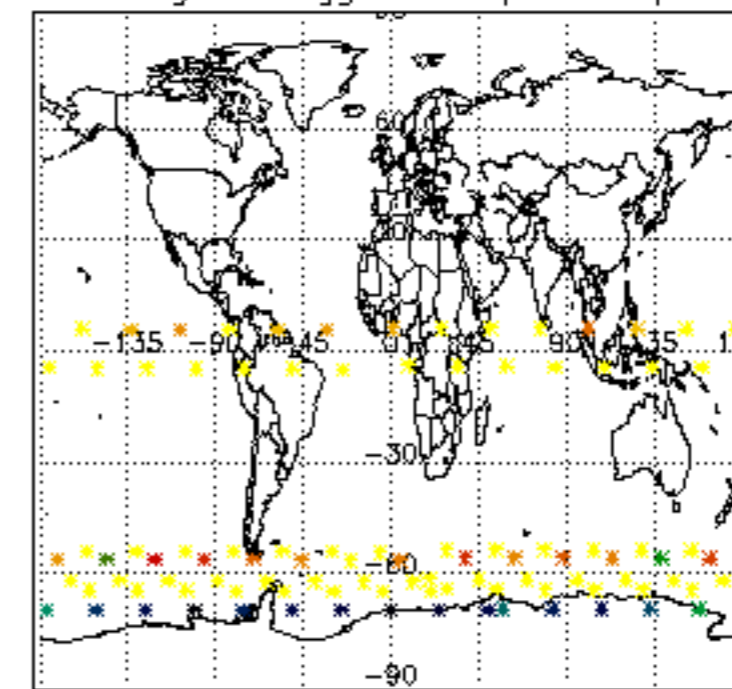




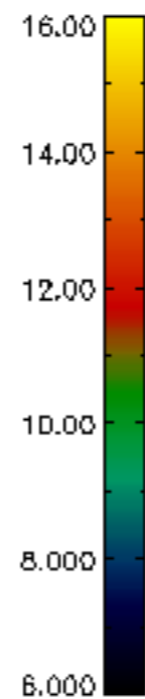
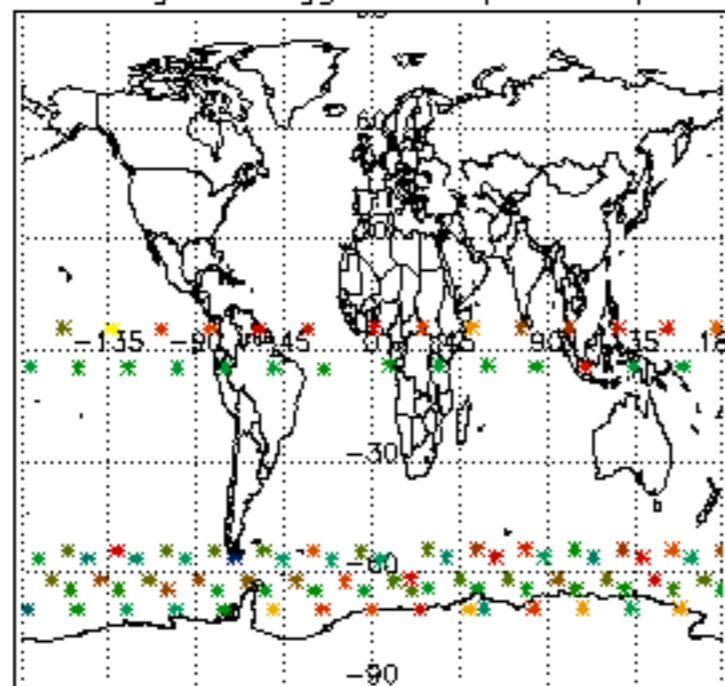
Percentage of flagged data per D3 profile



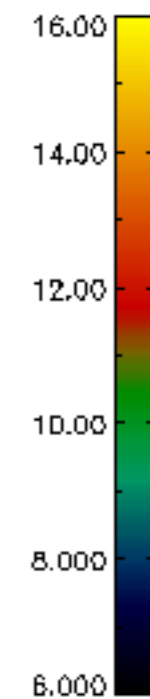
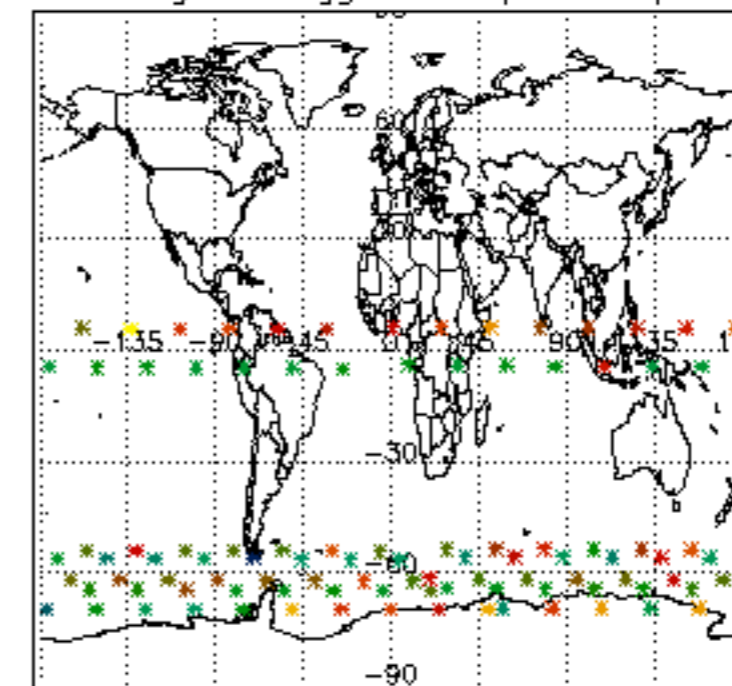
Percentage of flagged data per H2O profile

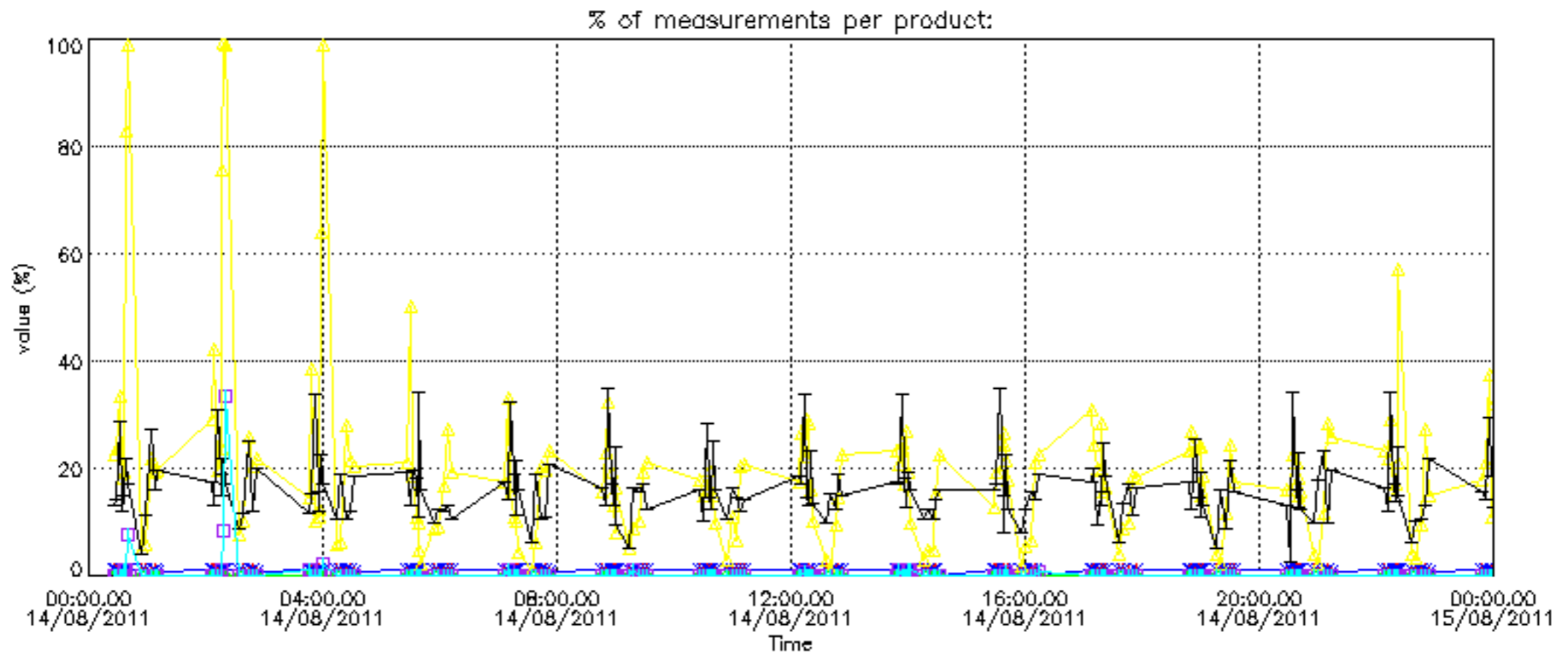
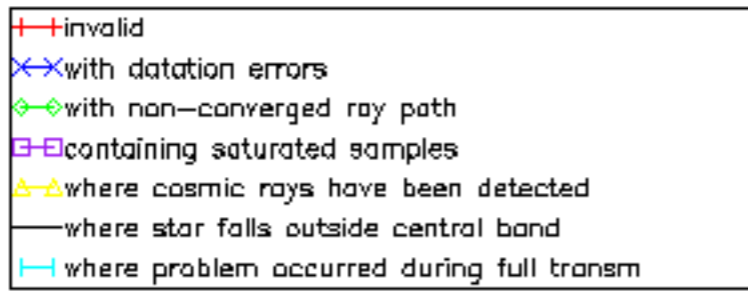


Percentage of flagged data per NO2 profile

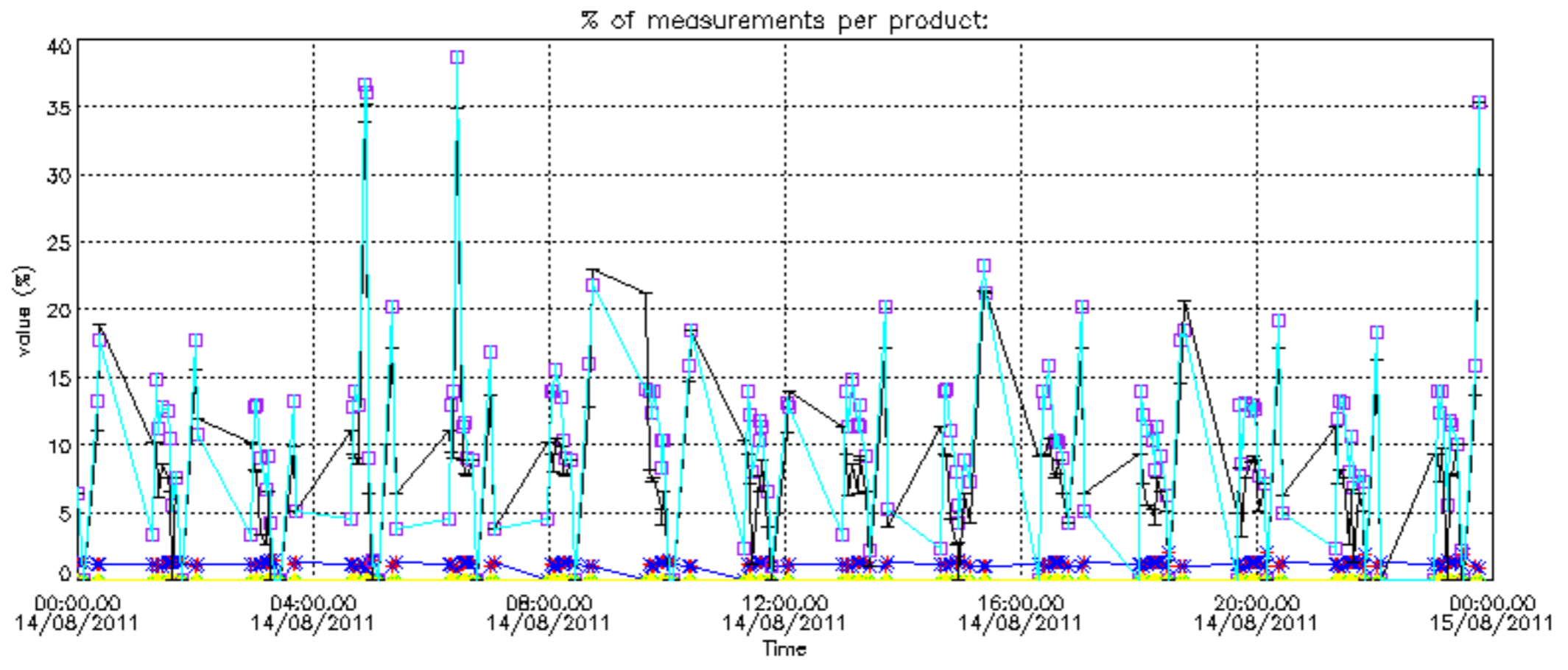


Percentage of flagged data per NO3 profile

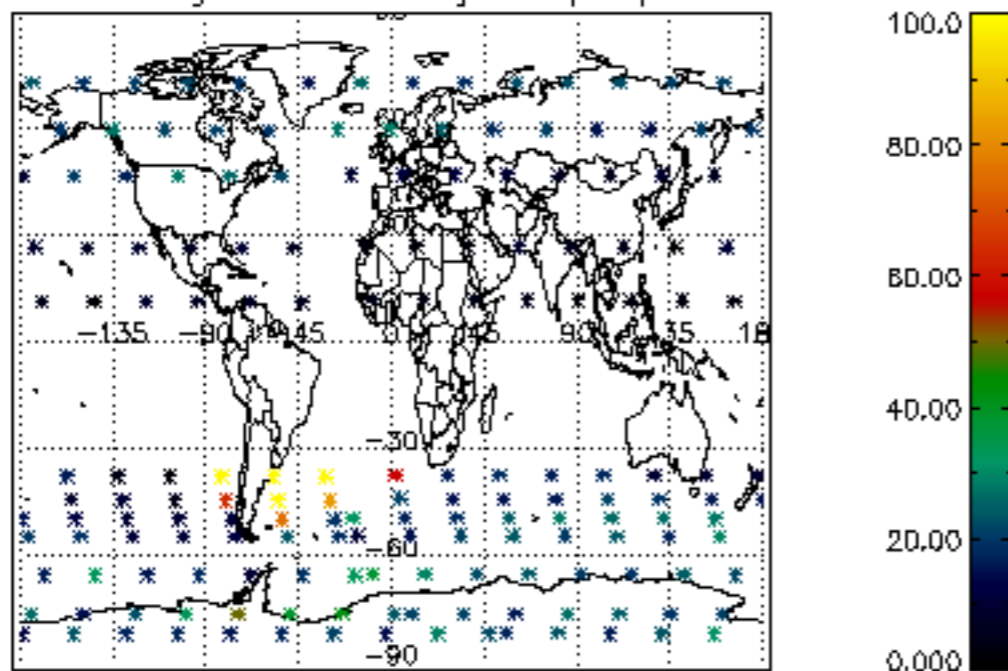




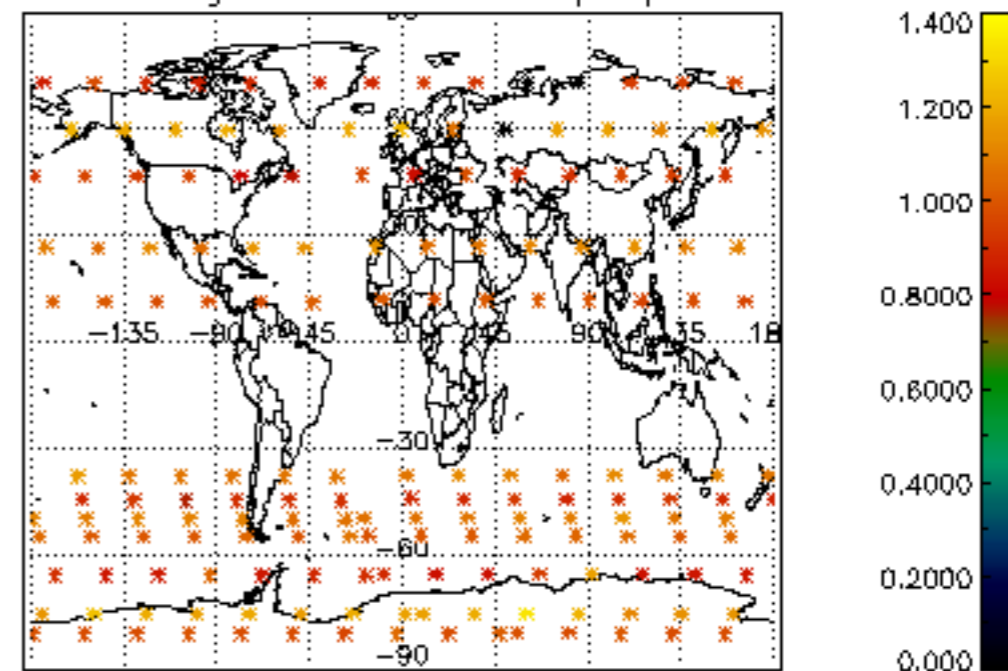




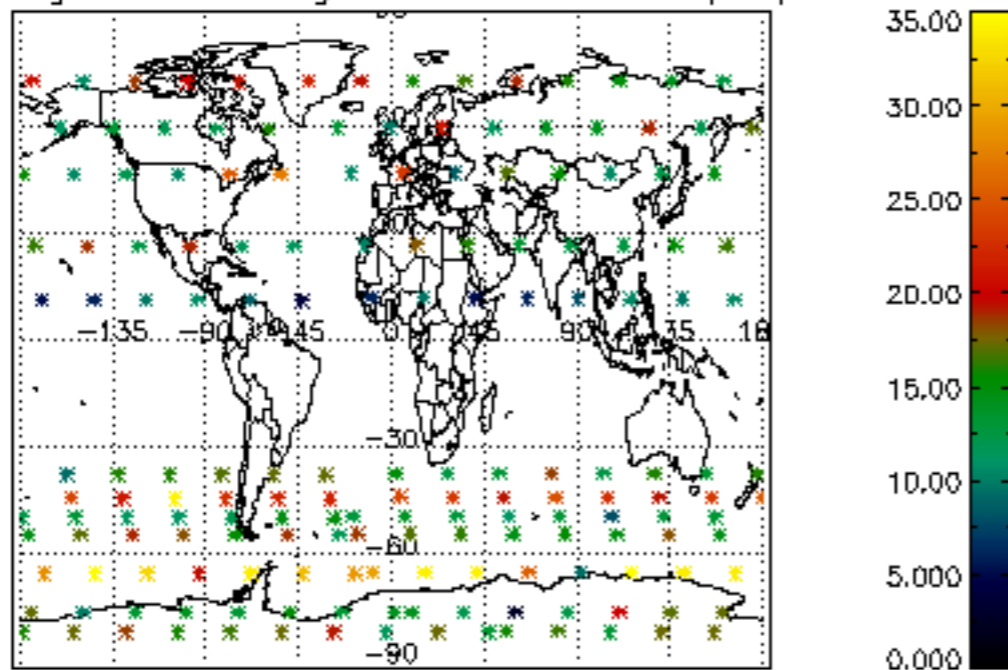
Percentage of cosmic ray hits per profile



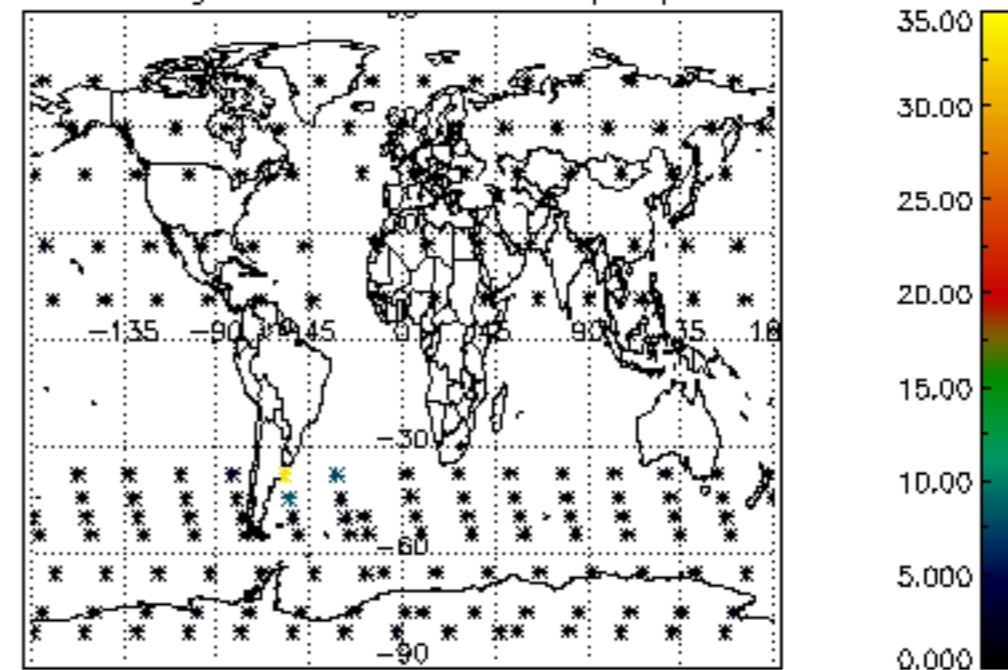
Percentage of datation errors per profile



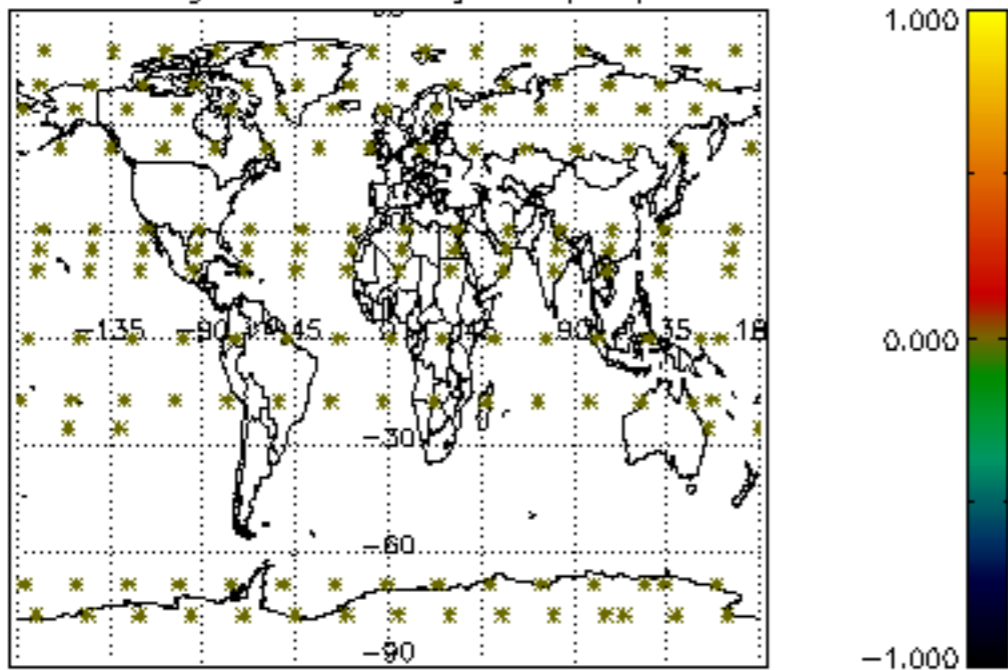
Percentage of star falling outside central band per profile



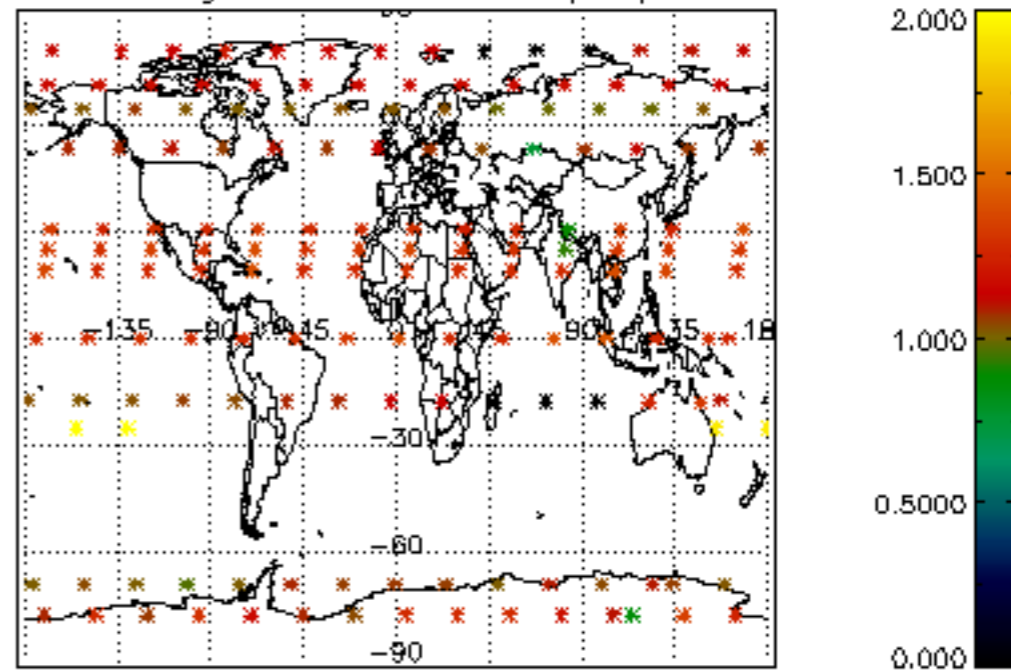
Percentage of saturation errors per profile



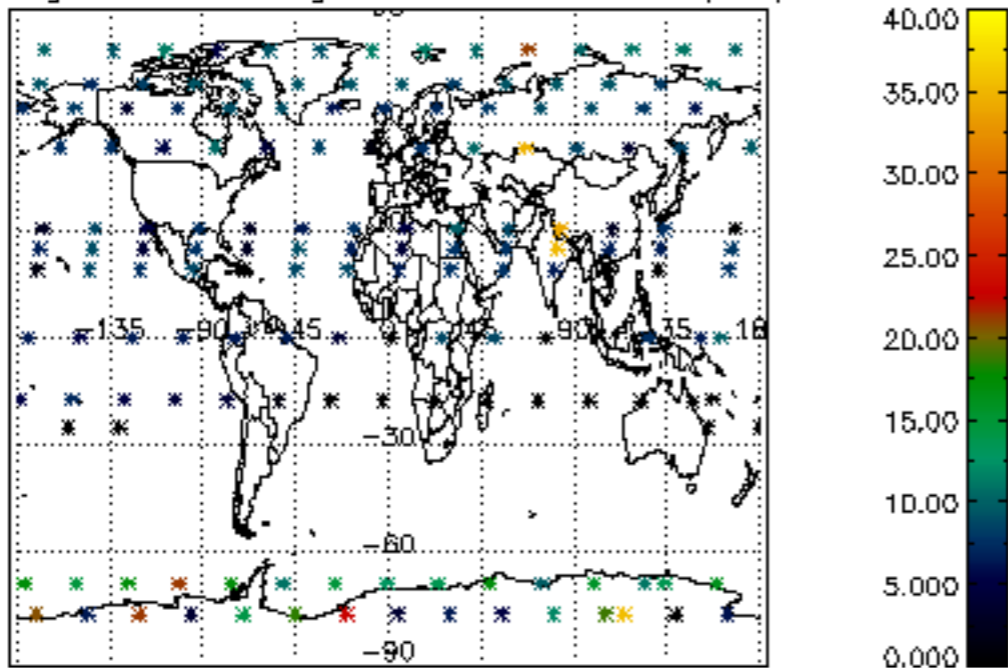
Percentage of cosmic ray hits per profile



Percentage of datation errors per profile



Percentage of star falling outside central band per profile



Percentage of saturation errors per profile

