

# GOMOS Level 2 Daily Report

## SUMMARY

### [1. General Info](#)

### [2. Summary of processed GOM\\_NL\\_2P products](#)

### [3. Level 2 Quality information per product](#)

#### [3.1 Plot of level 2 quality information per product \(time dependant\)](#)

#### [3.2 Plot of level 2 quality information per product \(world map\)](#)

### [4. Level 1 Quality information per product \(stored on level 2 products\)](#)

#### [4.1 Plot of level 1 quality information per product \(time dependant\)](#)

##### [4.1.1 Plot of level 1 quality information per product \(time dependant\): ASCENDING](#)

##### [4.1.2 Plot of level 1 quality information per product \(time dependant\): DESCENDING](#)

#### [4.2 Plot of level 1 quality information per product \(world map\)](#)

##### [4.2.1 Plot of level 1 quality information per product \(world map\): ASCENDING](#)

##### [4.2.2 Plot of level 1 quality information per product \(world map\): DESCENDING](#)

### [5. Ozone profiles based on quality statistics and other trace gas profiles](#)

#### [5.1 Ozone statistics based on quality of products](#)

#### [5.2 Plot ozone profiles for all STD \(dark without errors\)](#)

#### [5.3 Plot ozone profiles where STD < 20% \(dark without errors\)](#)

#### [5.4. Plot ozone profiles where STD < 10% \(dark without errors\)](#)

#### [5.5. Plot ozone profiles where STD < 5% \(dark without errors\)](#)

#### [5.6 Plot NO2 profiles for all STD \(dark without errors\)](#)

#### [5.7 Plot NO3 profiles for all STD \(dark without errors\)](#)

#### [5.8 Plot H2O profiles \(only for occultations of stars 1,2,3,4,13,14,16,26,63 dark without errors\) for all STD](#)

### [6. Auxiliary Data Files used for the production reported in section 2](#)

This report presents the daily analysis on parameters extracted from GOMOS level 2 data (GOM\_NL\_\_2P). It is intended to monitor some important parameters that will impact the quality of these products. A list of level 2 products (and content) that have arrived during the reporting day to the PCF is also given.

Item	Value
Time of report generation	24APR2013 16:32:43
Data source version	GOMOS/6.01
Start time of products	05-08-2011 (05AUG2011 00:00:00)
Stop time of products	06-08-2011 (06AUG2011 00:00:00)
Store outputs in DB	Yes
Nb of level 2 prods	307
Nb of prods with errors	0

## 2. Summary of processed GOM\_NL\_\_2P products.

Nr	Filename	UTC Start time	Limb	Duration	Star Id	Star Name	Star Mag	Star Temp	Nb Meas	Orbit	Prod. error
1	GOM_NL__2PRFIN20110805_000609_000000503105_00160_49312_6426.N1	05-AUG-2011 00:06:09	Bright	49.500	142	49Del Cap	2.8500	8900.0	99	49312	No
2	GOM_NL__2PRFIN20110805_001003_000000493105_00160_49312_6427.N1	05-AUG-2011 00:10:03	Bright	49.000	154	22Bet Aqr	2.8990	5700.0	98	49312	No
3	GOM_NL__2PRFIN20110805_001408_000000383105_00160_49312_6428.N1	05-AUG-2011 00:14:08	Bright	38.000	11	53Alp Aql	0.76500	8000.0	76	49312	No
4	GOM_NL__2PRFIN20110805_002215_000000403105_00160_49312_6429.N1	05-AUG-2011 00:22:15	Bright	40.000	92	53Eps Cyg	2.5000	4500.0	80	49312	No
5	GOM_NL__2PRFIN20110805_002432_000000543105_00160_49312_6430.N1	05-AUG-2011 00:24:32	Bright	54.000	144	18Del Cyg	2.8600	11000.	108	49312	No
6	GOM_NL__2PRFIN20110805_003050_000000403105_00160_49312_6431.N1	05-AUG-2011 00:30:50	Bright	40.000	89	5Alp Cep	2.4510	8000.0	80	49312	No
7	GOM_NL__2PRFIN20110805_004533_000000273105_00160_49312_6432.N1	05-AUG-2011 00:45:33	Twilight	27.000	160	23Gam Per	2.9300	4700.0	54	49312	No
8	GOM_NL__2PRFIN20110805_004825_000000453105_00160_49312_6433.N1	05-AUG-2011 00:48:25	Bright	44.500	175	39Del Per	3.0100	19400.	89	49312	No
9	GOM_NL__2PRFIN20110805_005132_000000403105_00160_49312_6434.N1	05-AUG-2011 00:51:32	Bright	40.000	149	45Eps Per	2.8880	30000.	80	49312	No
10	GOM_NL__2PRFIN20110805_005507_000000473105_00160_49312_6435.N1	05-AUG-2011 00:55:07	Bright	47.000	28	12Bet Tau	1.6500	15200.	94	49312	No
11	GOM_NL__2PRFIN20110805_005716_000000413105_00160_49312_6436.N1	05-AUG-2011 00:57:16	Twilight	40.500	176	23Zet Tau	3.0200	22000.	81	49312	No
12	GOM_NL__2PRFIN20110805_005958_000000613105_00160_49312_6437.N1	05-AUG-2011 00:59:58	Dark	60.500	13	87Alp Tau	0.86700	3800.0	121	49312	No
13	GOM_NL__2PRFIN20110805_010155_000000463105_00160_49312_6438.N1	05-AUG-2011 01:01:55	Dark	45.500	27	24Gam Ori	1.6360	26000.	91	49312	No
14	GOM_NL__2PRFIN20110805_010350_000000453105_00160_49312_6439.N1	05-AUG-2011 01:03:50	Dark	45.000	30	46Eps Ori	1.6940	30000.	90	49312	No
15	GOM_NL__2PRFIN20110805_010626_000000503105_00160_49312_6440.N1	05-AUG-2011 01:06:26	Dark	49.500	7	19Bet Ori	0.10000	14000.	99	49312	No
16	GOM_NL__2PRFIN20110805_011137_000000633105_00160_49312_6441.N1	05-AUG-2011 01:11:37	Dark	62.500	165	34Gam Eri	2.9500	3200.0	125	49312	No
17	GOM_NL__2PRFIN20110805_012058_000000483105_00161_49313_6447.N1	05-AUG-2011 01:20:58	Dark	48.000	157	The1Eri	2.9060	9300.0	96	49313	No
18	GOM_NL__2PRFIN20110805_012607_000000443105_00161_49313_6448.N1	05-AUG-2011 01:26:07	Dark	43.500	9	Alp Eri	0.45300	24000.	87	49313	No
19	GOM_NL__2PRFIN20110805_013115_000000673105_00161_49313_6449.N1	05-AUG-2011 01:31:15	Straylight	67.000	84	Alp Phe	2.3970	4500.0	134	49313	No
20	GOM_NL__2PRFIN20110805_013603_000000443105_00161_49313_6450.N1	05-AUG-2011 01:36:03	Straylight	44.000	31	Alp Gru	1.7340	15200.	88	49313	No
21	GOM_NL__2PRFIN20110805_013908_000000453105_00161_49313_6451.N1	05-AUG-2011 01:39:08	Straylight	45.000	172	Gam Gru	3.0030	13100.	90	49313	No
22	GOM_NL__2PRFIN20110805_014623_000000503105_00161_49313_6452.N1	05-AUG-2011 01:46:23	Bright	50.000	142	49Del Cap	2.8500	8900.0	100	49313	No
23	GOM_NL__2PRFIN20110805_015016_000000503105_00161_49313_6453.N1	05-AUG-2011 01:50:16	Bright	49.500	154	22Bet Aqr	2.8990	5700.0	99	49313	No
24	GOM_NL__2PRFIN20110805_015422_000000373105_00161_49313_6454.N1	05-AUG-2011 01:54:22	Bright	36.500	11	53Alp Aql	0.76500	8000.0	73	49313	No
25	GOM_NL__2PRFIN20110805_020229_000000433105_00161_49313_6455.N1	05-AUG-2011 02:02:29	Bright	43.000	92	53Eps Cyg	2.5000	4500.0	86	49313	No
26	GOM_NL__2PRFIN20110805_020445_000000373105_00161_49313_6456.N1	05-AUG-2011 02:04:45	Bright	37.000	144	18Del Cyg	2.8600	11000.	74	49313	No
27	GOM_NL__2PRFIN20110805_021103_000000413105_00161_49313_6457.N1	05-AUG-2011 02:11:03	Bright	41.000	89	5Alp Cep	2.4510	8000.0	82	49313	No
28	GOM_NL__2PRFIN20110805_022547_000000273105_00161_49313_6458.N1	05-AUG-2011 02:25:47	Twilight	27.000	160	23Gam Per	2.9300	4700.0	54	49313	No
29	GOM_NL__2PRFIN20110805_022838_000000463105_00161_49313_6459.N1	05-AUG-2011 02:28:38	Bright	46.000	175	39Del Per	3.0100	19400.	92	49313	No
30	GOM_NL__2PRFIN20110805_023146_000000403105_00161_49313_6460.N1	05-AUG-2011 02:31:46	Bright	40.000	149	45Eps Per	2.8880	30000.	80	49313	No
31	GOM_NL__2PRFIN20110805_023522_000000483105_00161_49313_6461.N1	05-AUG-2011 02:35:22	Bright	47.500	28	12Bet Tau	1.6500	15200.	95	49313	No
32	GOM_NL__2PRFIN20110805_023730_000000433105_00161_49313_6462.N1	05-AUG-2011 02:37:30	Twilight	42.500	176	23Zet Tau	3.0200	22000.	85	49313	No
33	GOM_NL__2PRFIN20110805_024013_000000573105_00161_49313_6463.N1	05-AUG-2011 02:40:13	Dark	56.500	13	87Alp Tau	0.86700	3800.0	113	49313	No
34	GOM_NL__2PRFIN20110805_024210_000000463105_00161_49313_6464.N1	05-AUG-2011 02:42:10	Dark	46.000	27	24Gam Ori	1.6360	26000.	92	49313	No
35	GOM_NL__2PRFIN20110805_024405_000000453105_00161_49313_6465.N1	05-AUG-2011 02:44:05	Dark	45.000	30	46Eps Ori	1.6940	30000.	90	49313	No
36	GOM_NL__2PRFIN20110805_024640_000000513105_00161_49313_6466.N1	05-AUG-2011 02:46:40	Dark	50.500	7	19Bet Ori	0.10000	14000.	101	49313	No
37	GOM_NL__2PRFIN20110805_025152_000000593105_00161_49313_6467.N1	05-AUG-2011 02:51:52	Dark	59.000	165	34Gam Eri	2.9500	3200.0	118	49313	No
38	GOM_NL__2PRFIN20110805_030113_000000493105_00162_49314_6465.N1	05-AUG-2011 03:01:13	Dark	49.000	157	The1Eri	2.9060	9300.0	98	49314	No
39	GOM_NL__2PRFIN20110805_030621_000000463105_00162_49314_6466.N1	05-AUG-2011 03:06:21	Dark	46.000	9	Alp Eri	0.45300	24000.	92	49314	No
40	GOM_NL__2PRFIN20110805_031130_000000553105_00162_49314_6467.N1	05-AUG-2011 03:11:30	Straylight	54.500	84	Alp Phe	2.3970	4500.0	109	49314	No
41	GOM_NL__2PRFIN20110805_031618_000000433105_00162_49314_6468.N1	05-AUG-2011 03:16:18	Straylight	43.000	31	Alp Gru	1.7340	15200.	86	49314	No
42	GOM_NL__2PRFIN20110805_031922_000000443105_00162_49314_6469.N1	05-AUG-2011 03:19:22	Straylight	44.000	172	Gam Gru	3.0030	13100.	88	49314	No

43	GOM_NL__2PRFIN20110805_032637_000000493105_00162_49314_6470.N1	05-AUG-2011 03:26:37	Bright	49.000	142	49Del Cap	2.8500	8900.0	98	49314	No
44	GOM_NL__2PRFIN20110805_033030_000000493105_00162_49314_6471.N1	05-AUG-2011 03:30:30	Bright	48.500	154	22Bet Aqr	2.8990	5700.0	97	49314	No
45	GOM_NL__2PRFIN20110805_033436_000000363105_00162_49314_6472.N1	05-AUG-2011 03:34:36	Bright	36.000	11	53Alp Aql	0.76500	8000.0	72	49314	No
46	GOM_NL__2PRFIN20110805_034243_000000403105_00162_49314_6473.N1	05-AUG-2011 03:42:43	Bright	39.500	92	53Eps Cyg	2.5000	4500.0	79	49314	No
47	GOM_NL__2PRFIN20110805_034459_000000373105_00162_49314_6474.N1	05-AUG-2011 03:44:59	Bright	36.500	144	18Del Cyg	2.8600	11000.	73	49314	No
48	GOM_NL__2PRFIN20110805_035117_000000393105_00162_49314_6475.N1	05-AUG-2011 03:51:17	Bright	39.000	89	5Alp Cep	2.4510	8000.0	78	49314	No
49	GOM_NL__2PRFIN20110805_040852_000000473105_00162_49314_6476.N1	05-AUG-2011 04:08:52	Bright	47.000	175	39Del Per	3.0100	19400.	94	49314	No
50	GOM_NL__2PRFIN20110805_041200_000000333105_00162_49314_6477.N1	05-AUG-2011 04:12:00	Twilight	33.000	149	45Eps Per	2.8880	30000.	66	49314	No
51	GOM_NL__2PRFIN20110805_041536_000000473105_00162_49314_6478.N1	05-AUG-2011 04:15:36	Bright	47.000	28	12Bet Tau	1.6500	15200.	94	49314	No
52	GOM_NL__2PRFIN20110805_041745_000000443105_00162_49314_6479.N1	05-AUG-2011 04:17:45	Twilight	44.000	176	23Zet Tau	3.0200	22000.	88	49314	No
53	GOM_NL__2PRFIN20110805_042027_000000603105_00162_49314_6480.N1	05-AUG-2011 04:20:27	Dark	59.500	13	87Alp Tau	0.86700	3800.0	119	49314	No
54	GOM_NL__2PRFIN20110805_042224_000000433105_00162_49314_6481.N1	05-AUG-2011 04:22:24	Dark	43.000	27	24Gam Ori	1.6360	26000.	86	49314	No
55	GOM_NL__2PRFIN20110805_042419_000000443105_00162_49314_6482.N1	05-AUG-2011 04:24:19	Dark	44.000	30	46Eps Ori	1.6940	30000.	88	49314	No
56	GOM_NL__2PRFIN20110805_042540_000000413105_00162_49314_6483.N1	05-AUG-2011 04:25:40	Dark	40.500	125	44lot Ori	2.7700	30000.	81	49314	No
57	GOM_NL__2PRFIN20110805_042655_000000493105_00162_49314_6484.N1	05-AUG-2011 04:26:55	Dark	49.000	7	19Bet Ori	0.10000	14000.	98	49314	No
58	GOM_NL__2PRFIN20110805_042956_000000453105_00162_49314_6485.N1	05-AUG-2011 04:29:56	Dark	44.500	139	9Bet Lep	2.8330	5600.0	89	49314	No
59	GOM_NL__2PRFIN20110805_043207_000000593105_00162_49314_6486.N1	05-AUG-2011 04:32:07	Dark	59.000	165	34Gam Eri	2.9500	3200.0	118	49314	No
60	GOM_NL__2PRFIN20110805_044128_000000483105_00163_49315_6468.N1	05-AUG-2011 04:41:28	Dark	48.000	157	The1Eri	2.9060	9300.0	96	49315	No
61	GOM_NL__2PRFIN20110805_044636_000000523105_00163_49315_6469.N1	05-AUG-2011 04:46:36	Dark	52.000	9	Alp Eri	0.45300	24000.	104	49315	No
62	GOM_NL__2PRFIN20110805_045145_000000543105_00163_49315_6470.N1	05-AUG-2011 04:51:45	Straylight	54.000	84	Alp Phe	2.3970	4500.0	108	49315	No
63	GOM_NL__2PRFIN20110805_045632_000000433105_00163_49315_6471.N1	05-AUG-2011 04:56:32	Straylight	43.000	31	Alp Gru	1.7340	15200.	86	49315	No
64	GOM_NL__2PRFIN20110805_045936_000000453105_00163_49315_6472.N1	05-AUG-2011 04:59:36	Straylight	44.500	172	Gam Gru	3.0030	13100.	89	49315	No
65	GOM_NL__2PRFIN20110805_050651_000000503105_00163_49315_6473.N1	05-AUG-2011 05:06:51	Bright	50.000	142	49Del Cap	2.8500	8900.0	100	49315	No
66	GOM_NL__2PRFIN20110805_051044_000000503105_00163_49315_6474.N1	05-AUG-2011 05:10:44	Bright	49.500	154	22Bet Aqr	2.8990	5700.0	99	49315	No
67	GOM_NL__2PRFIN20110805_051450_000000373105_00163_49315_6475.N1	05-AUG-2011 05:14:50	Bright	36.500	11	53Alp Aql	0.76500	8000.0	73	49315	No
68	GOM_NL__2PRFIN20110805_052256_000000423105_00163_49315_6476.N1	05-AUG-2011 05:22:56	Bright	41.500	92	53Eps Cyg	2.5000	4500.0	83	49315	No
69	GOM_NL__2PRFIN20110805_052513_000000373105_00163_49315_6477.N1	05-AUG-2011 05:25:13	Bright	36.500	144	18Del Cyg	2.8600	11000.	73	49315	No
70	GOM_NL__2PRFIN20110805_053131_000000403105_00163_49315_6478.N1	05-AUG-2011 05:31:31	Bright	39.500	89	5Alp Cep	2.4510	8000.0	79	49315	No
71	GOM_NL__2PRFIN20110805_054906_000000463105_00163_49315_6479.N1	05-AUG-2011 05:49:06	Bright	45.500	175	39Del Per	3.0100	19400.	91	49315	No
72	GOM_NL__2PRFIN20110805_055214_000000333105_00163_49315_6480.N1	05-AUG-2011 05:52:14	Twilight	33.000	149	45Eps Per	2.8880	30000.	66	49315	No
73	GOM_NL__2PRFIN20110805_055550_000000483105_00163_49315_6481.N1	05-AUG-2011 05:55:50	Bright	48.000	28	12Bet Tau	1.6500	15200.	96	49315	No
74	GOM_NL__2PRFIN20110805_055759_000000433105_00163_49315_6482.N1	05-AUG-2011 05:57:59	Twilight	42.500	176	23Zet Tau	3.0200	22000.	85	49315	No
75	GOM_NL__2PRFIN20110805_060041_000000603105_00163_49315_6483.N1	05-AUG-2011 06:00:41	Dark	60.000	13	87Alp Tau	0.86700	3800.0	120	49315	No
76	GOM_NL__2PRFIN20110805_060239_000000453105_00163_49315_6484.N1	05-AUG-2011 06:02:39	Dark	44.500	27	24Gam Ori	1.6360	26000.	89	49315	No
77	GOM_NL__2PRFIN20110805_060433_000000413105_00163_49315_6485.N1	05-AUG-2011 06:04:33	Dark	41.000	30	46Eps Ori	1.6940	30000.	82	49315	No
78	GOM_NL__2PRFIN20110805_060554_000000383105_00163_49315_6486.N1	05-AUG-2011 06:05:54	Dark	37.500	125	44lot Ori	2.7700	30000.	75	49315	No
79	GOM_NL__2PRFIN20110805_060709_000000493105_00163_49315_6487.N1	05-AUG-2011 06:07:09	Dark	49.000	7	19Bet Ori	0.10000	14000.	98	49315	No
80	GOM_NL__2PRFIN20110805_061010_000000443105_00163_49315_6488.N1	05-AUG-2011 06:10:10	Dark	44.000	139	9Bet Lep	2.8330	5600.0	88	49315	No
81	GOM_NL__2PRFIN20110805_061222_000000613105_00163_49315_6489.N1	05-AUG-2011 06:12:22	Dark	60.500	165	34Gam Eri	2.9500	3200.0	121	49315	No
82	GOM_NL__2PRFIN20110805_062143_000000473105_00164_49316_6478.N1	05-AUG-2011 06:21:43	Dark	47.000	157	The1Eri	2.9060	9300.0	94	49316	No
83	GOM_NL__2PRFIN20110805_062651_000000513105_00164_49316_6479.N1	05-AUG-2011 06:26:51	Dark	51.000	9	Alp Eri	0.45300	24000.	102	49316	No
84	GOM_NL__2PRFIN20110805_063200_000000543105_00164_49316_6480.N1	05-AUG-2011 06:32:00	Straylight	54.000	84	Alp Phe	2.3970	4500.0	108	49316	No
85	GOM_NL__2PRFIN20110805_063647_000000423105_00164_49316_6481.N1	05-AUG-2011 06:36:47	Straylight	41.500	31	Alp Gru	1.7340	15200.	83	49316	No
86	GOM_NL__2PRFIN20110805_063951_000000443105_00164_49316_6482.N1	05-AUG-2011 06:39:51	Straylight	43.500	172	Gam Gru	3.0030	13100.	87	49316	No
87	GOM_NL__2PRFIN20110805_064705_000000483105_00164_49316_6483.N1	05-AUG-2011 06:47:05	Bright	48.000	142	49Del Cap	2.8500	8900.0	96	49316	No
88	GOM_NL__2PRFIN20110805_065058_000000493105_00164_49316_6484.N1	05-AUG-2011 06:50:58	Bright	48.500	154	22Bet Aqr	2.8990	5700.0	97	49316	No
89	GOM_NL__2PRFIN20110805_065504_000000363105_00164_49316_6485.N1	05-AUG-2011 06:55:04	Bright	35.500	11	53Alp Aql	0.76500	8000.0	71	49316	No
90	GOM_NL__2PRFIN20110805_070310_000000433105_00164_49316_6486.N1	05-AUG-2011 07:03:10	Bright	43.000	92	53Eps Cyg	2.5000	4500.0	86	49316	No
91	GOM_NL__2PRFIN20110805_070527_000000363105_00164_49316_6487.N1	05-AUG-2011 07:05:27	Bright	36.000	144	18Del Cyg	2.8600	11000.	72	49316	No
92	GOM_NL__2PRFIN20110805_071144_000000403105_00164_49316_6488.N1	05-AUG-2011 07:11:44	Bright	39.500	89	5Alp Cep	2.4510	8000.0	79	49316	No
93	GOM_NL__2PRFIN20110805_072919_000000713105_00164_49316_6489.N1	05-AUG-2011 07:29:19	Bright	71.000	175	39Del Per	3.0100	19400.	142	49316	No
94	GOM_NL__2PRFIN20110805_073228_000000263105_00164_49316_6490.N1	05-AUG-2011 07:32:28	Twilight	26.000	149	45Eps Per	2.8880	30000.	52	49316	No
95	GOM_NL__2PRFIN20110805_073604_000000493105_00164_49316_6491.N1	05-AUG-2011 07:36:04	Bright	48.500	28	12Bet Tau	1.6500	15200.	97	49316	No
96	GOM_NL__2PRFIN20110805_073813_000000423105_00164_49316_6492.N1	05-AUG-2011 07:38:13	Twilight	42.000	176	23Zet Tau	3.0200	22000.	84	49316	No
97	GOM_NL__2PRFIN20110805_074056_000000593105_00164_49316_6493.N1	05-AUG-2011 07:40:56	Dark	58.500	13	87Alp Tau	0.86700	3800.0	117	49316	No
98	GOM_NL__2PRFIN20110805_074253_000000393105_00164_49316_6494.N1	05-AUG-2011 07:42:53	Dark	39.000	27	24Gam Ori	1.6360	26000.	78	49316	No
99	GOM_NL__2PRFIN20110805_074448_000000393105_00164_49316_6495.N1	05-AUG-2011 07:44:48	Dark	38.500	30	46Eps Ori	1.6940	30000.	77	49316	No
100	GOM_NL__2PRFIN20110805_074609_000000403105_00164_49316_6496.N1	05-AUG-2011 07:46:09	Dark	39.500	125	44lot Ori	2.7700	30000.	79	49316	No
101	GOM_NL__2PRFIN20110805_074724_000000483105_00164_49316_6497.N1	05-AUG-2011 07:47:24	Dark	47.500	7	19Bet Ori	0.10000	14000.	95	49316	No

102	GOM_NL__2PRFIN20110805_074929_000000433105_00164_49316_6498.N1	05-AUG-2011 07:49:29	Dark	43.000	101	11Alp Lep	2.5820	7000.0	86	49316	No
103	GOM_NL__2PRFIN20110805_080158_000000483105_00165_49317_6506.N1	05-AUG-2011 08:01:58	Dark	48.000	157	The1Eri	2.9060	9300.0	96	49317	No
104	GOM_NL__2PRFIN20110805_080705_000000543105_00165_49317_6507.N1	05-AUG-2011 08:07:05	Dark	54.000	9	Alp Eri	0.45300	24000.	108	49317	No
105	GOM_NL__2PRFIN20110805_081215_000000533105_00165_49317_6508.N1	05-AUG-2011 08:12:15	Straylight	53.000	84	Alp Phe	2.3970	4500.0	106	49317	No
106	GOM_NL__2PRFIN20110805_081701_000000463105_00165_49317_6509.N1	05-AUG-2011 08:17:01	Straylight	45.500	31	Alp Gru	1.7340	15200.	91	49317	No
107	GOM_NL__2PRFIN20110805_082005_000000443105_00165_49317_6510.N1	05-AUG-2011 08:20:05	Straylight	44.000	172	Gam Gru	3.0030	13100.	88	49317	No
108	GOM_NL__2PRFIN20110805_082719_000000483105_00165_49317_6511.N1	05-AUG-2011 08:27:19	Bright	48.000	142	49Del Cap	2.8500	8900.0	96	49317	No
109	GOM_NL__2PRFIN20110805_083112_000000503105_00165_49317_6512.N1	05-AUG-2011 08:31:12	Bright	49.500	154	22Bet Aqr	2.8990	5700.0	99	49317	No
110	GOM_NL__2PRFIN20110805_083518_000000373105_00165_49317_6513.N1	05-AUG-2011 08:35:18	Bright	36.500	11	53Alp Aql	0.76500	8000.0	73	49317	No
111	GOM_NL__2PRFIN20110805_084323_000000413105_00165_49317_6514.N1	05-AUG-2011 08:43:23	Bright	40.500	92	53Eps Cyg	2.5000	4500.0	81	49317	No
112	GOM_NL__2PRFIN20110805_084541_000000383105_00165_49317_6515.N1	05-AUG-2011 08:45:41	Bright	37.500	144	18Del Cyg	2.8600	11000.	75	49317	No
113	GOM_NL__2PRFIN20110805_085158_000000403105_00165_49317_6516.N1	05-AUG-2011 08:51:58	Bright	40.000	89	5Alp Cep	2.4510	8000.0	80	49317	No
114	GOM_NL__2PRFIN20110805_090933_000000473105_00165_49317_6517.N1	05-AUG-2011 09:09:33	Bright	47.000	175	39Del Per	3.0100	19400.	94	49317	No
115	GOM_NL__2PRFIN20110805_091242_000000263105_00165_49317_6518.N1	05-AUG-2011 09:12:42	Tw_i_and_stray	26.000	149	45Eps Per	2.8880	30000.	52	49317	No
116	GOM_NL__2PRFIN20110805_091618_000000473105_00165_49317_6519.N1	05-AUG-2011 09:16:18	Bright	47.000	28	12Bet Tau	1.6500	15200.	94	49317	No
117	GOM_NL__2PRFIN20110805_091827_000000423105_00165_49317_6520.N1	05-AUG-2011 09:18:27	Tw_i_and_stray	41.500	176	23Zet Tau	3.0200	22000.	83	49317	No
118	GOM_NL__2PRFIN20110805_092110_000000573105_00165_49317_6521.N1	05-AUG-2011 09:21:10	Dark	57.000	13	87Alp Tau	0.86700	3800.0	114	49317	No
119	GOM_NL__2PRFIN20110805_092307_000000403105_00165_49317_6522.N1	05-AUG-2011 09:23:07	Dark	40.000	27	24Gam Ori	1.6360	26000.	80	49317	No
120	GOM_NL__2PRFIN20110805_092502_000000433105_00165_49317_6523.N1	05-AUG-2011 09:25:02	Dark	43.000	30	46Eps Ori	1.6940	30000.	86	49317	No
121	GOM_NL__2PRFIN20110805_092623_000000423105_00165_49317_6524.N1	05-AUG-2011 09:26:23	Dark	42.000	125	44Iot Ori	2.7700	30000.	84	49317	No
122	GOM_NL__2PRFIN20110805_092738_000000503105_00165_49317_6525.N1	05-AUG-2011 09:27:38	Dark	50.000	7	19Bet Ori	0.10000	14000.	100	49317	No
123	GOM_NL__2PRFIN20110805_092944_000000443105_00165_49317_6526.N1	05-AUG-2011 09:29:44	Dark	43.500	101	11Alp Lep	2.5820	7000.0	87	49317	No
124	GOM_NL__2PRFIN20110805_094213_000000473105_00166_49318_6544.N1	05-AUG-2011 09:42:13	Dark	47.000	157	The1Eri	2.9060	9300.0	94	49318	No
125	GOM_NL__2PRFIN20110805_094720_000000453105_00166_49318_6545.N1	05-AUG-2011 09:47:20	Dark	44.500	9	Alp Eri	0.45300	24000.	89	49318	No
126	GOM_NL__2PRFIN20110805_095230_000000683105_00166_49318_6546.N1	05-AUG-2011 09:52:30	Straylight	68.000	84	Alp Phe	2.3970	4500.0	136	49318	No
127	GOM_NL__2PRFIN20110805_095715_000000453105_00166_49318_6547.N1	05-AUG-2011 09:57:15	Straylight	45.000	31	Alp Gru	1.7340	15200.	90	49318	No
128	GOM_NL__2PRFIN20110805_100020_000000453105_00166_49318_6548.N1	05-AUG-2011 10:00:20	Straylight	45.000	172	Gam Gru	3.0030	13100.	90	49318	No
129	GOM_NL__2PRFIN20110805_100733_000000493105_00166_49318_6549.N1	05-AUG-2011 10:07:33	Bright	49.000	142	49Del Cap	2.8500	8900.0	98	49318	No
130	GOM_NL__2PRFIN20110805_101126_000000493105_00166_49318_6550.N1	05-AUG-2011 10:11:26	Bright	48.500	154	22Bet Aqr	2.8990	5700.0	97	49318	No
131	GOM_NL__2PRFIN20110805_101532_000000403105_00166_49318_6551.N1	05-AUG-2011 10:15:32	Bright	39.500	11	53Alp Aql	0.76500	8000.0	79	49318	No
132	GOM_NL__2PRFIN20110805_102337_000000423105_00166_49318_6552.N1	05-AUG-2011 10:23:37	Bright	41.500	92	53Eps Cyg	2.5000	4500.0	83	49318	No
133	GOM_NL__2PRFIN20110805_102554_000000373105_00166_49318_6553.N1	05-AUG-2011 10:25:54	Bright	37.000	144	18Del Cyg	2.8600	11000.	74	49318	No
134	GOM_NL__2PRFIN20110805_103211_000000413105_00166_49318_6554.N1	05-AUG-2011 10:32:11	Bright	40.500	89	5Alp Cep	2.4510	8000.0	81	49318	No
135	GOM_NL__2PRFIN20110805_104947_000000653105_00166_49318_6555.N1	05-AUG-2011 10:49:47	Bright	65.000	175	39Del Per	3.0100	19400.	130	49318	No
136	GOM_NL__2PRFIN20110805_105341_000000363105_00166_49318_6556.N1	05-AUG-2011 10:53:41	Bright	36.000	107	37The Aur	2.6490	11000.	72	49318	No
137	GOM_NL__2PRFIN20110805_105632_000000483105_00166_49318_6557.N1	05-AUG-2011 10:56:32	Bright	48.000	28	12Bet Tau	1.6500	15200.	96	49318	No
138	GOM_NL__2PRFIN20110805_105841_000000403105_00166_49318_6558.N1	05-AUG-2011 10:58:41	Tw_i_and_stray	40.000	176	23Zet Tau	3.0200	22000.	80	49318	No
139	GOM_NL__2PRFIN20110805_110125_000000593105_00166_49318_6559.N1	05-AUG-2011 11:01:25	Dark	58.500	13	87Alp Tau	0.86700	3800.0	117	49318	No
140	GOM_NL__2PRFIN20110805_110322_000000453105_00166_49318_6560.N1	05-AUG-2011 11:03:22	Dark	45.000	27	24Gam Ori	1.6360	26000.	90	49318	No
141	GOM_NL__2PRFIN20110805_110517_000000433105_00166_49318_6561.N1	05-AUG-2011 11:05:17	Dark	42.500	30	46Eps Ori	1.6940	30000.	85	49318	No
142	GOM_NL__2PRFIN20110805_110638_000000423105_00166_49318_6562.N1	05-AUG-2011 11:06:38	Dark	42.000	125	44Iot Ori	2.7700	30000.	84	49318	No
143	GOM_NL__2PRFIN20110805_110753_000000503105_00166_49318_6563.N1	05-AUG-2011 11:07:53	Dark	50.000	7	19Bet Ori	0.10000	14000.	100	49318	No
144	GOM_NL__2PRFIN20110805_110958_000000443105_00166_49318_6564.N1	05-AUG-2011 11:09:58	Dark	43.500	101	11Alp Lep	2.5820	7000.0	87	49318	No
145	GOM_NL__2PRFIN20110805_112228_000000483105_00167_49319_6699.N1	05-AUG-2011 11:22:28	Dark	48.000	157	The1Eri	2.9060	9300.0	96	49319	No
146	GOM_NL__2PRFIN20110805_112735_000000453105_00167_49319_6700.N1	05-AUG-2011 11:27:35	Dark	45.000	9	Alp Eri	0.45300	24000.	90	49319	No
147	GOM_NL__2PRFIN20110805_113245_000000573105_00167_49319_6701.N1	05-AUG-2011 11:32:45	Straylight	56.500	84	Alp Phe	2.3970	4500.0	113	49319	No
148	GOM_NL__2PRFIN20110805_113730_000000453105_00167_49319_6702.N1	05-AUG-2011 11:37:30	Straylight	45.000	31	Alp Gru	1.7340	15200.	90	49319	No
149	GOM_NL__2PRFIN20110805_114034_000000443105_00167_49319_6703.N1	05-AUG-2011 11:40:34	Straylight	44.000	172	Gam Gru	3.0030	13100.	88	49319	No
150	GOM_NL__2PRFIN20110805_114747_000000483105_00167_49319_6704.N1	05-AUG-2011 11:47:47	Bright	48.000	142	49Del Cap	2.8500	8900.0	96	49319	No
151	GOM_NL__2PRFIN20110805_115139_000000503105_00167_49319_6705.N1	05-AUG-2011 11:51:39	Bright	49.500	154	22Bet Aqr	2.8990	5700.0	99	49319	No
152	GOM_NL__2PRFIN20110805_115546_000000393105_00167_49319_6706.N1	05-AUG-2011 11:55:46	Bright	38.500	11	53Alp Aql	0.76500	8000.0	77	49319	No
153	GOM_NL__2PRFIN20110805_120350_000000403105_00167_49319_6707.N1	05-AUG-2011 12:03:50	Bright	40.000	92	53Eps Cyg	2.5000	4500.0	80	49319	No
154	GOM_NL__2PRFIN20110805_120608_000000373105_00167_49319_6708.N1	05-AUG-2011 12:06:08	Bright	36.500	144	18Del Cyg	2.8600	11000.	73	49319	No
155	GOM_NL__2PRFIN20110805_121225_000000403105_00167_49319_6709.N1	05-AUG-2011 12:12:25	Bright	40.000	89	5Alp Cep	2.4510	8000.0	80	49319	No
156	GOM_NL__2PRFIN20110805_123001_000000473105_00167_49319_6710.N1	05-AUG-2011 12:30:01	Bright	47.000	175	39Del Per	3.0100	19400.	94	49319	No
157	GOM_NL__2PRFIN20110805_123355_000000353105_00167_49319_6711.N1	05-AUG-2011 12:33:55	Bright	34.500	107	37The Aur	2.6490	11000.	69	49319	No
158	GOM_NL__2PRFIN20110805_123647_000000463105_00167_49319_6712.N1	05-AUG-2011 12:36:47	Bright	46.000	28	12Bet Tau	1.6500	15200.	92	49319	No
159	GOM_NL__2PRFIN20110805_123855_000000433105_00167_49319_6713.N1	05-AUG-2011 12:38:55	Tw_i_and_stray	42.500	176	23Zet Tau	3.0200	22000.	85	49319	No
160	GOM_NL__2PRFIN20110805_124139_000000613105_00167_49319_6714.N1	05-AUG-2011 12:41:39	Dark	60.500	13	87Alp Tau	0.86700	3800.0	121	49319	No

161	GOM_NL__2PRFIN20110805_124336_000000453105_00167_49319_6715.N1	05-AUG-2011 12:43:36	Dark	45.000	27	24Gam Ori	1.6360	26000.	90	49319	No
162	GOM_NL__2PRFIN20110805_124531_000000453105_00167_49319_6716.N1	05-AUG-2011 12:45:31	Dark	44.500	30	46Eps Ori	1.6940	30000.	89	49319	No
163	GOM_NL__2PRFIN20110805_124652_000000423105_00167_49319_6717.N1	05-AUG-2011 12:46:52	Dark	42.000	125	44Iot Ori	2.7700	30000.	84	49319	No
164	GOM_NL__2PRFIN20110805_124807_000000483105_00167_49319_6718.N1	05-AUG-2011 12:48:07	Dark	48.000	7	19Bet Ori	0.10000	14000.	96	49319	No
165	GOM_NL__2PRFIN20110805_125013_000000443105_00167_49319_6719.N1	05-AUG-2011 12:50:13	Dark	43.500	101	11Alp Lep	2.5820	7000.0	87	49319	No
166	GOM_NL__2PRFIN20110805_130243_000000493105_00168_49320_6700.N1	05-AUG-2011 13:02:43	Dark	49.000	157	The1Eri	2.9060	9300.0	98	49320	No
167	GOM_NL__2PRFIN20110805_130749_000000463105_00168_49320_6701.N1	05-AUG-2011 13:07:49	Dark	46.000	9	Alp Eri	0.45300	24000.	92	49320	No
168	GOM_NL__2PRFIN20110805_131300_000000553105_00168_49320_6702.N1	05-AUG-2011 13:13:00	Straylight	55.000	84	Alp Phe	2.3970	4500.0	110	49320	No
169	GOM_NL__2PRFIN20110805_131744_000000453105_00168_49320_6703.N1	05-AUG-2011 13:17:44	Straylight	44.500	31	Alp Gru	1.7340	15200.	89	49320	No
170	GOM_NL__2PRFIN20110805_132048_000000453105_00168_49320_6704.N1	05-AUG-2011 13:20:48	Straylight	44.500	172	Gam Gru	3.0030	13100.	89	49320	No
171	GOM_NL__2PRFIN20110805_132801_000000493105_00168_49320_6705.N1	05-AUG-2011 13:28:01	Bright	49.000	142	49Del Cap	2.8500	8900.0	98	49320	No
172	GOM_NL__2PRFIN20110805_133153_000000493105_00168_49320_6706.N1	05-AUG-2011 13:31:53	Bright	48.500	154	22Bet Aqr	2.8990	5700.0	97	49320	No
173	GOM_NL__2PRFIN20110805_133600_000000373105_00168_49320_6707.N1	05-AUG-2011 13:36:00	Bright	36.500	11	53Alp Aql	0.76500	8000.0	73	49320	No
174	GOM_NL__2PRFIN20110805_134404_000000443105_00168_49320_6708.N1	05-AUG-2011 13:44:04	Bright	43.500	92	53Eps Cyg	2.5000	4500.0	87	49320	No
175	GOM_NL__2PRFIN20110805_134622_000000533105_00168_49320_6709.N1	05-AUG-2011 13:46:22	Bright	53.000	144	18Del Cyg	2.8600	11000.	106	49320	No
176	GOM_NL__2PRFIN20110805_135239_000000413105_00168_49320_6710.N1	05-AUG-2011 13:52:39	Bright	40.500	89	5Alp Cep	2.4510	8000.0	81	49320	No
177	GOM_NL__2PRFIN20110805_141014_000000463105_00168_49320_6711.N1	05-AUG-2011 14:10:14	Bright	45.500	175	39Del Per	3.0100	19400.	91	49320	No
178	GOM_NL__2PRFIN20110805_141409_000000553105_00168_49320_6712.N1	05-AUG-2011 14:14:09	Bright	55.000	107	37The Aur	2.6490	11000.	110	49320	No
179	GOM_NL__2PRFIN20110805_141701_000000463105_00168_49320_6713.N1	05-AUG-2011 14:17:01	Bright	46.000	28	12Bet Tau	1.6500	15200.	92	49320	No
180	GOM_NL__2PRFIN20110805_141910_000000433105_00168_49320_6714.N1	05-AUG-2011 14:19:10	Tw_i_and_stray	43.000	176	23Zet Tau	3.0200	22000.	86	49320	No
181	GOM_NL__2PRFIN20110805_142154_000000673105_00168_49320_6715.N1	05-AUG-2011 14:21:54	Dark	66.500	13	87Alp Tau	0.86700	3800.0	133	49320	No
182	GOM_NL__2PRFIN20110805_142350_000000443105_00168_49320_6716.N1	05-AUG-2011 14:23:50	Dark	43.500	27	24Gam Ori	1.6360	26000.	87	49320	No
183	GOM_NL__2PRFIN20110805_142545_000000433105_00168_49320_6717.N1	05-AUG-2011 14:25:45	Dark	43.000	30	46Eps Ori	1.6940	30000.	86	49320	No
184	GOM_NL__2PRFIN20110805_142706_000000413105_00168_49320_6718.N1	05-AUG-2011 14:27:06	Dark	41.000	125	44Iot Ori	2.7700	30000.	82	49320	No
185	GOM_NL__2PRFIN20110805_142822_000000493105_00168_49320_6719.N1	05-AUG-2011 14:28:22	Dark	49.000	7	19Bet Ori	0.10000	14000.	98	49320	No
186	GOM_NL__2PRFIN20110805_143027_000000423105_00168_49320_6720.N1	05-AUG-2011 14:30:27	Dark	41.500	101	11Alp Lep	2.5820	7000.0	83	49320	No
187	GOM_NL__2PRFIN20110805_144258_000000483105_00169_49321_6684.N1	05-AUG-2011 14:42:58	Dark	48.000	157	The1Eri	2.9060	9300.0	96	49321	No
188	GOM_NL__2PRFIN20110805_144804_000000493105_00169_49321_6685.N1	05-AUG-2011 14:48:04	Dark	48.500	9	Alp Eri	0.45300	24000.	97	49321	No
189	GOM_NL__2PRFIN20110805_145315_000000533105_00169_49321_6686.N1	05-AUG-2011 14:53:15	Straylight	52.500	84	Alp Phe	2.3970	4500.0	105	49321	No
190	GOM_NL__2PRFIN20110805_145759_000000473105_00169_49321_6687.N1	05-AUG-2011 14:57:59	Straylight	47.000	31	Alp Gru	1.7340	15200.	94	49321	No
191	GOM_NL__2PRFIN20110805_150103_000000433105_00169_49321_6688.N1	05-AUG-2011 15:01:03	Straylight	43.000	172	Gam Gru	3.0030	13100.	86	49321	No
192	GOM_NL__2PRFIN20110805_150815_000000493105_00169_49321_6689.N1	05-AUG-2011 15:08:15	Bright	48.500	142	49Del Cap	2.8500	8900.0	97	49321	No
193	GOM_NL__2PRFIN20110805_151207_000000493105_00169_49321_6690.N1	05-AUG-2011 15:12:07	Bright	49.000	154	22Bet Aqr	2.8990	5700.0	98	49321	No
194	GOM_NL__2PRFIN20110805_151614_000000393105_00169_49321_6691.N1	05-AUG-2011 15:16:14	Bright	38.500	11	53Alp Aql	0.76500	8000.0	77	49321	No
195	GOM_NL__2PRFIN20110805_152418_000000443105_00169_49321_6692.N1	05-AUG-2011 15:24:18	Bright	43.500	92	53Eps Cyg	2.5000	4500.0	87	49321	No
196	GOM_NL__2PRFIN20110805_152636_000000383105_00169_49321_6693.N1	05-AUG-2011 15:26:36	Bright	37.500	144	18Del Cyg	2.8600	11000.	75	49321	No
197	GOM_NL__2PRFIN20110805_153252_000000583105_00169_49321_6694.N1	05-AUG-2011 15:32:52	Bright	58.000	89	5Alp Cep	2.4510	8000.0	116	49321	No
198	GOM_NL__2PRFIN20110805_155028_000000463105_00169_49321_6695.N1	05-AUG-2011 15:50:28	Bright	45.500	175	39Del Per	3.0100	19400.	91	49321	No
199	GOM_NL__2PRFIN20110805_155423_000000553105_00169_49321_6696.N1	05-AUG-2011 15:54:23	Bright	55.000	107	37The Aur	2.6490	11000.	110	49321	No
200	GOM_NL__2PRFIN20110805_155715_000000493105_00169_49321_6697.N1	05-AUG-2011 15:57:15	Bright	49.000	28	12Bet Tau	1.6500	15200.	98	49321	No
201	GOM_NL__2PRFIN20110805_155924_000000413105_00169_49321_6698.N1	05-AUG-2011 15:59:24	Tw_i_and_stray	41.000	176	23Zet Tau	3.0200	22000.	82	49321	No
202	GOM_NL__2PRFIN20110805_160208_000000583105_00169_49321_6699.N1	05-AUG-2011 16:02:08	Dark	57.500	13	87Alp Tau	0.86700	3800.0	115	49321	No
203	GOM_NL__2PRFIN20110805_160405_000000423105_00169_49321_6700.N1	05-AUG-2011 16:04:05	Dark	42.000	27	24Gam Ori	1.6360	26000.	84	49321	No
204	GOM_NL__2PRFIN20110805_160600_000000433105_00169_49321_6701.N1	05-AUG-2011 16:06:00	Dark	42.500	30	46Eps Ori	1.6940	30000.	85	49321	No
205	GOM_NL__2PRFIN20110805_160721_000000413105_00169_49321_6702.N1	05-AUG-2011 16:07:21	Dark	40.500	125	44Iot Ori	2.7700	30000.	81	49321	No
206	GOM_NL__2PRFIN20110805_160836_000000473105_00169_49321_6703.N1	05-AUG-2011 16:08:36	Dark	47.000	7	19Bet Ori	0.10000	14000.	94	49321	No
207	GOM_NL__2PRFIN20110805_161042_000000433105_00169_49321_6704.N1	05-AUG-2011 16:10:42	Dark	43.000	101	11Alp Lep	2.5820	7000.0	86	49321	No
208	GOM_NL__2PRFIN20110805_162313_000000503105_00170_49322_6731.N1	05-AUG-2011 16:23:13	Dark	49.500	157	The1Eri	2.9060	9300.0	99	49322	No
209	GOM_NL__2PRFIN20110805_162819_000000443105_00170_49322_6732.N1	05-AUG-2011 16:28:19	Dark	44.000	9	Alp Eri	0.45300	24000.	88	49322	No
210	GOM_NL__2PRFIN20110805_163330_000000563105_00170_49322_6733.N1	05-AUG-2011 16:33:30	Straylight	55.500	84	Alp Phe	2.3970	4500.0	111	49322	No
211	GOM_NL__2PRFIN20110805_163813_000000423105_00170_49322_6734.N1	05-AUG-2011 16:38:13	Straylight	42.000	31	Alp Gru	1.7340	15200.	84	49322	No
212	GOM_NL__2PRFIN20110805_164117_000000413105_00170_49322_6735.N1	05-AUG-2011 16:41:17	Straylight	41.000	172	Gam Gru	3.0030	13100.	82	49322	No
213	GOM_NL__2PRFIN20110805_164829_000000483105_00170_49322_6736.N1	05-AUG-2011 16:48:29	Bright	47.500	142	49Del Cap	2.8500	8900.0	95	49322	No
214	GOM_NL__2PRFIN20110805_165221_000000493105_00170_49322_6737.N1	05-AUG-2011 16:52:21	Bright	49.000	154	22Bet Aqr	2.8990	5700.0	98	49322	No
215	GOM_NL__2PRFIN20110805_165628_000000393105_00170_49322_6738.N1	05-AUG-2011 16:56:28	Bright	38.500	11	53Alp Aql	0.76500	8000.0	77	49322	No
216	GOM_NL__2PRFIN20110805_170431_000000433105_00170_49322_6739.N1	05-AUG-2011 17:04:31	Bright	42.500	92	53Eps Cyg	2.5000	4500.0	85	49322	No
217	GOM_NL__2PRFIN20110805_170553_000000383105_00170_49322_6740.N1	05-AUG-2011 17:05:53	Bright	37.500	66	37Gam Cyg	2.2080	5900.0	75	49322	No
218	GOM_NL__2PRFIN20110805_170741_000000423105_00170_49322_6741.N1	05-AUG-2011 17:07:41	Bright	42.000	19	50Alp Cyg	1.2460	10500.	84	49322	No
219	GOM_NL__2PRFIN20110805_171306_000000413105_00170_49322_6742.N1	05-AUG-2011 17:13:06	Bright	41.000	89	5Alp Cep	2.4510	8000.0	82	49322	No

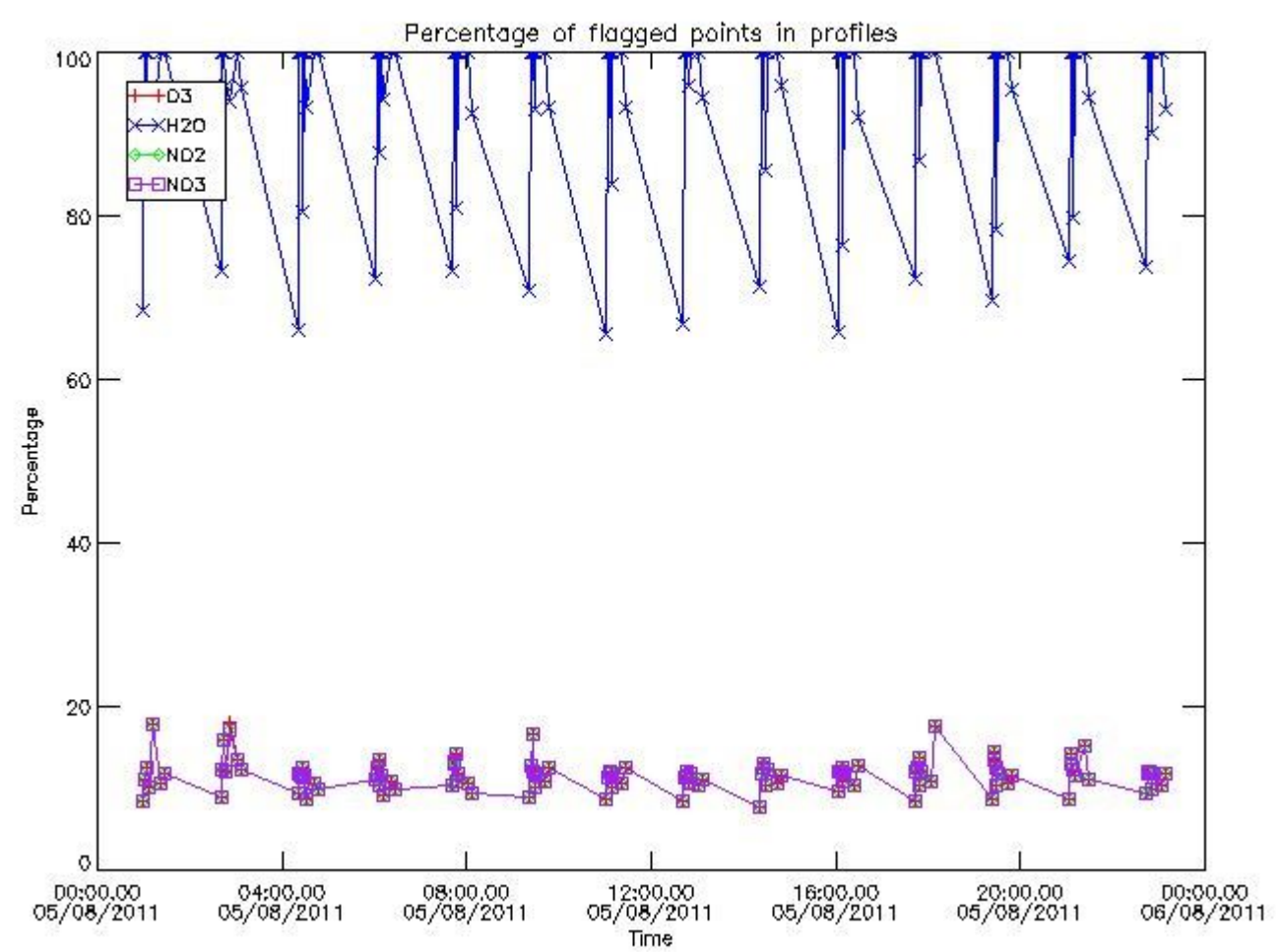
220	GOM_NL__2PRFIN20110805_173042_000000553105_00170_49322_6743.N1	05-AUG-2011 17:30:42	Bright	54.500	175	39Del Per	3.0100	19400.	109	49322	No
221	GOM_NL__2PRFIN20110805_173437_000000413105_00170_49322_6744.N1	05-AUG-2011 17:34:37	Bright	41.000	107	37The Aur	2.6490	11000.	82	49322	No
222	GOM_NL__2PRFIN20110805_173729_000000483105_00170_49322_6745.N1	05-AUG-2011 17:37:29	Bright	48.000	28	12Bet Tau	1.6500	15200.	96	49322	No
223	GOM_NL__2PRFIN20110805_173938_000000433105_00170_49322_6746.N1	05-AUG-2011 17:39:38	Tw_i_and_stray	43.000	176	23Zet Tau	3.0200	22000.	86	49322	No
224	GOM_NL__2PRFIN20110805_174223_000000603105_00170_49322_6747.N1	05-AUG-2011 17:42:23	Dark	60.000	13	87Alp Tau	0.86700	3800.0	120	49322	No
225	GOM_NL__2PRFIN20110805_174419_000000423105_00170_49322_6748.N1	05-AUG-2011 17:44:19	Dark	42.000	27	24Gam Ori	1.6360	26000.	84	49322	No
226	GOM_NL__2PRFIN20110805_174614_000000413105_00170_49322_6749.N1	05-AUG-2011 17:46:14	Dark	40.500	30	46Eps Ori	1.6940	30000.	81	49322	No
227	GOM_NL__2PRFIN20110805_174735_000000413105_00170_49322_6750.N1	05-AUG-2011 17:47:35	Dark	40.500	125	44Iot Ori	2.7700	30000.	81	49322	No
228	GOM_NL__2PRFIN20110805_174851_000000503105_00170_49322_6751.N1	05-AUG-2011 17:48:51	Dark	49.500	7	19Bet Ori	0.10000	14000.	99	49322	No
229	GOM_NL__2PRFIN20110805_175056_000000433105_00170_49322_6752.N1	05-AUG-2011 17:50:56	Dark	42.500	101	11Alp Lep	2.5820	7000.0	85	49322	No
230	GOM_NL__2PRFIN20110805_180328_000000483105_00171_49323_6769.N1	05-AUG-2011 18:03:28	Dark	47.500	157	The1Eri	2.9060	9300.0	95	49323	No
231	GOM_NL__2PRFIN20110805_180833_000000473105_00171_49323_6770.N1	05-AUG-2011 18:08:33	Dark	46.500	9	Alp Eri	0.45300	24000.	93	49323	No
232	GOM_NL__2PRFIN20110805_181345_000000543105_00171_49323_6771.N1	05-AUG-2011 18:13:45	Straylight	54.000	84	Alp Phe	2.3970	4500.0	108	49323	No
233	GOM_NL__2PRFIN20110805_181828_000000433105_00171_49323_6772.N1	05-AUG-2011 18:18:28	Straylight	42.500	31	Alp Gru	1.7340	15200.	85	49323	No
234	GOM_NL__2PRFIN20110805_182132_000000433105_00171_49323_6773.N1	05-AUG-2011 18:21:32	Straylight	43.000	172	Gam Gru	3.0030	13100.	86	49323	No
235	GOM_NL__2PRFIN20110805_182844_000000493105_00171_49323_6774.N1	05-AUG-2011 18:28:44	Bright	49.000	142	49Del Cap	2.8500	8900.0	98	49323	No
236	GOM_NL__2PRFIN20110805_183235_000000493105_00171_49323_6775.N1	05-AUG-2011 18:32:35	Bright	49.000	154	22Bet Aqr	2.8990	5700.0	98	49323	No
237	GOM_NL__2PRFIN20110805_183642_000000373105_00171_49323_6776.N1	05-AUG-2011 18:36:42	Bright	36.500	11	53Alp Aql	0.76500	8000.0	73	49323	No
238	GOM_NL__2PRFIN20110805_184445_000000433105_00171_49323_6777.N1	05-AUG-2011 18:44:45	Bright	42.500	92	53Eps Cyg	2.5000	4500.0	85	49323	No
239	GOM_NL__2PRFIN20110805_184606_000000413105_00171_49323_6778.N1	05-AUG-2011 18:46:06	Bright	40.500	66	37Gam Cyg	2.2080	5900.0	81	49323	No
240	GOM_NL__2PRFIN20110805_184754_000000413105_00171_49323_6779.N1	05-AUG-2011 18:47:54	Bright	41.000	19	50Alp Cyg	1.2460	10500.	82	49323	No
241	GOM_NL__2PRFIN20110805_185320_000000403105_00171_49323_6780.N1	05-AUG-2011 18:53:20	Bright	40.000	89	5Alp Cep	2.4510	8000.0	80	49323	No
242	GOM_NL__2PRFIN20110805_191055_000000503105_00171_49323_6781.N1	05-AUG-2011 19:10:55	Bright	49.500	175	39Del Per	3.0100	19400.	99	49323	No
243	GOM_NL__2PRFIN20110805_191451_000000373105_00171_49323_6782.N1	05-AUG-2011 19:14:51	Bright	37.000	107	37The Aur	2.6490	11000.	74	49323	No
244	GOM_NL__2PRFIN20110805_191743_000000483105_00171_49323_6783.N1	05-AUG-2011 19:17:43	Bright	47.500	28	12Bet Tau	1.6500	15200.	95	49323	No
245	GOM_NL__2PRFIN20110805_191952_000000413105_00171_49323_6784.N1	05-AUG-2011 19:19:52	Tw_i_and_stray	41.000	176	23Zet Tau	3.0200	22000.	82	49323	No
246	GOM_NL__2PRFIN20110805_192237_000000583105_00171_49323_6785.N1	05-AUG-2011 19:22:37	Dark	58.000	13	87Alp Tau	0.86700	3800.0	116	49323	No
247	GOM_NL__2PRFIN20110805_192434_000000433105_00171_49323_6786.N1	05-AUG-2011 19:24:34	Dark	42.500	27	24Gam Ori	1.6360	26000.	85	49323	No
248	GOM_NL__2PRFIN20110805_192629_000000423105_00171_49323_6787.N1	05-AUG-2011 19:26:29	Dark	41.500	30	46Eps Ori	1.6940	30000.	83	49323	No
249	GOM_NL__2PRFIN20110805_192750_000000413105_00171_49323_6788.N1	05-AUG-2011 19:27:50	Dark	40.500	125	44Iot Ori	2.7700	30000.	81	49323	No
250	GOM_NL__2PRFIN20110805_192906_000000493105_00171_49323_6789.N1	05-AUG-2011 19:29:06	Dark	49.000	7	19Bet Ori	0.10000	14000.	98	49323	No
251	GOM_NL__2PRFIN20110805_193111_000000443105_00171_49323_6790.N1	05-AUG-2011 19:31:11	Dark	43.500	101	11Alp Lep	2.5820	7000.0	87	49323	No
252	GOM_NL__2PRFIN20110805_194343_000000483105_00172_49324_6888.N1	05-AUG-2011 19:43:43	Dark	48.000	157	The1Eri	2.9060	9300.0	96	49324	No
253	GOM_NL__2PRFIN20110805_194848_000000453105_00172_49324_6889.N1	05-AUG-2011 19:48:48	Dark	44.500	9	Alp Eri	0.45300	24000.	89	49324	No
254	GOM_NL__2PRFIN20110805_195400_000000533105_00172_49324_6890.N1	05-AUG-2011 19:54:00	Straylight	52.500	84	Alp Phe	2.3970	4500.0	105	49324	No
255	GOM_NL__2PRFIN20110805_195842_000000423105_00172_49324_6891.N1	05-AUG-2011 19:58:42	Straylight	42.000	31	Alp Gru	1.7340	15200.	84	49324	No
256	GOM_NL__2PRFIN20110805_200146_000000443105_00172_49324_6892.N1	05-AUG-2011 20:01:46	Straylight	44.000	172	Gam Gru	3.0030	13100.	88	49324	No
257	GOM_NL__2PRFIN20110805_200858_000000483105_00172_49324_6893.N1	05-AUG-2011 20:08:58	Bright	48.000	142	49Del Cap	2.8500	8900.0	96	49324	No
258	GOM_NL__2PRFIN20110805_201249_000000493105_00172_49324_6894.N1	05-AUG-2011 20:12:49	Bright	48.500	154	22Bet Aqr	2.8990	5700.0	97	49324	No
259	GOM_NL__2PRFIN20110805_201656_000000373105_00172_49324_6895.N1	05-AUG-2011 20:16:56	Bright	37.000	11	53Alp Aql	0.76500	8000.0	74	49324	No
260	GOM_NL__2PRFIN20110805_202458_000000433105_00172_49324_6896.N1	05-AUG-2011 20:24:58	Bright	42.500	92	53Eps Cyg	2.5000	4500.0	85	49324	No
261	GOM_NL__2PRFIN20110805_202620_000000413105_00172_49324_6897.N1	05-AUG-2011 20:26:20	Bright	40.500	66	37Gam Cyg	2.2080	5900.0	81	49324	No
262	GOM_NL__2PRFIN20110805_202808_000000593105_00172_49324_6898.N1	05-AUG-2011 20:28:08	Bright	59.000	19	50Alp Cyg	1.2460	10500.	118	49324	No
263	GOM_NL__2PRFIN20110805_203333_000000413105_00172_49324_6899.N1	05-AUG-2011 20:33:33	Bright	40.500	89	5Alp Cep	2.4510	8000.0	81	49324	No
264	GOM_NL__2PRFIN20110805_205109_000000463105_00172_49324_6900.N1	05-AUG-2011 20:51:09	Bright	45.500	175	39Del Per	3.0100	19400.	91	49324	No
265	GOM_NL__2PRFIN20110805_205505_000000343105_00172_49324_6901.N1	05-AUG-2011 20:55:05	Bright	34.000	107	37The Aur	2.6490	11000.	68	49324	No
266	GOM_NL__2PRFIN20110805_205757_000000463105_00172_49324_6902.N1	05-AUG-2011 20:57:57	Bright	46.000	28	12Bet Tau	1.6500	15200.	92	49324	No
267	GOM_NL__2PRFIN20110805_210006_000000413105_00172_49324_6903.N1	05-AUG-2011 21:00:06	Tw_i_and_stray	41.000	176	23Zet Tau	3.0200	22000.	82	49324	No
268	GOM_NL__2PRFIN20110805_210251_000000593105_00172_49324_6904.N1	05-AUG-2011 21:02:51	Dark	59.000	13	87Alp Tau	0.86700	3800.0	118	49324	No
269	GOM_NL__2PRFIN20110805_210448_000000433105_00172_49324_6905.N1	05-AUG-2011 21:04:48	Dark	43.000	27	24Gam Ori	1.6360	26000.	86	49324	No
270	GOM_NL__2PRFIN20110805_210643_000000433105_00172_49324_6906.N1	05-AUG-2011 21:06:43	Dark	43.000	30	46Eps Ori	1.6940	30000.	86	49324	No
271	GOM_NL__2PRFIN20110805_210804_000000423105_00172_49324_6907.N1	05-AUG-2011 21:08:04	Dark	41.500	125	44Iot Ori	2.7700	30000.	83	49324	No
272	GOM_NL__2PRFIN20110805_210920_000000503105_00172_49324_6908.N1	05-AUG-2011 21:09:20	Dark	50.000	7	19Bet Ori	0.10000	14000.	100	49324	No
273	GOM_NL__2PRFIN20110805_211125_000000453105_00172_49324_6909.N1	05-AUG-2011 21:11:25	Dark	44.500	101	11Alp Lep	2.5820	7000.0	89	49324	No
274	GOM_NL__2PRFIN20110805_212358_000000503105_00173_49325_6985.N1	05-AUG-2011 21:23:58	Dark	50.000	157	The1Eri	2.9060	9300.0	100	49325	No
275	GOM_NL__2PRFIN20110805_212903_000000463105_00173_49325_6986.N1	05-AUG-2011 21:29:03	Dark	46.000	9	Alp Eri	0.45300	24000.	92	49325	No
276	GOM_NL__2PRFIN20110805_213415_000000533105_00173_49325_6987.N1	05-AUG-2011 21:34:15	Straylight	53.000	84	Alp Phe	2.3970	4500.0	106	49325	No
277	GOM_NL__2PRFIN20110805_213856_000000443105_00173_49325_6988.N1	05-AUG-2011 21:38:56	Straylight	43.500	31	Alp Gru	1.7340	15200.	87	49325	No
278	GOM_NL__2PRFIN20110805_214200_000000443105_00173_49325_6989.N1	05-AUG-2011 21:42:00	Straylight	44.000	172	Gam Gru	3.0030	13100.	88	49325	No

279	GOM_NL__2PRFIN20110805_214912_000000493105_00173_49325_6990.N1	05-AUG-2011 21:49:12	Bright	48.500	142	49Del Cap	2.8500	8900.0	97	49325	No
280	GOM_NL__2PRFIN20110805_215303_000000483105_00173_49325_6991.N1	05-AUG-2011 21:53:03	Bright	48.000	154	22Bet Aqr	2.8990	5700.0	96	49325	No
281	GOM_NL__2PRFIN20110805_215710_000000383105_00173_49325_6992.N1	05-AUG-2011 21:57:10	Bright	38.000	11	53Alp Aql	0.76500	8000.0	76	49325	No
282	GOM_NL__2PRFIN20110805_220512_000000433105_00173_49325_6993.N1	05-AUG-2011 22:05:12	Bright	42.500	92	53Eps Cyg	2.5000	4500.0	85	49325	No
283	GOM_NL__2PRFIN20110805_220634_000000413105_00173_49325_6994.N1	05-AUG-2011 22:06:34	Bright	40.500	66	37Gam Cyg	2.2080	5900.0	81	49325	No
284	GOM_NL__2PRFIN20110805_220822_000000413105_00173_49325_6995.N1	05-AUG-2011 22:08:22	Bright	41.000	19	50Alp Cyg	1.2460	10500.	82	49325	No
285	GOM_NL__2PRFIN20110805_221347_000000403105_00173_49325_6996.N1	05-AUG-2011 22:13:47	Bright	40.000	89	5Alp Cep	2.4510	8000.0	80	49325	No
286	GOM_NL__2PRFIN20110805_223123_000000713105_00173_49325_6997.N1	05-AUG-2011 22:31:23	Bright	71.000	175	39Del Per	3.0100	19400.	142	49325	No
287	GOM_NL__2PRFIN20110805_223519_000000393105_00173_49325_6998.N1	05-AUG-2011 22:35:19	Bright	39.000	107	37The Aur	2.6490	11000.	78	49325	No
288	GOM_NL__2PRFIN20110805_223811_000000443105_00173_49325_6999.N1	05-AUG-2011 22:38:11	Bright	44.000	28	12Bet Tau	1.6500	15200.	88	49325	No
289	GOM_NL__2PRFIN20110805_224021_000000433105_00173_49325_7000.N1	05-AUG-2011 22:40:21	Tw_i_and_stray	42.500	176	23Zet Tau	3.0200	22000.	85	49325	No
290	GOM_NL__2PRFIN20110805_224306_000000653105_00173_49325_7001.N1	05-AUG-2011 22:43:06	Dark	65.000	13	87Alp Tau	0.86700	3800.0	130	49325	No
291	GOM_NL__2PRFIN20110805_224502_000000443105_00173_49325_7002.N1	05-AUG-2011 22:45:02	Dark	43.500	27	24Gam Ori	1.6360	26000.	87	49325	No
292	GOM_NL__2PRFIN20110805_224657_000000473105_00173_49325_7003.N1	05-AUG-2011 22:46:57	Dark	46.500	30	46Eps Ori	1.6940	30000.	93	49325	No
293	GOM_NL__2PRFIN20110805_224818_000000423105_00173_49325_7004.N1	05-AUG-2011 22:48:18	Dark	42.000	125	44lot Ori	2.7700	30000.	84	49325	No
294	GOM_NL__2PRFIN20110805_224934_000000513105_00173_49325_7005.N1	05-AUG-2011 22:49:34	Dark	51.000	7	19Bet Ori	0.10000	14000.	102	49325	No
295	GOM_NL__2PRFIN20110805_225139_000000433105_00173_49325_7006.N1	05-AUG-2011 22:51:39	Dark	43.000	101	11Alp Lep	2.5820	7000.0	86	49325	No
296	GOM_NL__2PRFIN20110805_230413_000000493105_00174_49326_6972.N1	05-AUG-2011 23:04:13	Dark	49.000	157	The1Eri	2.9060	9300.0	98	49326	No
297	GOM_NL__2PRFIN20110805_230917_000000433105_00174_49326_6973.N1	05-AUG-2011 23:09:17	Dark	43.000	9	Alp Eri	0.45300	24000.	86	49326	No
298	GOM_NL__2PRFIN20110805_231429_000000553105_00174_49326_6974.N1	05-AUG-2011 23:14:29	Straylight	54.500	84	Alp Phe	2.3970	4500.0	109	49326	No
299	GOM_NL__2PRFIN20110805_231911_000000443105_00174_49326_6975.N1	05-AUG-2011 23:19:11	Straylight	44.000	31	Alp Gru	1.7340	15200.	88	49326	No
300	GOM_NL__2PRFIN20110805_232215_000000443105_00174_49326_6976.N1	05-AUG-2011 23:22:15	Straylight	44.000	172	Gam Gru	3.0030	13100.	88	49326	No
301	GOM_NL__2PRFIN20110805_232926_000000493105_00174_49326_6977.N1	05-AUG-2011 23:29:26	Bright	49.000	142	49Del Cap	2.8500	8900.0	98	49326	No
302	GOM_NL__2PRFIN20110805_233316_000000503105_00174_49326_6978.N1	05-AUG-2011 23:33:16	Bright	49.500	154	22Bet Aqr	2.8990	5700.0	99	49326	No
303	GOM_NL__2PRFIN20110805_233724_000000373105_00174_49326_6979.N1	05-AUG-2011 23:37:24	Bright	36.500	11	53Alp Aql	0.76500	8000.0	73	49326	No
304	GOM_NL__2PRFIN20110805_234525_000000433105_00174_49326_6980.N1	05-AUG-2011 23:45:25	Bright	42.500	92	53Eps Cyg	2.5000	4500.0	85	49326	No
305	GOM_NL__2PRFIN20110805_234647_000000373105_00174_49326_6981.N1	05-AUG-2011 23:46:47	Bright	36.500	66	37Gam Cyg	2.2080	5900.0	73	49326	No
306	GOM_NL__2PRFIN20110805_234835_000000423105_00174_49326_6982.N1	05-AUG-2011 23:48:35	Bright	41.500	19	50Alp Cyg	1.2460	10500.	83	49326	No
307	GOM_NL__2PRFIN20110805_235400_000000403105_00174_49326_6983.N1	05-AUG-2011 23:54:00	Bright	40.000	89	5Alp Cep	2.4510	8000.0	80	49326	No

### 3. Quality information per product

In this section it is plotted some information contained in the Quality Summary data set of the level 2 products. Only products in dark limb conditions and without errors (error flag in the MPH set to "0") are used.

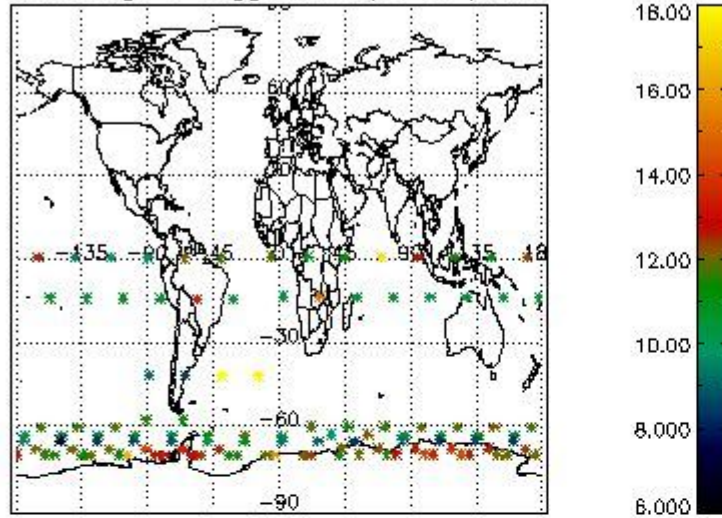
#### 3.1 Plot quality information per product (time dependant)



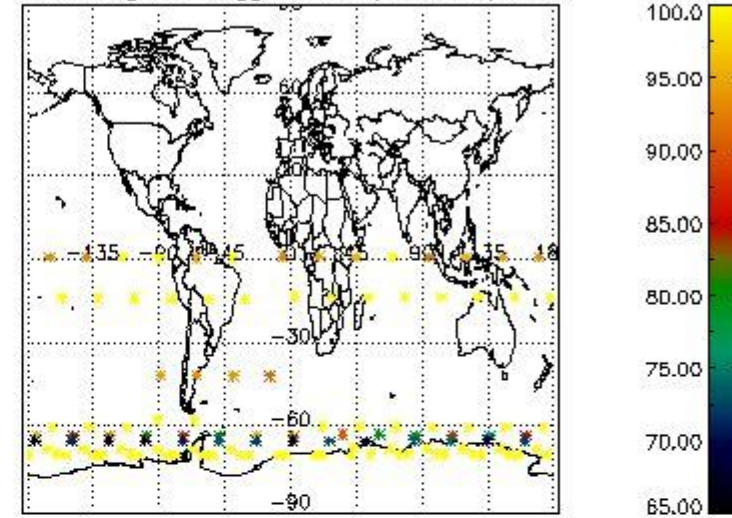
3.2 Plot quality information per product (world map)



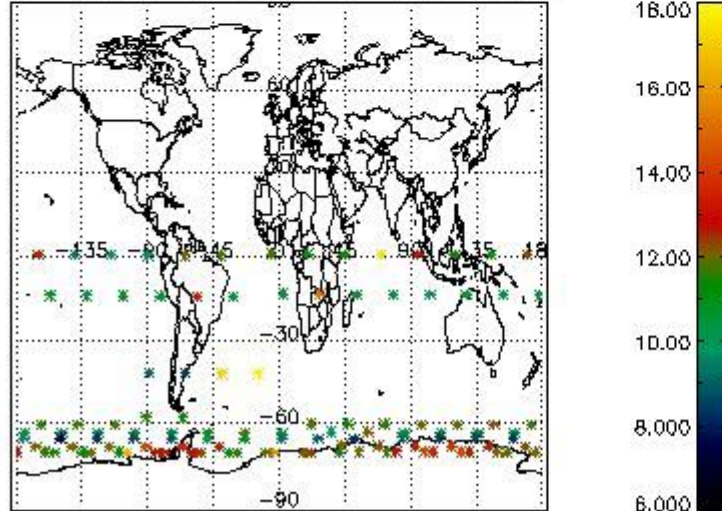
Percentage of flagged data per O3 profile



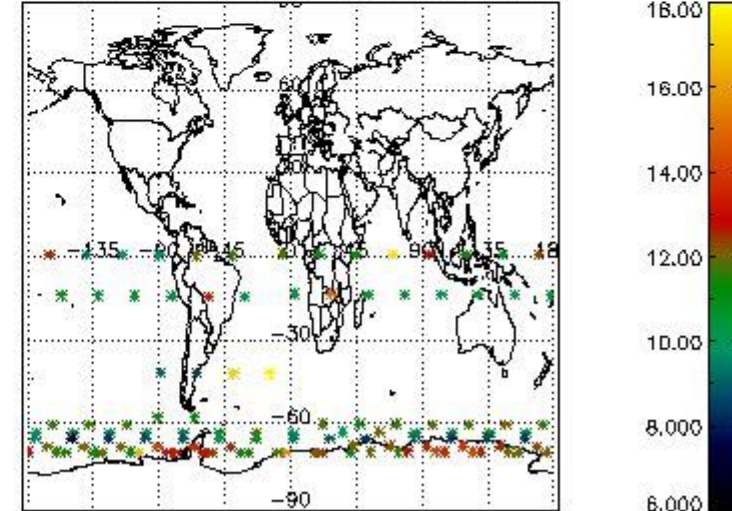
Percentage of flagged data per H2O profile



Percentage of flagged data per NO2 profile



Percentage of flagged data per NO3 profile

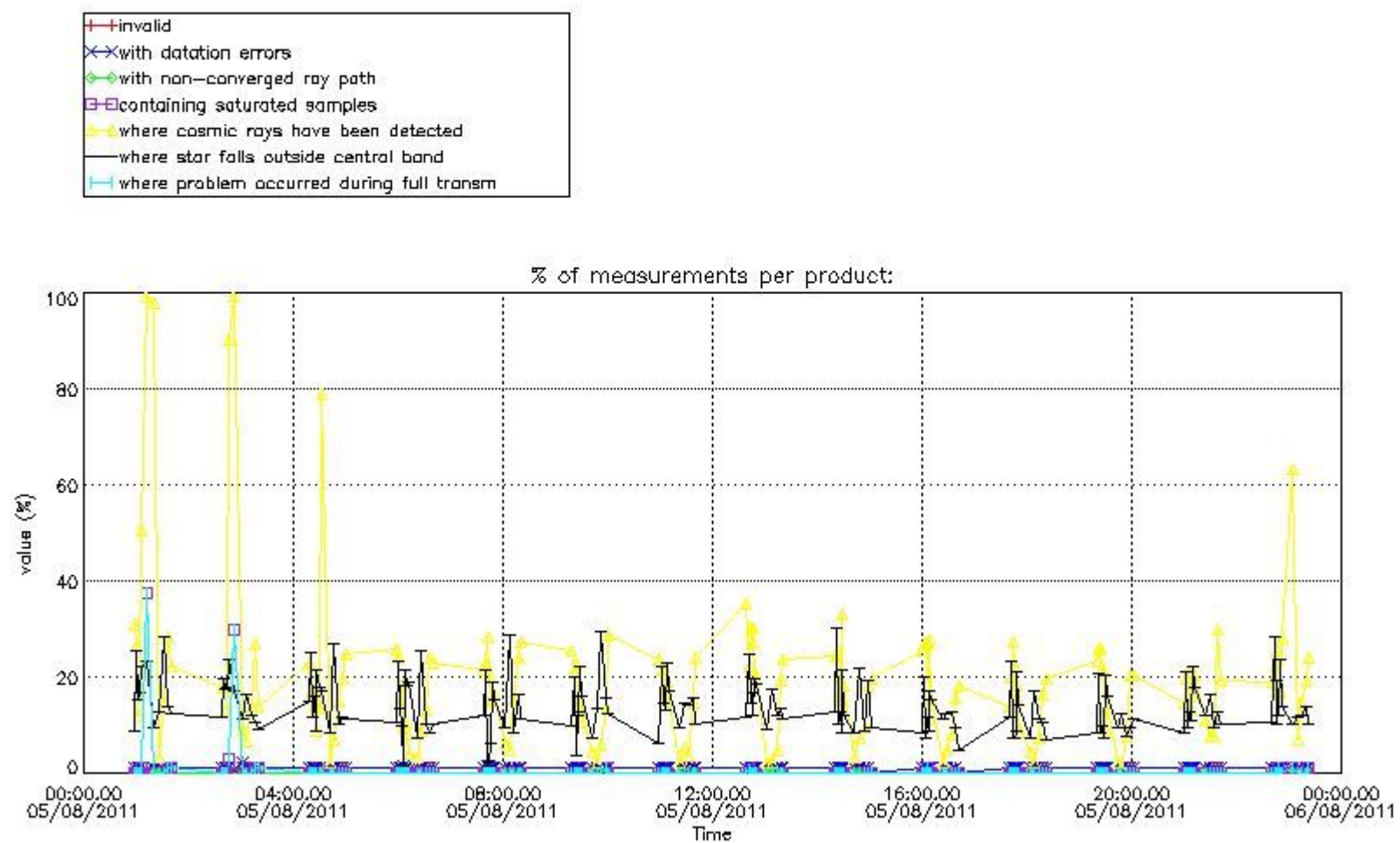


#### 4. Level 1 quality information per product

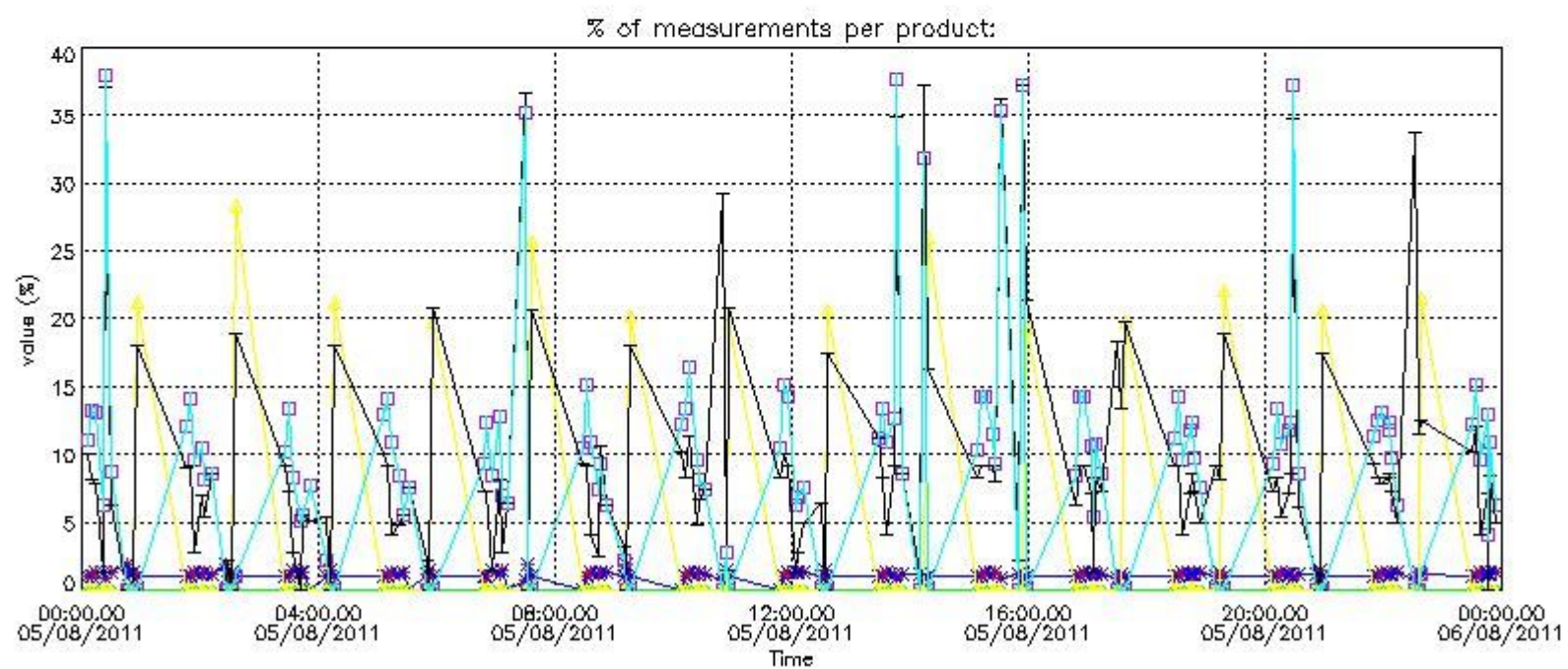
In this section it is plotted some information contained in the Quality Summary data set of the level 2 products that comes from the level 1b processing. Products without errors (error flag in the MPH set to "0") are used.

##### 4.1 Plot quality information per product (time dependant) coming from level 1b processing

###### 4.1.1 Plot level 1 quality information per product (time dependant): ENVISAT ASCENDING passes

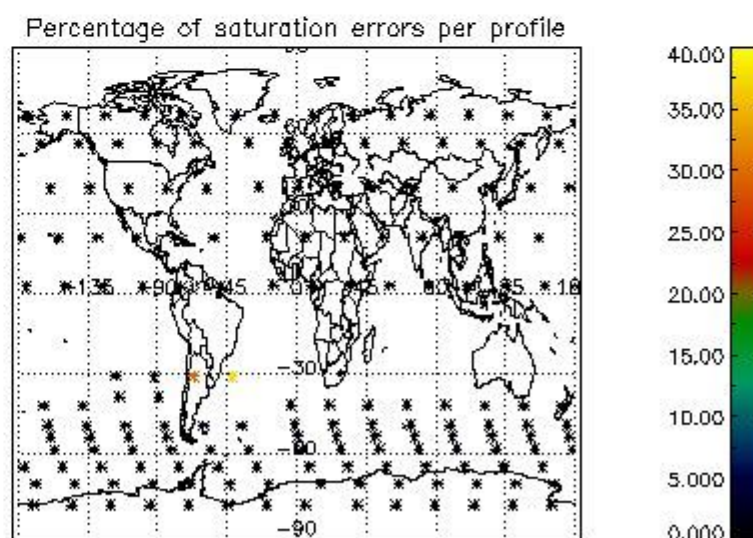
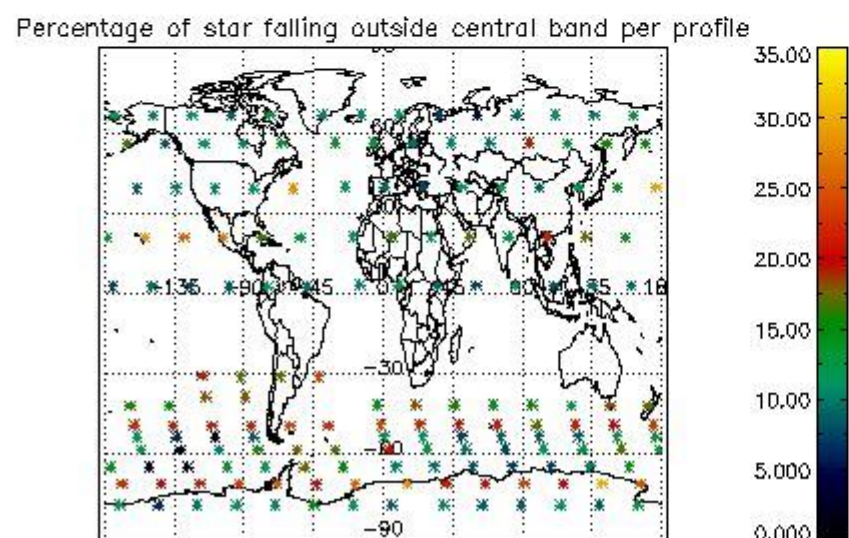
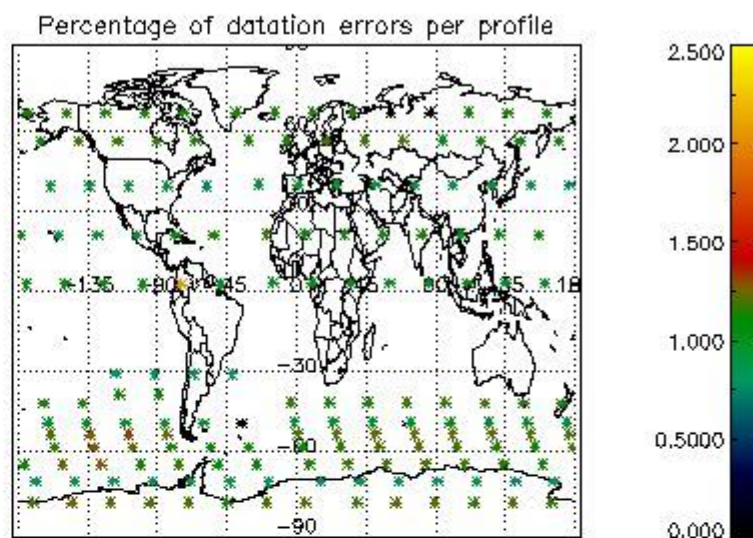
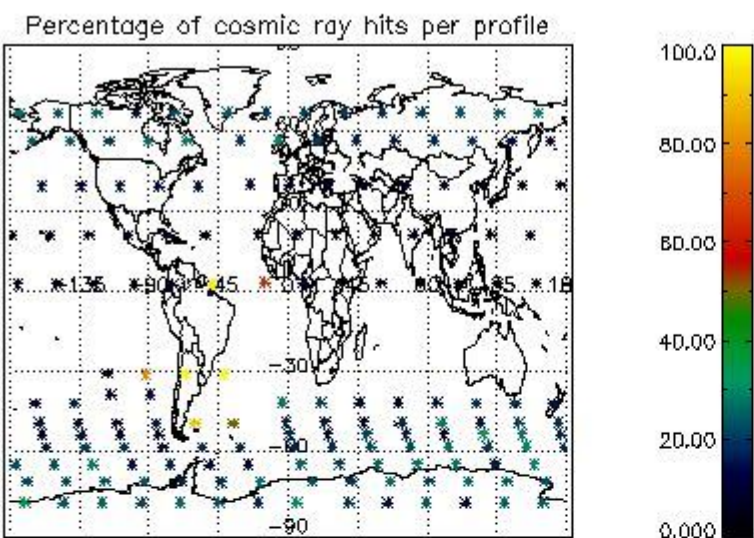


4.1.2 Plot level 1 quality information per product (time dependant): ENVI SAT DESCENDING passes

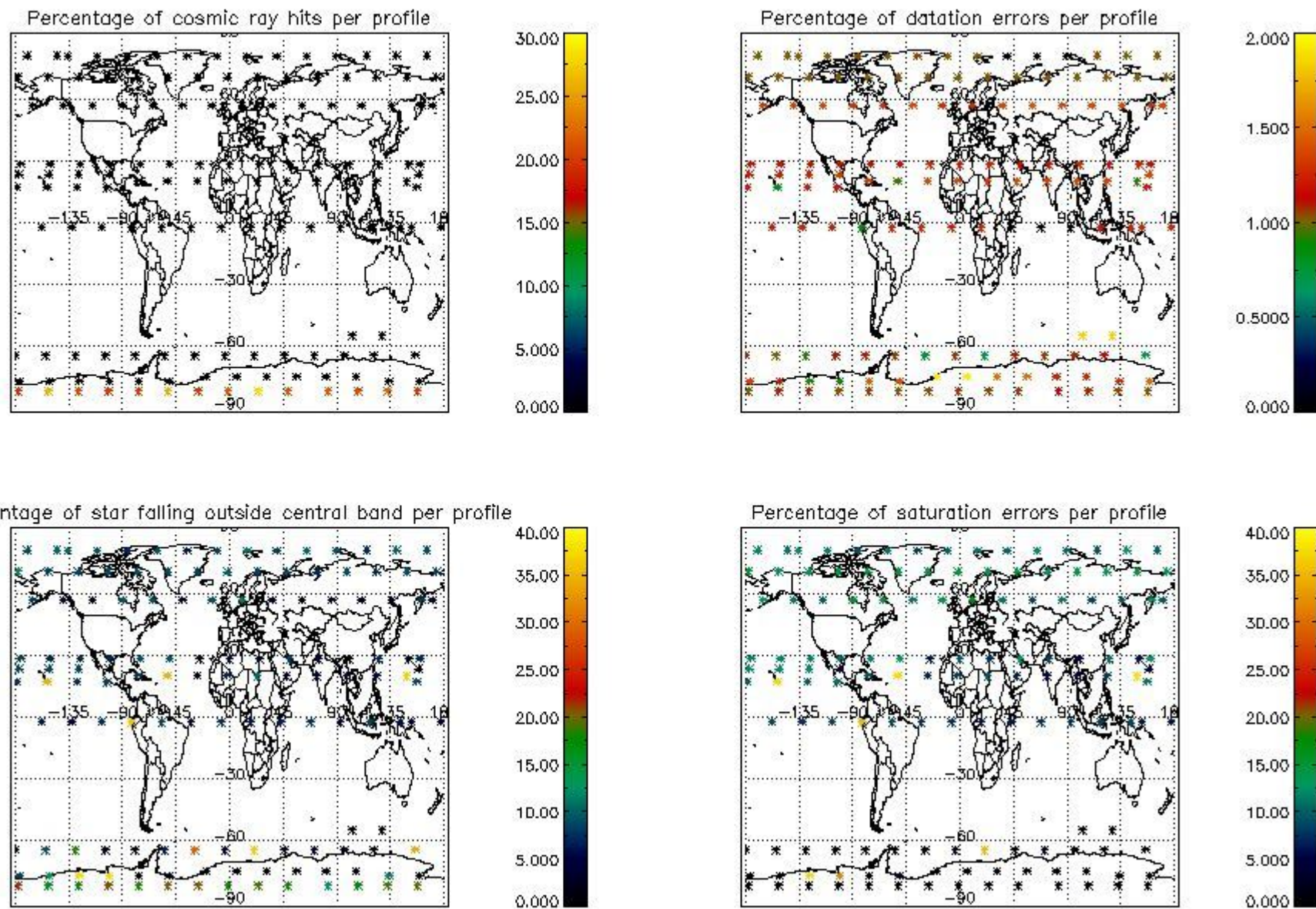


#### 4.2 Plot quality information per product coming from level 1b processing (world map)

##### 4.2.1 Plot level 1 quality information per product (world map): ENVISAT ASCENDING passes



4.2.2 Plot level 1 quality information per product (world map): ENVISAT DESCENDING passes



## 5. Trace gas profiles

### 5.1 Ozone statistics based on quality of products

The final quality of the products can be "measured" using the STD (Standard Deviation) attached to every point profile. This information is written to the parameter GOM\_NL\_\_2P/NL\_LOCAL\_SPECIES\_DENSITY/o3\_std of the level 2 products. The table below shows the statistics for given STD ranges.

The statistics are given with respect to the overall valid production:

- Products without fatal errors: GOM\_NL\_\_2P/MPH/PRODUCT\_ERR=0
- Valid point profile: GOM\_NL\_\_2P/NL\_LOCAL\_SPECIES\_DENSITY/pcd(0)=0

The 'Criteria' is applied to valid points of dark limb products:

- Products in dark limb illumination condition: GOM\_NL\_\_2P/NL\_SUMMARY\_QUALITY/obs\_ill\_cond=0
- Products without fatal errors: GOM\_NL\_\_2P/MPH/PRODUCT\_ERR=0
- Valid point profile: GOM\_NL\_\_2P/NL\_LOCAL\_SPECIES\_DENSITY/pcd(0)=0

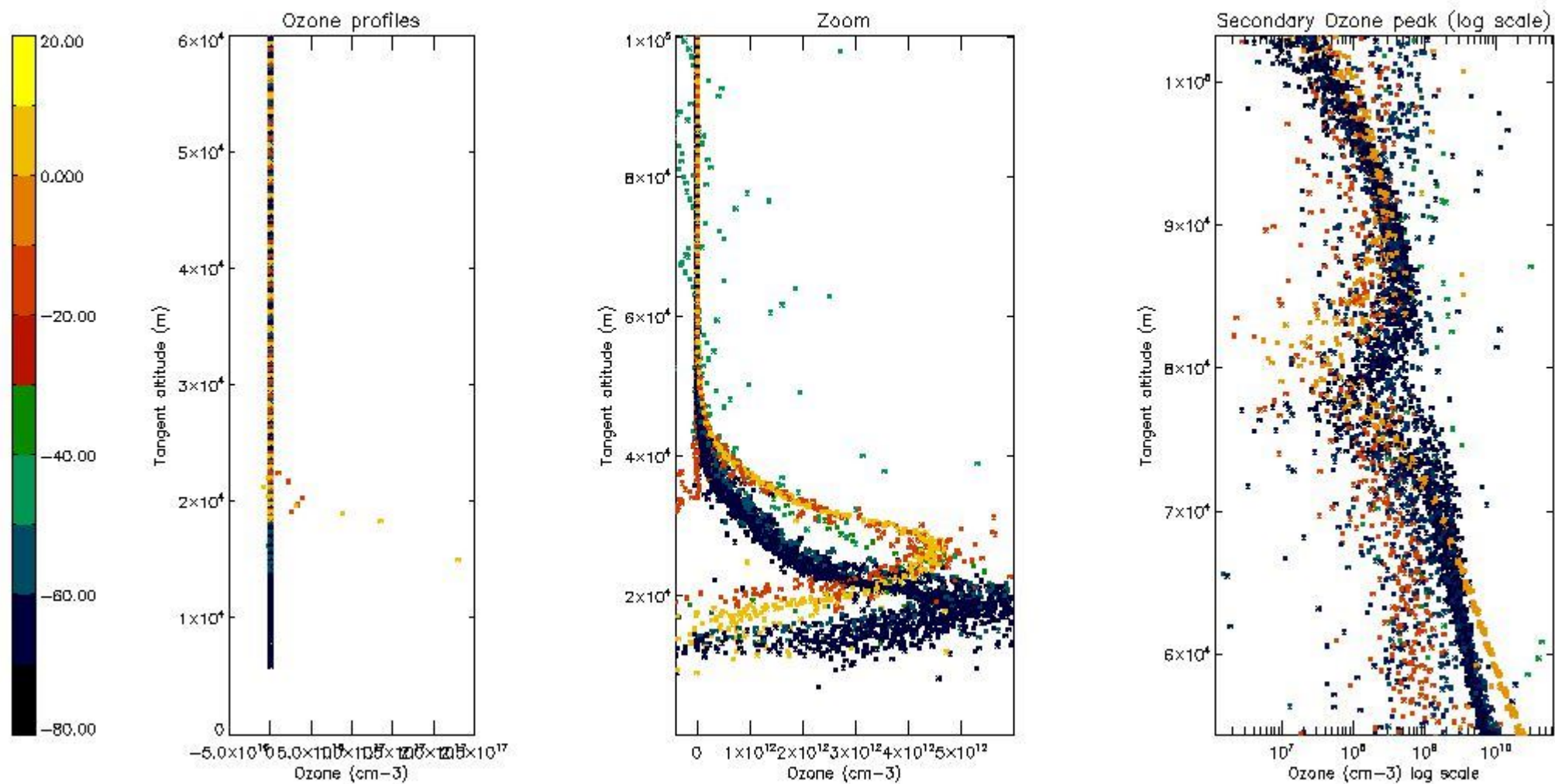
So, the table below shows the percentage of dark limb and valid observations for each criteria with respect to the overall valid daily observations.

Criteria	% of total production
All STD	39
STD < 20	21

STD < 10	16
STD < 5	12

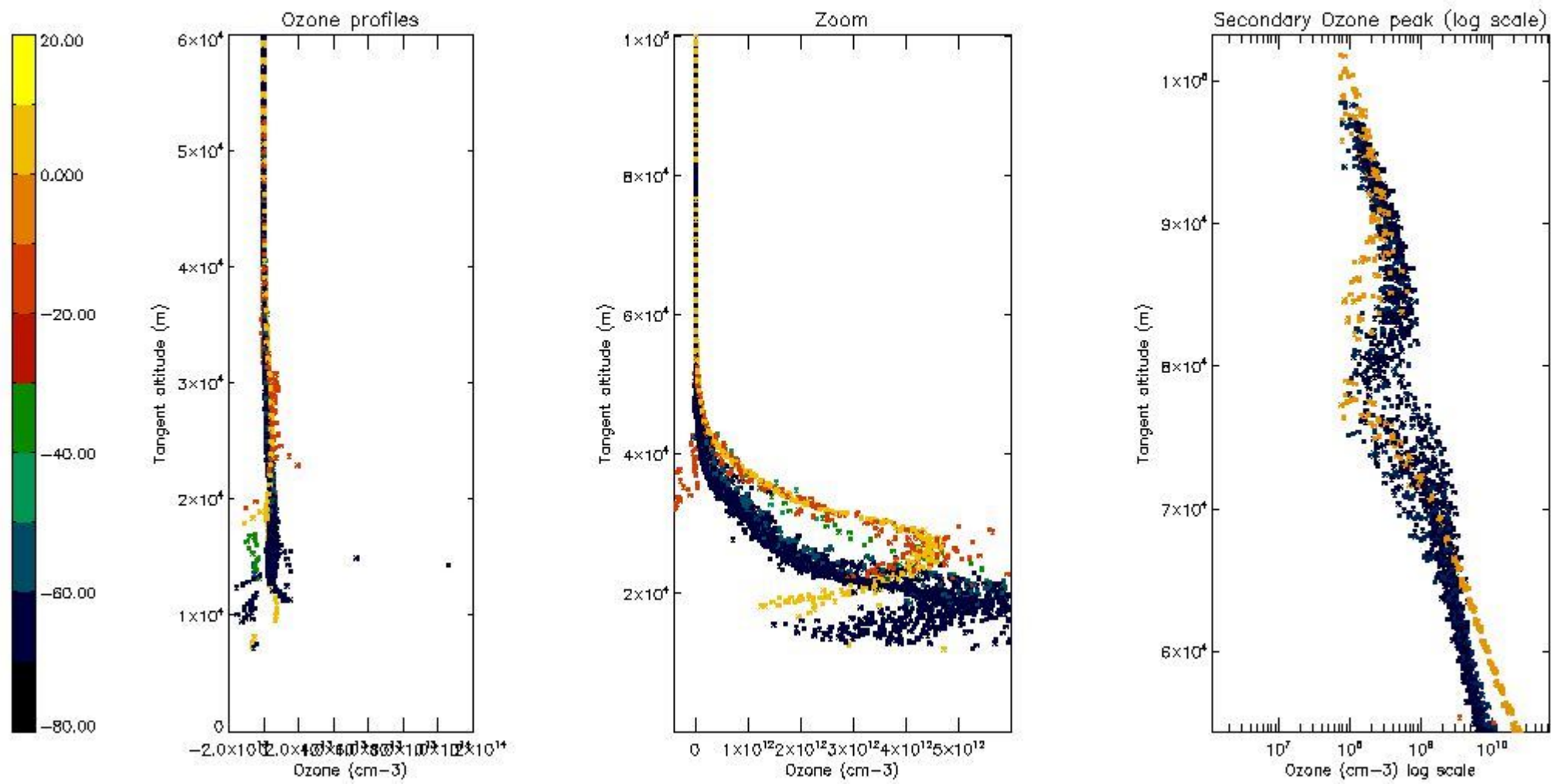
5.2 Plot ozone profiles for all STD (dark without errors)

The colorbar represents the latitude.



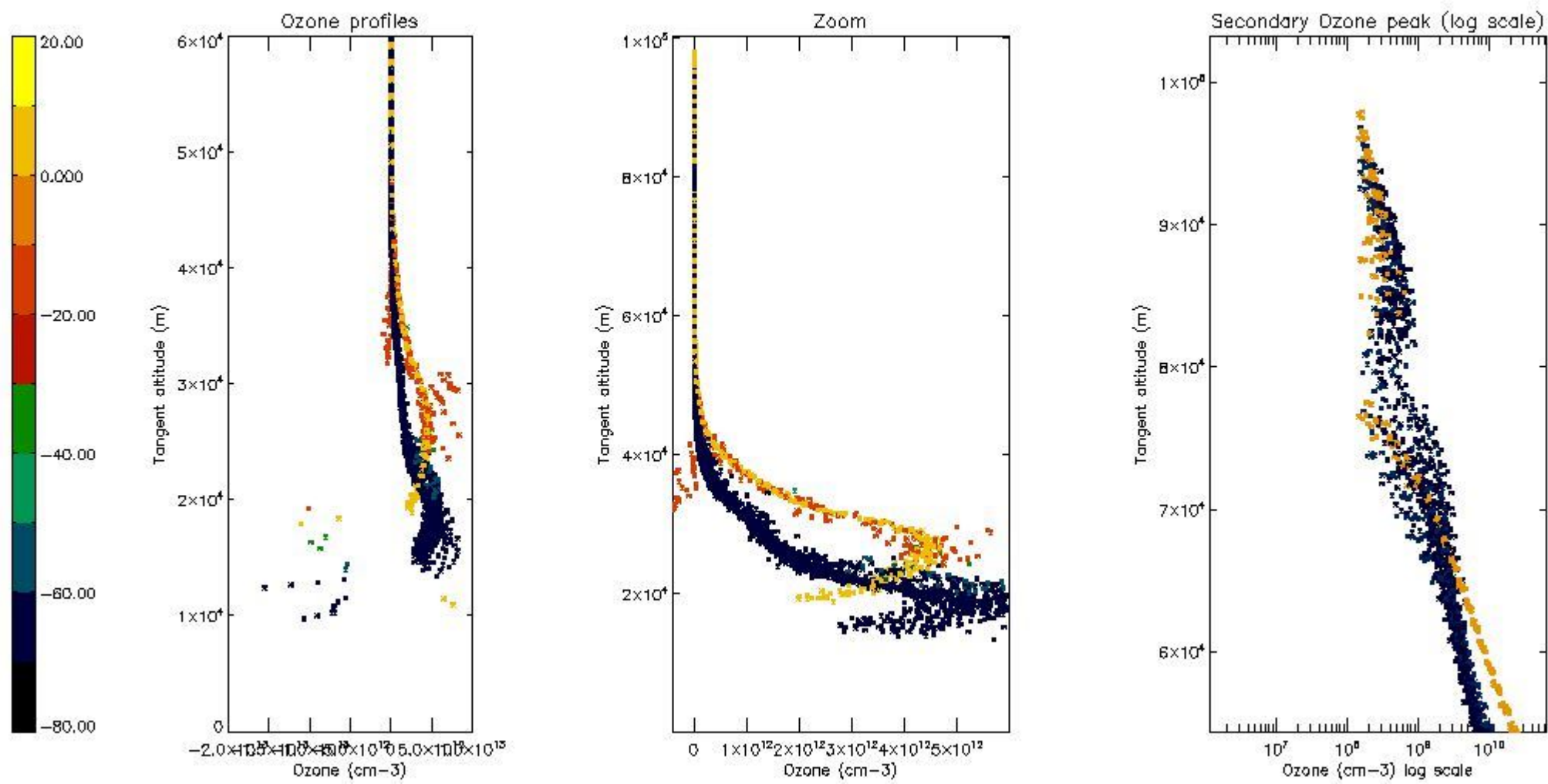
5.3 Plot ozone profiles where STD < 20% (dark without errors)

The colorbar represents the latitude.



5.4 Plot ozone profiles where  $STD < 10\%$  (dark without errors)

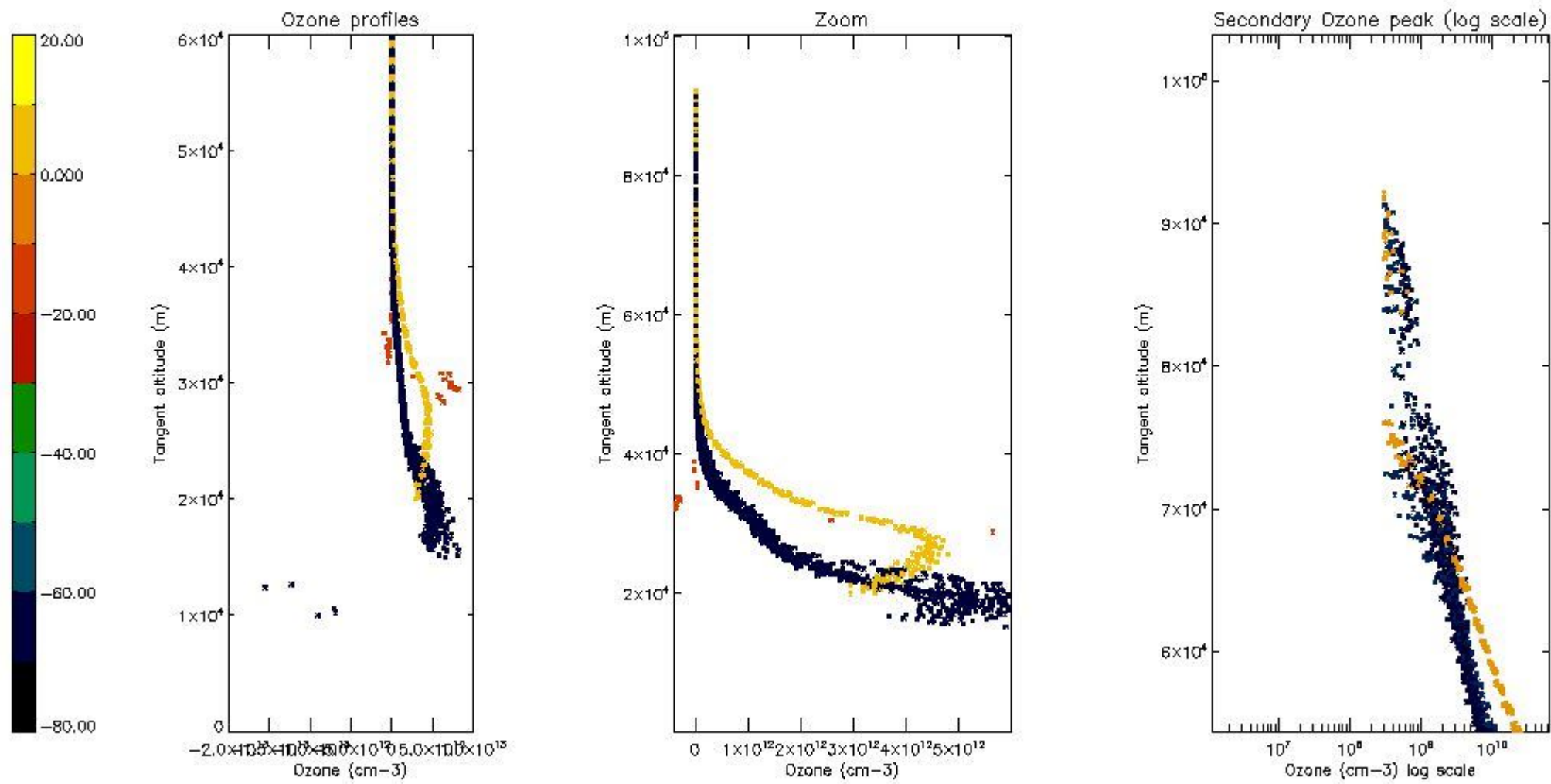
The colorbar represents the latitude.



*5.5 Plot ozone profiles where STD < 5% (dark without errors)*

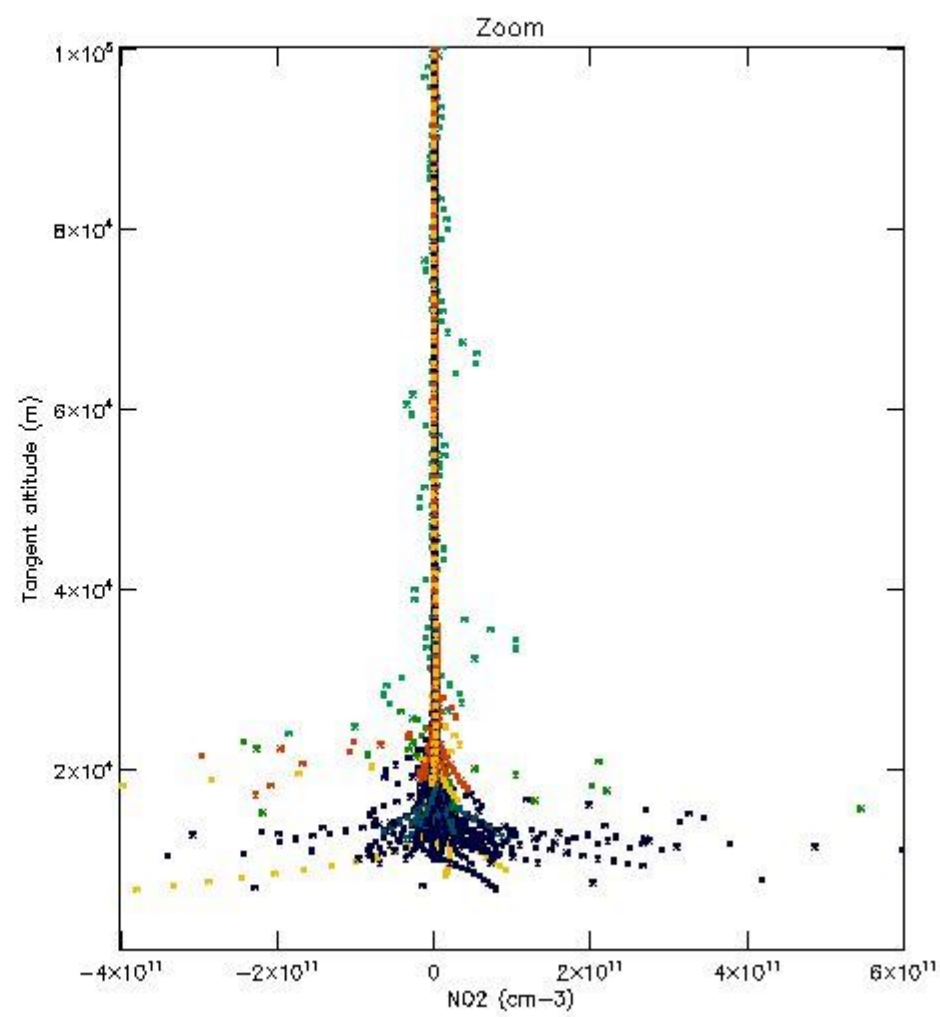
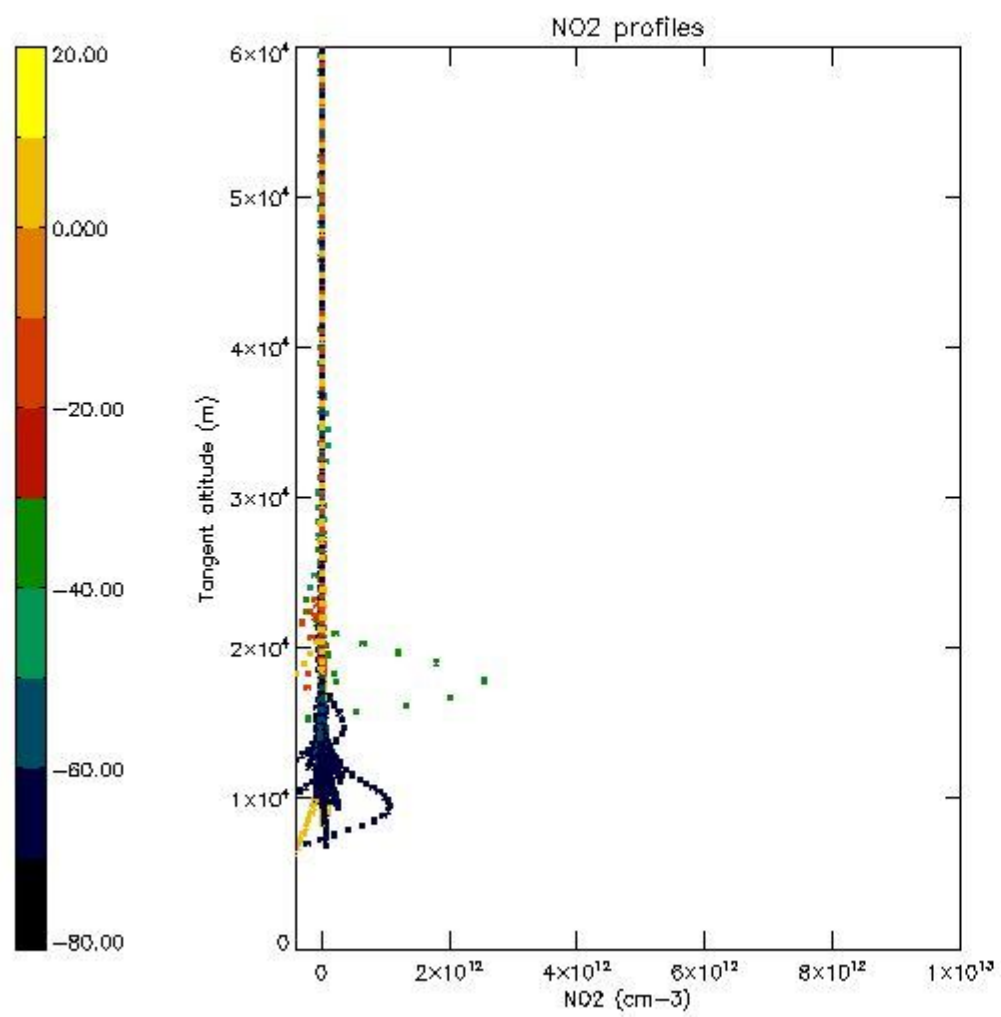
The colorbar represents the latitude.





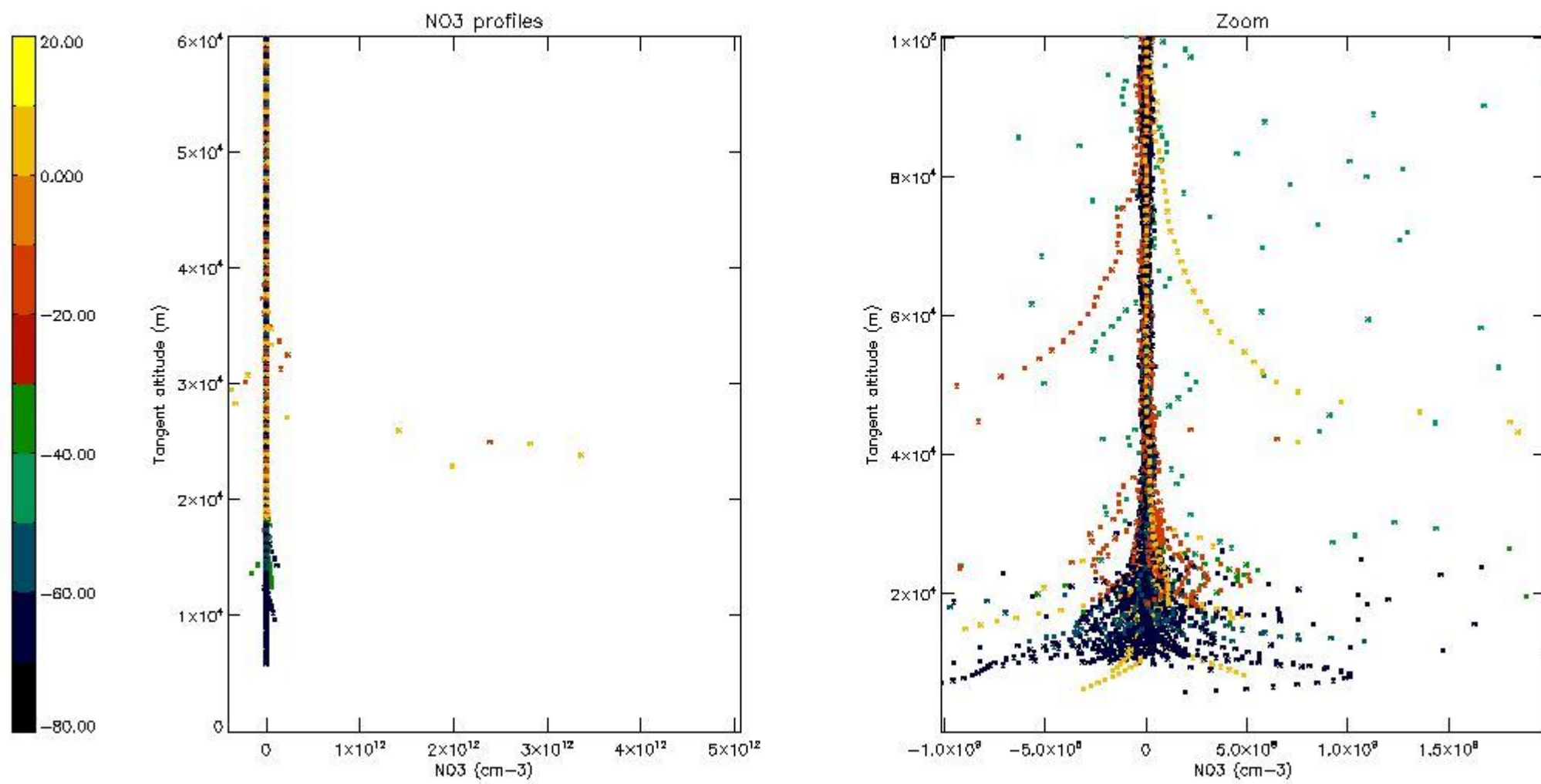
*5.6 Plot NO<sub>2</sub> profiles for all STD (dark without errors)*

The colorbar represents the latitude.



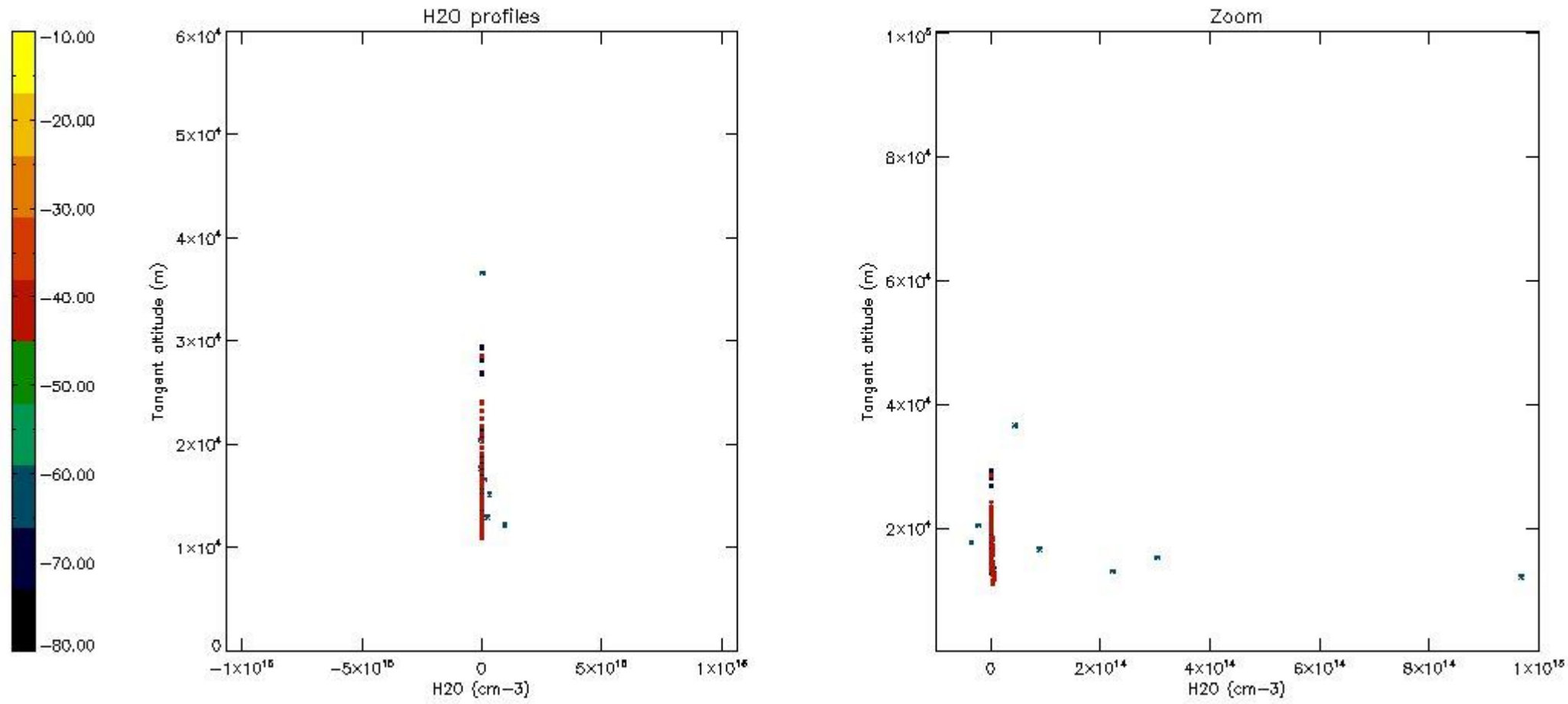
*5.7 Plot NO3 profiles for all STD (dark without errors)*

The colorbar represents the latitude.



*5.8 Plot H2O profiles for all STD (only for occultations of stars 1,2,3,4,13,14,16,26,63 dark without errors)*

The colorbar represents the latitude.



## 6. Auxiliary Data Files used for the production reported in section 2

The number reported in the third column indicates since which file (see list in section 2) the corresponding auxiliary file has been used. The fourth column is the date of those product files.

Type	Auxiliary Filename	Used since product	Used since product date
INST_PHYS_CHARACTERISTICS	GOM_INS_AXVIEC20091111_143220_20030716_120000_20500101_000000	1	05-AUG-2011 00:06:09
LEVEL-2_PROC_CONFIG	GOM_PR2_AXVIEC20091111_152718_20020301_000000_20500101_000000	1	05-AUG-2011 00:06:09
CROSS_SECTIONS_FILE	GOM_CRS_AXVIEC20091111_154832_20020301_000000_20500101_000000	1	05-AUG-2011 00:06:09

# GOMOS Level 2 Daily Report

## SUMMARY

### [1. General Info](#)

### [2. Summary of processed GOM\\_NL\\_2P products](#)

### [3. Level 2 Quality information per product](#)

#### [3.1 Plot of level 2 quality information per product \(time dependant\)](#)

#### [3.2 Plot of level 2 quality information per product \(world map\)](#)

### [4. Level 1 Quality information per product \(stored on level 2 products\)](#)

#### [4.1 Plot of level 1 quality information per product \(time dependant\)](#)

##### [4.1.1 Plot of level 1 quality information per product \(time dependant\): ASCENDING](#)

##### [4.1.2 Plot of level 1 quality information per product \(time dependant\): DESCENDING](#)

#### [4.2 Plot of level 1 quality information per product \(world map\)](#)

##### [4.2.1 Plot of level 1 quality information per product \(world map\): ASCENDING](#)

##### [4.2.2 Plot of level 1 quality information per product \(world map\): DESCENDING](#)

### [5. Ozone profiles based on quality statistics and other trace gas profiles](#)

#### [5.1 Ozone statistics based on quality of products](#)

#### [5.2 Plot ozone profiles for all STD \(dark without errors\)](#)

#### [5.3 Plot ozone profiles where STD < 20% \(dark without errors\)](#)

#### [5.4. Plot ozone profiles where STD < 10% \(dark without errors\)](#)

#### [5.5. Plot ozone profiles where STD < 5% \(dark without errors\)](#)

#### [5.6 Plot NO2 profiles for all STD \(dark without errors\)](#)

#### [5.7 Plot NO3 profiles for all STD \(dark without errors\)](#)

#### [5.8 Plot H2O profiles \(only for occultations of stars 1,2,3,4,13,14,16,26,63 dark without errors\) for all STD](#)

### [6. Auxiliary Data Files used for the production reported in section 2](#)











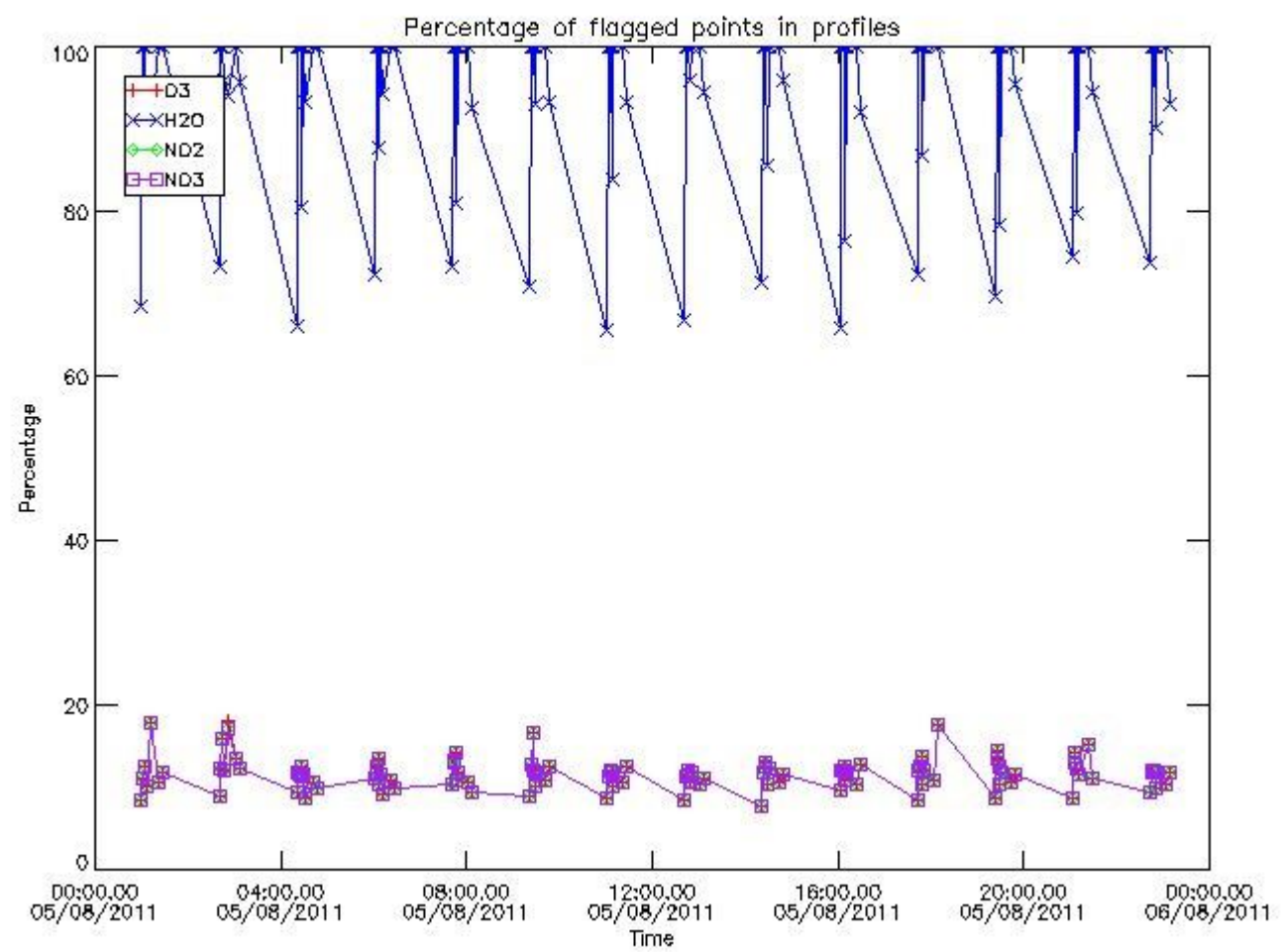


279	GOM_NL__2PRFIN20110805_214912_000000493105_00173_49325_6990.N1	05-AUG-2011 21:49:12	Bright	48.500	142	49Del Cap	2.8500	8900.0	97	49325	No
280	GOM_NL__2PRFIN20110805_215303_000000483105_00173_49325_6991.N1	05-AUG-2011 21:53:03	Bright	48.000	154	22Bet Aqr	2.8990	5700.0	96	49325	No
281	GOM_NL__2PRFIN20110805_215710_000000383105_00173_49325_6992.N1	05-AUG-2011 21:57:10	Bright	38.000	11	53Alp Aql	0.76500	8000.0	76	49325	No
282	GOM_NL__2PRFIN20110805_220512_000000433105_00173_49325_6993.N1	05-AUG-2011 22:05:12	Bright	42.500	92	53Eps Cyg	2.5000	4500.0	85	49325	No
283	GOM_NL__2PRFIN20110805_220634_000000413105_00173_49325_6994.N1	05-AUG-2011 22:06:34	Bright	40.500	66	37Gam Cyg	2.2080	5900.0	81	49325	No
284	GOM_NL__2PRFIN20110805_220822_000000413105_00173_49325_6995.N1	05-AUG-2011 22:08:22	Bright	41.000	19	50Alp Cyg	1.2460	10500.	82	49325	No
285	GOM_NL__2PRFIN20110805_221347_000000403105_00173_49325_6996.N1	05-AUG-2011 22:13:47	Bright	40.000	89	5Alp Cep	2.4510	8000.0	80	49325	No
286	GOM_NL__2PRFIN20110805_223123_000000713105_00173_49325_6997.N1	05-AUG-2011 22:31:23	Bright	71.000	175	39Del Per	3.0100	19400.	142	49325	No
287	GOM_NL__2PRFIN20110805_223519_000000393105_00173_49325_6998.N1	05-AUG-2011 22:35:19	Bright	39.000	107	37The Aur	2.6490	11000.	78	49325	No
288	GOM_NL__2PRFIN20110805_223811_000000443105_00173_49325_6999.N1	05-AUG-2011 22:38:11	Bright	44.000	28	12Bet Tau	1.6500	15200.	88	49325	No
289	GOM_NL__2PRFIN20110805_224021_000000433105_00173_49325_7000.N1	05-AUG-2011 22:40:21	Tw_i_and_stray	42.500	176	23Zet Tau	3.0200	22000.	85	49325	No
290	GOM_NL__2PRFIN20110805_224306_000000653105_00173_49325_7001.N1	05-AUG-2011 22:43:06	Dark	65.000	13	87Alp Tau	0.86700	3800.0	130	49325	No
291	GOM_NL__2PRFIN20110805_224502_000000443105_00173_49325_7002.N1	05-AUG-2011 22:45:02	Dark	43.500	27	24Gam Ori	1.6360	26000.	87	49325	No
292	GOM_NL__2PRFIN20110805_224657_000000473105_00173_49325_7003.N1	05-AUG-2011 22:46:57	Dark	46.500	30	46Eps Ori	1.6940	30000.	93	49325	No
293	GOM_NL__2PRFIN20110805_224818_000000423105_00173_49325_7004.N1	05-AUG-2011 22:48:18	Dark	42.000	125	44lot Ori	2.7700	30000.	84	49325	No
294	GOM_NL__2PRFIN20110805_224934_000000513105_00173_49325_7005.N1	05-AUG-2011 22:49:34	Dark	51.000	7	19Bet Ori	0.10000	14000.	102	49325	No
295	GOM_NL__2PRFIN20110805_225139_000000433105_00173_49325_7006.N1	05-AUG-2011 22:51:39	Dark	43.000	101	11Alp Lep	2.5820	7000.0	86	49325	No
296	GOM_NL__2PRFIN20110805_230413_000000493105_00174_49326_6972.N1	05-AUG-2011 23:04:13	Dark	49.000	157	The1Eri	2.9060	9300.0	98	49326	No
297	GOM_NL__2PRFIN20110805_230917_000000433105_00174_49326_6973.N1	05-AUG-2011 23:09:17	Dark	43.000	9	Alp Eri	0.45300	24000.	86	49326	No
298	GOM_NL__2PRFIN20110805_231429_000000553105_00174_49326_6974.N1	05-AUG-2011 23:14:29	Straylight	54.500	84	Alp Phe	2.3970	4500.0	109	49326	No
299	GOM_NL__2PRFIN20110805_231911_000000443105_00174_49326_6975.N1	05-AUG-2011 23:19:11	Straylight	44.000	31	Alp Gru	1.7340	15200.	88	49326	No
300	GOM_NL__2PRFIN20110805_232215_000000443105_00174_49326_6976.N1	05-AUG-2011 23:22:15	Straylight	44.000	172	Gam Gru	3.0030	13100.	88	49326	No
301	GOM_NL__2PRFIN20110805_232926_000000493105_00174_49326_6977.N1	05-AUG-2011 23:29:26	Bright	49.000	142	49Del Cap	2.8500	8900.0	98	49326	No
302	GOM_NL__2PRFIN20110805_233316_000000503105_00174_49326_6978.N1	05-AUG-2011 23:33:16	Bright	49.500	154	22Bet Aqr	2.8990	5700.0	99	49326	No
303	GOM_NL__2PRFIN20110805_233724_000000373105_00174_49326_6979.N1	05-AUG-2011 23:37:24	Bright	36.500	11	53Alp Aql	0.76500	8000.0	73	49326	No
304	GOM_NL__2PRFIN20110805_234525_000000433105_00174_49326_6980.N1	05-AUG-2011 23:45:25	Bright	42.500	92	53Eps Cyg	2.5000	4500.0	85	49326	No
305	GOM_NL__2PRFIN20110805_234647_000000373105_00174_49326_6981.N1	05-AUG-2011 23:46:47	Bright	36.500	66	37Gam Cyg	2.2080	5900.0	73	49326	No
306	GOM_NL__2PRFIN20110805_234835_000000423105_00174_49326_6982.N1	05-AUG-2011 23:48:35	Bright	41.500	19	50Alp Cyg	1.2460	10500.	83	49326	No
307	GOM_NL__2PRFIN20110805_235400_000000403105_00174_49326_6983.N1	05-AUG-2011 23:54:00	Bright	40.000	89	5Alp Cep	2.4510	8000.0	80	49326	No

### 3. Quality information per product

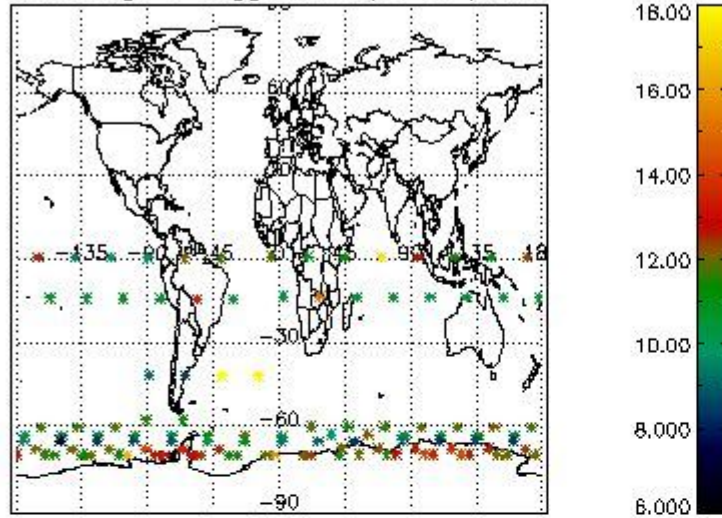
In this section it is plotted some information contained in the Quality Summary data set of the level 2 products. Only products in dark limb conditions and without errors (error flag in the MPH set to "0") are used.

#### 3.1 Plot quality information per product (time dependant)

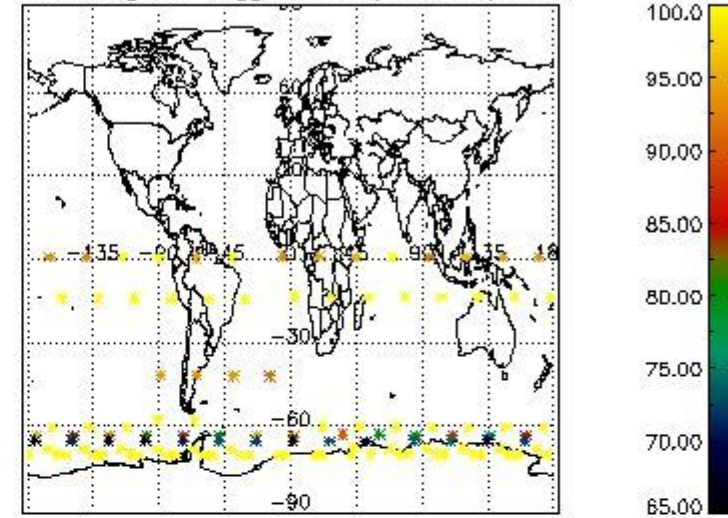


*3.2 Plot quality information per product (world map)*

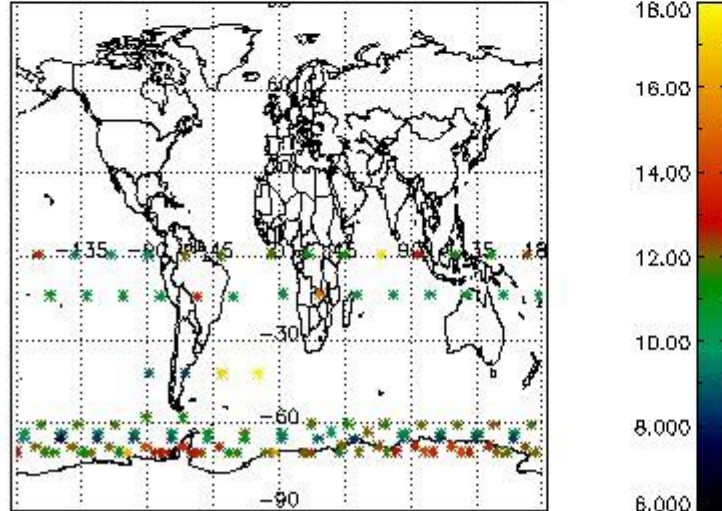
Percentage of flagged data per O3 profile



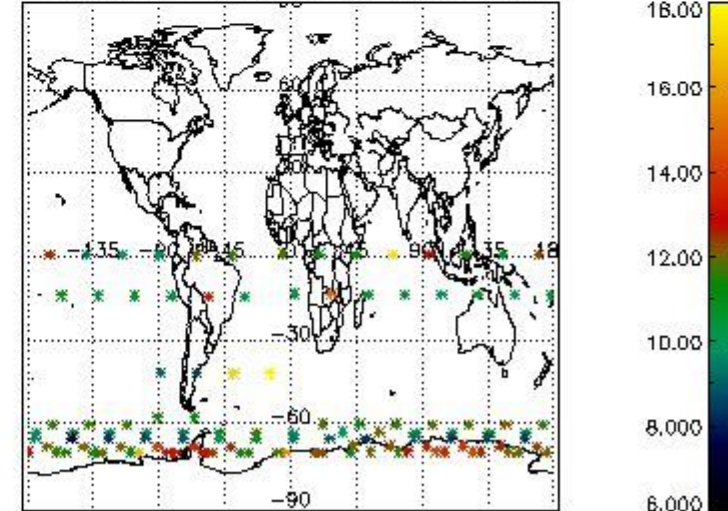
Percentage of flagged data per H2O profile



Percentage of flagged data per NO2 profile



Percentage of flagged data per NO3 profile

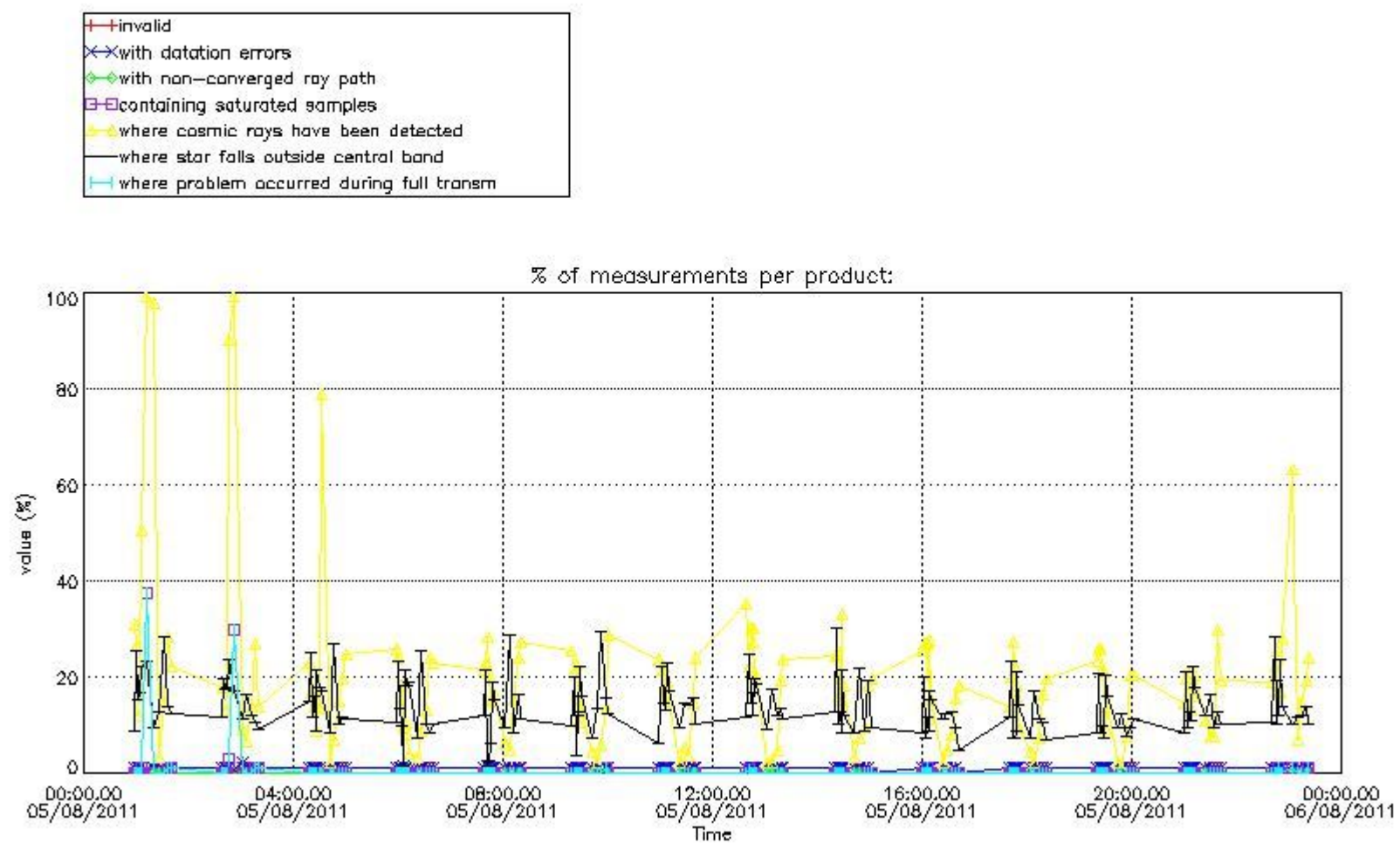


#### 4. Level 1 quality information per product

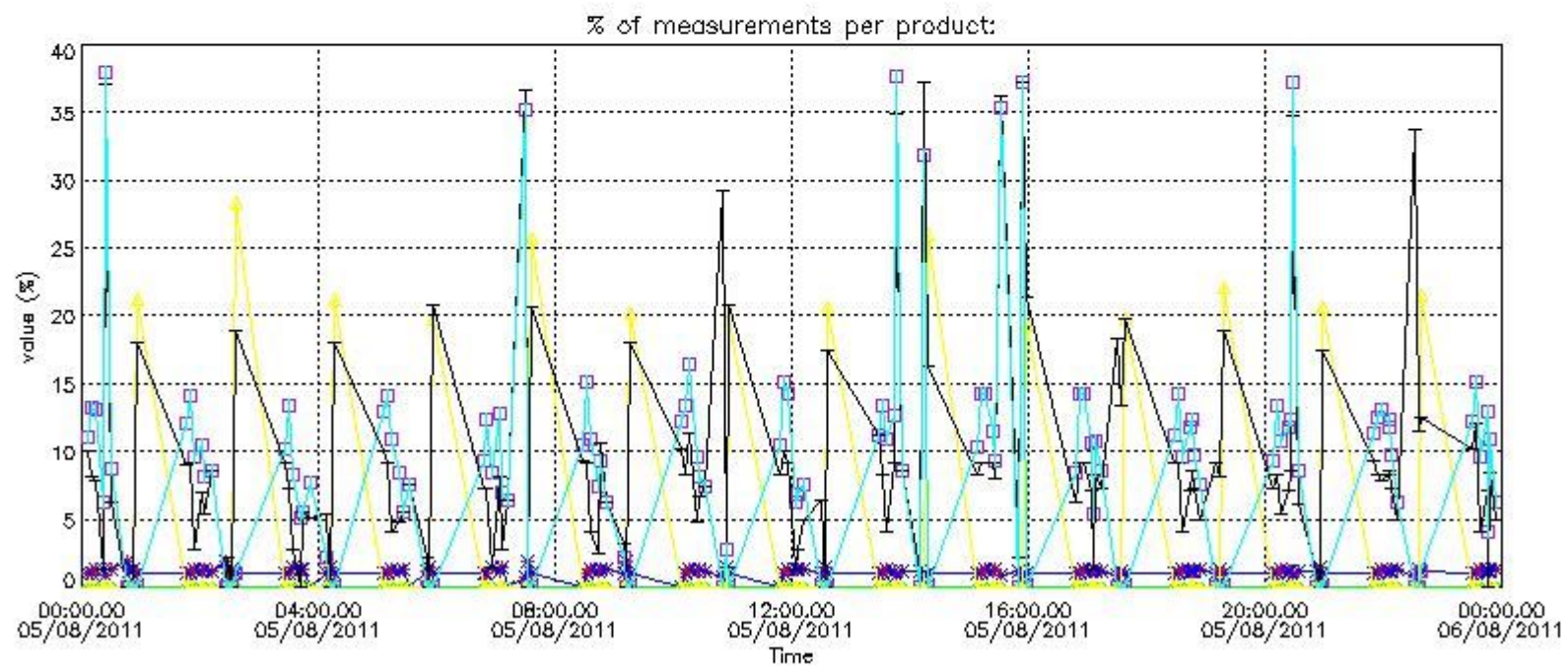
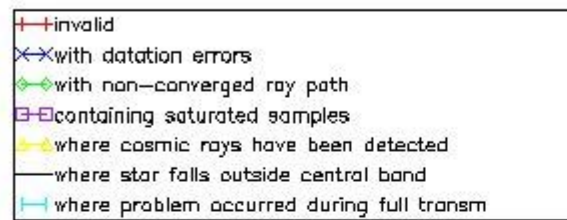
In this section it is plotted some information contained in the Quality Summary data set of the level 2 products that comes from the level 1b processing. Products without errors (error flag in the MPH set to "0") are used.

##### 4.1 Plot quality information per product (time dependant) coming from level 1b processing

##### 4.1.1 Plot level 1 quality information per product (time dependant): ENVISAT ASCENDING passes

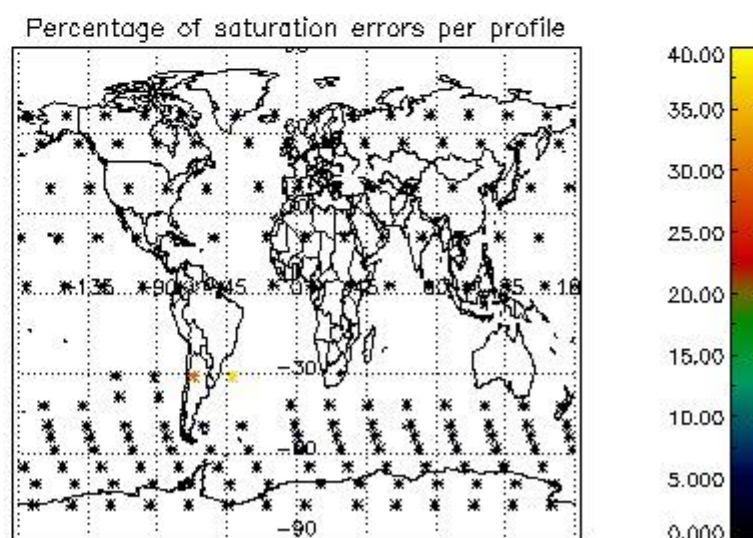
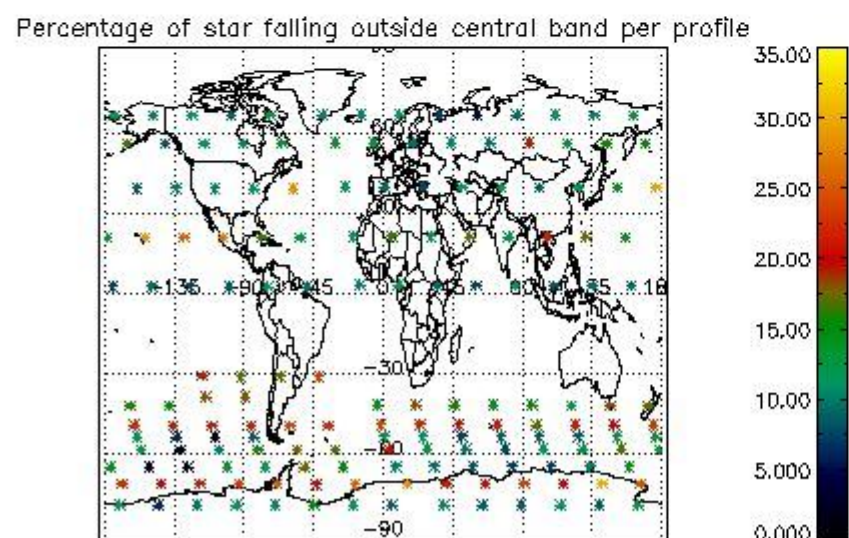
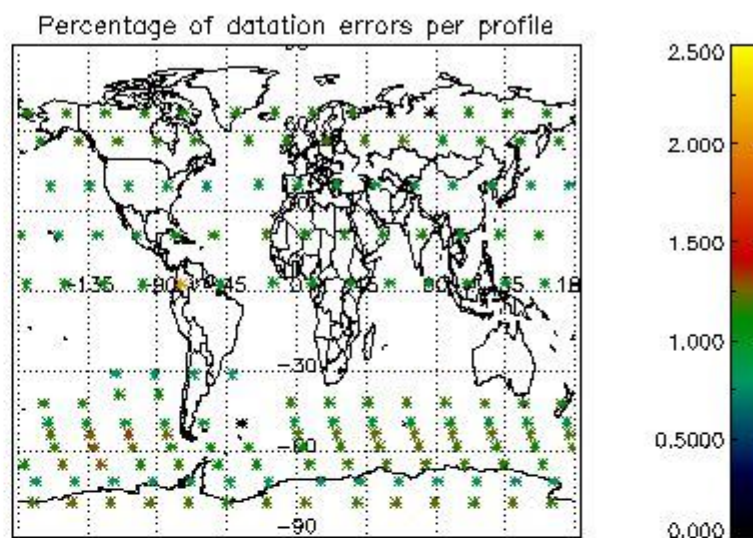
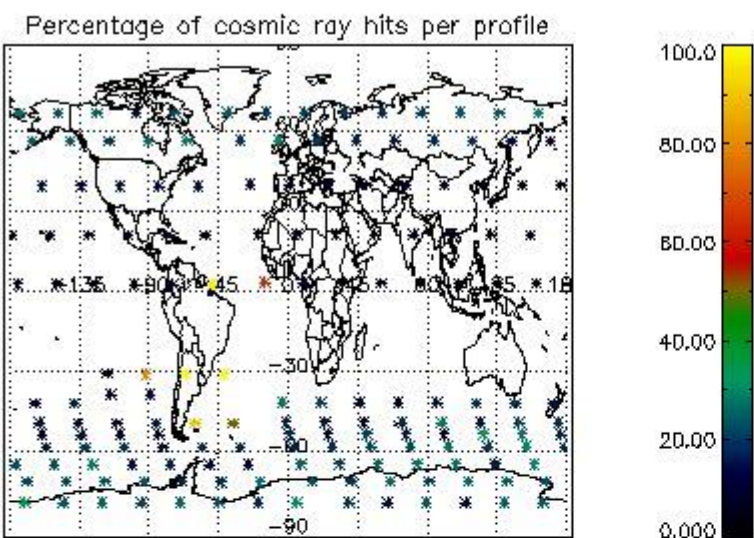


4.1.2 Plot level 1 quality information per product (time dependant): ENVI SAT DESCENDING passes



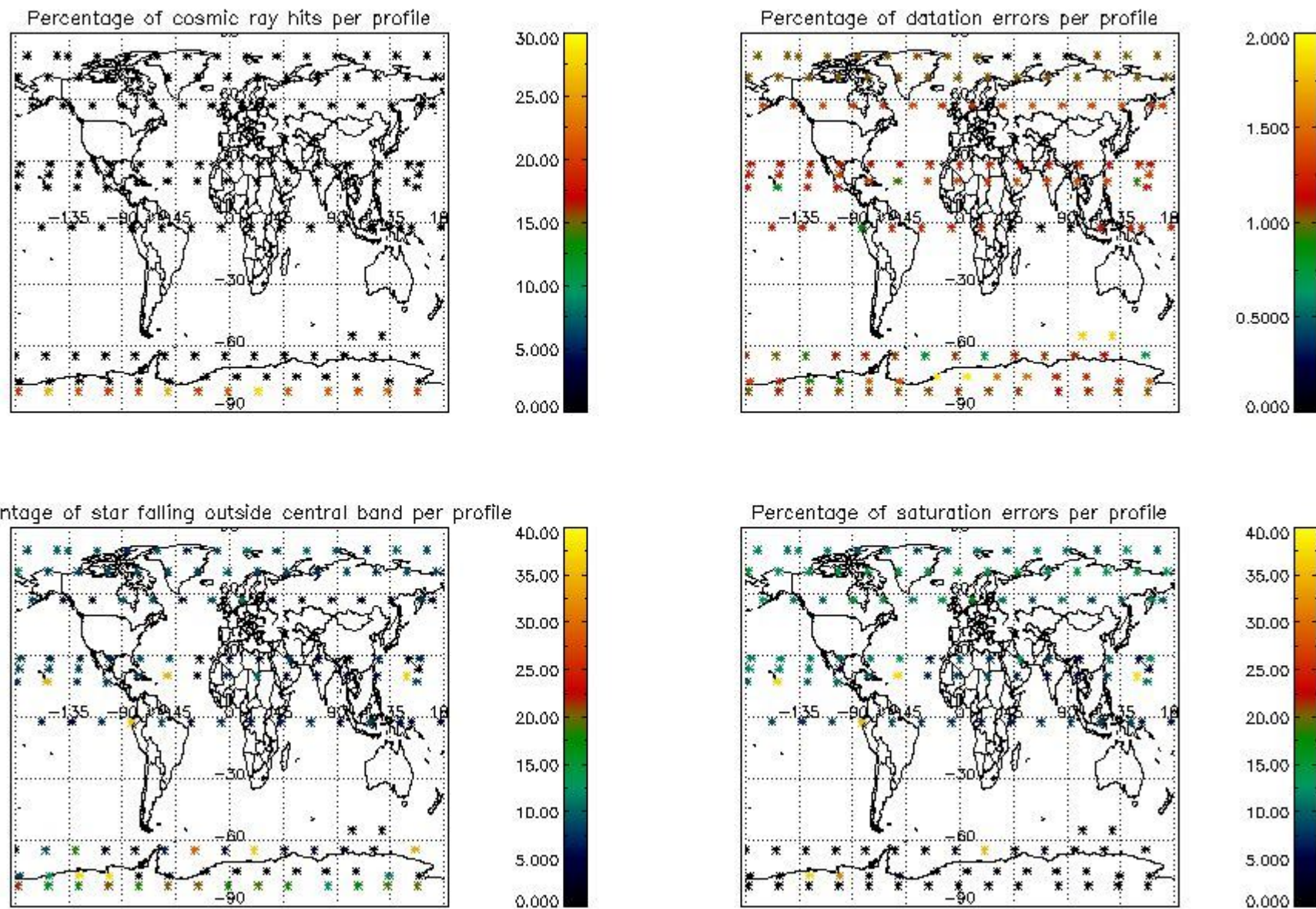
4.2 Plot quality information per product coming from level 1b processing (world map)

4.2.1 Plot level 1 quality information per product (world map): ENVISAT ASCENDING passes



4.2.2 Plot level 1 quality information per product (world map): ENVISAT DESCENDING passes





## 5. Trace gas profiles

### 5.1 Ozone statistics based on quality of products

The final quality of the products can be "measured" using the STD (Standard Deviation) attached to every point profile. This information is written to the parameter GOM\_NL\_\_2P/NL\_LOCAL\_SPECIES\_DENSITY/o3\_std of the level 2 products. The table below shows the statistics for given STD ranges.

The statistics are given with respect to the overall valid production:

- Products without fatal errors: GOM\_NL\_\_2P/MPH/PRODUCT\_ERR=0
- Valid point profile: GOM\_NL\_\_2P/NL\_LOCAL\_SPECIES\_DENSITY/pcd(0)=0

The 'Criteria' is applied to valid points of dark limb products:

- Products in dark limb illumination condition: GOM\_NL\_\_2P/NL\_SUMMARY\_QUALITY/obs\_ill\_cond=0
- Products without fatal errors: GOM\_NL\_\_2P/MPH/PRODUCT\_ERR=0
- Valid point profile: GOM\_NL\_\_2P/NL\_LOCAL\_SPECIES\_DENSITY/pcd(0)=0

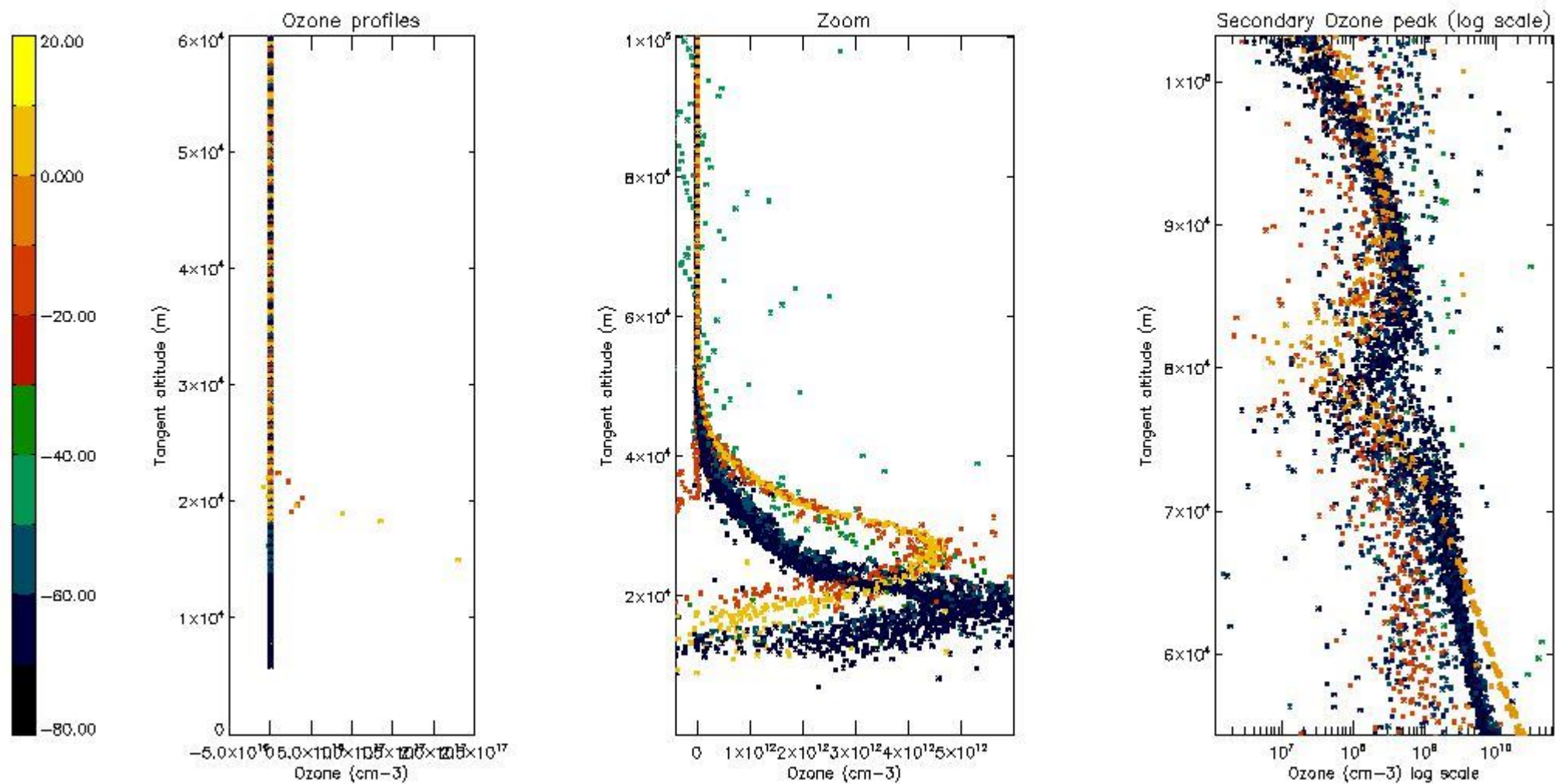
So, the table below shows the percentage of dark limb and valid observations for each criteria with respect to the overall valid daily observations.

Criteria	% of total production
All STD	39
STD < 20	21

STD < 10	16
STD < 5	12

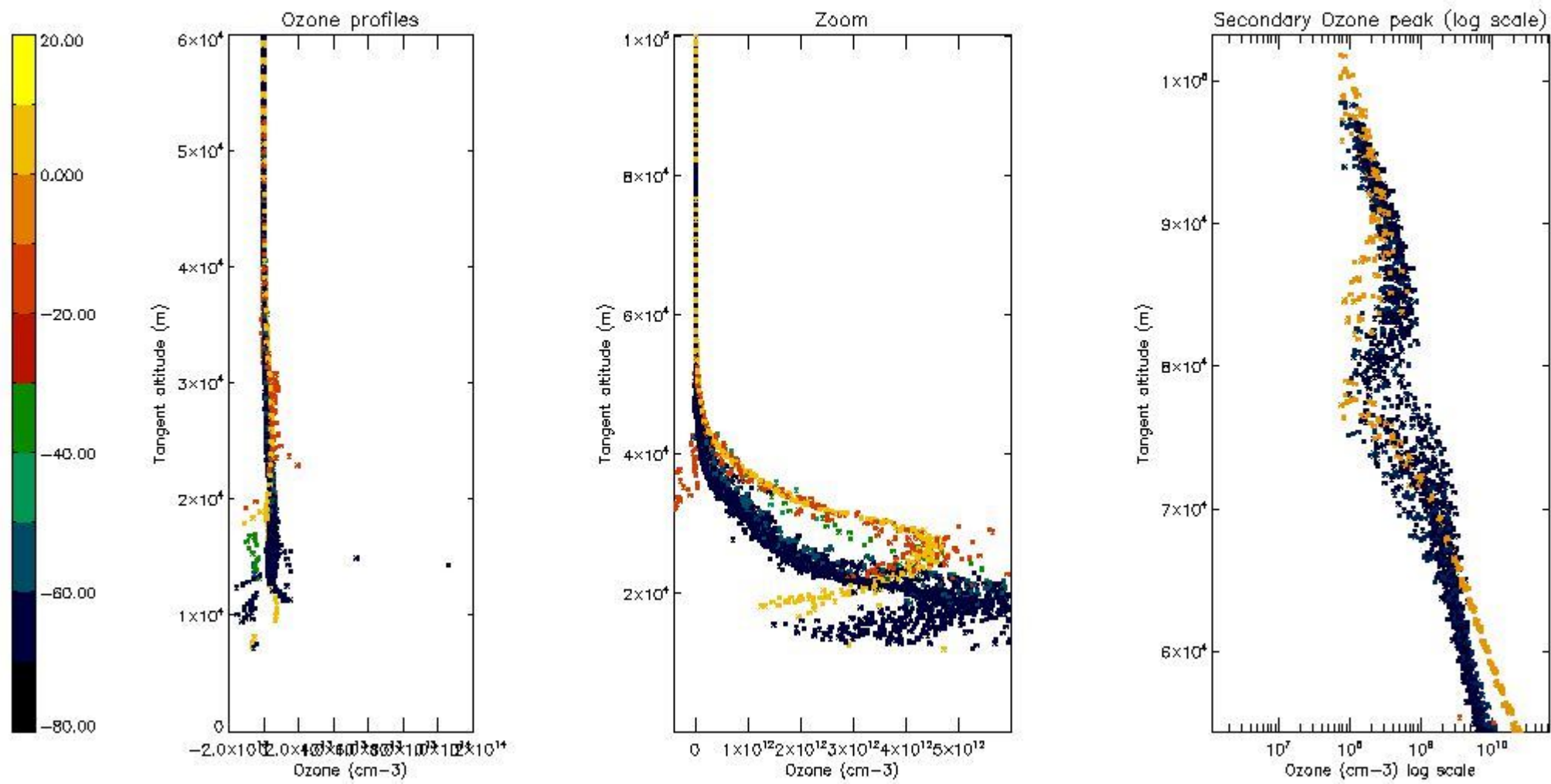
5.2 Plot ozone profiles for all STD (dark without errors)

The colorbar represents the latitude.



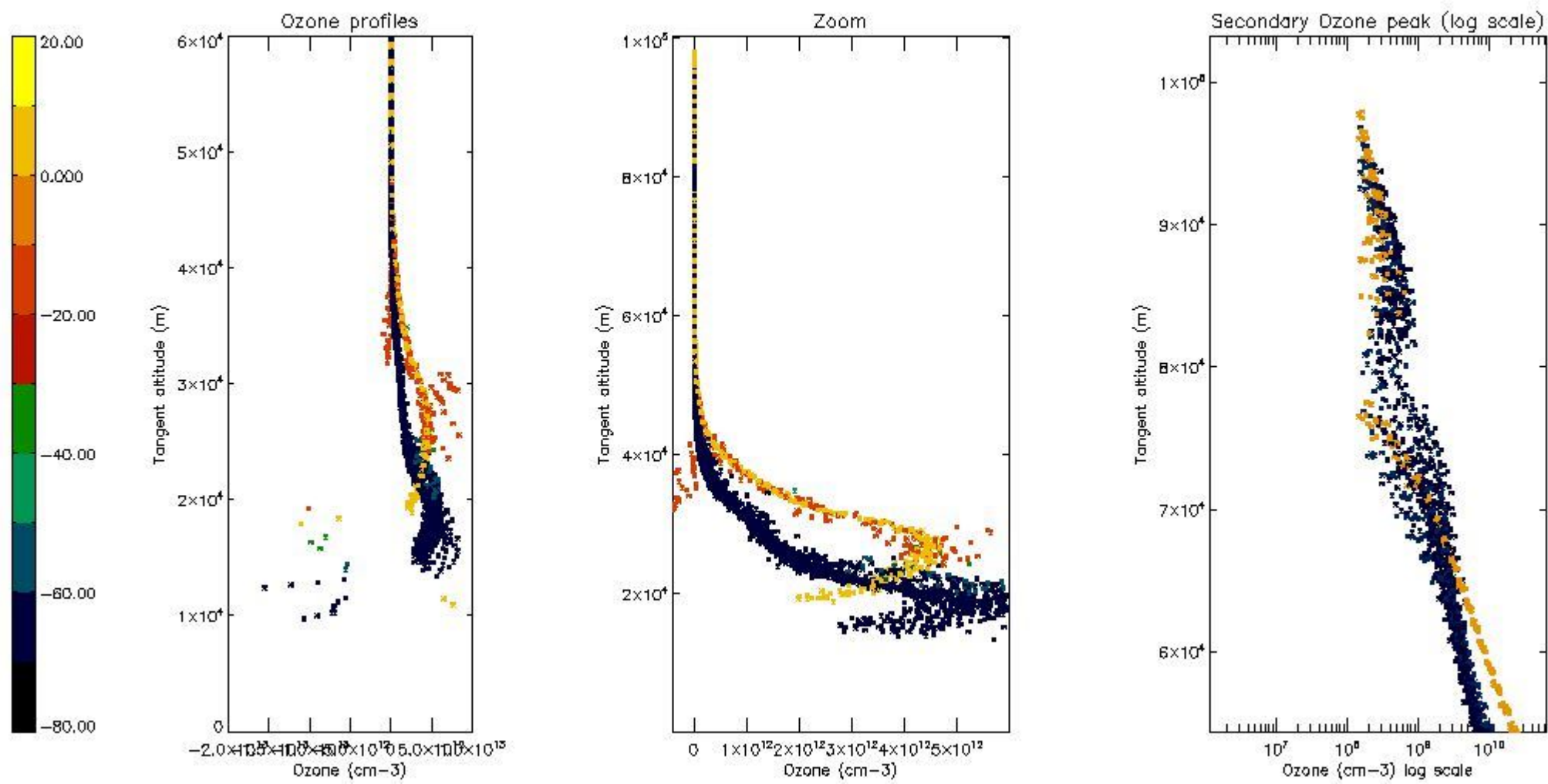
5.3 Plot ozone profiles where STD < 20% (dark without errors)

The colorbar represents the latitude.



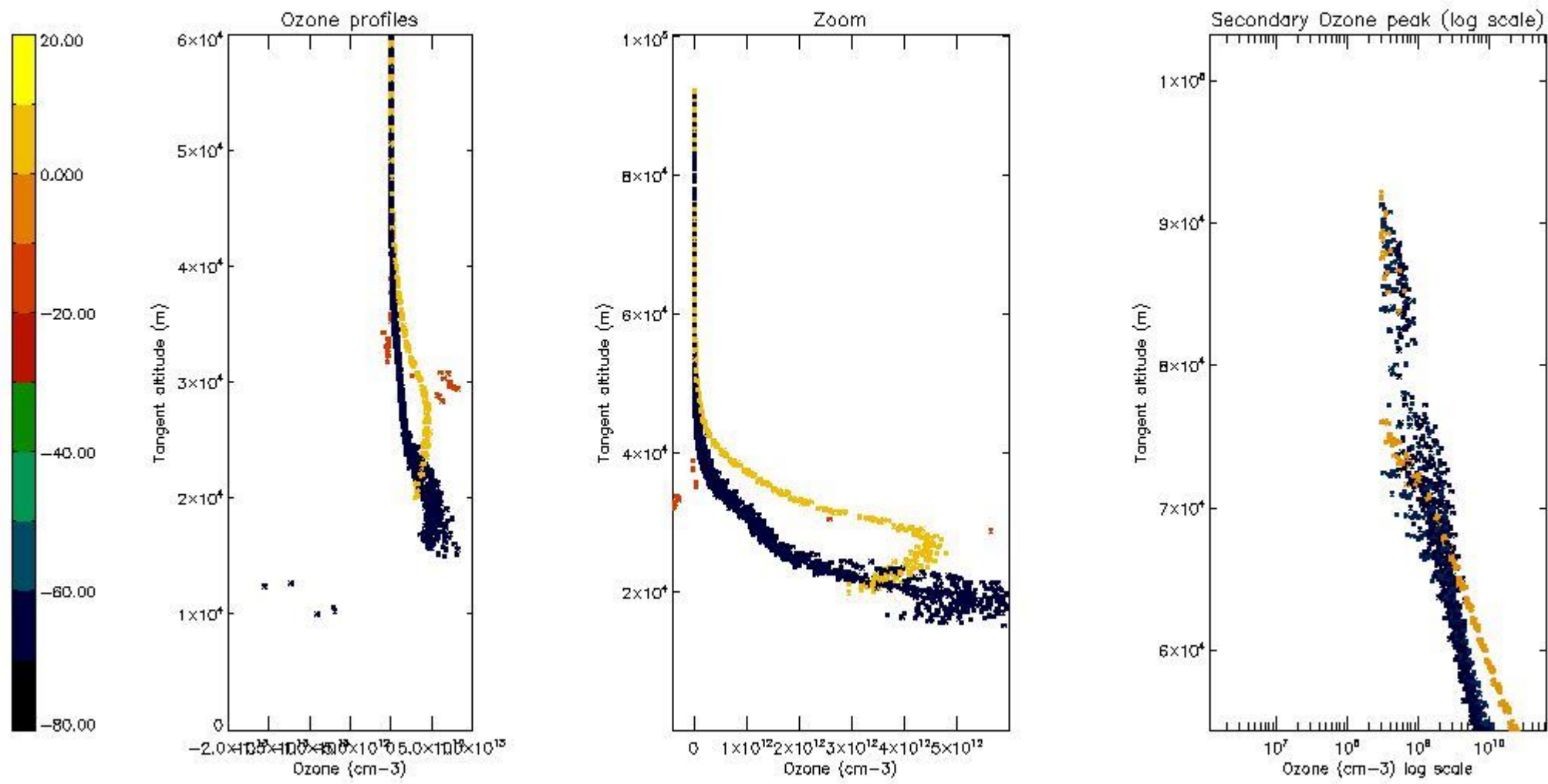
5.4 Plot ozone profiles where  $STD < 10\%$  (dark without errors)

The colorbar represents the latitude.



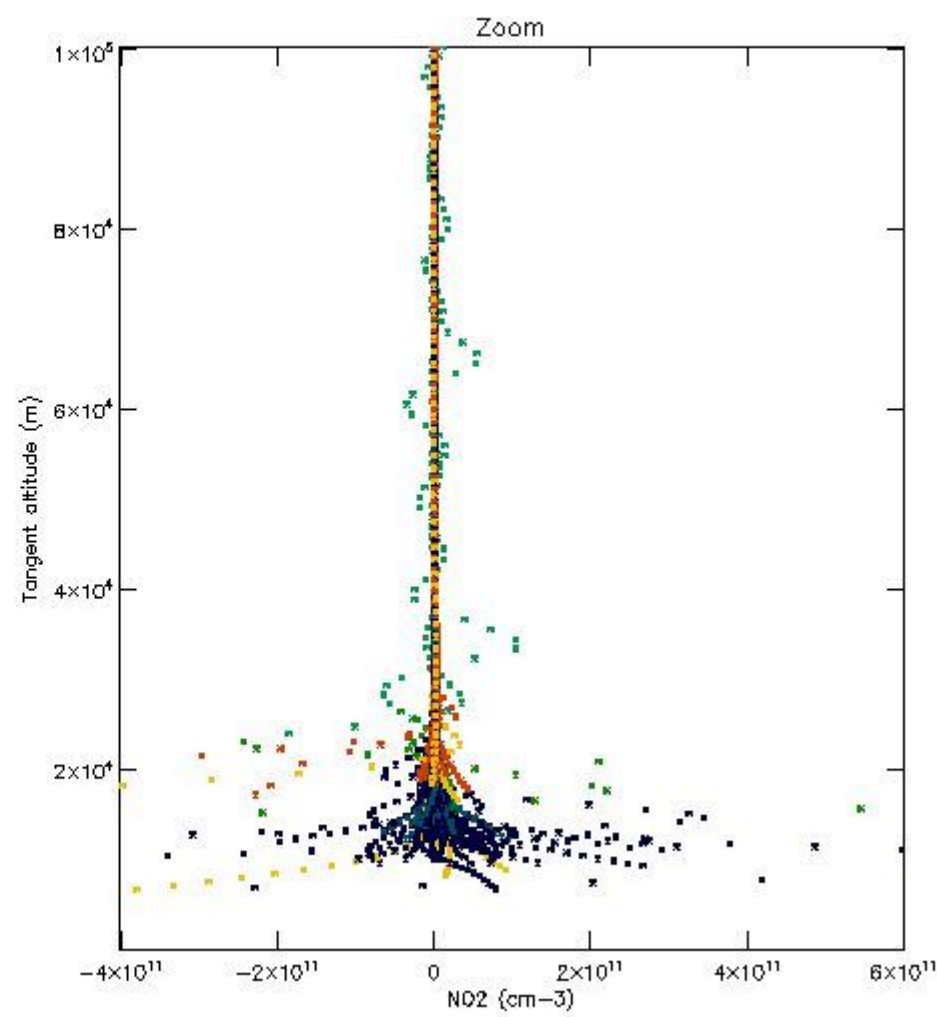
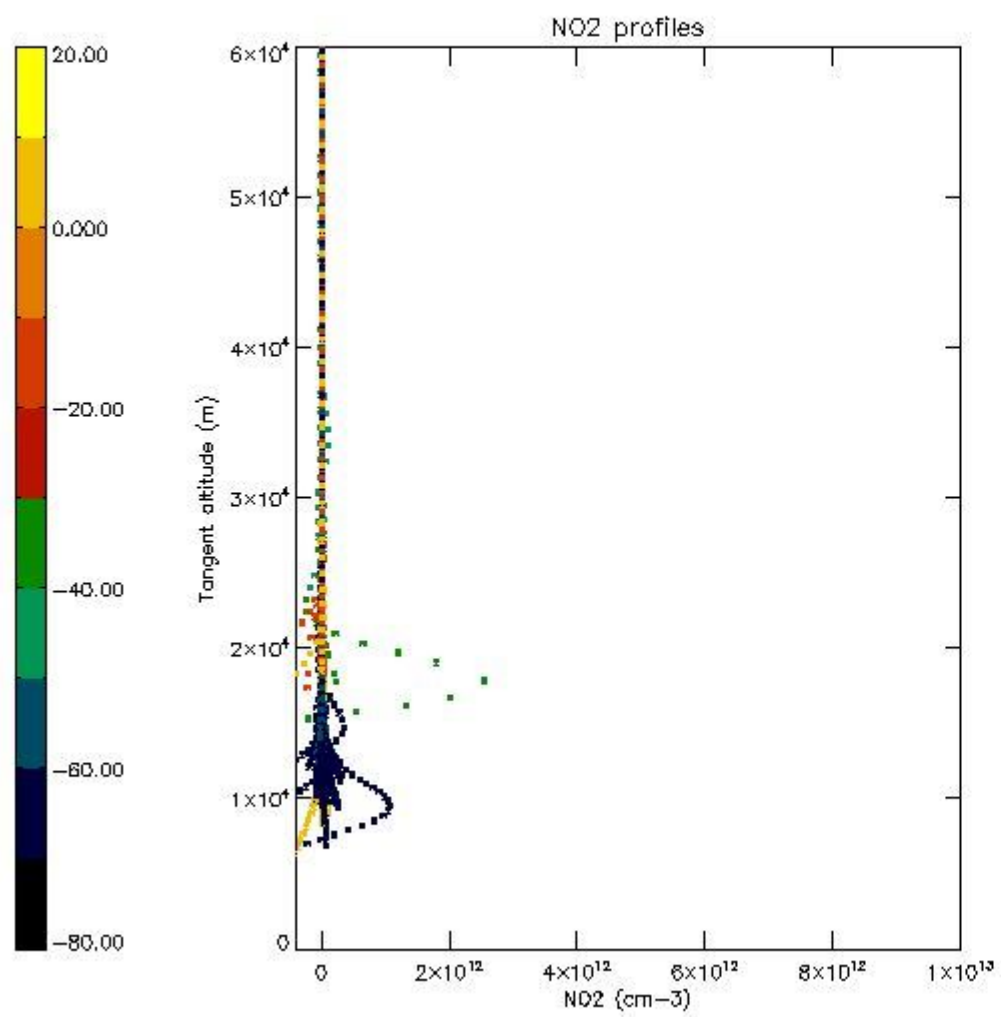
*5.5 Plot ozone profiles where STD < 5% (dark without errors)*

The colorbar represents the latitude.



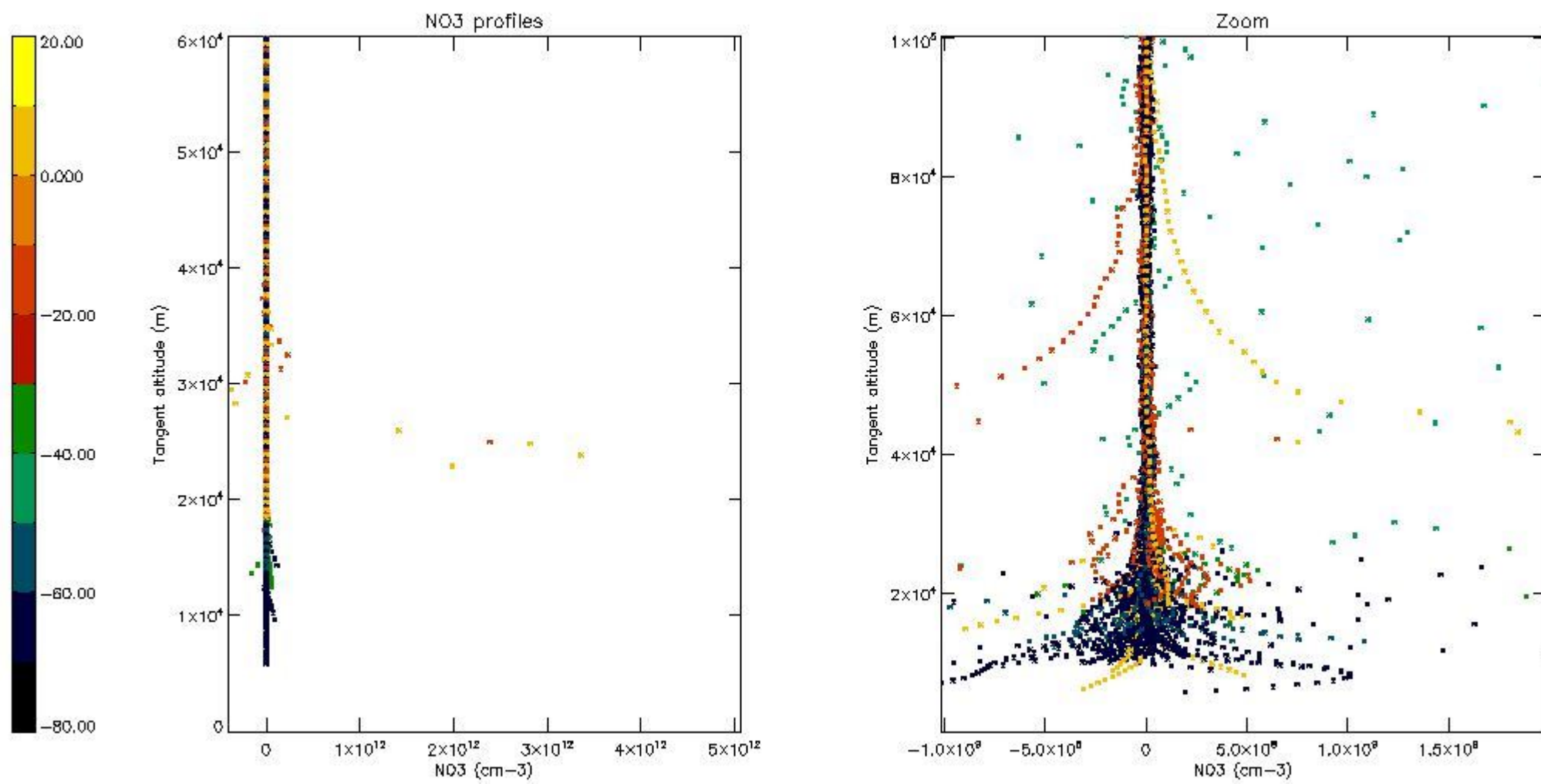
*5.6 Plot NO<sub>2</sub> profiles for all STD (dark without errors)*

The colorbar represents the latitude.



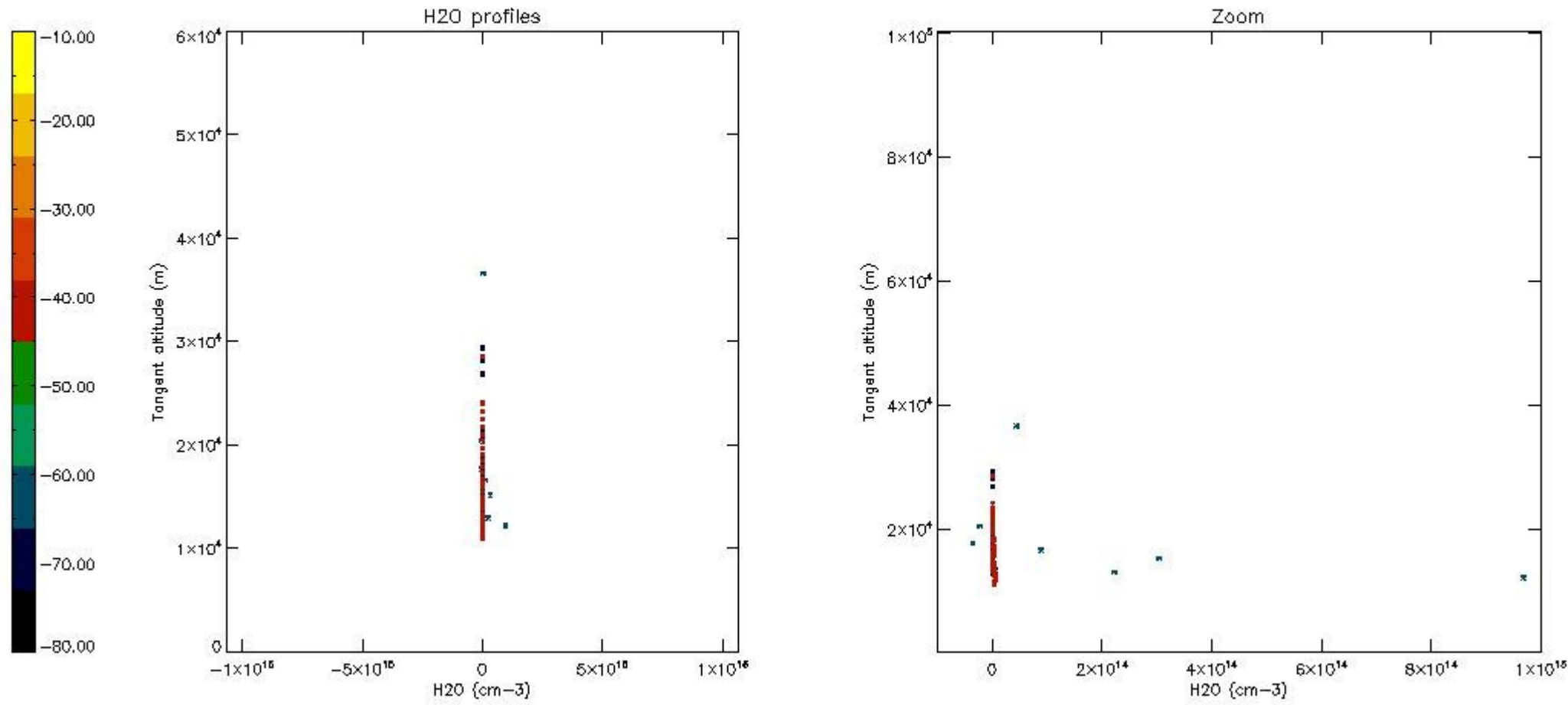
5.7 Plot NO3 profiles for all STD (dark without errors)

The colorbar represents the latitude.



*5.8 Plot H2O profiles for all STD (only for occultations of stars 1,2,3,4,13,14,16,26,63 dark without errors)*

The colorbar represents the latitude.

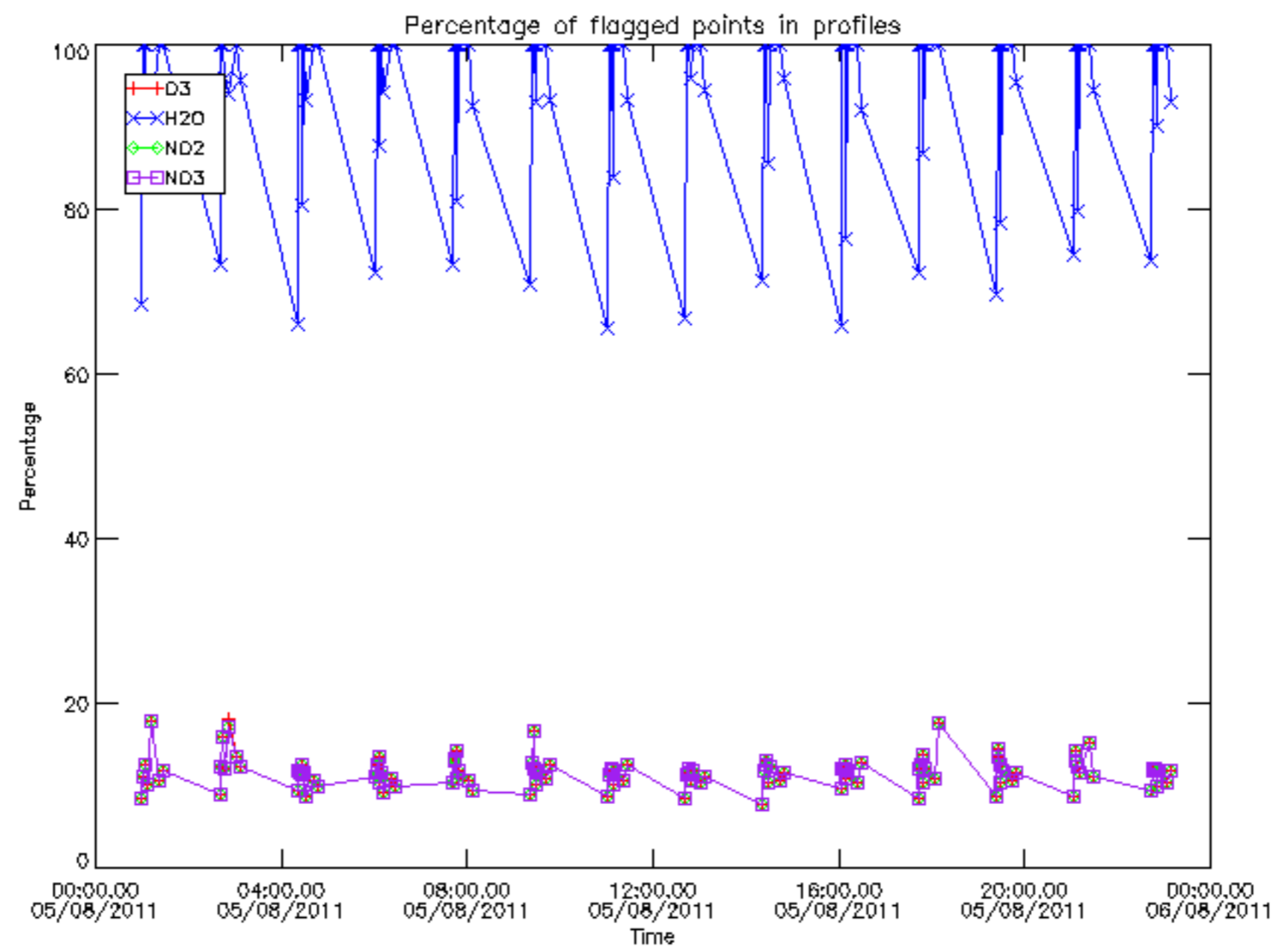


## 6. Auxiliary Data Files used for the production reported in section 2

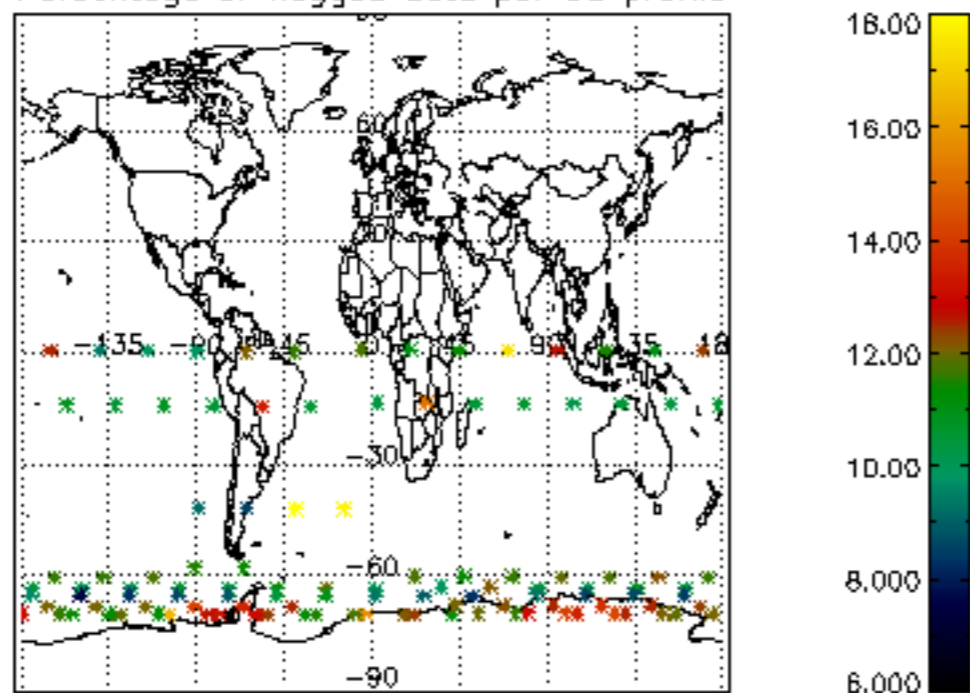
The number reported in the third column indicates since which file (see list in section 2) the corresponding auxiliary file has been used. The fourth column is the date of those product files.

Type	Auxiliary Filename	Used since product	Used since product date
INST_PHYS_CHARACTERISTICS	GOM_INS_AXVIEC20091111_143220_20030716_120000_20500101_000000	1	05-AUG-2011 00:06:09
LEVEL-2_PROC_CONFIG	GOM_PR2_AXVIEC20091111_152718_20020301_000000_20500101_000000	1	05-AUG-2011 00:06:09
CROSS_SECTIONS_FILE	GOM_CRS_AXVIEC20091111_154832_20020301_000000_20500101_000000	1	05-AUG-2011 00:06:09

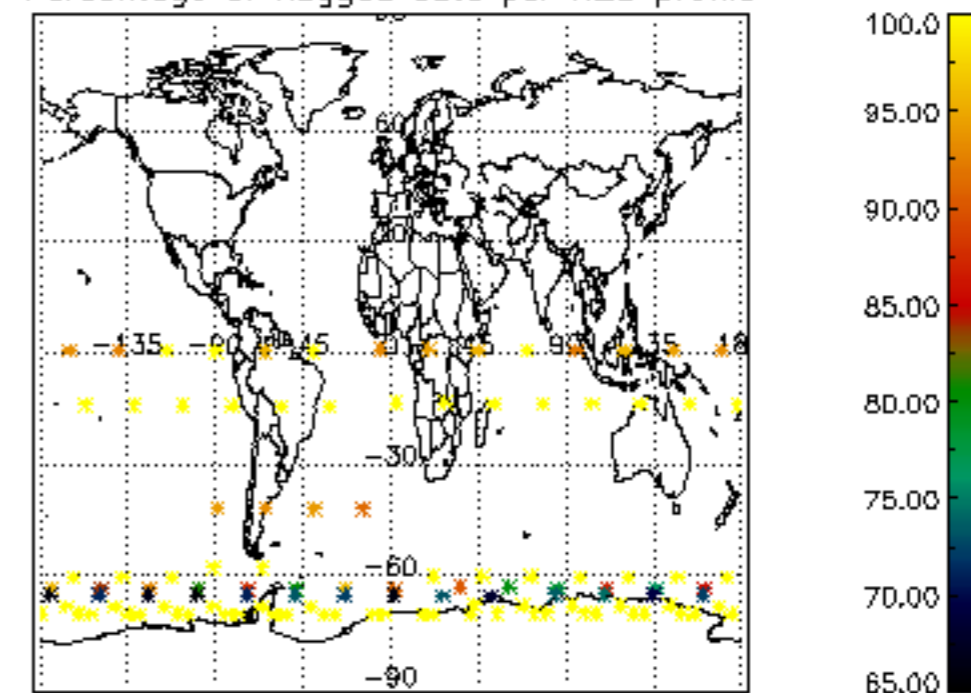




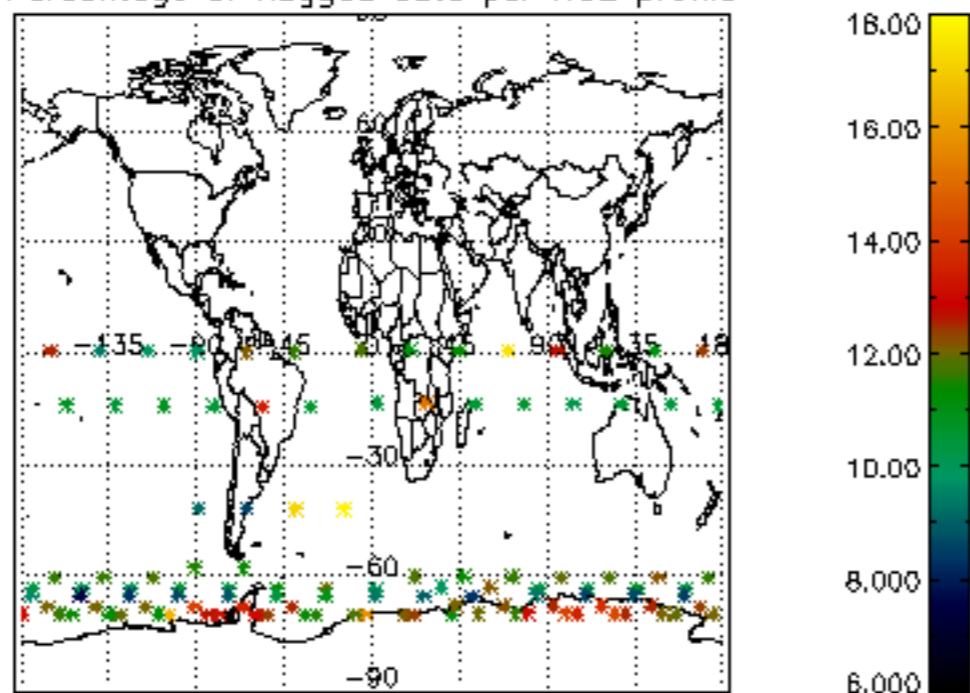
Percentage of flagged data per D3 profile



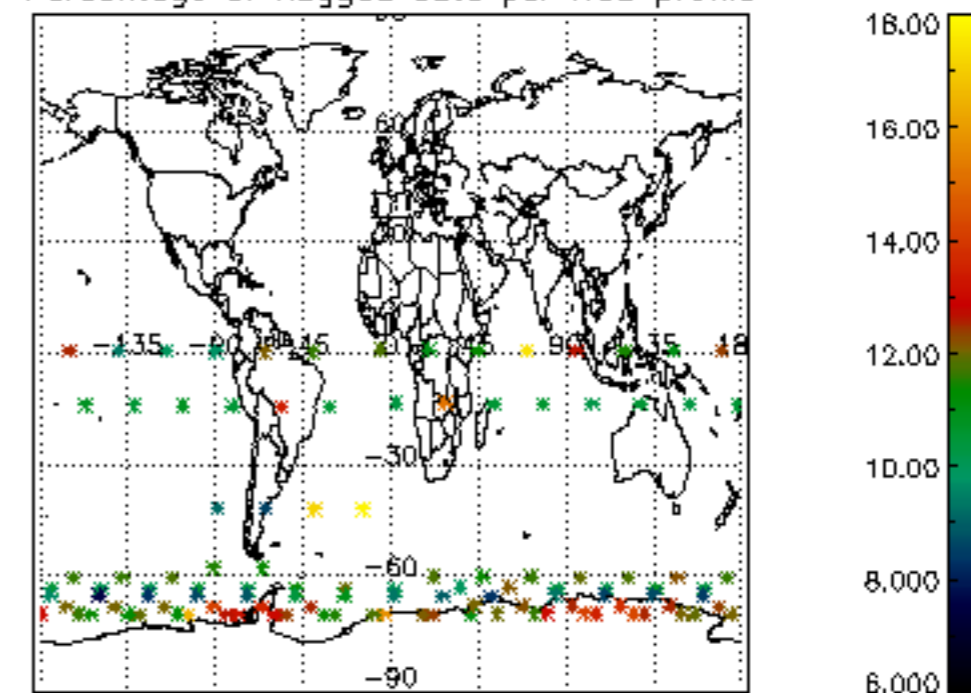
Percentage of flagged data per H2O profile

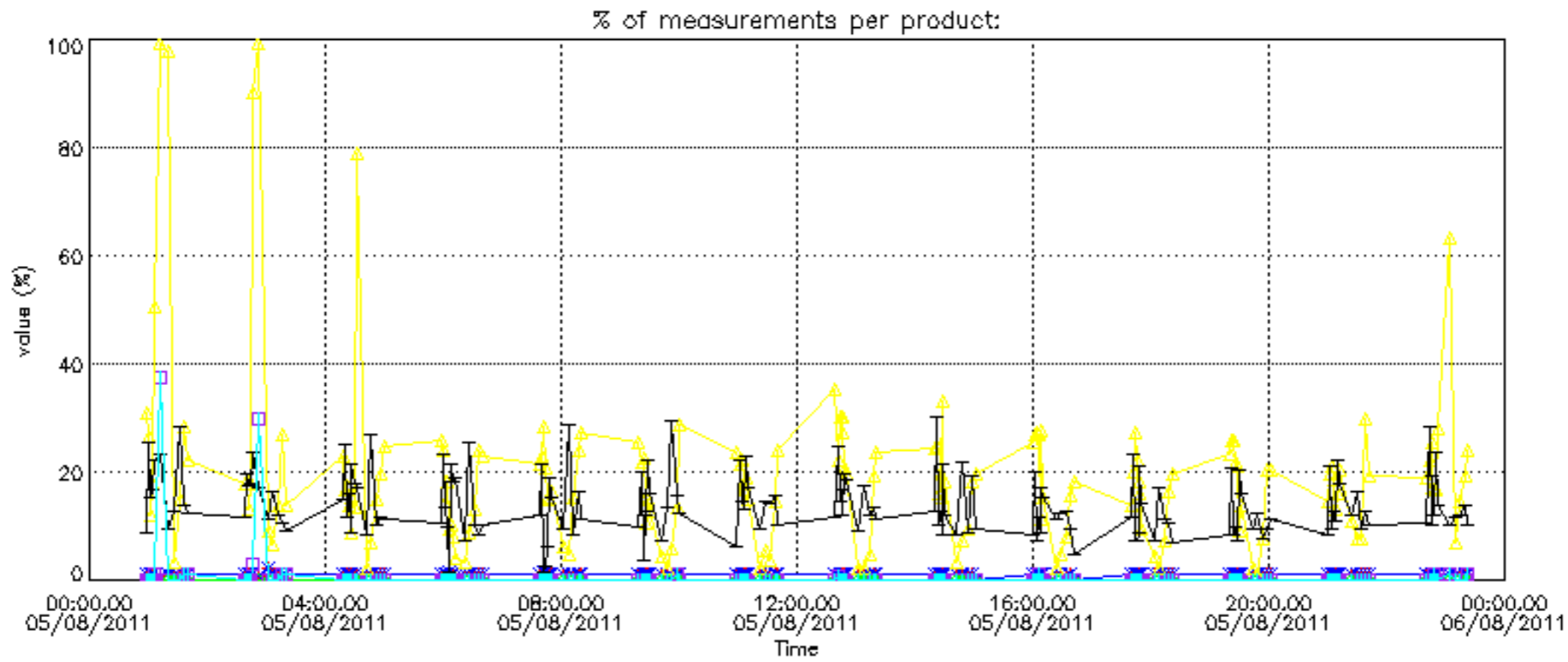


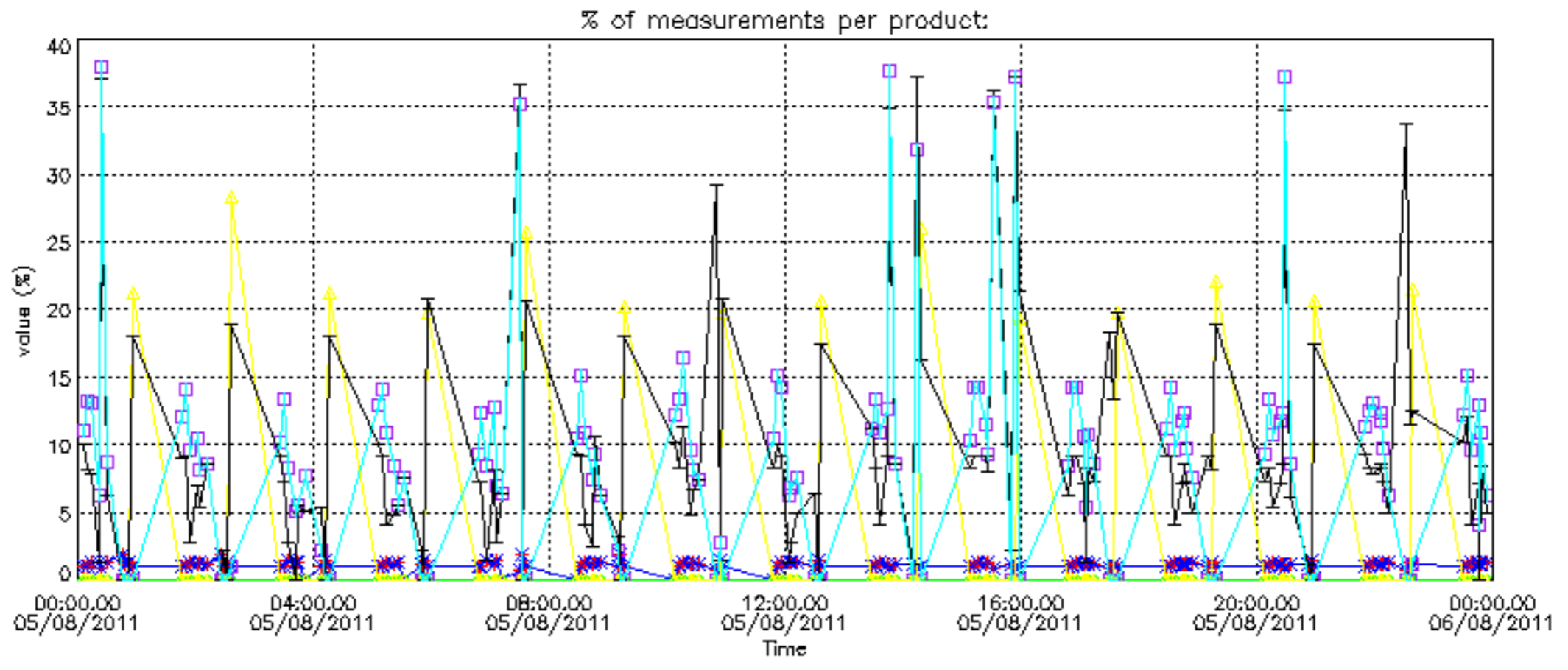
Percentage of flagged data per NO2 profile



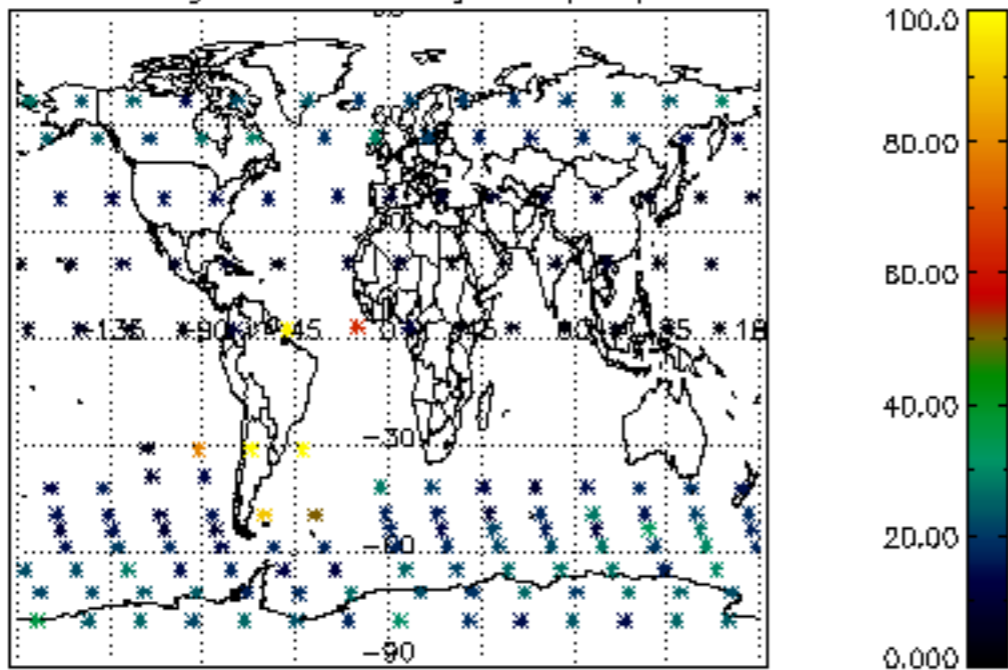
Percentage of flagged data per NO3 profile



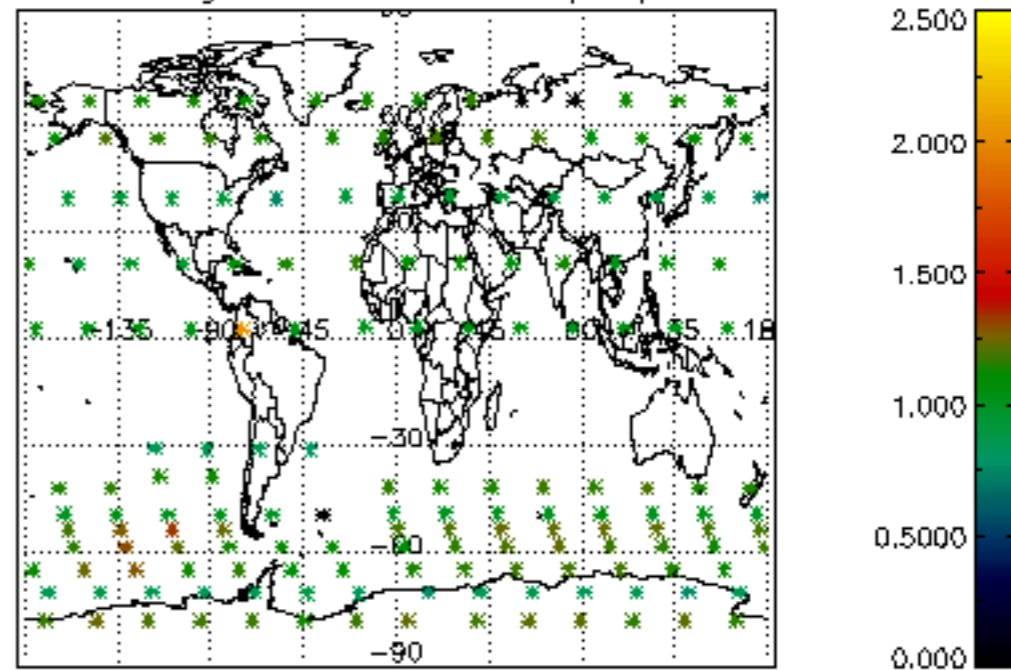




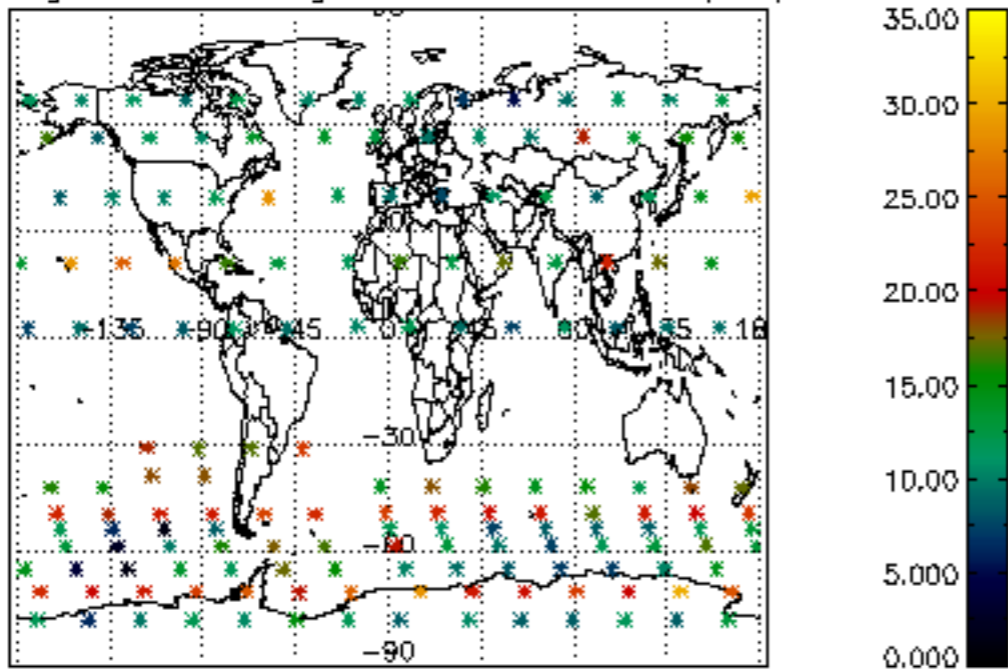
Percentage of cosmic ray hits per profile



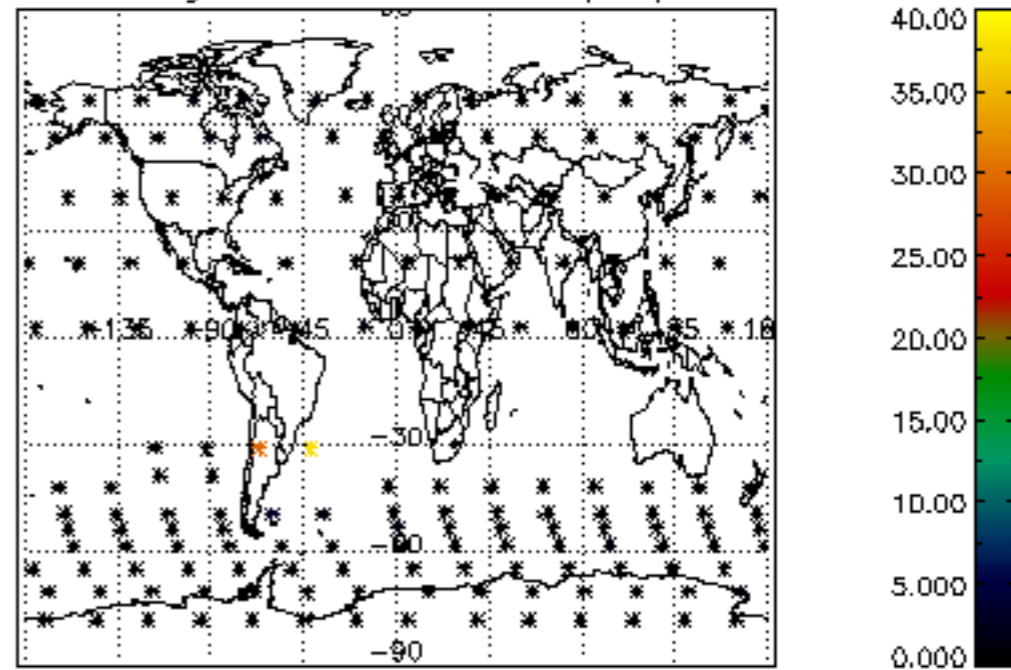
Percentage of datation errors per profile



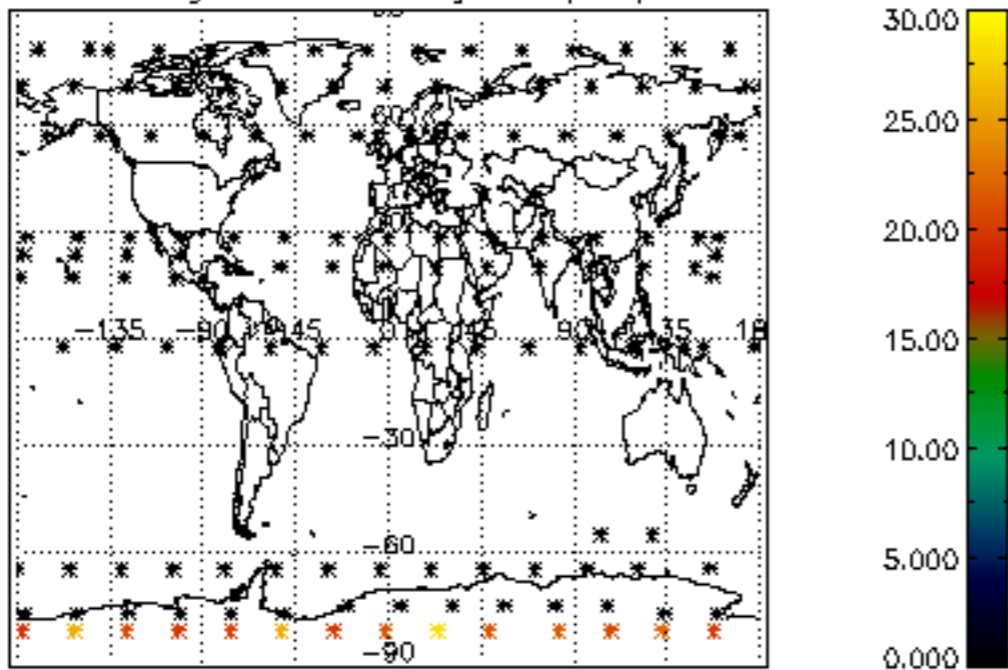
Percentage of star falling outside central band per profile



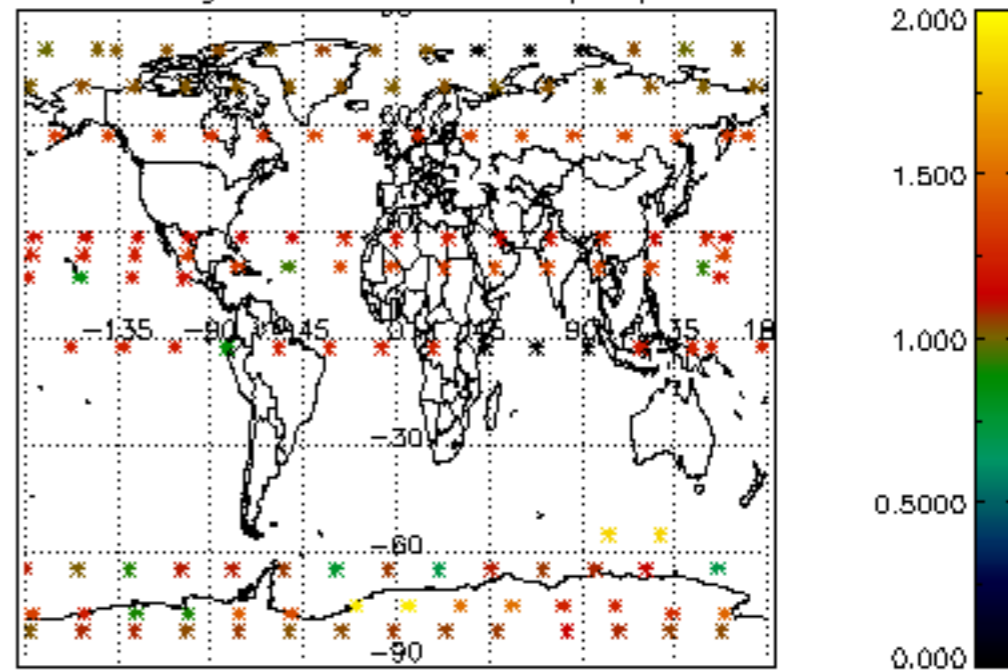
Percentage of saturation errors per profile



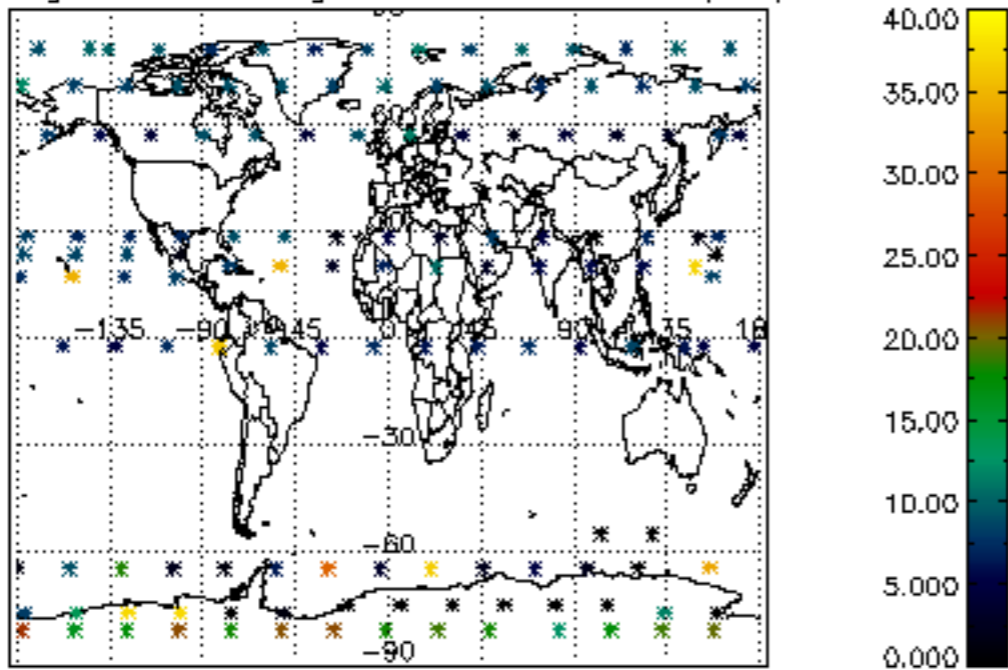
Percentage of cosmic ray hits per profile



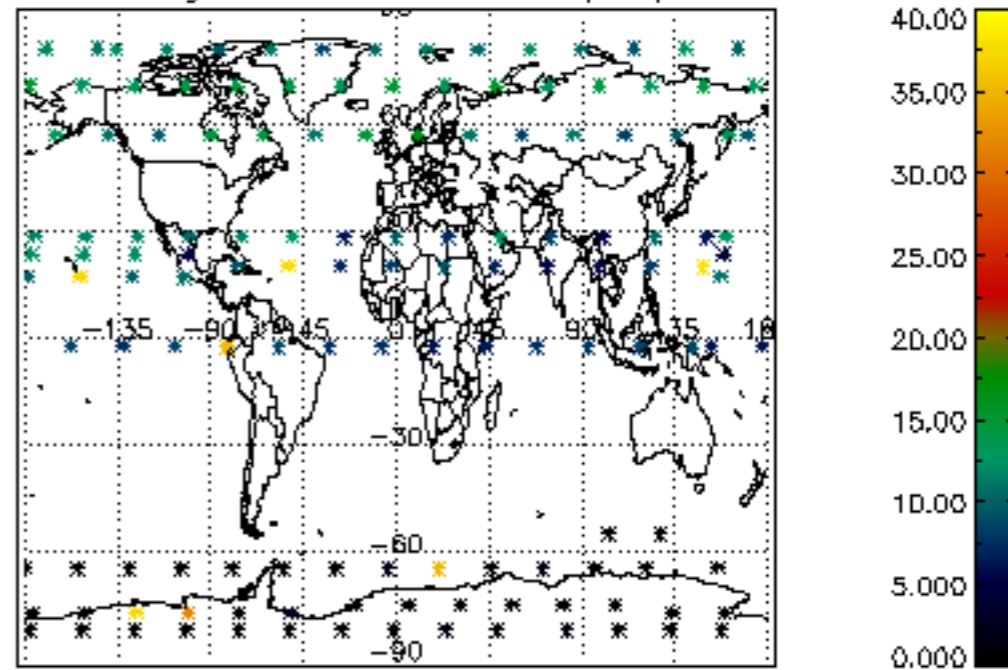
Percentage of datation errors per profile

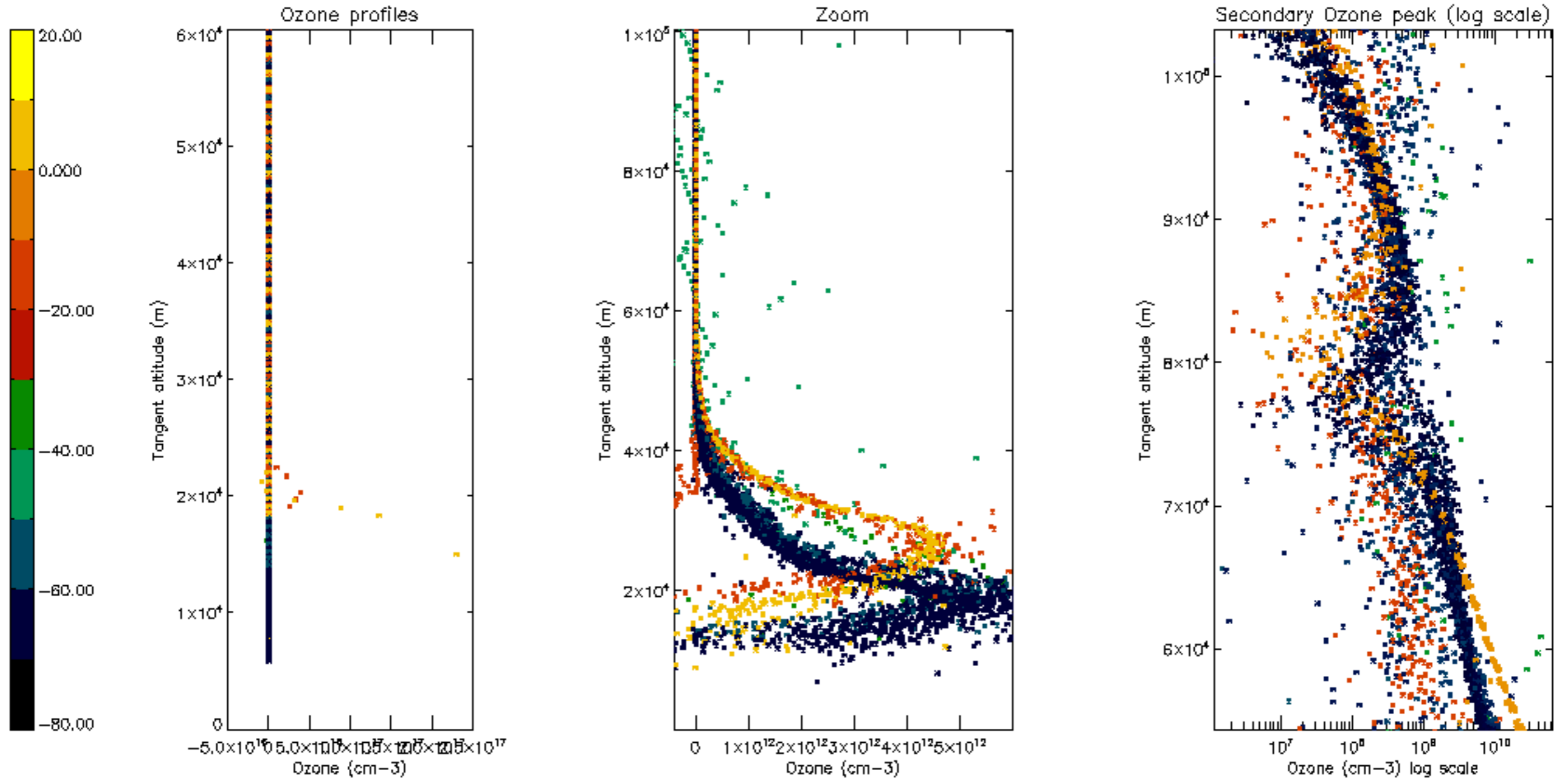


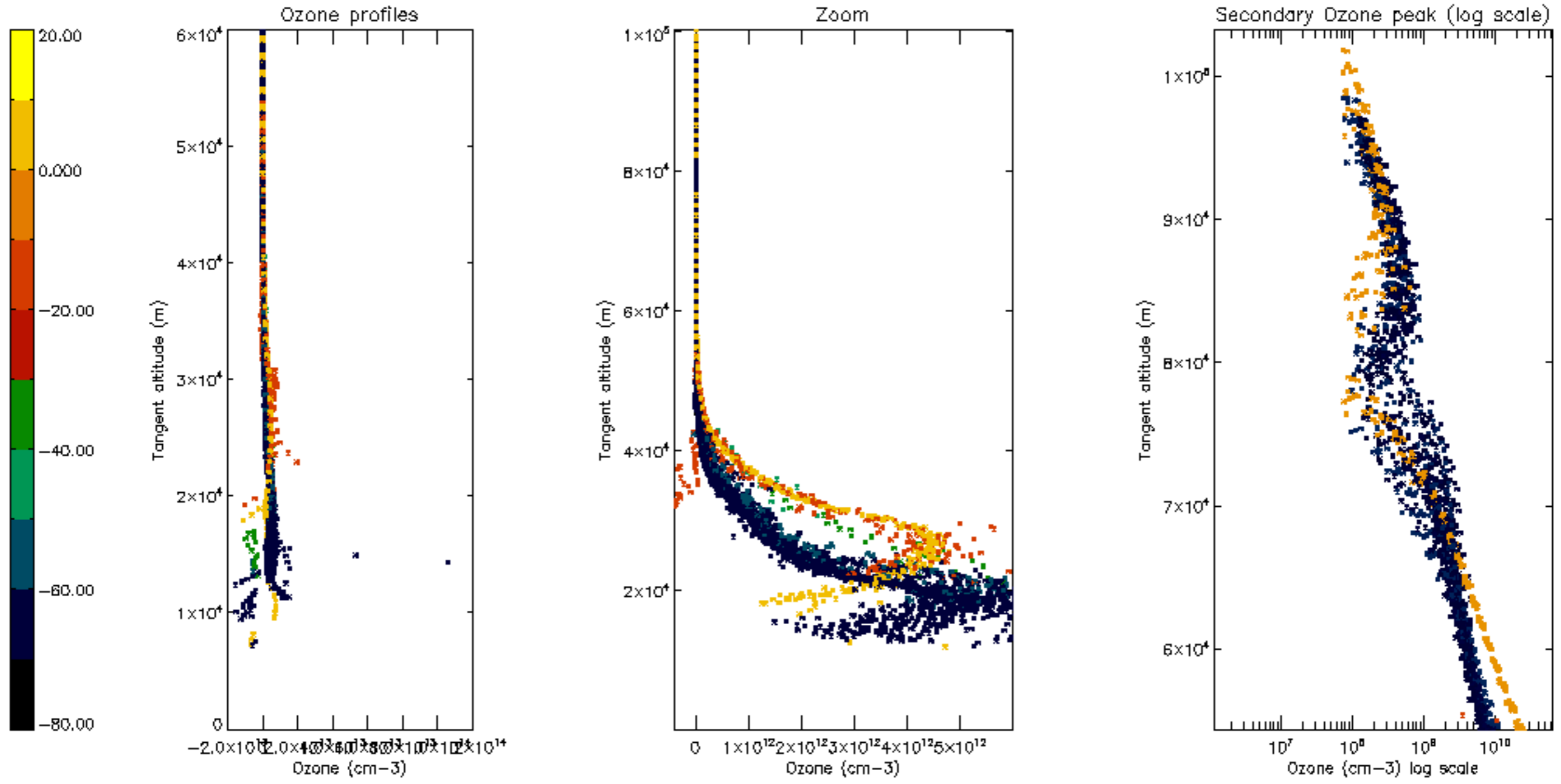
Percentage of star falling outside central band per profile



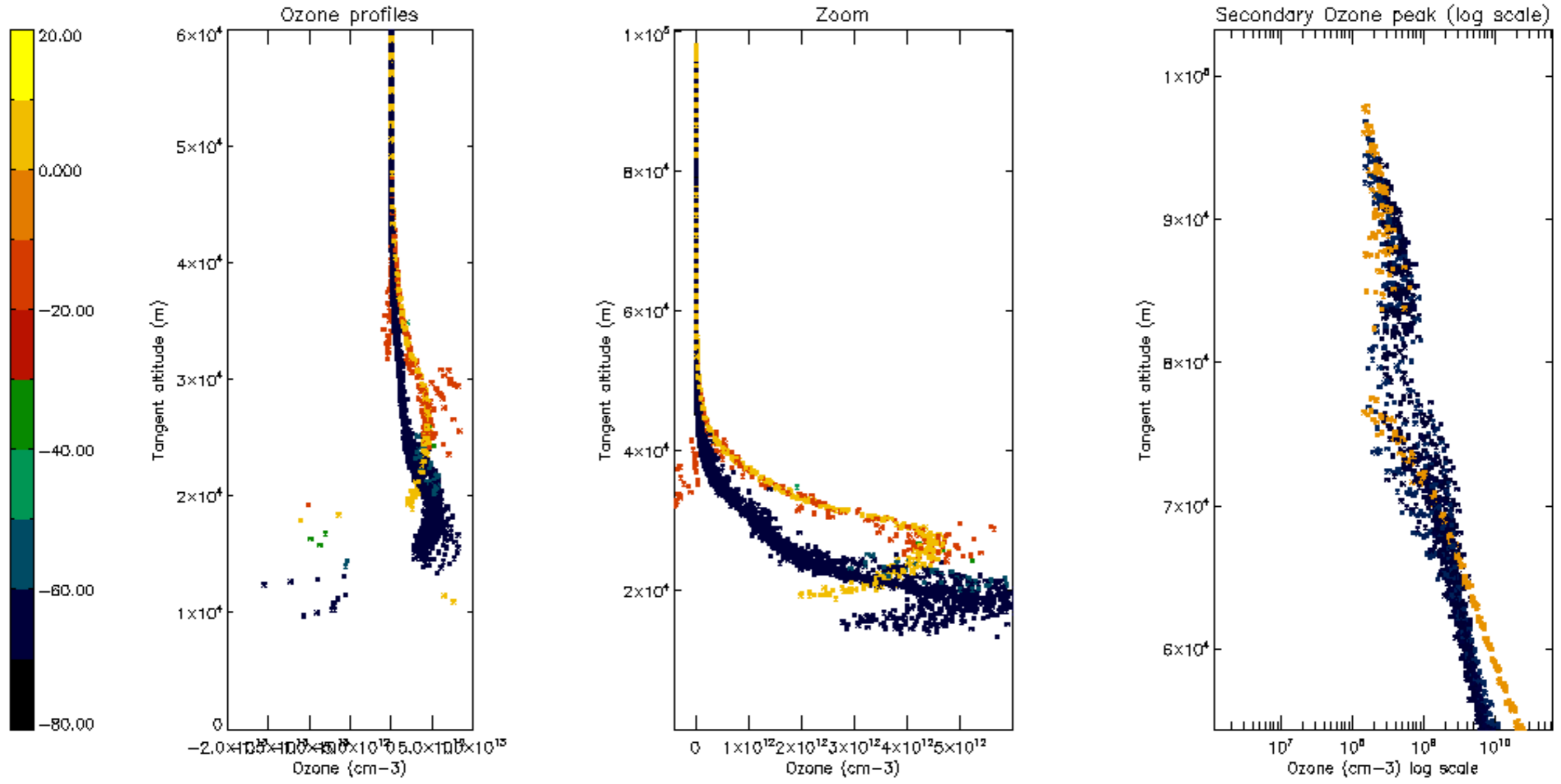
Percentage of saturation errors per profile

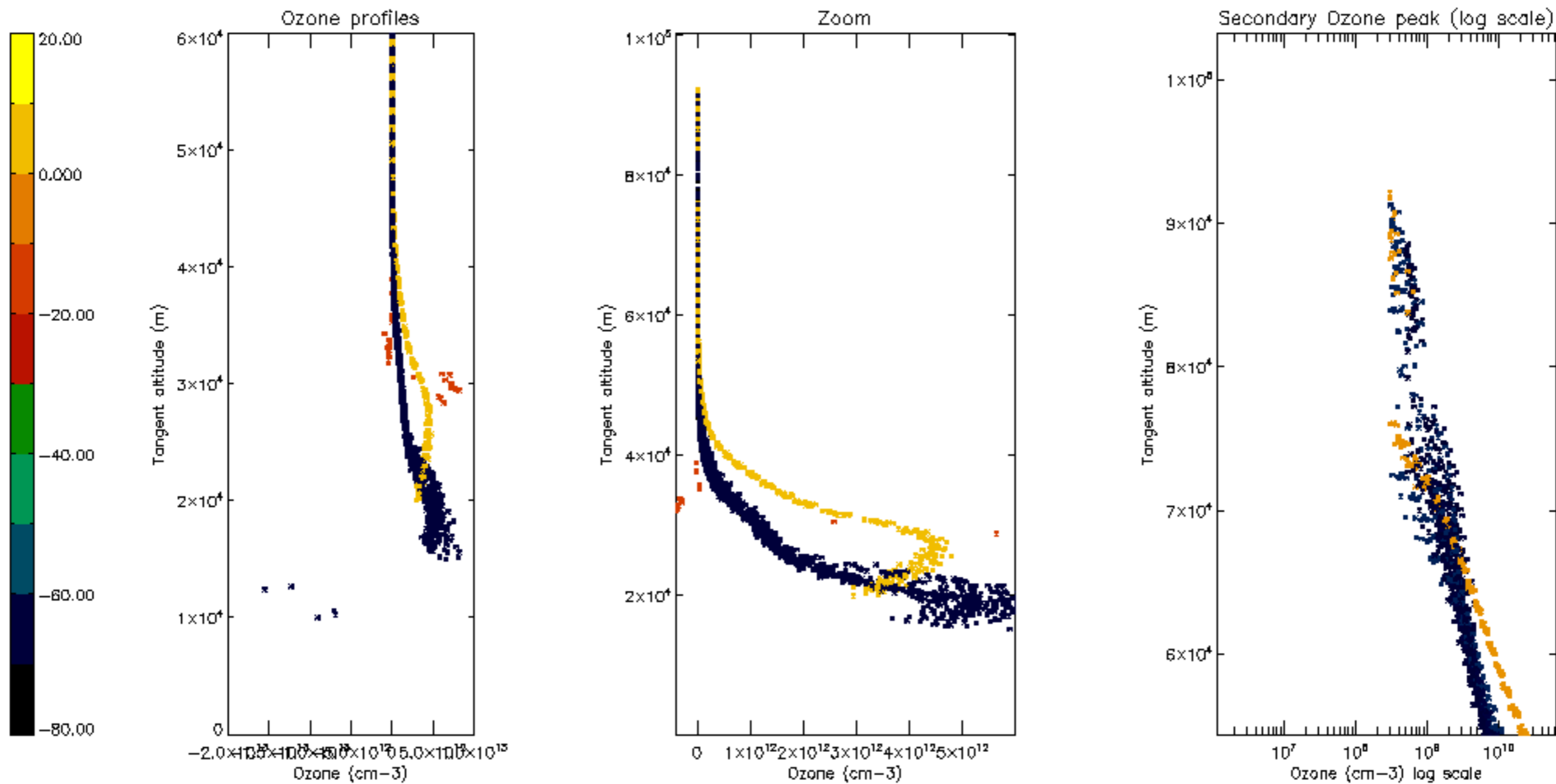


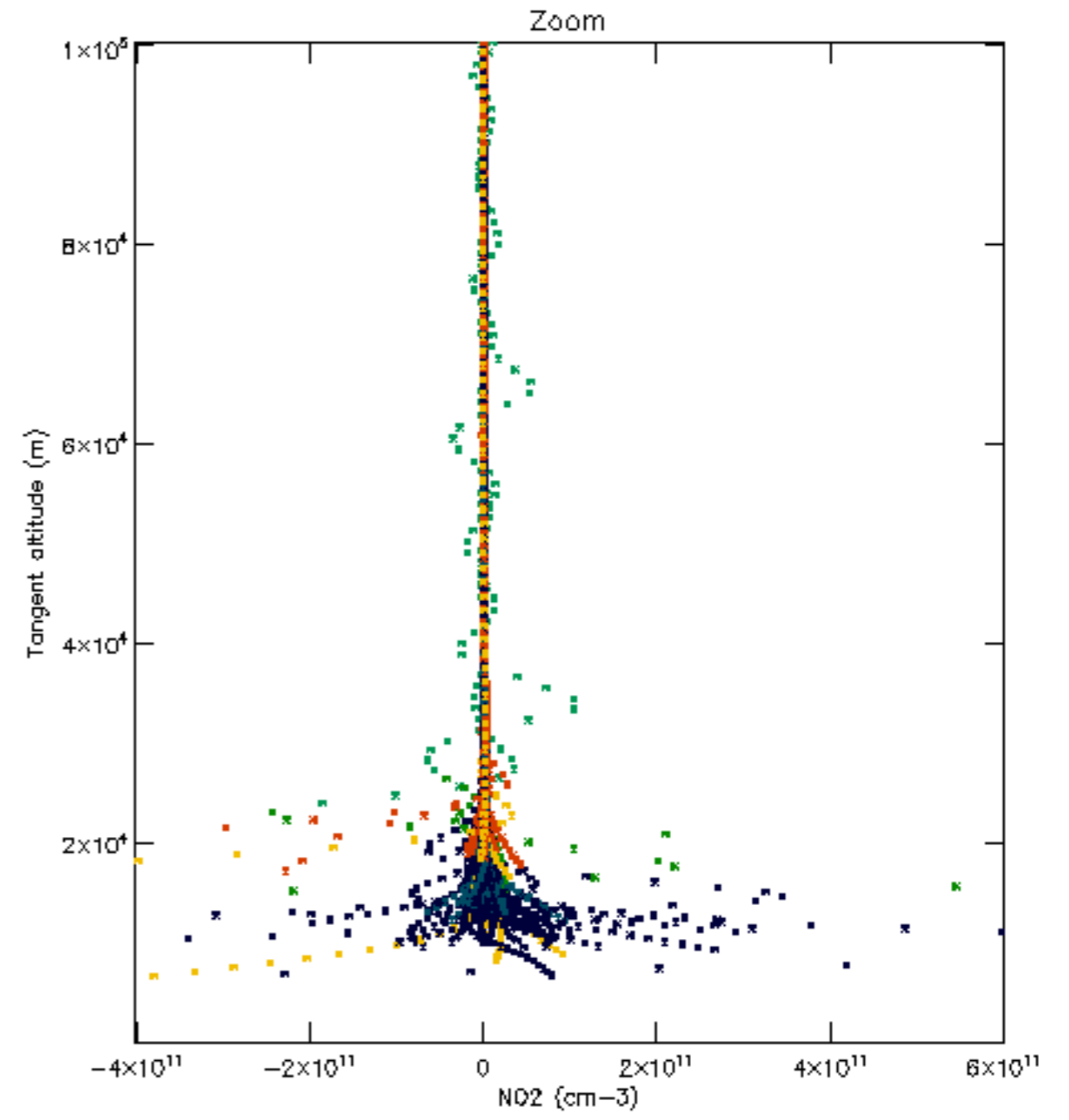
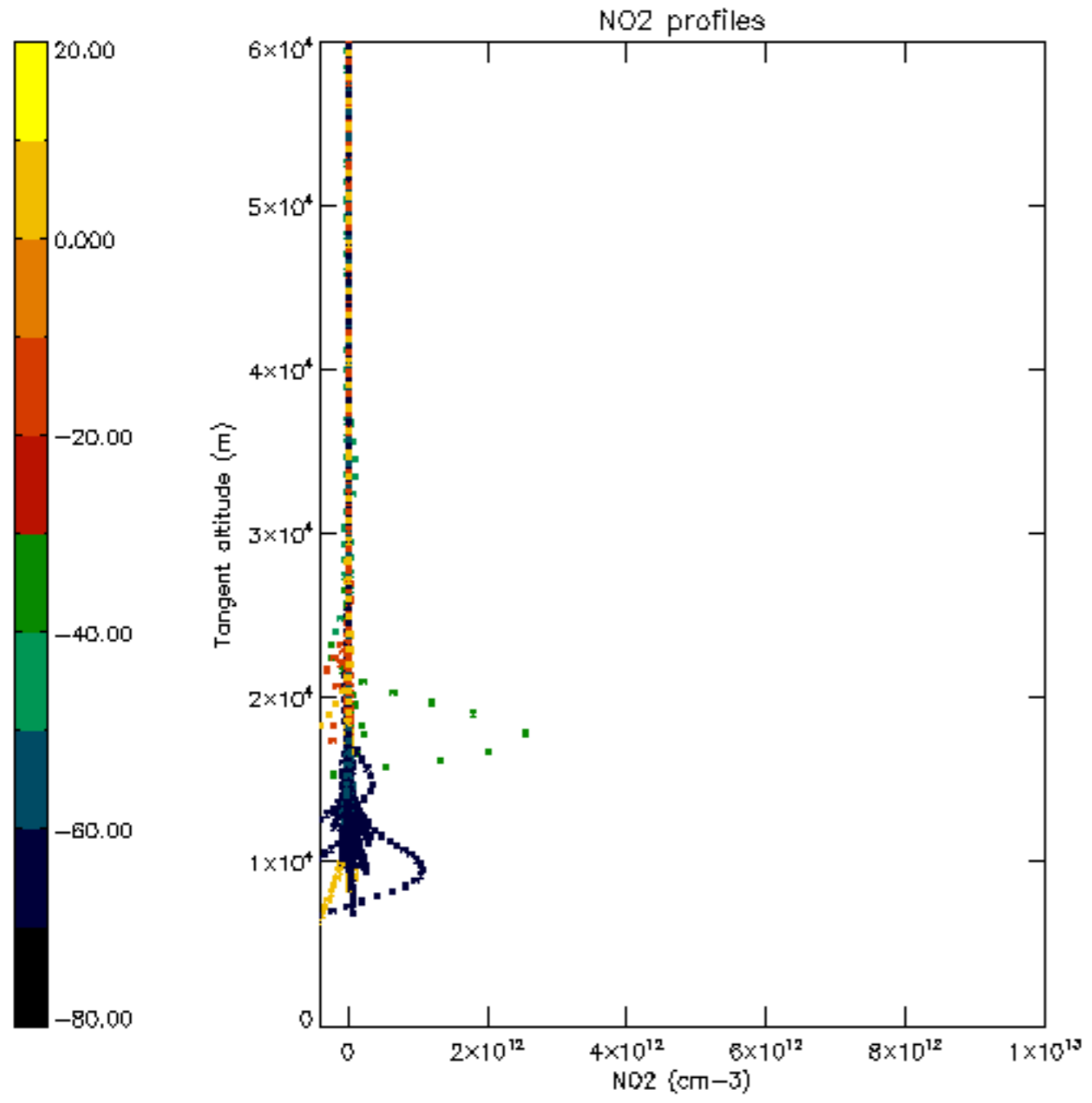


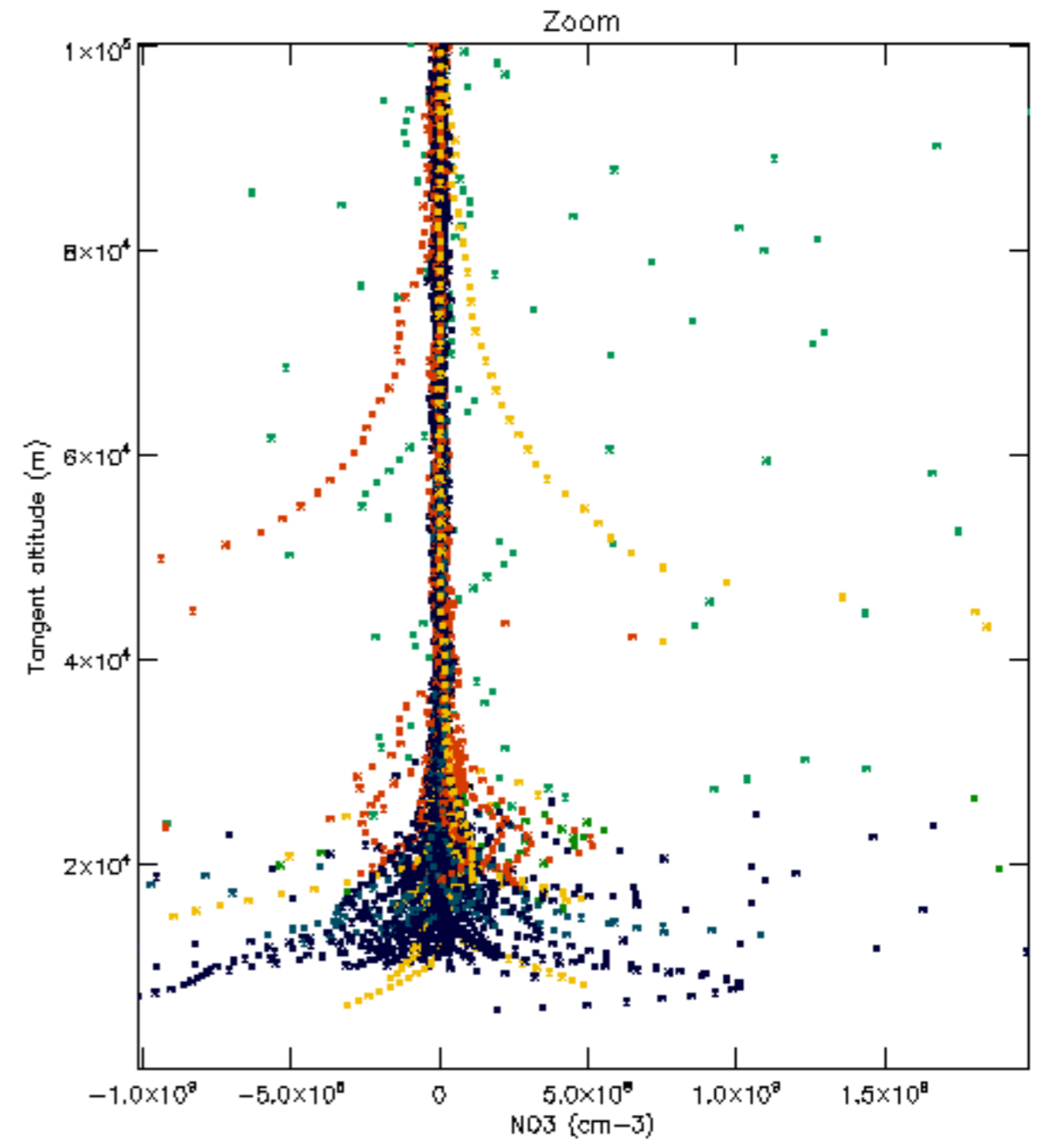
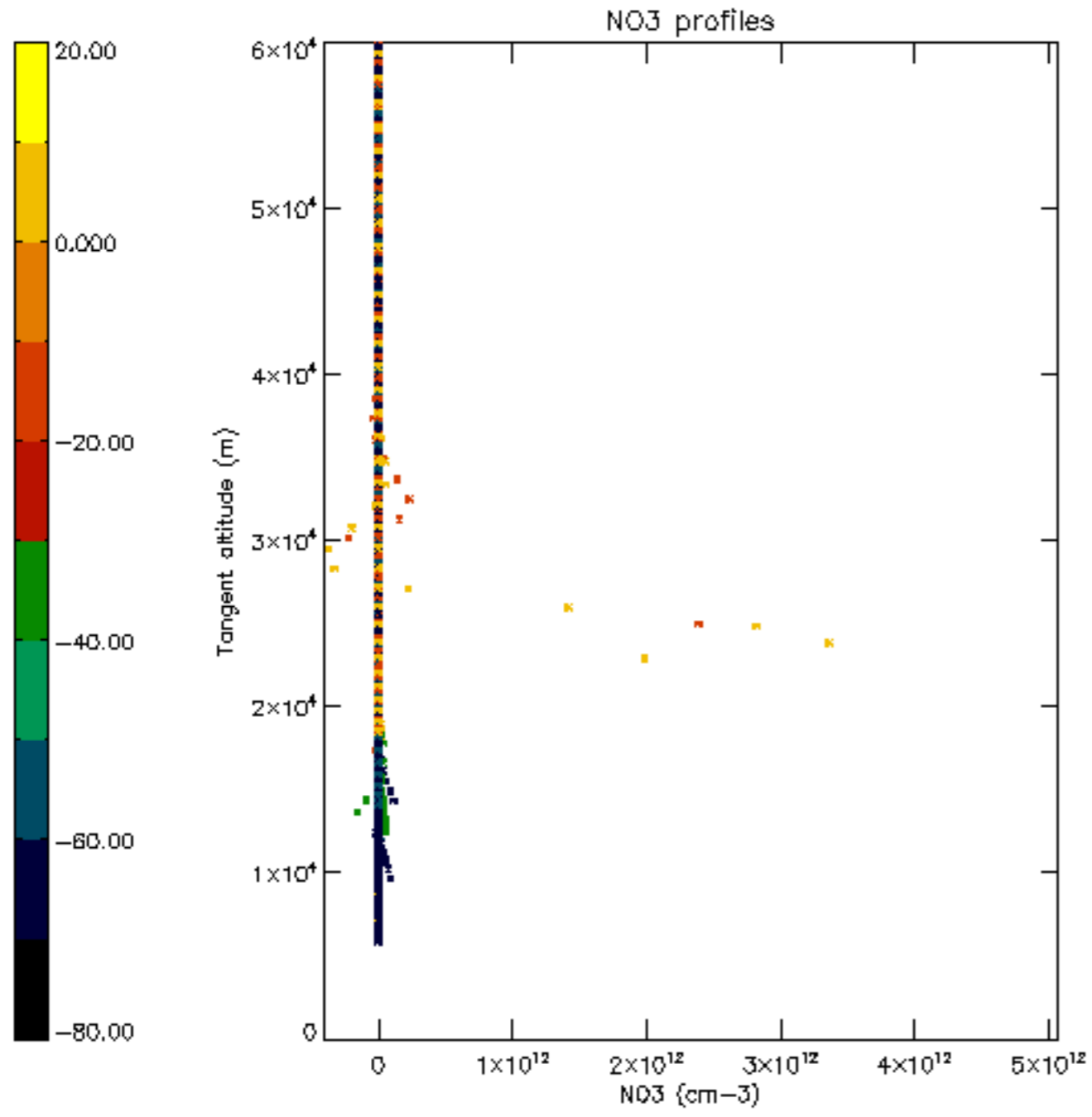


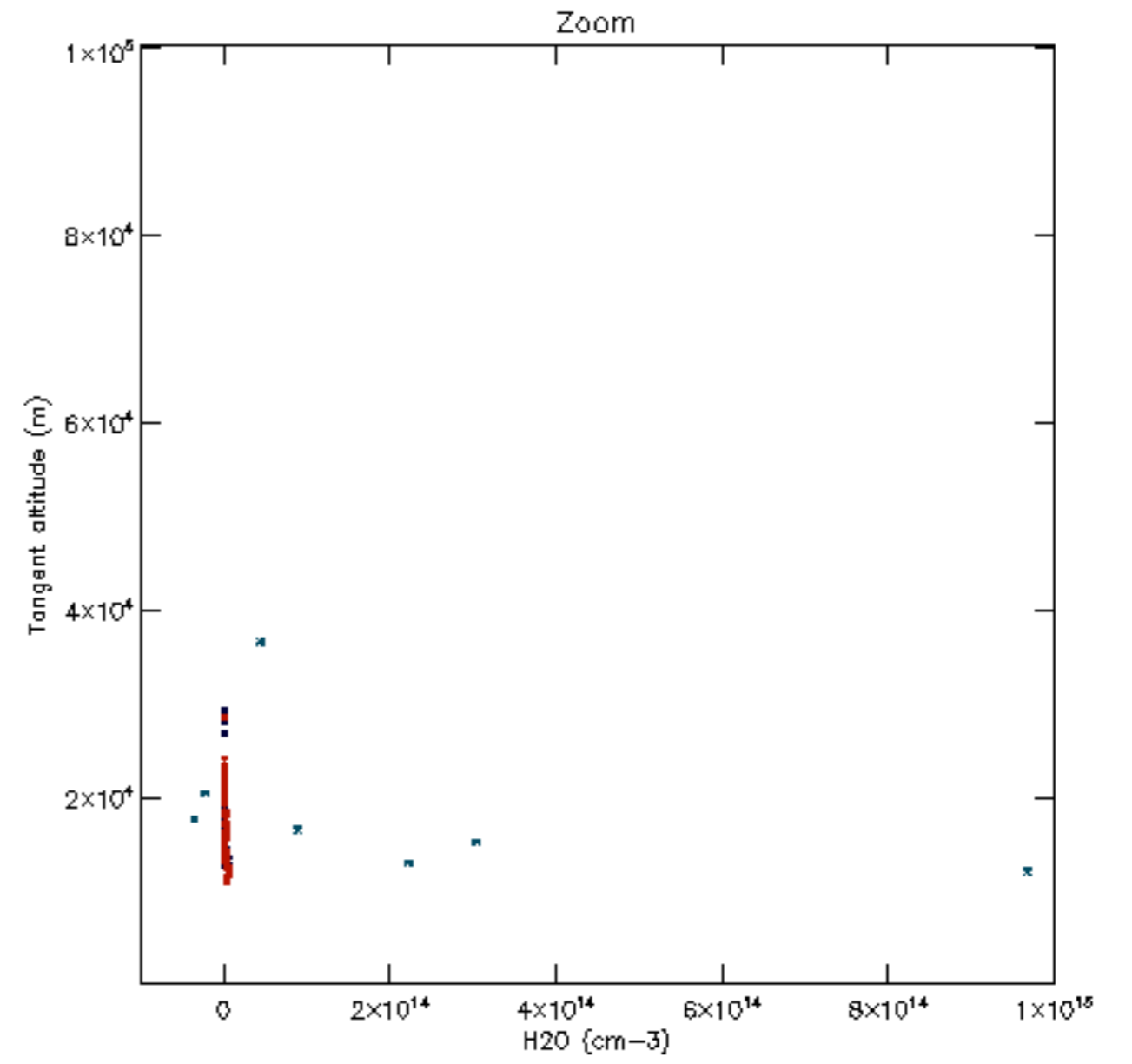
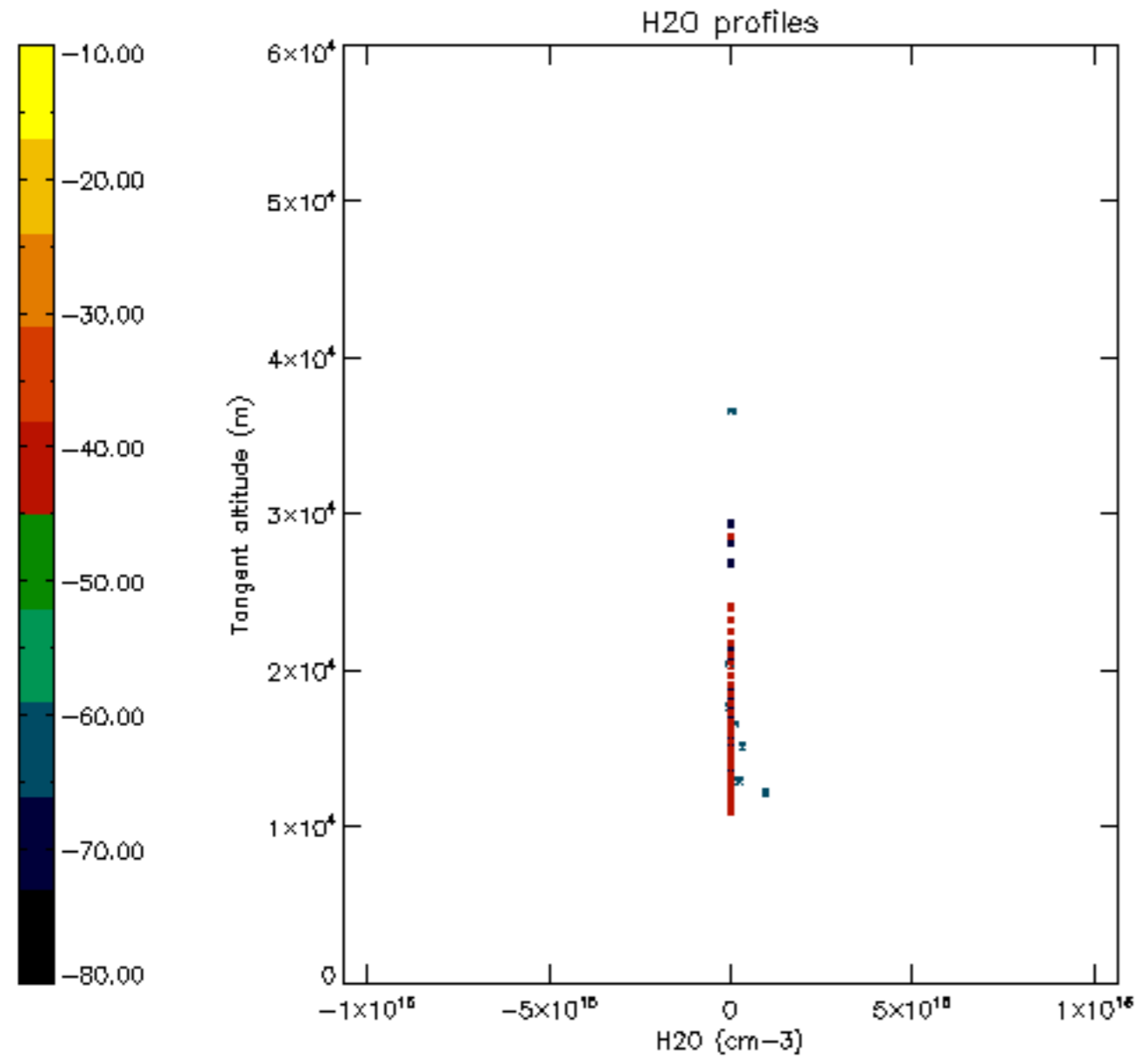


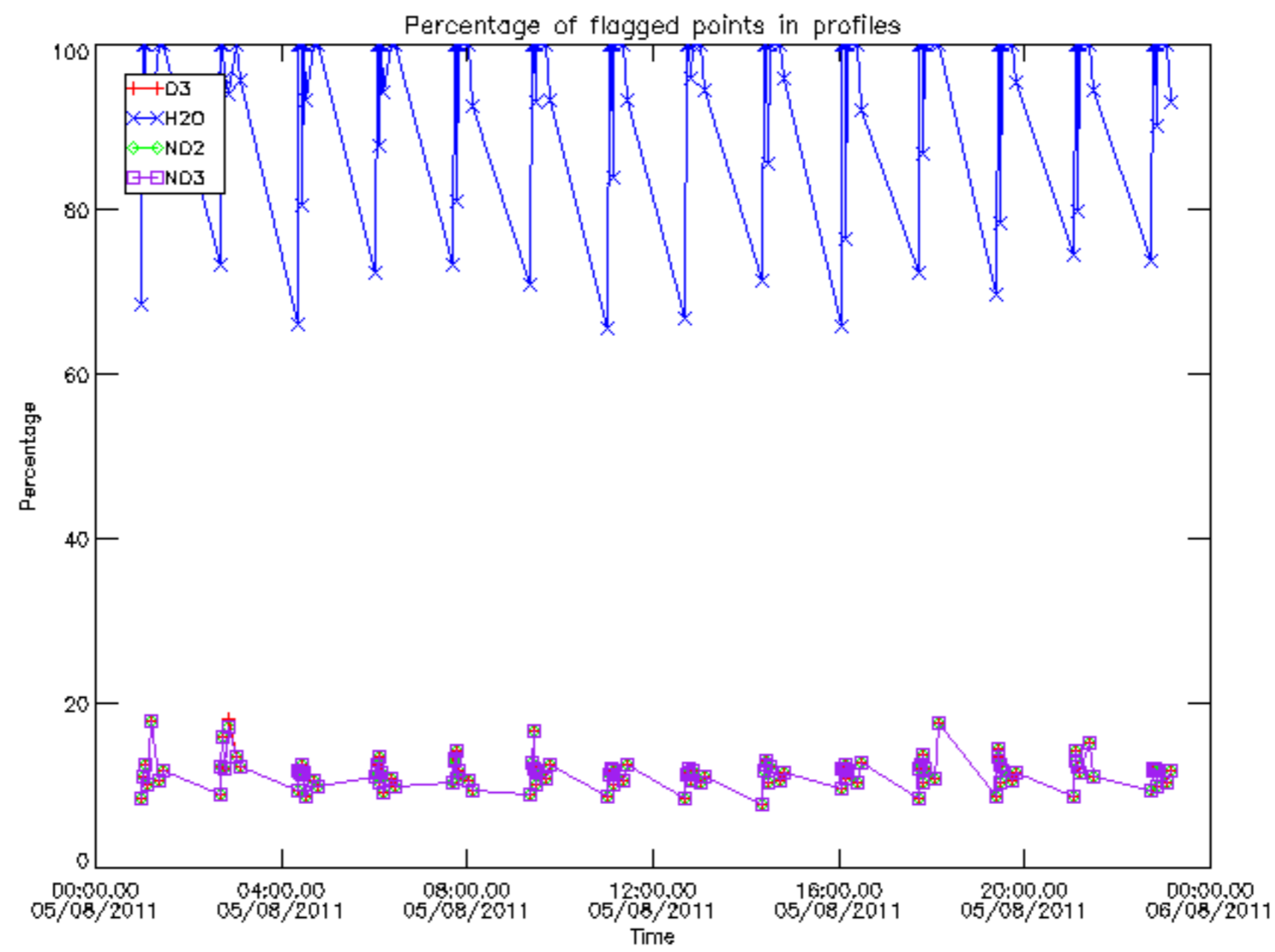




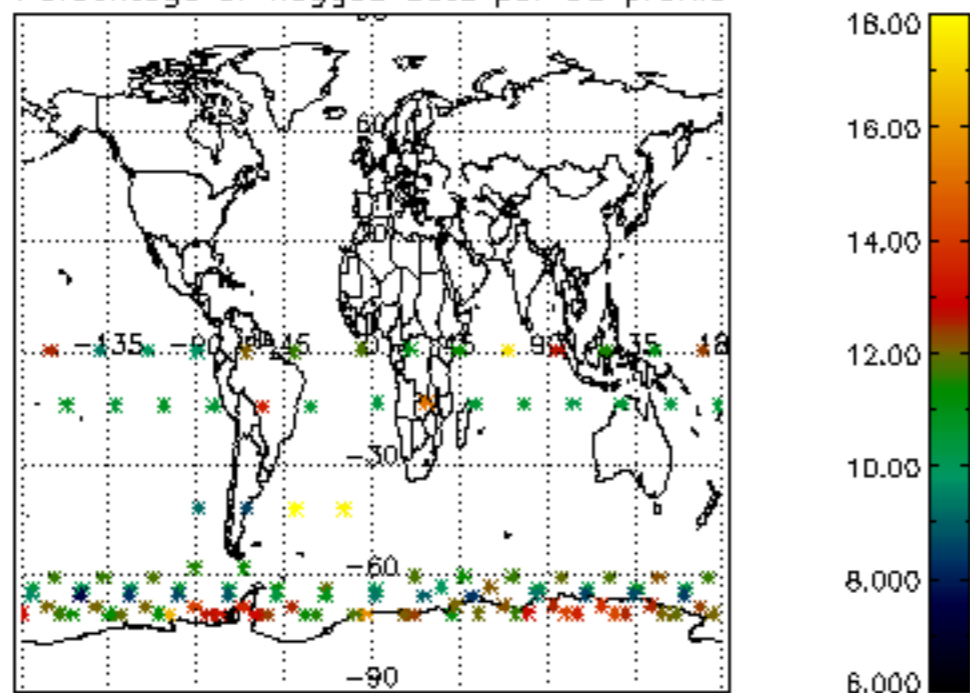




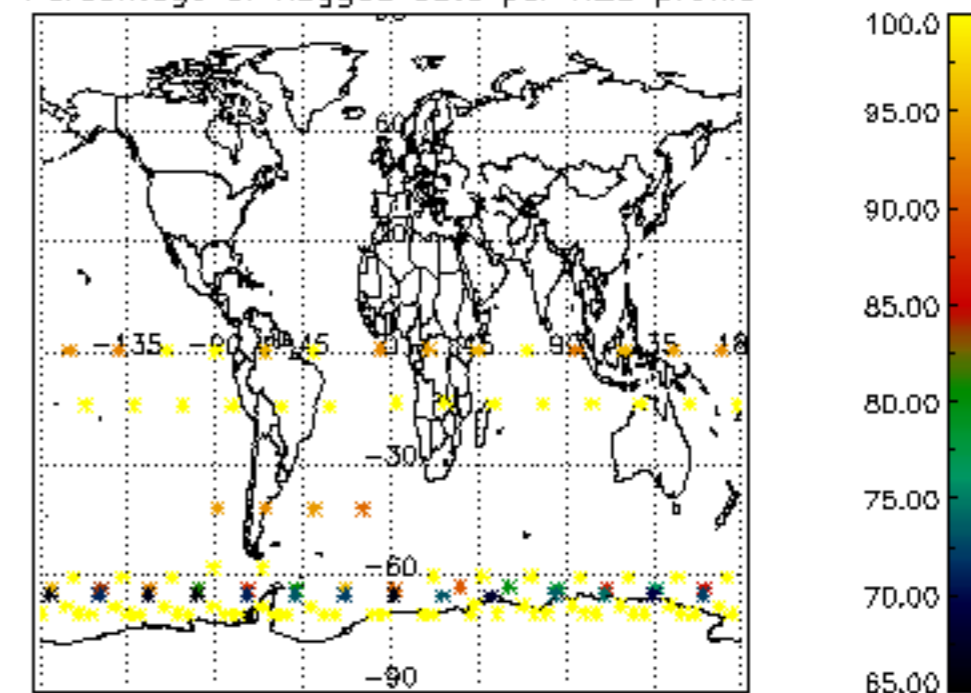




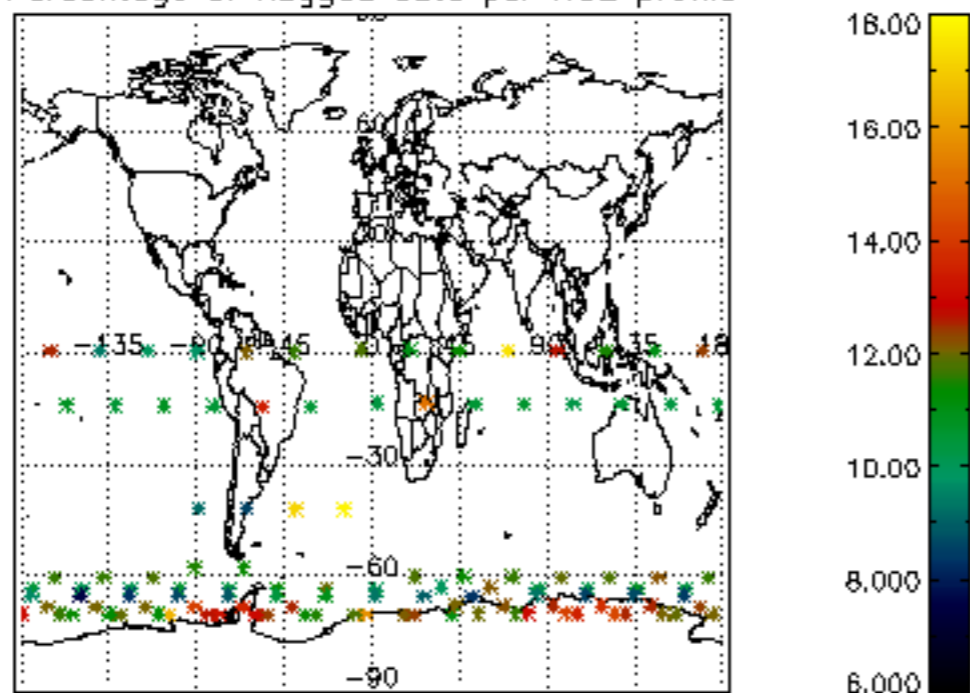
Percentage of flagged data per D3 profile



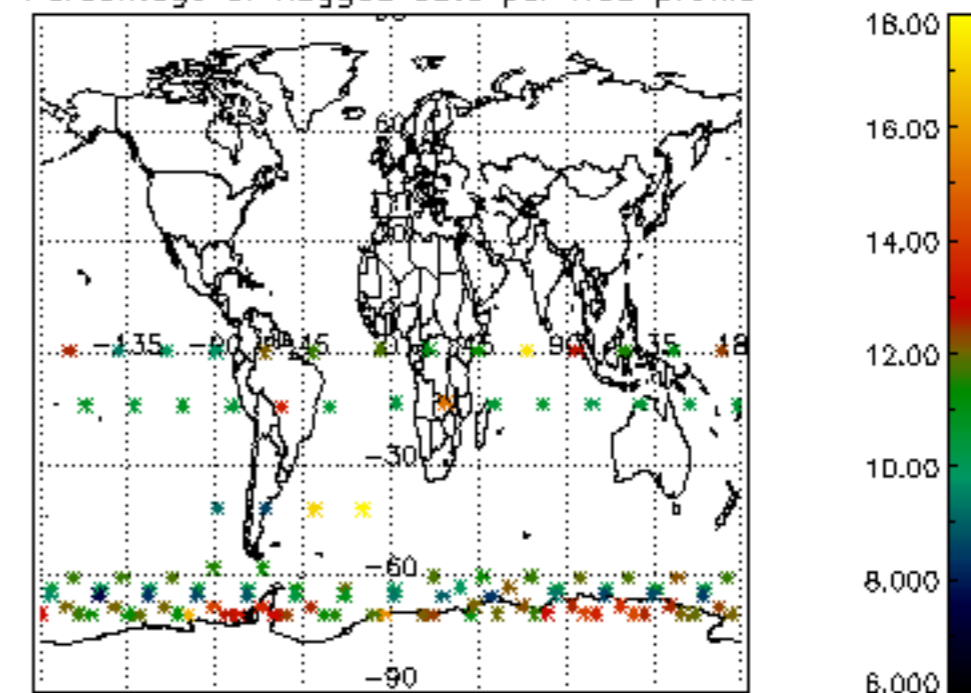
Percentage of flagged data per H2O profile

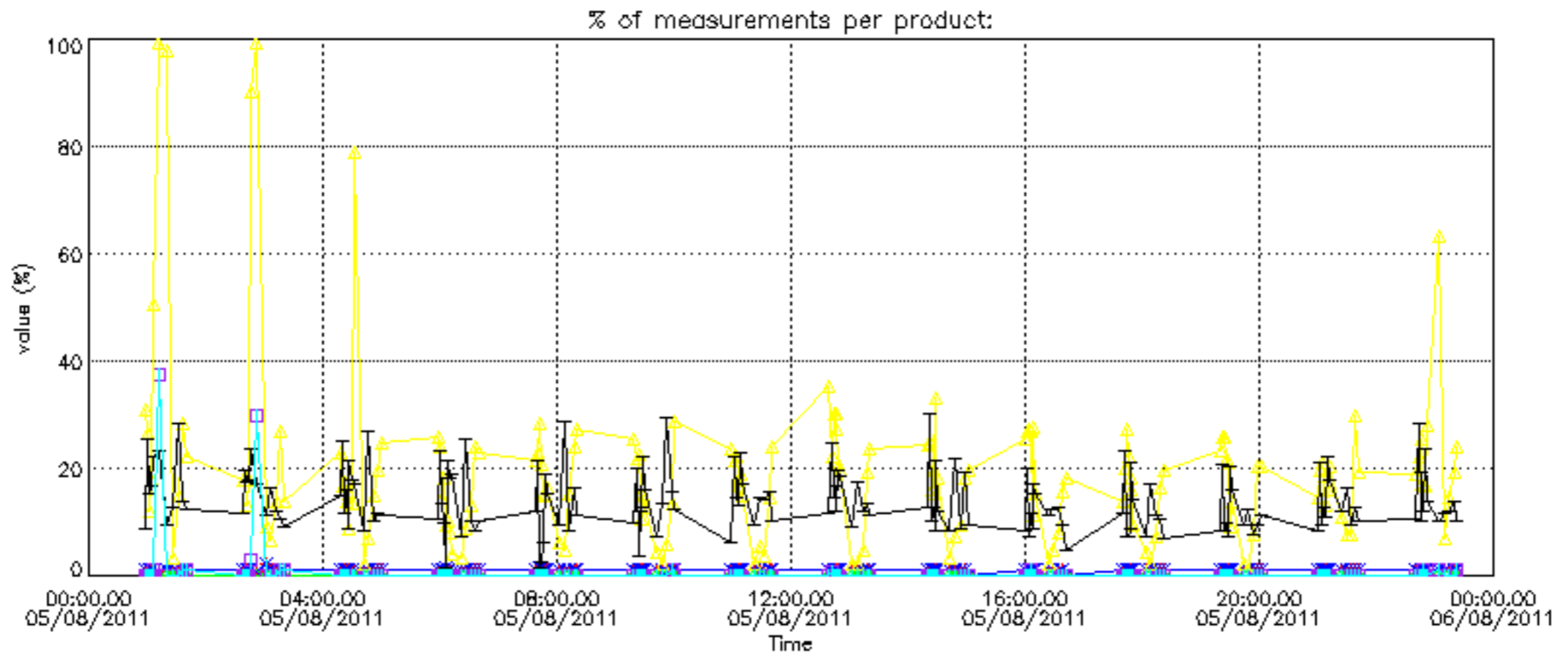


Percentage of flagged data per NO2 profile

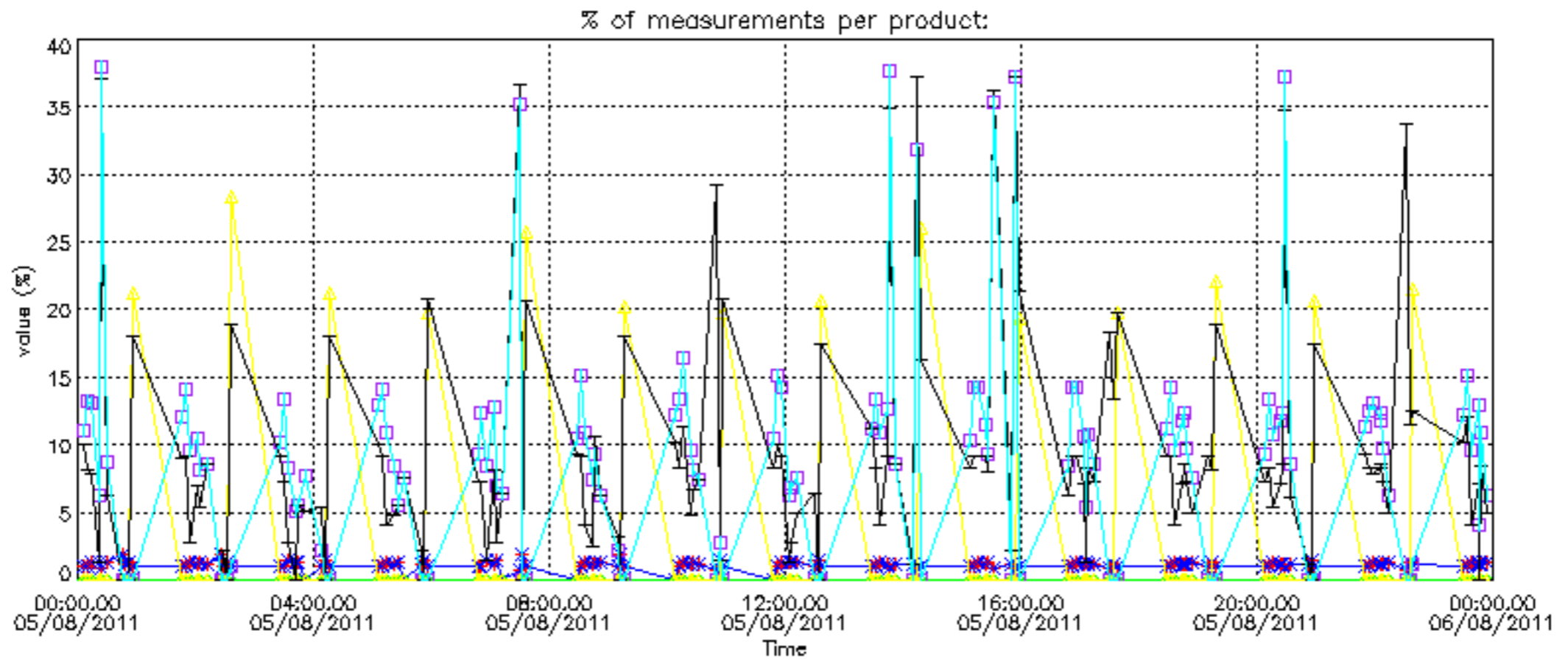


Percentage of flagged data per NO3 profile

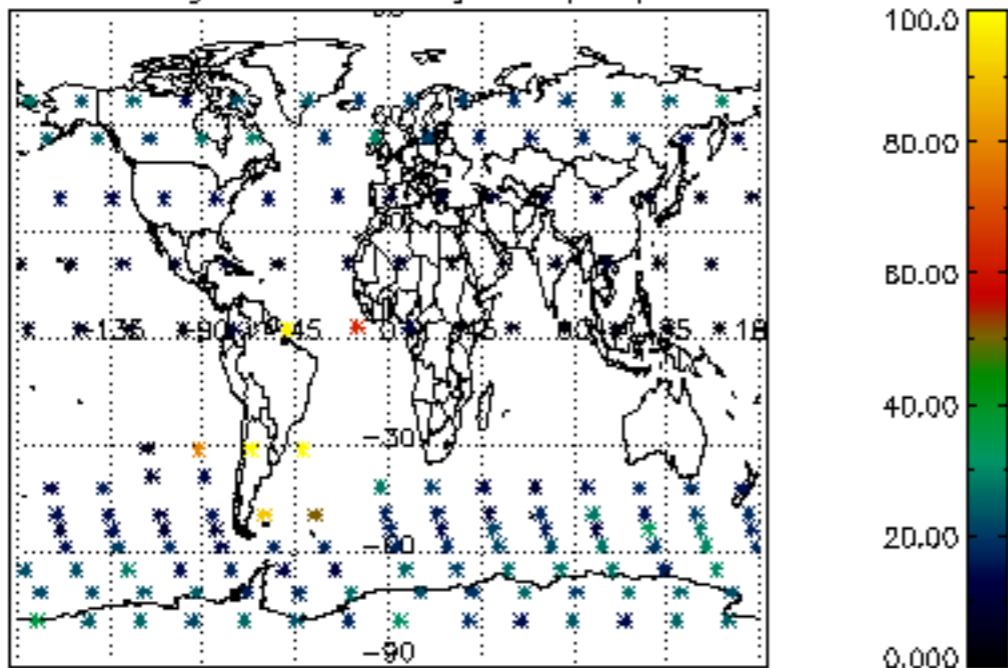




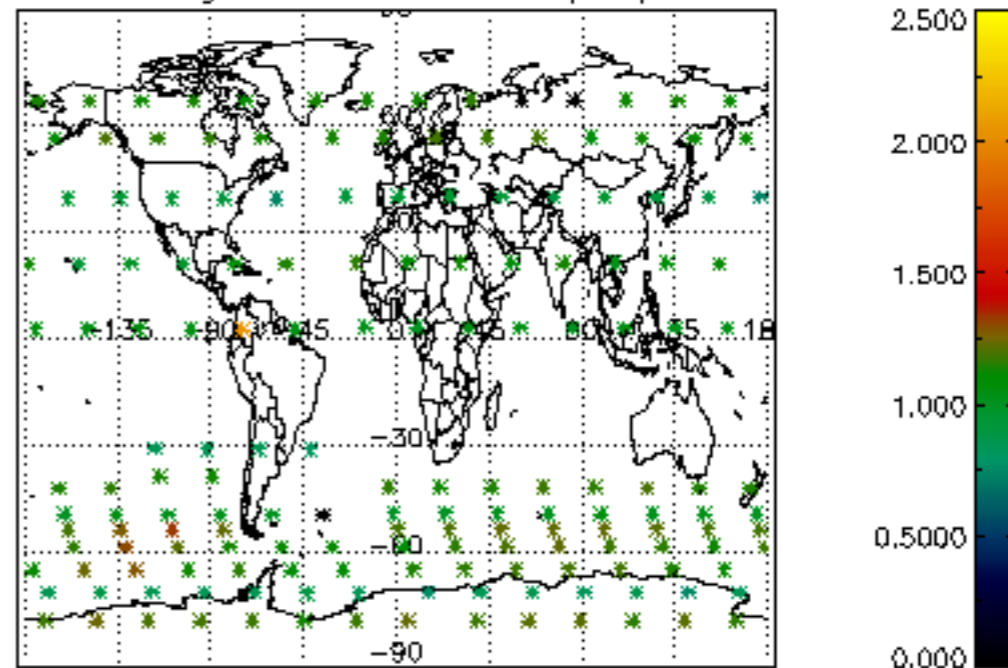




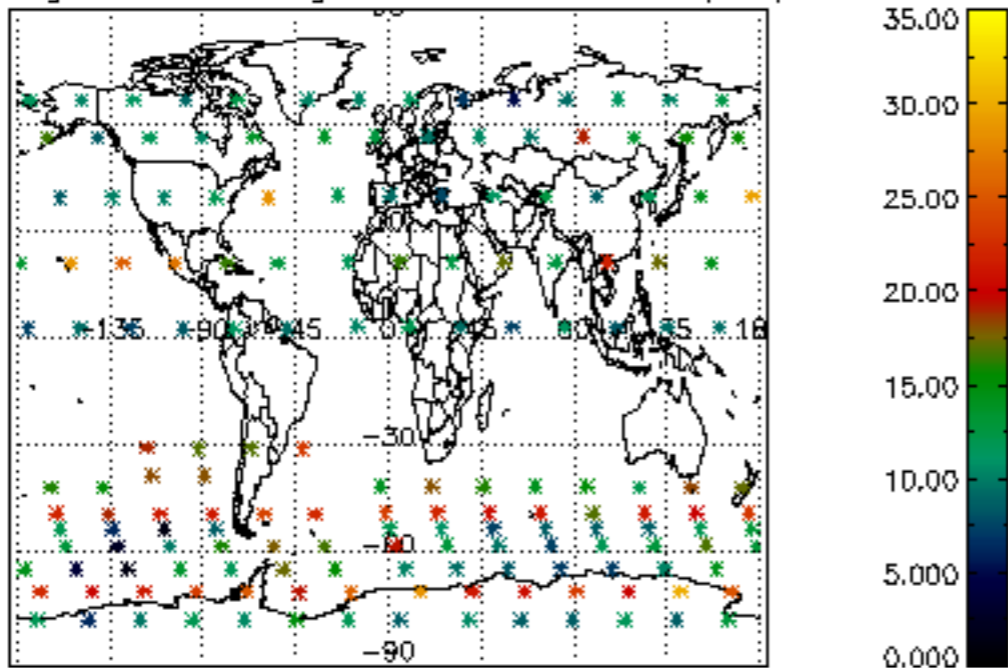
Percentage of cosmic ray hits per profile



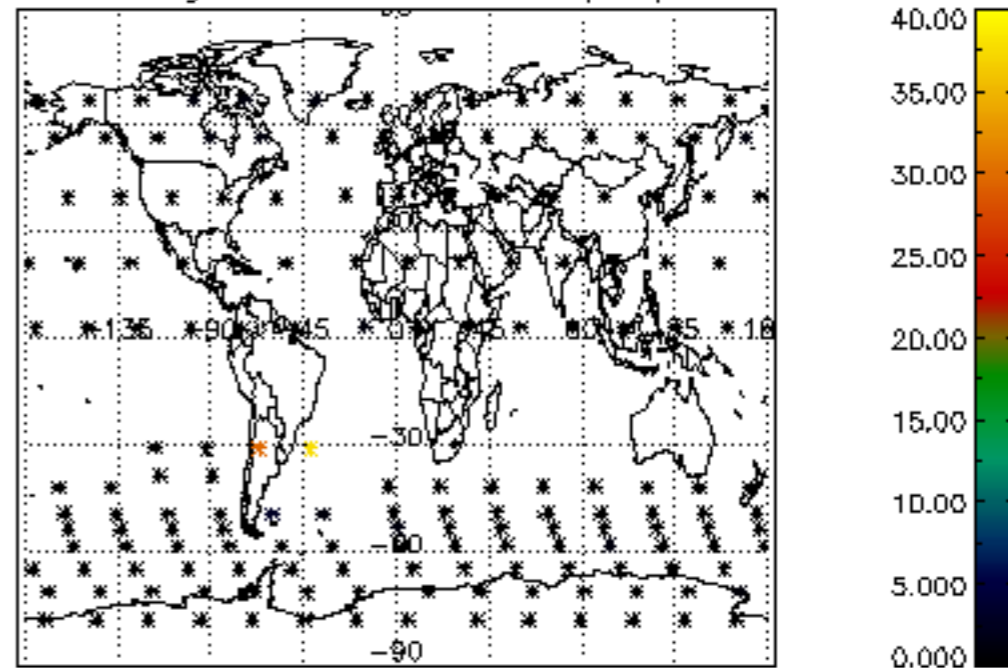
Percentage of datation errors per profile



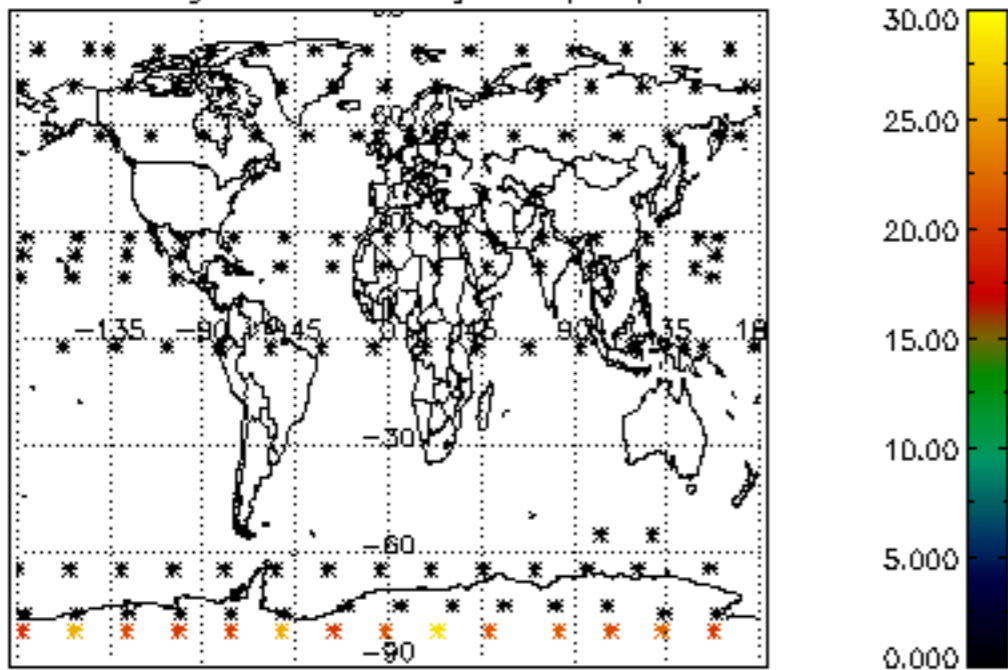
Percentage of star falling outside central band per profile



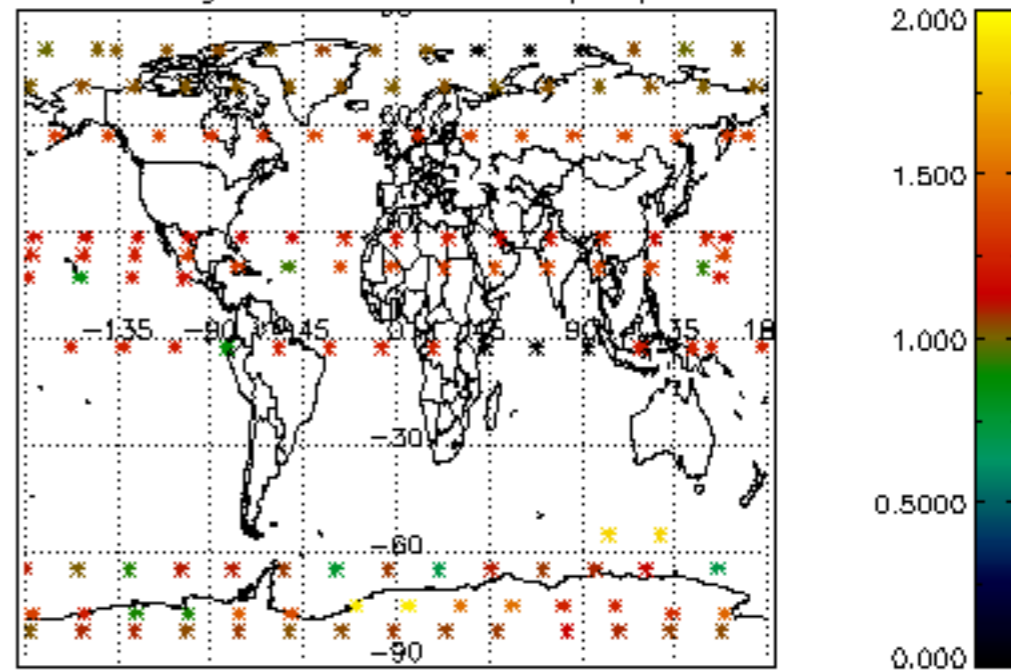
Percentage of saturation errors per profile



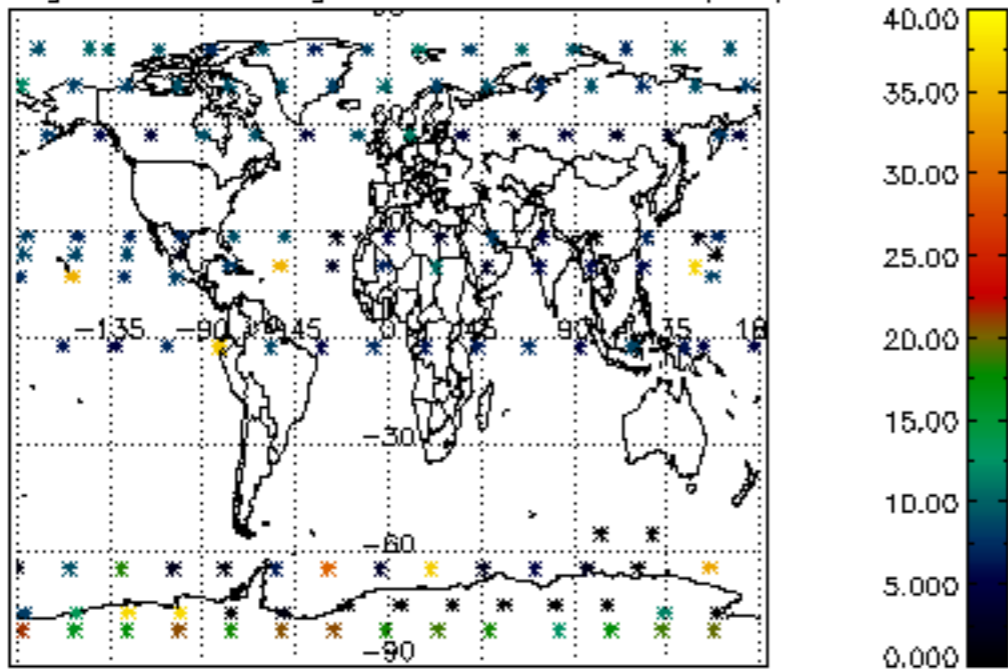
Percentage of cosmic ray hits per profile



Percentage of datation errors per profile



Percentage of star falling outside central band per profile



Percentage of saturation errors per profile

