

GOMOS Level 2 Daily Report

SUMMARY

[1. General Info](#)

[2. Summary of processed GOM_NL_2P products](#)

[3. Level 2 Quality information per product](#)

[3.1 Plot of level 2 quality information per product \(time dependant\)](#)

[3.2 Plot of level 2 quality information per product \(world map\)](#)

[4. Level 1 Quality information per product \(stored on level 2 products\)](#)

[4.1 Plot of level 1 quality information per product \(time dependant\)](#)

[4.1.1 Plot of level 1 quality information per product \(time dependant\): ASCENDING](#)

[4.1.2 Plot of level 1 quality information per product \(time dependant\): DESCENDING](#)

[4.2 Plot of level 1 quality information per product \(world map\)](#)

[4.2.1 Plot of level 1 quality information per product \(world map\): ASCENDING](#)

[4.2.2 Plot of level 1 quality information per product \(world map\): DESCENDING](#)

[5. Ozone profiles based on quality statistics and other trace gas profiles](#)

[5.1 Ozone statistics based on quality of products](#)

[5.2 Plot ozone profiles for all STD \(dark without errors\)](#)

[5.3 Plot ozone profiles where STD < 20% \(dark without errors\)](#)

[5.4. Plot ozone profiles where STD < 10% \(dark without errors\)](#)

[5.5. Plot ozone profiles where STD < 5% \(dark without errors\)](#)

[5.6 Plot NO2 profiles for all STD \(dark without errors\)](#)

[5.7 Plot NO3 profiles for all STD \(dark without errors\)](#)

[5.8 Plot H2O profiles \(only for occultations of stars 1,2,3,4,13,14,16,26,63 dark without errors\) for all STD](#)

[6. Auxiliary Data Files used for the production reported in section 2](#)

This report presents the daily analysis on parameters extracted from GOMOS level 2 data (GOM_NL__2P). It is intended to monitor some important parameters that will impact the quality of these products. A list of level 2 products (and content) that have arrived during the reporting day to the PCF is also given.

Item	Value
Time of report generation	24APR2013 16:15:05
Data source version	GOMOS/6.01
Start time of products	28-07-2011 (28JUL2011 00:00:00)
Stop time of products	29-07-2011 (29JUL2011 00:00:00)
Store outputs in DB	Yes
Nb of level 2 prods	286
Nb of prods with errors	0

2. Summary of processed GOM_NL__2P products.

Nr	Filename	UTC Start time	Limb	Duration	Star Id	Star Name	Star Mag	Star Temp	Nb Meas	Orbit	Prod. error
1	GOM_NL__2PRFIN20110728_000727_000000393105_00045_49197_2518.N1	28-JUL-2011 00:07:27	Bright	38.500	11	53Alp Aql	0.76500	8000.0	77	49197	No
2	GOM_NL__2PRFIN20110728_001626_000000453105_00045_49197_2519.N1	28-JUL-2011 00:16:26	Bright	45.000	92	53Eps Cyg	2.5000	4500.0	90	49197	No
3	GOM_NL__2PRFIN20110728_001807_000000383105_00045_49197_2520.N1	28-JUL-2011 00:18:07	Bright	38.000	144	18Del Cyg	2.8600	11000.	76	49197	No
4	GOM_NL__2PRFIN20110728_001929_000000453105_00045_49197_2521.N1	28-JUL-2011 00:19:29	Bright	44.500	19	50Alp Cyg	1.2460	10500.	89	49197	No
5	GOM_NL__2PRFIN20110728_002450_000000393105_00045_49197_2522.N1	28-JUL-2011 00:24:50	Bright	39.000	89	5Alp Cep	2.4510	8000.0	78	49197	No
6	GOM_NL__2PRFIN20110728_003929_000000483105_00045_49197_2523.N1	28-JUL-2011 00:39:29	Bright	48.000	160	23Gam Per	2.9300	4700.0	96	49197	No
7	GOM_NL__2PRFIN20110728_004104_000000483105_00045_49197_2524.N1	28-JUL-2011 00:41:04	Bright	48.000	35	33Alp Per	1.7950	6250.0	96	49197	No
8	GOM_NL__2PRFIN20110728_004255_000000413105_00045_49197_2525.N1	28-JUL-2011 00:42:55	Bright	40.500	6	13Alp Aur	0.080000	3400.0	81	49197	No
9	GOM_NL__2PRFIN20110728_004450_000000433105_00045_49197_2526.N1	28-JUL-2011 00:44:50	Bright	43.000	149	45Eps Per	2.8880	30000.	86	49197	No
10	GOM_NL__2PRFIN20110728_004748_000000523105_00045_49197_2527.N1	28-JUL-2011 00:47:48	Twilight	51.500	150	44Zet Per	2.8900	28000.	103	49197	No
11	GOM_NL__2PRFIN20110728_005049_000000373105_00045_49197_2528.N1	28-JUL-2011 00:50:49	Dark	37.000	146	25Eta Tau	2.8730	15200.	74	49197	No
12	GOM_NL__2PRFIN20110728_005225_000000503105_00045_49197_2529.N1	28-JUL-2011 00:52:25	Dark	49.500	13	87Alp Tau	0.86700	3800.0	99	49197	No
13	GOM_NL__2PRFIN20110728_005428_000000393105_00045_49197_2530.N1	28-JUL-2011 00:54:28	Dark	39.000	27	24Gam Ori	1.6360	26000.	78	49197	No
14	GOM_NL__2PRFIN20110728_005846_000000413105_00045_49197_2531.N1	28-JUL-2011 00:58:46	Dark	40.500	7	19Bet Ori	0.10000	14000.	81	49197	No
15	GOM_NL__2PRFIN20110728_010257_000000533105_00045_49197_2532.N1	28-JUL-2011 01:02:57	Dark	52.500	165	34Gam Eri	2.9500	3200.0	105	49197	No
16	GOM_NL__2PRFIN20110728_011219_000000453105_00045_49197_2533.N1	28-JUL-2011 01:12:19	Dark	45.000	157	The1Eri	2.9060	9300.0	90	49197	No
17	GOM_NL__2PRFIN20110728_011800_000000533105_00046_49198_2522.N1	28-JUL-2011 01:18:00	Dark	52.500	9	Alp Eri	0.45300	24000.	105	49198	No
18	GOM_NL__2PRFIN20110728_012227_000000553105_00046_49198_2523.N1	28-JUL-2011 01:22:27	Straylight	54.500	84	Alp Phe	2.3970	4500.0	109	49198	No
19	GOM_NL__2PRFIN20110728_012501_000000413105_00046_49198_2524.N1	28-JUL-2011 01:25:01	Straylight	41.000	148	Alp Tuc	2.8780	4100.0	82	49198	No
20	GOM_NL__2PRFIN20110728_012817_000000463105_00046_49198_2525.N1	28-JUL-2011 01:28:17	Straylight	45.500	31	Alp Gru	1.7340	15200.	91	49198	No
21	GOM_NL__2PRFIN20110728_013127_000000483105_00046_49198_2526.N1	28-JUL-2011 01:31:27	Straylight	47.500	172	Gam Gru	3.0030	13100.	95	49198	No
22	GOM_NL__2PRFIN20110728_014741_000000393105_00046_49198_2527.N1	28-JUL-2011 01:47:41	Bright	39.000	11	53Alp Aql	0.76500	8000.0	78	49198	No
23	GOM_NL__2PRFIN20110728_015640_000000453105_00046_49198_2528.N1	28-JUL-2011 01:56:40	Bright	45.000	92	53Eps Cyg	2.5000	4500.0	90	49198	No
24	GOM_NL__2PRFIN20110728_015820_000000393105_00046_49198_2529.N1	28-JUL-2011 01:58:20	Bright	38.500	144	18Del Cyg	2.8600	11000.	77	49198	No
25	GOM_NL__2PRFIN20110728_015943_000000433105_00046_49198_2530.N1	28-JUL-2011 01:59:43	Bright	43.000	19	50Alp Cyg	1.2460	10500.	86	49198	No
26	GOM_NL__2PRFIN20110728_020504_000000423105_00046_49198_2531.N1	28-JUL-2011 02:05:04	Bright	41.500	89	5Alp Cep	2.4510	8000.0	83	49198	No
27	GOM_NL__2PRFIN20110728_021943_000000463105_00046_49198_2532.N1	28-JUL-2011 02:19:43	Bright	46.000	160	23Gam Per	2.9300	4700.0	92	49198	No
28	GOM_NL__2PRFIN20110728_022118_000000493105_00046_49198_2533.N1	28-JUL-2011 02:21:18	Bright	49.000	35	33Alp Per	1.7950	6250.0	98	49198	No
29	GOM_NL__2PRFIN20110728_022309_000000403105_00046_49198_2534.N1	28-JUL-2011 02:23:09	Bright	40.000	6	13Alp Aur	0.080000	3400.0	80	49198	No
30	GOM_NL__2PRFIN20110728_022504_000000463105_00046_49198_2535.N1	28-JUL-2011 02:25:04	Bright	45.500	149	45Eps Per	2.8880	30000.	91	49198	No
31	GOM_NL__2PRFIN20110728_022802_000000543105_00046_49198_2536.N1	28-JUL-2011 02:28:02	Twilight	53.500	150	44Zet Per	2.8900	28000.	107	49198	No
32	GOM_NL__2PRFIN20110728_023103_000000283105_00046_49198_2537.N1	28-JUL-2011 02:31:03	Dark	28.000	146	25Eta Tau	2.8730	15200.	56	49198	No
33	GOM_NL__2PRFIN20110728_023240_000000533105_00046_49198_2538.N1	28-JUL-2011 02:32:40	Dark	53.000	13	87Alp Tau	0.86700	3800.0	106	49198	No
34	GOM_NL__2PRFIN20110728_023442_000000393105_00046_49198_2539.N1	28-JUL-2011 02:34:42	Dark	39.000	27	24Gam Ori	1.6360	26000.	78	49198	No
35	GOM_NL__2PRFIN20110728_023901_000000413105_00046_49198_2540.N1	28-JUL-2011 02:39:01	Dark	41.000	7	19Bet Ori	0.10000	14000.	82	49198	No
36	GOM_NL__2PRFIN20110728_024312_000000533105_00046_49198_2541.N1	28-JUL-2011 02:43:12	Dark	52.500	165	34Gam Eri	2.9500	3200.0	105	49198	No
37	GOM_NL__2PRFIN20110728_025234_000000443105_00046_49198_2542.N1	28-JUL-2011 02:52:34	Dark	44.000	157	The1Eri	2.9060	9300.0	88	49198	No
38	GOM_NL__2PRFIN20110728_025815_000000453105_00047_49199_2533.N1	28-JUL-2011 02:58:15	Dark	45.000	9	Alp Eri	0.45300	24000.	90	49199	No
39	GOM_NL__2PRFIN20110728_030242_000000553105_00047_49199_2534.N1	28-JUL-2011 03:02:42	Straylight	55.000	84	Alp Phe	2.3970	4500.0	110	49199	No
40	GOM_NL__2PRFIN20110728_030516_000000433105_00047_49199_2535.N1	28-JUL-2011 03:05:16	Straylight	43.000	148	Alp Tuc	2.8780	4100.0	86	49199	No
41	GOM_NL__2PRFIN20110728_030832_000000483105_00047_49199_2536.N1	28-JUL-2011 03:08:32	Straylight	48.000	31	Alp Gru	1.7340	15200.	96	49199	No
42	GOM_NL__2PRFIN20110728_031141_000000463105_00047_49199_2537.N1	28-JUL-2011 03:11:41	Straylight	46.000	172	Gam Gru	3.0030	13100.	92	49199	No

43	GOM_NL__2PRFIN20110728_032755_000000403105_00047_49199_2538.N1	28-JUL-2011 03:27:55	Bright	40.000	11	53Alp Aql	0.76500	8000.0	80	49199	No
44	GOM_NL__2PRFIN20110728_033653_000000473105_00047_49199_2539.N1	28-JUL-2011 03:36:53	Bright	46.500	92	53Eps Cyg	2.5000	4500.0	93	49199	No
45	GOM_NL__2PRFIN20110728_033834_000000393105_00047_49199_2540.N1	28-JUL-2011 03:38:34	Bright	38.500	144	18Del Cyg	2.8600	11000.	77	49199	No
46	GOM_NL__2PRFIN20110728_033956_000000423105_00047_49199_2541.N1	28-JUL-2011 03:39:56	Bright	42.000	19	50Alp Cyg	1.2460	10500.	84	49199	No
47	GOM_NL__2PRFIN20110728_034517_000000423105_00047_49199_2542.N1	28-JUL-2011 03:45:17	Bright	41.500	89	5Alp Cep	2.4510	8000.0	83	49199	No
48	GOM_NL__2PRFIN20110728_035956_000000683105_00047_49199_2543.N1	28-JUL-2011 03:59:56	Bright	68.000	160	23Gam Per	2.9300	4700.0	136	49199	No
49	GOM_NL__2PRFIN20110728_040132_000000493105_00047_49199_2544.N1	28-JUL-2011 04:01:32	Bright	49.000	35	33Alp Per	1.7950	6250.0	98	49199	No
50	GOM_NL__2PRFIN20110728_040323_000000423105_00047_49199_2545.N1	28-JUL-2011 04:03:23	Bright	41.500	6	13Alp Aur	0.080000	3400.0	83	49199	No
51	GOM_NL__2PRFIN20110728_040518_000000573105_00047_49199_2546.N1	28-JUL-2011 04:05:18	Bright	57.000	149	45Eps Per	2.8880	30000.	114	49199	No
52	GOM_NL__2PRFIN20110728_040816_000000533105_00047_49199_2547.N1	28-JUL-2011 04:08:16	Tw_i_and_stray	52.500	150	44Zet Per	2.8900	28000.	105	49199	No
53	GOM_NL__2PRFIN20110728_041117_000000283105_00047_49199_2548.N1	28-JUL-2011 04:11:17	Dark	28.000	146	25Eta Tau	2.8730	15200.	56	49199	No
54	GOM_NL__2PRFIN20110728_041254_000000483105_00047_49199_2549.N1	28-JUL-2011 04:12:54	Dark	47.500	13	87Alp Tau	0.86700	3800.0	95	49199	No
55	GOM_NL__2PRFIN20110728_041457_000000383105_00047_49199_2550.N1	28-JUL-2011 04:14:57	Dark	38.000	27	24Gam Ori	1.6360	26000.	76	49199	No
56	GOM_NL__2PRFIN20110728_041915_000000443105_00047_49199_2551.N1	28-JUL-2011 04:19:15	Dark	44.000	7	19Bet Ori	0.10000	14000.	88	49199	No
57	GOM_NL__2PRFIN20110728_042327_000000523105_00047_49199_2552.N1	28-JUL-2011 04:23:27	Dark	52.000	165	34Gam Eri	2.9500	3200.0	104	49199	No
58	GOM_NL__2PRFIN20110728_043249_000000453105_00047_49199_2553.N1	28-JUL-2011 04:32:49	Dark	44.500	157	The1Eri	2.9060	9300.0	89	49199	No
59	GOM_NL__2PRFIN20110728_043830_000000443105_00048_49200_2550.N1	28-JUL-2011 04:38:30	Dark	43.500	9	Alp Eri	0.45300	24000.	87	49200	No
60	GOM_NL__2PRFIN20110728_044257_000000563105_00048_49200_2551.N1	28-JUL-2011 04:42:57	Straylight	56.000	84	Alp Phe	2.3970	4500.0	112	49200	No
61	GOM_NL__2PRFIN20110728_044530_000000433105_00048_49200_2552.N1	28-JUL-2011 04:45:30	Straylight	42.500	148	Alp Tuc	2.8780	4100.0	85	49200	No
62	GOM_NL__2PRFIN20110728_044846_000000463105_00048_49200_2553.N1	28-JUL-2011 04:48:46	Straylight	45.500	31	Alp Gru	1.7340	15200.	91	49200	No
63	GOM_NL__2PRFIN20110728_045156_000000473105_00048_49200_2554.N1	28-JUL-2011 04:51:56	Straylight	47.000	172	Gam Gru	3.0030	13100.	94	49200	No
64	GOM_NL__2PRFIN20110728_050809_000000403105_00048_49200_2555.N1	28-JUL-2011 05:08:09	Bright	40.000	11	53Alp Aql	0.76500	8000.0	80	49200	No
65	GOM_NL__2PRFIN20110728_051707_000000473105_00048_49200_2556.N1	28-JUL-2011 05:17:07	Bright	46.500	92	53Eps Cyg	2.5000	4500.0	93	49200	No
66	GOM_NL__2PRFIN20110728_051848_000000393105_00048_49200_2557.N1	28-JUL-2011 05:18:48	Bright	39.000	144	18Del Cyg	2.8600	11000.	78	49200	No
67	GOM_NL__2PRFIN20110728_052010_000000633105_00048_49200_2558.N1	28-JUL-2011 05:20:10	Bright	63.000	19	50Alp Cyg	1.2460	10500.	126	49200	No
68	GOM_NL__2PRFIN20110728_052531_000000423105_00048_49200_2559.N1	28-JUL-2011 05:25:31	Bright	41.500	89	5Alp Cep	2.4510	8000.0	83	49200	No
69	GOM_NL__2PRFIN20110728_054010_000000683105_00048_49200_2560.N1	28-JUL-2011 05:40:10	Bright	68.000	160	23Gam Per	2.9300	4700.0	136	49200	No
70	GOM_NL__2PRFIN20110728_054146_000000673105_00048_49200_2561.N1	28-JUL-2011 05:41:46	Bright	67.000	35	33Alp Per	1.7950	6250.0	134	49200	No
71	GOM_NL__2PRFIN20110728_054337_000000413105_00048_49200_2562.N1	28-JUL-2011 05:43:37	Bright	40.500	6	13Alp Aur	0.080000	3400.0	81	49200	No
72	GOM_NL__2PRFIN20110728_054532_000000463105_00048_49200_2563.N1	28-JUL-2011 05:45:32	Bright	45.500	149	45Eps Per	2.8880	30000.	91	49200	No
73	GOM_NL__2PRFIN20110728_054830_000000523105_00048_49200_2564.N1	28-JUL-2011 05:48:30	Tw_i_and_stray	51.500	150	44Zet Per	2.8900	28000.	103	49200	No
74	GOM_NL__2PRFIN20110728_055308_000000503105_00048_49200_2565.N1	28-JUL-2011 05:53:08	Dark	50.000	13	87Alp Tau	0.86700	3800.0	100	49200	No
75	GOM_NL__2PRFIN20110728_055511_000000393105_00048_49200_2566.N1	28-JUL-2011 05:55:11	Dark	39.000	27	24Gam Ori	1.6360	26000.	78	49200	No
76	GOM_NL__2PRFIN20110728_055929_000000443105_00048_49200_2567.N1	28-JUL-2011 05:59:29	Dark	43.500	7	19Bet Ori	0.10000	14000.	87	49200	No
77	GOM_NL__2PRFIN20110728_060342_000000543105_00048_49200_2568.N1	28-JUL-2011 06:03:42	Dark	54.000	165	34Gam Eri	2.9500	3200.0	108	49200	No
78	GOM_NL__2PRFIN20110728_061304_000000473105_00048_49200_2569.N1	28-JUL-2011 06:13:04	Dark	46.500	157	The1Eri	2.9060	9300.0	93	49200	No
79	GOM_NL__2PRFIN20110728_061845_000000433105_00049_49201_2560.N1	28-JUL-2011 06:18:45	Dark	43.000	9	Alp Eri	0.45300	24000.	86	49201	No
80	GOM_NL__2PRFIN20110728_062312_000000543105_00049_49201_2561.N1	28-JUL-2011 06:23:12	Straylight	53.500	84	Alp Phe	2.3970	4500.0	107	49201	No
81	GOM_NL__2PRFIN20110728_062545_000000483105_00049_49201_2562.N1	28-JUL-2011 06:25:45	Straylight	48.000	148	Alp Tuc	2.8780	4100.0	96	49201	No
82	GOM_NL__2PRFIN20110728_062901_000000453105_00049_49201_2563.N1	28-JUL-2011 06:29:01	Straylight	44.500	31	Alp Gru	1.7340	15200.	89	49201	No
83	GOM_NL__2PRFIN20110728_063210_000000463105_00049_49201_2564.N1	28-JUL-2011 06:32:10	Straylight	45.500	172	Gam Gru	3.0030	13100.	91	49201	No
84	GOM_NL__2PRFIN20110728_064823_000000393105_00049_49201_2565.N1	28-JUL-2011 06:48:23	Bright	38.500	11	53Alp Aql	0.76500	8000.0	77	49201	No
85	GOM_NL__2PRFIN20110728_065720_000000463105_00049_49201_2566.N1	28-JUL-2011 06:57:20	Bright	46.000	92	53Eps Cyg	2.5000	4500.0	92	49201	No
86	GOM_NL__2PRFIN20110728_065902_000000393105_00049_49201_2567.N1	28-JUL-2011 06:59:02	Bright	38.500	144	18Del Cyg	2.8600	11000.	77	49201	No
87	GOM_NL__2PRFIN20110728_070023_000000633105_00049_49201_2568.N1	28-JUL-2011 07:00:23	Bright	63.000	19	50Alp Cyg	1.2460	10500.	126	49201	No
88	GOM_NL__2PRFIN20110728_070544_000000423105_00049_49201_2569.N1	28-JUL-2011 07:05:44	Bright	41.500	89	5Alp Cep	2.4510	8000.0	83	49201	No
89	GOM_NL__2PRFIN20110728_072024_000000463105_00049_49201_2570.N1	28-JUL-2011 07:20:24	Bright	46.000	160	23Gam Per	2.9300	4700.0	92	49201	No
90	GOM_NL__2PRFIN20110728_072159_000000483105_00049_49201_2571.N1	28-JUL-2011 07:21:59	Bright	48.000	35	33Alp Per	1.7950	6250.0	96	49201	No
91	GOM_NL__2PRFIN20110728_072351_000000413105_00049_49201_2572.N1	28-JUL-2011 07:23:51	Bright	40.500	6	13Alp Aur	0.080000	3400.0	81	49201	No
92	GOM_NL__2PRFIN20110728_072546_000000443105_00049_49201_2573.N1	28-JUL-2011 07:25:46	Bright	44.000	149	45Eps Per	2.8880	30000.	88	49201	No
93	GOM_NL__2PRFIN20110728_072844_000000503105_00049_49201_2574.N1	28-JUL-2011 07:28:44	Tw_i_and_stray	50.000	150	44Zet Per	2.8900	28000.	100	49201	No
94	GOM_NL__2PRFIN20110728_073323_000000523105_00049_49201_2575.N1	28-JUL-2011 07:33:23	Dark	51.500	13	87Alp Tau	0.86700	3800.0	103	49201	No
95	GOM_NL__2PRFIN20110728_073525_000000373105_00049_49201_2576.N1	28-JUL-2011 07:35:25	Dark	36.500	27	24Gam Ori	1.6360	26000.	73	49201	No
96	GOM_NL__2PRFIN20110728_073944_000000453105_00049_49201_2577.N1	28-JUL-2011 07:39:44	Dark	45.000	7	19Bet Ori	0.10000	14000.	90	49201	No
97	GOM_NL__2PRFIN20110728_074357_000000543105_00049_49201_2578.N1	28-JUL-2011 07:43:57	Dark	53.500	165	34Gam Eri	2.9500	3200.0	107	49201	No
98	GOM_NL__2PRFIN20110728_075319_000000463105_00049_49201_2579.N1	28-JUL-2011 07:53:19	Dark	46.000	157	The1Eri	2.9060	9300.0	92	49201	No
99	GOM_NL__2PRFIN20110728_075859_000000433105_00050_49202_2584.N1	28-JUL-2011 07:58:59	Dark	42.500	9	Alp Eri	0.45300	24000.	85	49202	No
100	GOM_NL__2PRFIN20110728_080327_000000543105_00050_49202_2585.N1	28-JUL-2011 08:03:27	Straylight	53.500	84	Alp Phe	2.3970	4500.0	107	49202	No
101	GOM_NL__2PRFIN20110728_080559_000000513105_00050_49202_2586.N1	28-JUL-2011 08:05:59	Straylight	50.500	148	Alp Tuc	2.8780	4100.0	101	49202	No

102	GOM_NL__2PRFIN20110728_080915_000000453105_00050_49202_2587.N1	28-JUL-2011 08:09:15	Straylight	45.000	31	Alp Gru	1.7340	15200.	90	49202	No
103	GOM_NL__2PRFIN20110728_081225_000000473105_00050_49202_2588.N1	28-JUL-2011 08:12:25	Straylight	46.500	172	Gam Gru	3.0030	13100.	93	49202	No
104	GOM_NL__2PRFIN20110728_082837_000000403105_00050_49202_2589.N1	28-JUL-2011 08:28:37	Bright	40.000	11	53Alp Aql	0.76500	8000.0	80	49202	No
105	GOM_NL__2PRFIN20110728_083733_000000553105_00050_49202_2590.N1	28-JUL-2011 08:37:33	Bright	54.500	92	53Eps Cyg	2.5000	4500.0	109	49202	No
106	GOM_NL__2PRFIN20110728_083915_000000383105_00050_49202_2591.N1	28-JUL-2011 08:39:15	Bright	38.000	144	18Del Cyg	2.8600	11000.	76	49202	No
107	GOM_NL__2PRFIN20110728_084037_000000453105_00050_49202_2592.N1	28-JUL-2011 08:40:37	Bright	44.500	19	50Alp Cyg	1.2460	10500.	89	49202	No
108	GOM_NL__2PRFIN20110728_084558_000000403105_00050_49202_2593.N1	28-JUL-2011 08:45:58	Bright	40.000	89	5Alp Cep	2.4510	8000.0	80	49202	No
109	GOM_NL__2PRFIN20110728_090037_000000453105_00050_49202_2594.N1	28-JUL-2011 09:00:37	Bright	45.000	160	23Gam Per	2.9300	4700.0	90	49202	No
110	GOM_NL__2PRFIN20110728_090213_000000553105_00050_49202_2595.N1	28-JUL-2011 09:02:13	Bright	54.500	35	33Alp Per	1.7950	6250.0	109	49202	No
111	GOM_NL__2PRFIN20110728_090405_000000403105_00050_49202_2596.N1	28-JUL-2011 09:04:05	Bright	39.500	6	13Alp Aur	0.080000	3400.0	79	49202	No
112	GOM_NL__2PRFIN20110728_090600_000000453105_00050_49202_2597.N1	28-JUL-2011 09:06:00	Bright	44.500	149	45Eps Per	2.8880	30000.	89	49202	No
113	GOM_NL__2PRFIN20110728_090858_000000513105_00050_49202_2598.N1	28-JUL-2011 09:08:58	Tw_i_and_stray	51.000	150	44Zet Per	2.8900	28000.	102	49202	No
114	GOM_NL__2PRFIN20110728_091115_000000403105_00050_49202_2599.N1	28-JUL-2011 09:11:15	Tw_i_and_stray	40.000	176	23Zet Tau	3.0200	22000.	80	49202	No
115	GOM_NL__2PRFIN20110728_091337_000000513105_00050_49202_2600.N1	28-JUL-2011 09:13:37	Dark	50.500	13	87Alp Tau	0.86700	3800.0	101	49202	No
116	GOM_NL__2PRFIN20110728_091540_000000373105_00050_49202_2601.N1	28-JUL-2011 09:15:40	Dark	36.500	27	24Gam Ori	1.6360	26000.	73	49202	No
117	GOM_NL__2PRFIN20110728_092411_000000553105_00050_49202_2602.N1	28-JUL-2011 09:24:11	Dark	55.000	165	34Gam Eri	2.9500	3200.0	110	49202	No
118	GOM_NL__2PRFIN20110728_093333_000000453105_00050_49202_2603.N1	28-JUL-2011 09:33:33	Dark	44.500	157	The1Eri	2.9060	9300.0	89	49202	No
119	GOM_NL__2PRFIN20110728_093914_000000533105_00051_49203_2644.N1	28-JUL-2011 09:39:14	Dark	53.000	9	Alp Eri	0.45300	24000.	106	49203	No
120	GOM_NL__2PRFIN20110728_094342_000000593105_00051_49203_2645.N1	28-JUL-2011 09:43:42	Straylight	58.500	84	Alp Phe	2.3970	4500.0	117	49203	No
121	GOM_NL__2PRFIN20110728_094614_000000413105_00051_49203_2646.N1	28-JUL-2011 09:46:14	Straylight	41.000	148	Alp Tuc	2.8780	4100.0	82	49203	No
122	GOM_NL__2PRFIN20110728_094930_000000463105_00051_49203_2647.N1	28-JUL-2011 09:49:30	Straylight	46.000	31	Alp Gru	1.7340	15200.	92	49203	No
123	GOM_NL__2PRFIN20110728_095239_000000473105_00051_49203_2648.N1	28-JUL-2011 09:52:39	Straylight	46.500	172	Gam Gru	3.0030	13100.	93	49203	No
124	GOM_NL__2PRFIN20110728_100850_000000393105_00051_49203_2649.N1	28-JUL-2011 10:08:50	Bright	38.500	11	53Alp Aql	0.76500	8000.0	77	49203	No
125	GOM_NL__2PRFIN20110728_101747_000000473105_00051_49203_2650.N1	28-JUL-2011 10:17:47	Bright	46.500	92	53Eps Cyg	2.5000	4500.0	93	49203	No
126	GOM_NL__2PRFIN20110728_101929_000000393105_00051_49203_2651.N1	28-JUL-2011 10:19:29	Bright	39.000	144	18Del Cyg	2.8600	11000.	78	49203	No
127	GOM_NL__2PRFIN20110728_102050_000000453105_00051_49203_2652.N1	28-JUL-2011 10:20:50	Bright	45.000	19	50Alp Cyg	1.2460	10500.	90	49203	No
128	GOM_NL__2PRFIN20110728_102611_000000413105_00051_49203_2653.N1	28-JUL-2011 10:26:11	Bright	41.000	89	5Alp Cep	2.4510	8000.0	82	49203	No
129	GOM_NL__2PRFIN20110728_104051_000000573105_00051_49203_2654.N1	28-JUL-2011 10:40:51	Bright	56.500	160	23Gam Per	2.9300	4700.0	113	49203	No
130	GOM_NL__2PRFIN20110728_104227_000000503105_00051_49203_2655.N1	28-JUL-2011 10:42:27	Bright	50.000	35	33Alp Per	1.7950	6250.0	100	49203	No
131	GOM_NL__2PRFIN20110728_104419_000000403105_00051_49203_2656.N1	28-JUL-2011 10:44:19	Bright	40.000	6	13Alp Aur	0.080000	3400.0	80	49203	No
132	GOM_NL__2PRFIN20110728_104614_000000443105_00051_49203_2657.N1	28-JUL-2011 10:46:14	Bright	44.000	149	45Eps Per	2.8880	30000.	88	49203	No
133	GOM_NL__2PRFIN20110728_104912_000000533105_00051_49203_2658.N1	28-JUL-2011 10:49:12	Tw_i_and_stray	52.500	150	44Zet Per	2.8900	28000.	105	49203	No
134	GOM_NL__2PRFIN20110728_105129_000000373105_00051_49203_2659.N1	28-JUL-2011 10:51:29	Tw_i_and_stray	37.000	176	23Zet Tau	3.0200	22000.	74	49203	No
135	GOM_NL__2PRFIN20110728_105351_000000513105_00051_49203_2660.N1	28-JUL-2011 10:53:51	Dark	50.500	13	87Alp Tau	0.86700	3800.0	101	49203	No
136	GOM_NL__2PRFIN20110728_105554_000000443105_00051_49203_2661.N1	28-JUL-2011 10:55:54	Dark	44.000	27	24Gam Ori	1.6360	26000.	88	49203	No
137	GOM_NL__2PRFIN20110728_110426_000000523105_00051_49203_2662.N1	28-JUL-2011 11:04:26	Dark	52.000	165	34Gam Eri	2.9500	3200.0	104	49203	No
138	GOM_NL__2PRFIN20110728_111348_000000453105_00051_49203_2663.N1	28-JUL-2011 11:13:48	Dark	45.000	157	The1Eri	2.9060	9300.0	90	49203	No
139	GOM_NL__2PRFIN20110728_111928_000000443105_00052_49204_2675.N1	28-JUL-2011 11:19:28	Dark	44.000	9	Alp Eri	0.45300	24000.	88	49204	No
140	GOM_NL__2PRFIN20110728_112357_000000563105_00052_49204_2676.N1	28-JUL-2011 11:23:57	Straylight	56.000	84	Alp Phe	2.3970	4500.0	112	49204	No
141	GOM_NL__2PRFIN20110728_112628_000000413105_00052_49204_2677.N1	28-JUL-2011 11:26:28	Straylight	40.500	148	Alp Tuc	2.8780	4100.0	81	49204	No
142	GOM_NL__2PRFIN20110728_112944_000000453105_00052_49204_2678.N1	28-JUL-2011 11:29:44	Straylight	44.500	31	Alp Gru	1.7340	15200.	89	49204	No
143	GOM_NL__2PRFIN20110728_113254_000000473105_00052_49204_2679.N1	28-JUL-2011 11:32:54	Straylight	47.000	172	Gam Gru	3.0030	13100.	94	49204	No
144	GOM_NL__2PRFIN20110728_114904_000000383105_00052_49204_2680.N1	28-JUL-2011 11:49:04	Bright	38.000	11	53Alp Aql	0.76500	8000.0	76	49204	No
145	GOM_NL__2PRFIN20110728_115800_000000473105_00052_49204_2681.N1	28-JUL-2011 11:58:00	Bright	47.000	92	53Eps Cyg	2.5000	4500.0	94	49204	No
146	GOM_NL__2PRFIN20110728_115943_000000393105_00052_49204_2682.N1	28-JUL-2011 11:59:43	Bright	39.000	144	18Del Cyg	2.8600	11000.	78	49204	No
147	GOM_NL__2PRFIN20110728_120104_000000453105_00052_49204_2683.N1	28-JUL-2011 12:01:04	Bright	45.000	19	50Alp Cyg	1.2460	10500.	90	49204	No
148	GOM_NL__2PRFIN20110728_122105_000000473105_00052_49204_2684.N1	28-JUL-2011 12:21:05	Bright	47.000	160	23Gam Per	2.9300	4700.0	94	49204	No
149	GOM_NL__2PRFIN20110728_122240_000000503105_00052_49204_2685.N1	28-JUL-2011 12:22:40	Bright	49.500	35	33Alp Per	1.7950	6250.0	99	49204	No
150	GOM_NL__2PRFIN20110728_122433_000000423105_00052_49204_2686.N1	28-JUL-2011 12:24:33	Bright	41.500	6	13Alp Aur	0.080000	3400.0	83	49204	No
151	GOM_NL__2PRFIN20110728_122628_000000433105_00052_49204_2687.N1	28-JUL-2011 12:26:28	Bright	43.000	149	45Eps Per	2.8880	30000.	86	49204	No
152	GOM_NL__2PRFIN20110728_122926_000000543105_00052_49204_2688.N1	28-JUL-2011 12:29:26	Tw_i_and_stray	54.000	150	44Zet Per	2.8900	28000.	108	49204	No
153	GOM_NL__2PRFIN20110728_123143_000000403105_00052_49204_2689.N1	28-JUL-2011 12:31:43	Tw_i_and_stray	40.000	176	23Zet Tau	3.0200	22000.	80	49204	No
154	GOM_NL__2PRFIN20110728_123406_000000523105_00052_49204_2690.N1	28-JUL-2011 12:34:06	Dark	51.500	13	87Alp Tau	0.86700	3800.0	103	49204	No
155	GOM_NL__2PRFIN20110728_123608_000000443105_00052_49204_2691.N1	28-JUL-2011 12:36:08	Dark	44.000	27	24Gam Ori	1.6360	26000.	88	49204	No
156	GOM_NL__2PRFIN20110728_124441_000000563105_00052_49204_2692.N1	28-JUL-2011 12:44:41	Dark	56.000	165	34Gam Eri	2.9500	3200.0	112	49204	No
157	GOM_NL__2PRFIN20110728_125403_000000473105_00052_49204_2693.N1	28-JUL-2011 12:54:03	Dark	46.500	157	The1Eri	2.9060	9300.0	93	49204	No
158	GOM_NL__2PRFIN20110728_125943_000000533105_00053_49205_2756.N1	28-JUL-2011 12:59:43	Dark	53.000	9	Alp Eri	0.45300	24000.	106	49205	No
159	GOM_NL__2PRFIN20110728_130412_000000543105_00053_49205_2757.N1	28-JUL-2011 13:04:12	Straylight	53.500	84	Alp Phe	2.3970	4500.0	107	49205	No
160	GOM_NL__2PRFIN20110728_130642_000000413105_00053_49205_2758.N1	28-JUL-2011 13:06:42	Straylight	40.500	148	Alp Tuc	2.8780	4100.0	81	49205	No

161	GOM_NL__2PRFIN20110728_130959_000000453105_00053_49205_2759.N1	28-JUL-2011 13:09:59	Straylight	44.500	31	Alp Gru	1.7340	15200.	89	49205	No
162	GOM_NL__2PRFIN20110728_131308_000000463105_00053_49205_2760.N1	28-JUL-2011 13:13:08	Straylight	45.500	172	Gam Gru	3.0030	13100.	91	49205	No
163	GOM_NL__2PRFIN20110728_132918_000000383105_00053_49205_2761.N1	28-JUL-2011 13:29:18	Bright	38.000	11	53Alp Aql	0.76500	8000.0	76	49205	No
164	GOM_NL__2PRFIN20110728_133813_000000463105_00053_49205_2762.N1	28-JUL-2011 13:38:13	Bright	46.000	92	53Eps Cyg	2.5000	4500.0	92	49205	No
165	GOM_NL__2PRFIN20110728_133956_000000393105_00053_49205_2763.N1	28-JUL-2011 13:39:56	Bright	38.500	144	18Del Cyg	2.8600	11000.	77	49205	No
166	GOM_NL__2PRFIN20110728_134117_000000403105_00053_49205_2764.N1	28-JUL-2011 13:41:17	Bright	40.000	19	50Alp Cyg	1.2460	10500.	80	49205	No
167	GOM_NL__2PRFIN20110728_134638_000000423105_00053_49205_2765.N1	28-JUL-2011 13:46:38	Bright	41.500	89	5Alp Cep	2.4510	8000.0	83	49205	No
168	GOM_NL__2PRFIN20110728_140118_000000683105_00053_49205_2766.N1	28-JUL-2011 14:01:18	Bright	68.000	160	23Gam Per	2.9300	4700.0	136	49205	No
169	GOM_NL__2PRFIN20110728_140254_000000483105_00053_49205_2767.N1	28-JUL-2011 14:02:54	Bright	47.500	35	33Alp Per	1.7950	6250.0	95	49205	No
170	GOM_NL__2PRFIN20110728_140447_000000423105_00053_49205_2768.N1	28-JUL-2011 14:04:47	Bright	42.000	6	13Alp Aur	0.080000	3400.0	84	49205	No
171	GOM_NL__2PRFIN20110728_140642_000000493105_00053_49205_2769.N1	28-JUL-2011 14:06:42	Bright	49.000	149	45Eps Per	2.8880	30000.	98	49205	No
172	GOM_NL__2PRFIN20110728_140940_000000543105_00053_49205_2770.N1	28-JUL-2011 14:09:40	Twi_and_stray	54.000	150	44Zet Per	2.8900	28000.	108	49205	No
173	GOM_NL__2PRFIN20110728_141157_000000403105_00053_49205_2771.N1	28-JUL-2011 14:11:57	Twi_and_stray	40.000	176	23Zet Tau	3.0200	22000.	80	49205	No
174	GOM_NL__2PRFIN20110728_141420_000000533105_00053_49205_2772.N1	28-JUL-2011 14:14:20	Dark	52.500	13	87Alp Tau	0.86700	3800.0	105	49205	No
175	GOM_NL__2PRFIN20110728_141623_000000433105_00053_49205_2773.N1	28-JUL-2011 14:16:23	Dark	42.500	27	24Gam Ori	1.6360	26000.	85	49205	No
176	GOM_NL__2PRFIN20110728_142456_000000553105_00053_49205_2774.N1	28-JUL-2011 14:24:56	Dark	55.000	165	34Gam Eri	2.9500	3200.0	110	49205	No
177	GOM_NL__2PRFIN20110728_143418_000000463105_00053_49205_2775.N1	28-JUL-2011 14:34:18	Dark	45.500	157	The1Eri	2.9060	9300.0	91	49205	No
178	GOM_NL__2PRFIN20110728_143958_000000523105_00054_49206_2778.N1	28-JUL-2011 14:39:58	Dark	52.000	9	Alp Eri	0.45300	24000.	104	49206	No
179	GOM_NL__2PRFIN20110728_144427_000000553105_00054_49206_2779.N1	28-JUL-2011 14:44:27	Straylight	55.000	84	Alp Phe	2.3970	4500.0	110	49206	No
180	GOM_NL__2PRFIN20110728_144657_000000423105_00054_49206_2780.N1	28-JUL-2011 14:46:57	Straylight	41.500	148	Alp Tuc	2.8780	4100.0	83	49206	No
181	GOM_NL__2PRFIN20110728_145013_000000453105_00054_49206_2781.N1	28-JUL-2011 14:50:13	Straylight	44.500	31	Alp Gru	1.7340	15200.	89	49206	No
182	GOM_NL__2PRFIN20110728_145322_000000473105_00054_49206_2782.N1	28-JUL-2011 14:53:22	Straylight	46.500	172	Gam Gru	3.0030	13100.	93	49206	No
183	GOM_NL__2PRFIN20110728_150932_000000423105_00054_49206_2783.N1	28-JUL-2011 15:09:32	Bright	41.500	11	53Alp Aql	0.76500	8000.0	83	49206	No
184	GOM_NL__2PRFIN20110728_151827_000000433105_00054_49206_2784.N1	28-JUL-2011 15:18:27	Bright	42.500	92	53Eps Cyg	2.5000	4500.0	85	49206	No
185	GOM_NL__2PRFIN20110728_152010_000000393105_00054_49206_2785.N1	28-JUL-2011 15:20:10	Bright	39.000	144	18Del Cyg	2.8600	11000.	78	49206	No
186	GOM_NL__2PRFIN20110728_152131_000000453105_00054_49206_2786.N1	28-JUL-2011 15:21:31	Bright	44.500	19	50Alp Cyg	1.2460	10500.	89	49206	No
187	GOM_NL__2PRFIN20110728_154132_000000593105_00054_49206_2787.N1	28-JUL-2011 15:41:32	Bright	59.000	160	23Gam Per	2.9300	4700.0	118	49206	No
188	GOM_NL__2PRFIN20110728_154308_000000493105_00054_49206_2788.N1	28-JUL-2011 15:43:08	Bright	48.500	35	33Alp Per	1.7950	6250.0	97	49206	No
189	GOM_NL__2PRFIN20110728_154501_000000403105_00054_49206_2789.N1	28-JUL-2011 15:45:01	Bright	40.000	6	13Alp Aur	0.080000	3400.0	80	49206	No
190	GOM_NL__2PRFIN20110728_154656_000000453105_00054_49206_2790.N1	28-JUL-2011 15:46:56	Bright	45.000	149	45Eps Per	2.8880	30000.	90	49206	No
191	GOM_NL__2PRFIN20110728_154954_000000513105_00054_49206_2791.N1	28-JUL-2011 15:49:54	Twi_and_stray	51.000	150	44Zet Per	2.8900	28000.	102	49206	No
192	GOM_NL__2PRFIN20110728_155211_000000403105_00054_49206_2792.N1	28-JUL-2011 15:52:11	Twi_and_stray	40.000	176	23Zet Tau	3.0200	22000.	80	49206	No
193	GOM_NL__2PRFIN20110728_155434_000000533105_00054_49206_2793.N1	28-JUL-2011 15:54:34	Dark	52.500	13	87Alp Tau	0.86700	3800.0	105	49206	No
194	GOM_NL__2PRFIN20110728_155637_000000433105_00054_49206_2794.N1	28-JUL-2011 15:56:37	Dark	42.500	27	24Gam Ori	1.6360	26000.	85	49206	No
195	GOM_NL__2PRFIN20110728_160511_000000523105_00054_49206_2795.N1	28-JUL-2011 16:05:11	Dark	52.000	165	34Gam Eri	2.9500	3200.0	104	49206	No
196	GOM_NL__2PRFIN20110728_161433_000000453105_00054_49206_2796.N1	28-JUL-2011 16:14:33	Dark	45.000	157	The1Eri	2.9060	9300.0	90	49206	No
197	GOM_NL__2PRFIN20110728_162012_000000483105_00055_49207_2814.N1	28-JUL-2011 16:20:12	Dark	47.500	9	Alp Eri	0.45300	24000.	95	49207	No
198	GOM_NL__2PRFIN20110728_162442_000000533105_00055_49207_2815.N1	28-JUL-2011 16:24:42	Straylight	53.000	84	Alp Phe	2.3970	4500.0	106	49207	No
199	GOM_NL__2PRFIN20110728_162711_000000413105_00055_49207_2816.N1	28-JUL-2011 16:27:11	Straylight	41.000	148	Alp Tuc	2.8780	4100.0	82	49207	No
200	GOM_NL__2PRFIN20110728_163028_000000443105_00055_49207_2817.N1	28-JUL-2011 16:30:28	Straylight	43.500	31	Alp Gru	1.7340	15200.	87	49207	No
201	GOM_NL__2PRFIN20110728_163337_000000463105_00055_49207_2818.N1	28-JUL-2011 16:33:37	Straylight	45.500	172	Gam Gru	3.0030	13100.	91	49207	No
202	GOM_NL__2PRFIN20110728_164946_000000393105_00055_49207_2819.N1	28-JUL-2011 16:49:46	Bright	39.000	11	53Alp Aql	0.76500	8000.0	78	49207	No
203	GOM_NL__2PRFIN20110728_165840_000000483105_00055_49207_2820.N1	28-JUL-2011 16:58:40	Bright	48.000	92	53Eps Cyg	2.5000	4500.0	96	49207	No
204	GOM_NL__2PRFIN20110728_170024_000000383105_00055_49207_2821.N1	28-JUL-2011 17:00:24	Bright	38.000	144	18Del Cyg	2.8600	11000.	76	49207	No
205	GOM_NL__2PRFIN20110728_170144_000000453105_00055_49207_2822.N1	28-JUL-2011 17:01:44	Bright	44.500	19	50Alp Cyg	1.2460	10500.	89	49207	No
206	GOM_NL__2PRFIN20110728_170705_000000413105_00055_49207_2823.N1	28-JUL-2011 17:07:05	Bright	40.500	89	5Alp Cep	2.4510	8000.0	81	49207	No
207	GOM_NL__2PRFIN20110728_172146_000000683105_00055_49207_2824.N1	28-JUL-2011 17:21:46	Bright	68.000	160	23Gam Per	2.9300	4700.0	136	49207	No
208	GOM_NL__2PRFIN20110728_172322_000000493105_00055_49207_2825.N1	28-JUL-2011 17:23:22	Bright	49.000	35	33Alp Per	1.7950	6250.0	98	49207	No
209	GOM_NL__2PRFIN20110728_172515_000000413105_00055_49207_2826.N1	28-JUL-2011 17:25:15	Bright	41.000	6	13Alp Aur	0.080000	3400.0	82	49207	No
210	GOM_NL__2PRFIN20110728_172710_000000463105_00055_49207_2827.N1	28-JUL-2011 17:27:10	Bright	45.500	149	45Eps Per	2.8880	30000.	91	49207	No
211	GOM_NL__2PRFIN20110728_173009_000000523105_00055_49207_2828.N1	28-JUL-2011 17:30:09	Twi_and_stray	52.000	150	44Zet Per	2.8900	28000.	104	49207	No
212	GOM_NL__2PRFIN20110728_173226_000000413105_00055_49207_2829.N1	28-JUL-2011 17:32:26	Twi_and_stray	41.000	176	23Zet Tau	3.0200	22000.	82	49207	No
213	GOM_NL__2PRFIN20110728_173449_000000573105_00055_49207_2830.N1	28-JUL-2011 17:34:49	Dark	57.000	13	87Alp Tau	0.86700	3800.0	114	49207	No
214	GOM_NL__2PRFIN20110728_173651_000000433105_00055_49207_2831.N1	28-JUL-2011 17:36:51	Dark	42.500	27	24Gam Ori	1.6360	26000.	85	49207	No
215	GOM_NL__2PRFIN20110728_174526_000000553105_00055_49207_2832.N1	28-JUL-2011 17:45:26	Dark	55.000	165	34Gam Eri	2.9500	3200.0	110	49207	No
216	GOM_NL__2PRFIN20110728_175448_000000463105_00055_49207_2833.N1	28-JUL-2011 17:54:48	Dark	46.000	157	The1Eri	2.9060	9300.0	92	49207	No
217	GOM_NL__2PRFIN20110728_180027_000000483105_00056_49208_2852.N1	28-JUL-2011 18:00:27	Dark	48.000	9	Alp Eri	0.45300	24000.	96	49208	No
218	GOM_NL__2PRFIN20110728_180457_000000553105_00056_49208_2853.N1	28-JUL-2011 18:04:57	Straylight	55.000	84	Alp Phe	2.3970	4500.0	110	49208	No
219	GOM_NL__2PRFIN20110728_180726_000000423105_00056_49208_2854.N1	28-JUL-2011 18:07:26	Straylight	41.500	148	Alp Tuc	2.8780	4100.0	83	49208	No

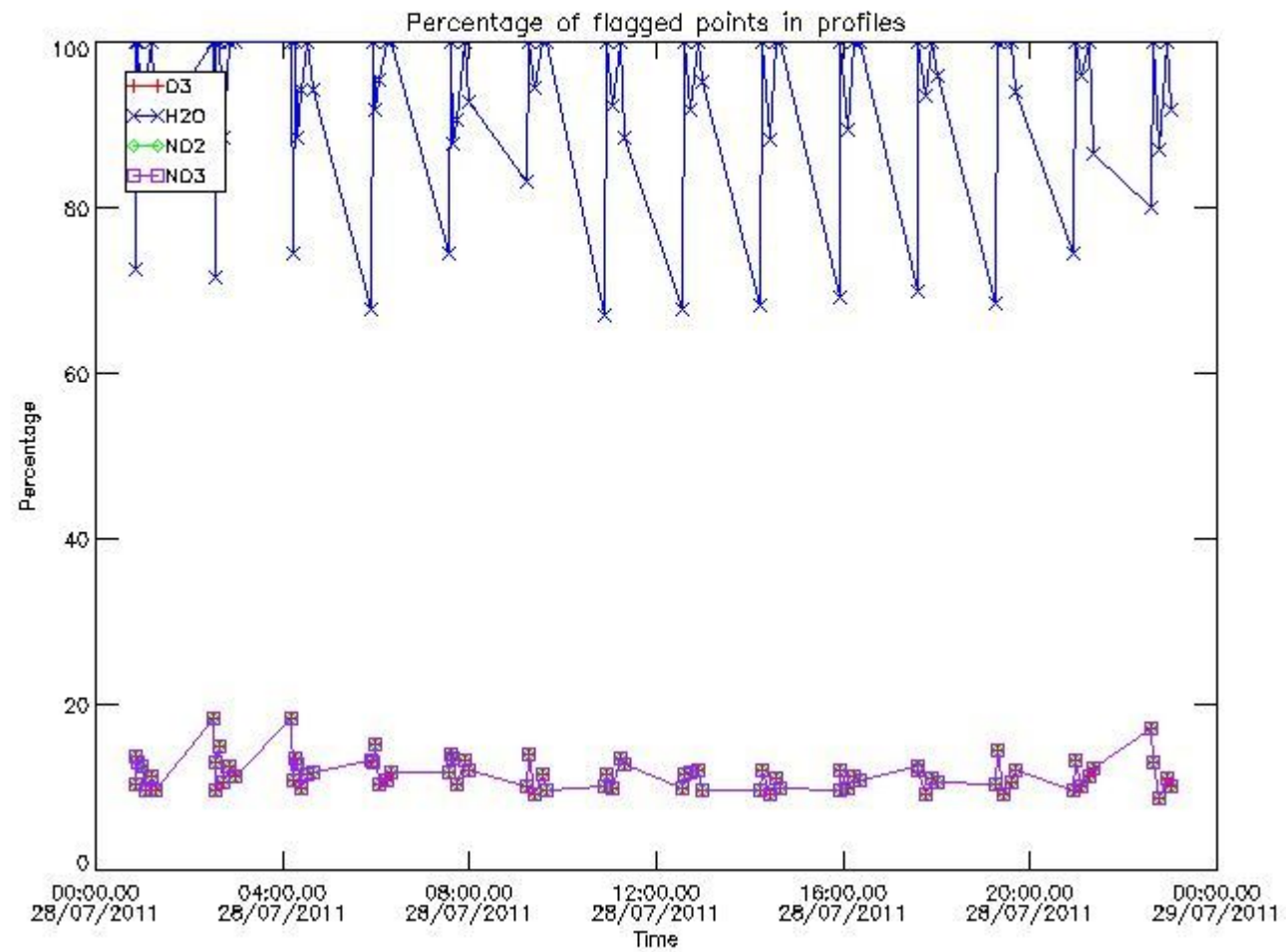
220	GOM_NL__2PRFIN20110728_181043_000000443105_00056_49208_2855.N1	28-JUL-2011 18:10:43	Straylight	43.500	31	Alp Gru	1.7340	15200.	87	49208	No
221	GOM_NL__2PRFIN20110728_181352_000000473105_00056_49208_2856.N1	28-JUL-2011 18:13:52	Straylight	47.000	172	Gam Gru	3.0030	13100.	94	49208	No
222	GOM_NL__2PRFIN20110728_183000_000000403105_00056_49208_2857.N1	28-JUL-2011 18:30:00	Bright	40.000	11	53Alp Aql	0.76500	8000.0	80	49208	No
223	GOM_NL__2PRFIN20110728_183853_000000473105_00056_49208_2858.N1	28-JUL-2011 18:38:53	Bright	46.500	92	53Eps Cyg	2.5000	4500.0	93	49208	No
224	GOM_NL__2PRFIN20110728_184037_000000383105_00056_49208_2859.N1	28-JUL-2011 18:40:37	Bright	37.500	144	18Del Cyg	2.8600	11000.	75	49208	No
225	GOM_NL__2PRFIN20110728_184158_000000443105_00056_49208_2860.N1	28-JUL-2011 18:41:58	Bright	44.000	19	50Alp Cyg	1.2460	10500.	88	49208	No
226	GOM_NL__2PRFIN20110728_184719_000000423105_00056_49208_2861.N1	28-JUL-2011 18:47:19	Bright	41.500	89	5Alp Cep	2.4510	8000.0	83	49208	No
227	GOM_NL__2PRFIN20110728_190159_000000683105_00056_49208_2862.N1	28-JUL-2011 19:01:59	Bright	68.000	160	23Gam Per	2.9300	4700.0	136	49208	No
228	GOM_NL__2PRFIN20110728_190335_000000483105_00056_49208_2863.N1	28-JUL-2011 19:03:35	Bright	48.000	35	33Alp Per	1.7950	6250.0	96	49208	No
229	GOM_NL__2PRFIN20110728_190529_000000413105_00056_49208_2864.N1	28-JUL-2011 19:05:29	Bright	41.000	6	13Alp Aur	0.080000	3400.0	82	49208	No
230	GOM_NL__2PRFIN20110728_190724_000000463105_00056_49208_2865.N1	28-JUL-2011 19:07:24	Bright	46.000	149	45Eps Per	2.8880	30000.	92	49208	No
231	GOM_NL__2PRFIN20110728_191023_000000533105_00056_49208_2866.N1	28-JUL-2011 19:10:23	Tw_i_and_stray	53.000	150	44Zet Per	2.8900	28000.	106	49208	No
232	GOM_NL__2PRFIN20110728_191240_000000413105_00056_49208_2867.N1	28-JUL-2011 19:12:40	Tw_i_and_stray	41.000	176	23Zet Tau	3.0200	22000.	82	49208	No
233	GOM_NL__2PRFIN20110728_191503_000000553105_00056_49208_2868.N1	28-JUL-2011 19:15:03	Dark	54.500	13	87Alp Tau	0.86700	3800.0	109	49208	No
234	GOM_NL__2PRFIN20110728_191705_000000433105_00056_49208_2869.N1	28-JUL-2011 19:17:05	Dark	42.500	27	24Gam Ori	1.6360	26000.	85	49208	No
235	GOM_NL__2PRFIN20110728_192540_000000563105_00056_49208_2870.N1	28-JUL-2011 19:25:40	Dark	56.000	165	34Gam Eri	2.9500	3200.0	112	49208	No
236	GOM_NL__2PRFIN20110728_193503_000000493105_00056_49208_2871.N1	28-JUL-2011 19:35:03	Dark	48.500	157	The1Eri	2.9060	9300.0	97	49208	No
237	GOM_NL__2PRFIN20110728_194042_000000433105_00057_49209_2886.N1	28-JUL-2011 19:40:42	Dark	42.500	9	Alp Eri	0.45300	24000.	85	49209	No
238	GOM_NL__2PRFIN20110728_194513_000000543105_00057_49209_2887.N1	28-JUL-2011 19:45:13	Straylight	54.000	84	Alp Phe	2.3970	4500.0	108	49209	No
239	GOM_NL__2PRFIN20110728_194740_000000463105_00057_49209_2888.N1	28-JUL-2011 19:47:40	Straylight	45.500	148	Alp Tuc	2.8780	4100.0	91	49209	No
240	GOM_NL__2PRFIN20110728_195057_000000443105_00057_49209_2889.N1	28-JUL-2011 19:50:57	Straylight	43.500	31	Alp Gru	1.7340	15200.	87	49209	No
241	GOM_NL__2PRFIN20110728_195406_000000463105_00057_49209_2890.N1	28-JUL-2011 19:54:06	Straylight	46.000	172	Gam Gru	3.0030	13100.	92	49209	No
242	GOM_NL__2PRFIN20110728_201014_000000393105_00057_49209_2891.N1	28-JUL-2011 20:10:14	Bright	39.000	11	53Alp Aql	0.76500	8000.0	78	49209	No
243	GOM_NL__2PRFIN20110728_201907_000000483105_00057_49209_2892.N1	28-JUL-2011 20:19:07	Bright	47.500	92	53Eps Cyg	2.5000	4500.0	95	49209	No
244	GOM_NL__2PRFIN20110728_202051_000000403105_00057_49209_2893.N1	28-JUL-2011 20:20:51	Bright	39.500	144	18Del Cyg	2.8600	11000.	79	49209	No
245	GOM_NL__2PRFIN20110728_202211_000000453105_00057_49209_2894.N1	28-JUL-2011 20:22:11	Bright	45.000	19	50Alp Cyg	1.2460	10500.	90	49209	No
246	GOM_NL__2PRFIN20110728_202733_000000423105_00057_49209_2895.N1	28-JUL-2011 20:27:33	Bright	42.000	89	5Alp Cep	2.4510	8000.0	84	49209	No
247	GOM_NL__2PRFIN20110728_204213_000000483105_00057_49209_2896.N1	28-JUL-2011 20:42:13	Bright	48.000	160	23Gam Per	2.9300	4700.0	96	49209	No
248	GOM_NL__2PRFIN20110728_204349_000000493105_00057_49209_2897.N1	28-JUL-2011 20:43:49	Bright	49.000	35	33Alp Per	1.7950	6250.0	98	49209	No
249	GOM_NL__2PRFIN20110728_204543_000000423105_00057_49209_2898.N1	28-JUL-2011 20:45:43	Bright	41.500	6	13Alp Aur	0.080000	3400.0	83	49209	No
250	GOM_NL__2PRFIN20110728_204738_000000423105_00057_49209_2899.N1	28-JUL-2011 20:47:38	Bright	42.000	149	45Eps Per	2.8880	30000.	84	49209	No
251	GOM_NL__2PRFIN20110728_205037_000000553105_00057_49209_2900.N1	28-JUL-2011 20:50:37	Tw_i_and_stray	55.000	150	44Zet Per	2.8900	28000.	110	49209	No
252	GOM_NL__2PRFIN20110728_205254_000000403105_00057_49209_2901.N1	28-JUL-2011 20:52:54	Tw_i_and_stray	39.500	176	23Zet Tau	3.0200	22000.	79	49209	No
253	GOM_NL__2PRFIN20110728_205517_000000543105_00057_49209_2902.N1	28-JUL-2011 20:55:17	Dark	53.500	13	87Alp Tau	0.86700	3800.0	107	49209	No
254	GOM_NL__2PRFIN20110728_205720_000000393105_00057_49209_2903.N1	28-JUL-2011 20:57:20	Dark	38.500	27	24Gam Ori	1.6360	26000.	77	49209	No
255	GOM_NL__2PRFIN20110728_210555_000000503105_00057_49209_2904.N1	28-JUL-2011 21:05:55	Dark	50.000	165	34Gam Eri	2.9500	3200.0	100	49209	No
256	GOM_NL__2PRFIN20110728_211518_000000453105_00057_49209_2905.N1	28-JUL-2011 21:15:18	Dark	45.000	157	The1Eri	2.9060	9300.0	90	49209	No
257	GOM_NL__2PRFIN20110728_212056_000000423105_00058_49210_2936.N1	28-JUL-2011 21:20:56	Dark	41.500	9	Alp Eri	0.45300	24000.	83	49210	No
258	GOM_NL__2PRFIN20110728_212528_000000543105_00058_49210_2937.N1	28-JUL-2011 21:25:28	Straylight	54.000	84	Alp Phe	2.3970	4500.0	108	49210	No
259	GOM_NL__2PRFIN20110728_212754_000000403105_00058_49210_2938.N1	28-JUL-2011 21:27:54	Straylight	40.000	148	Alp Tuc	2.8780	4100.0	80	49210	No
260	GOM_NL__2PRFIN20110728_213111_000000463105_00058_49210_2939.N1	28-JUL-2011 21:31:11	Straylight	46.000	31	Alp Gru	1.7340	15200.	92	49210	No
261	GOM_NL__2PRFIN20110728_213421_000000443105_00058_49210_2940.N1	28-JUL-2011 21:34:21	Straylight	44.000	172	Gam Gru	3.0030	13100.	88	49210	No
262	GOM_NL__2PRFIN20110728_215027_000000393105_00058_49210_2941.N1	28-JUL-2011 21:50:27	Bright	39.000	11	53Alp Aql	0.76500	8000.0	78	49210	No
263	GOM_NL__2PRFIN20110728_215920_000000463105_00058_49210_2942.N1	28-JUL-2011 21:59:20	Bright	45.500	92	53Eps Cyg	2.5000	4500.0	91	49210	No
264	GOM_NL__2PRFIN20110728_220105_000000383105_00058_49210_2943.N1	28-JUL-2011 22:01:05	Bright	37.500	144	18Del Cyg	2.8600	11000.	75	49210	No
265	GOM_NL__2PRFIN20110728_220224_000000563105_00058_49210_2944.N1	28-JUL-2011 22:02:24	Bright	55.500	19	50Alp Cyg	1.2460	10500.	111	49210	No
266	GOM_NL__2PRFIN20110728_220746_000000433105_00058_49210_2945.N1	28-JUL-2011 22:07:46	Bright	42.500	89	5Alp Cep	2.4510	8000.0	85	49210	No
267	GOM_NL__2PRFIN20110728_222227_000000473105_00058_49210_2946.N1	28-JUL-2011 22:22:27	Bright	47.000	160	23Gam Per	2.9300	4700.0	94	49210	No
268	GOM_NL__2PRFIN20110728_222403_000000493105_00058_49210_2947.N1	28-JUL-2011 22:24:03	Bright	48.500	35	33Alp Per	1.7950	6250.0	97	49210	No
269	GOM_NL__2PRFIN20110728_222557_000000433105_00058_49210_2948.N1	28-JUL-2011 22:25:57	Bright	43.000	6	13Alp Aur	0.080000	3400.0	86	49210	No
270	GOM_NL__2PRFIN20110728_222752_000000433105_00058_49210_2949.N1	28-JUL-2011 22:27:52	Bright	43.000	149	45Eps Per	2.8880	30000.	86	49210	No
271	GOM_NL__2PRFIN20110728_223051_000000543105_00058_49210_2950.N1	28-JUL-2011 22:30:51	Tw_i_and_stray	54.000	150	44Zet Per	2.8900	28000.	108	49210	No
272	GOM_NL__2PRFIN20110728_223308_000000393105_00058_49210_2951.N1	28-JUL-2011 22:33:08	Tw_i_and_stray	39.000	176	23Zet Tau	3.0200	22000.	78	49210	No
273	GOM_NL__2PRFIN20110728_223532_000000513105_00058_49210_2952.N1	28-JUL-2011 22:35:32	Dark	50.500	13	87Alp Tau	0.86700	3800.0	101	49210	No
274	GOM_NL__2PRFIN20110728_223734_000000403105_00058_49210_2953.N1	28-JUL-2011 22:37:34	Dark	39.500	27	24Gam Ori	1.6360	26000.	79	49210	No
275	GOM_NL__2PRFIN20110728_224610_000000593105_00058_49210_2954.N1	28-JUL-2011 22:46:10	Dark	58.500	165	34Gam Eri	2.9500	3200.0	117	49210	No
276	GOM_NL__2PRFIN20110728_225532_000000463105_00058_49210_2955.N1	28-JUL-2011 22:55:32	Dark	46.000	157	The1Eri	2.9060	9300.0	92	49210	No
277	GOM_NL__2PRFIN20110728_230111_000000563105_00059_49211_2952.N1	28-JUL-2011 23:01:11	Dark	55.500	9	Alp Eri	0.45300	24000.	111	49211	No
278	GOM_NL__2PRFIN20110728_230542_000000553105_00059_49211_2953.N1	28-JUL-2011 23:05:42	Straylight	55.000	84	Alp Phe	2.3970	4500.0	110	49211	No

279	GOM_NL__2PRFIN20110728_230810_000000433105_00059_49211_2954.N1	28-JUL-2011 23:08:10	Straylight	43.000	148	Alp Tuc	2.8780	4100.0	86	49211	No
280	GOM_NL__2PRFIN20110728_231126_000000433105_00059_49211_2955.N1	28-JUL-2011 23:11:26	Straylight	43.000	31	Alp Gru	1.7340	15200.	86	49211	No
281	GOM_NL__2PRFIN20110728_231435_000000473105_00059_49211_2956.N1	28-JUL-2011 23:14:35	Straylight	47.000	172	Gam Gru	3.0030	13100.	94	49211	No
282	GOM_NL__2PRFIN20110728_233041_000000403105_00059_49211_2957.N1	28-JUL-2011 23:30:41	Bright	40.000	11	53Alp Aql	0.76500	8000.0	80	49211	No
283	GOM_NL__2PRFIN20110728_233933_000000473105_00059_49211_2958.N1	28-JUL-2011 23:39:33	Bright	46.500	92	53Eps Cyg	2.5000	4500.0	93	49211	No
284	GOM_NL__2PRFIN20110728_234119_000000393105_00059_49211_2959.N1	28-JUL-2011 23:41:19	Bright	38.500	144	18Del Cyg	2.8600	11000.	77	49211	No
285	GOM_NL__2PRFIN20110728_234238_000000633105_00059_49211_2960.N1	28-JUL-2011 23:42:38	Bright	63.000	19	50Alp Cyg	1.2460	10500.	126	49211	No
286	GOM_NL__2PRFIN20110728_234800_000000393105_00059_49211_2961.N1	28-JUL-2011 23:48:00	Bright	38.500	89	5Alp Cep	2.4510	8000.0	77	49211	No

3. Quality information per product

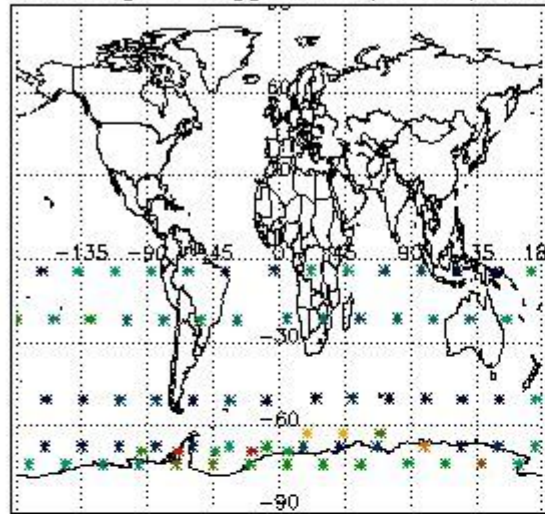
In this section it is plotted some information contained in the Quality Summary data set of the level 2 products. Only products in dark limb conditions and without errors (error flag in the MPH set to "0") are used.

3.1 Plot quality information per product (time dependant)

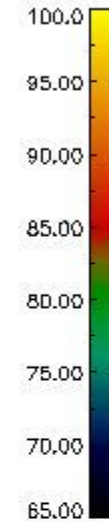
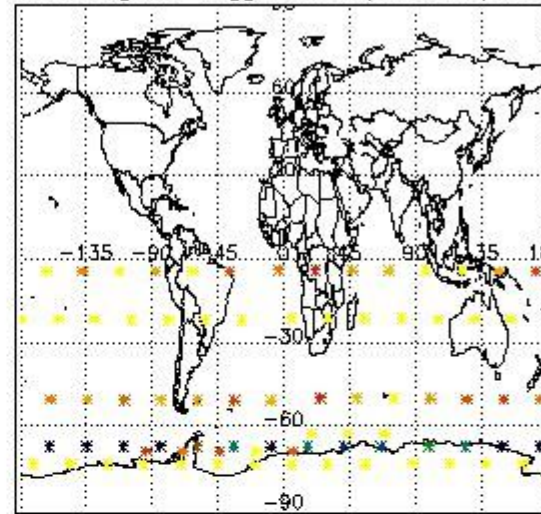


3.2 Plot quality information per product (world map)

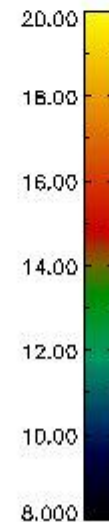
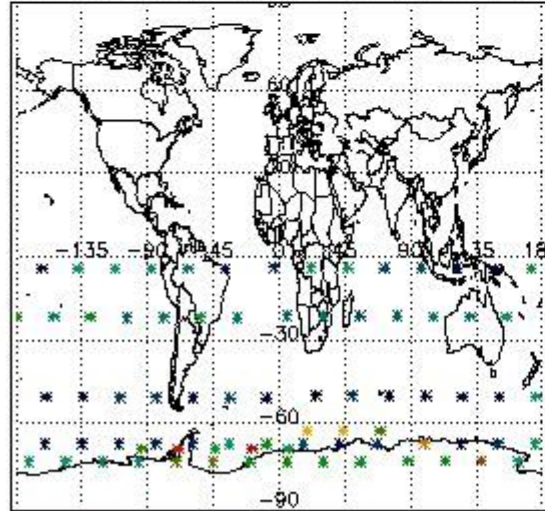
Percentage of flagged data per O3 profile



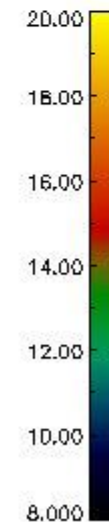
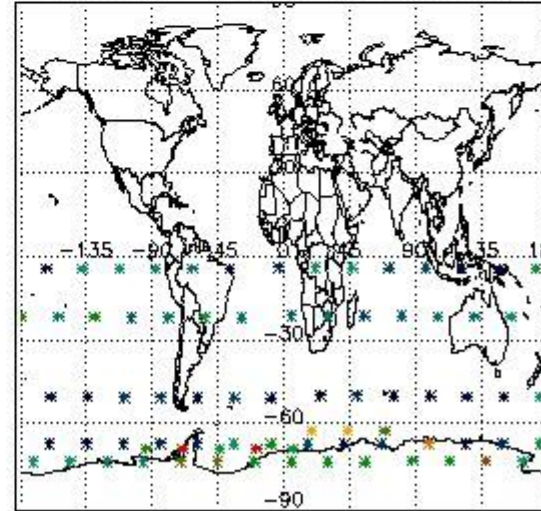
Percentage of flagged data per H2O profile



Percentage of flagged data per NO2 profile



Percentage of flagged data per NO3 profile

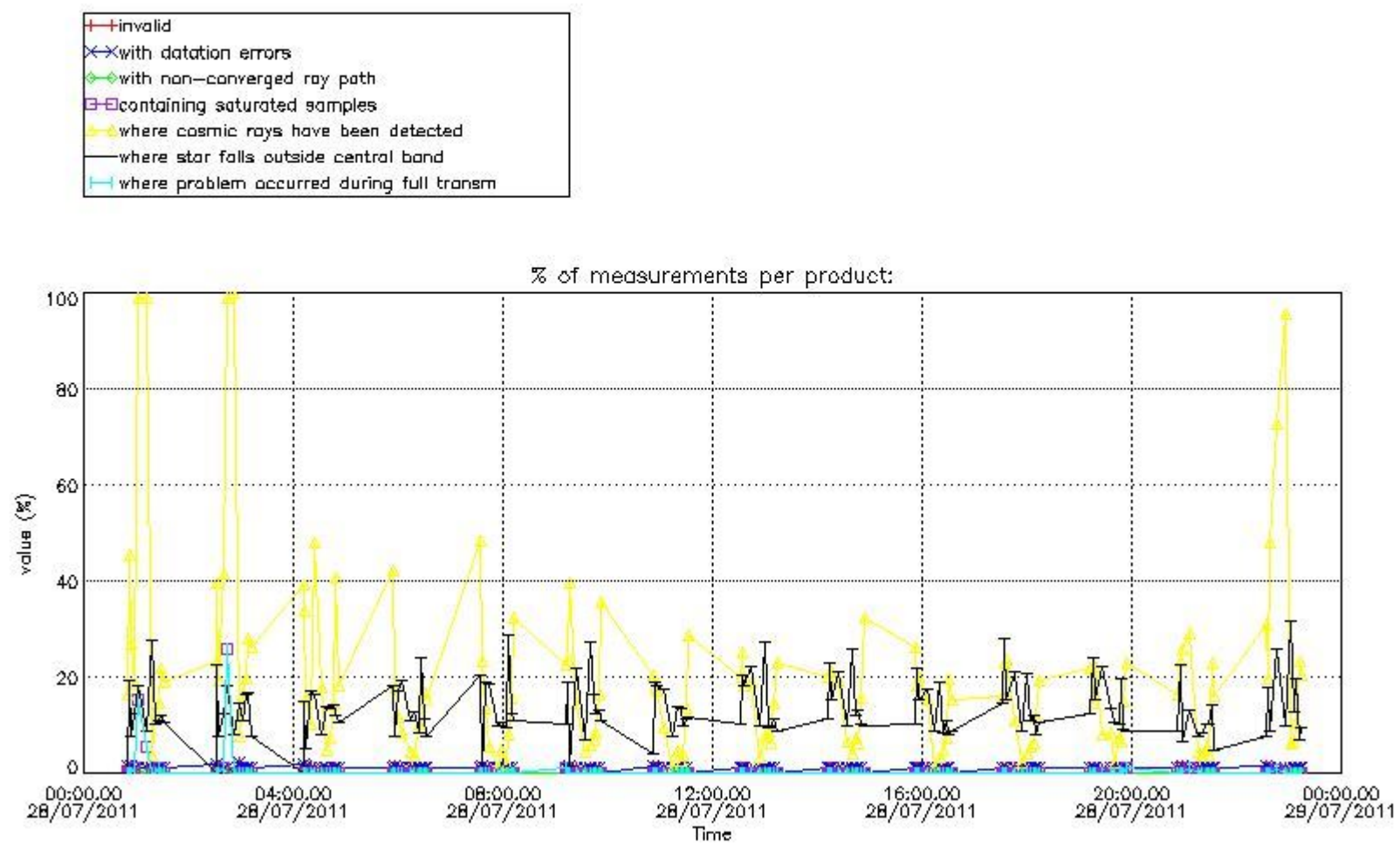


4. Level 1 quality information per product

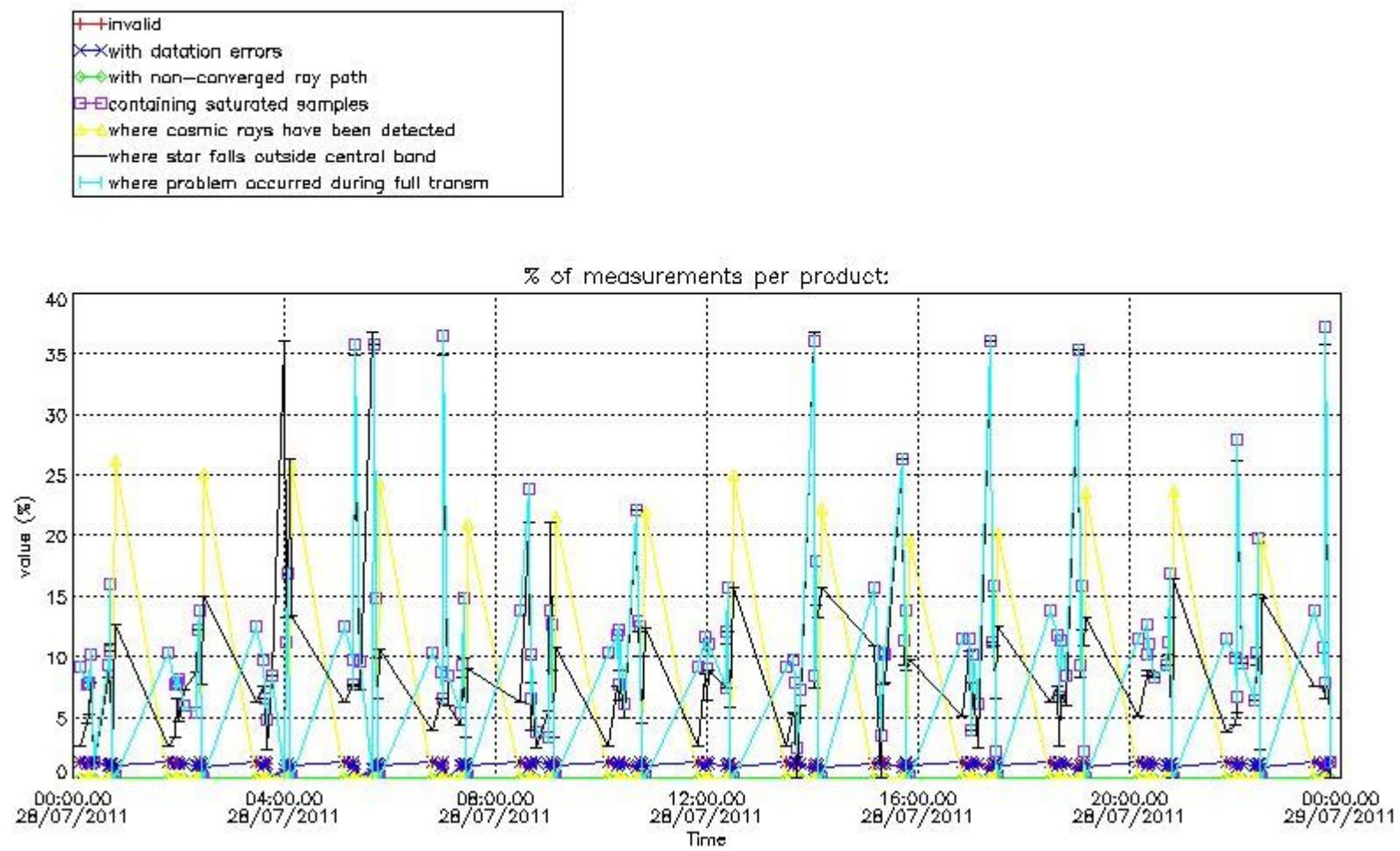
In this section it is plotted some information contained in the Quality Summary data set of the level 2 products that comes from the level 1b processing. Products without errors (error flag in the MPH set to "0") are used.

4.1 Plot quality information per product (time dependant) coming from level 1b processing

4.1.1 Plot level 1 quality information per product (time dependant): ENVISAT ASCENDING passes



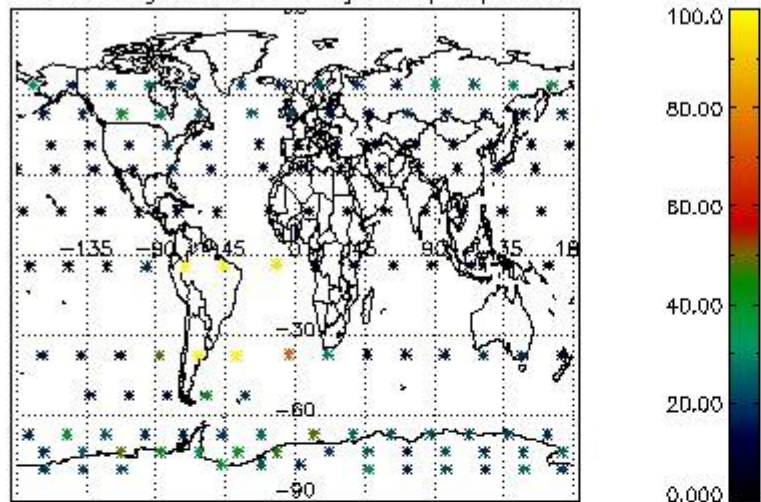
4.1.2 Plot level 1 quality information per product (time dependant): ENVI SAT DESCENDING passes



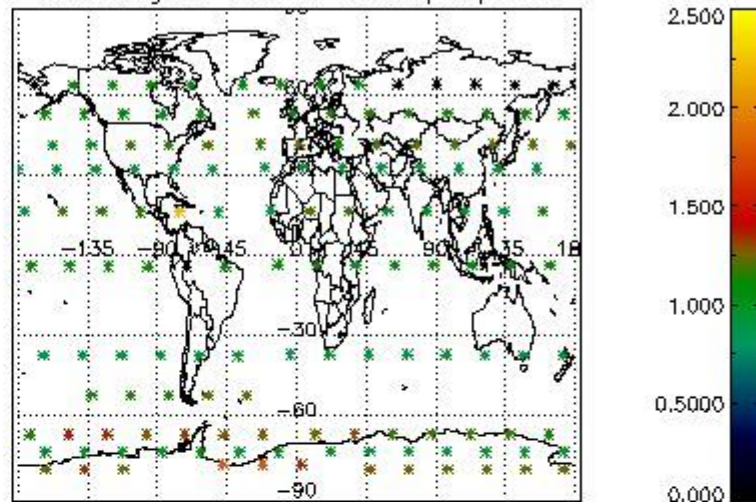
4.2 Plot quality information per product coming from level 1b processing (world map)

4.2.1 Plot level 1 quality information per product (world map): ENVISAT ASCENDING passes

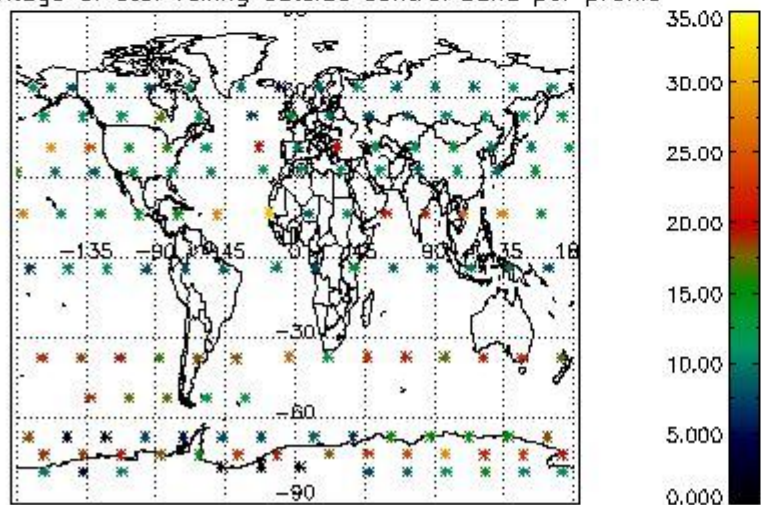
Percentage of cosmic ray hits per profile



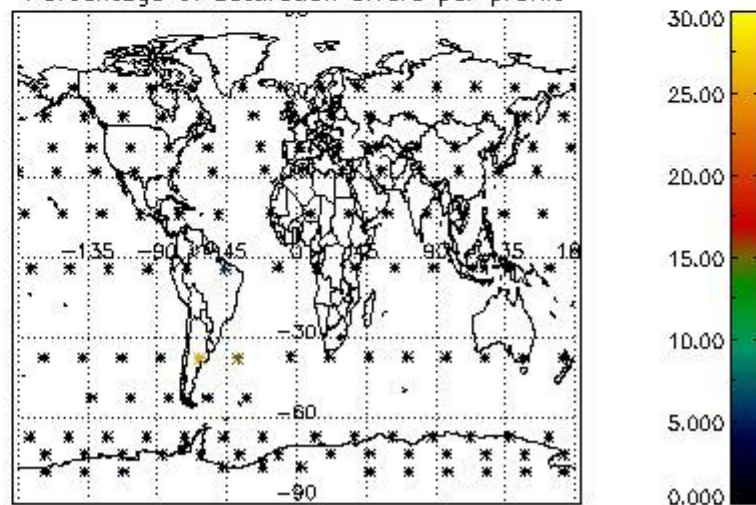
Percentage of datation errors per profile



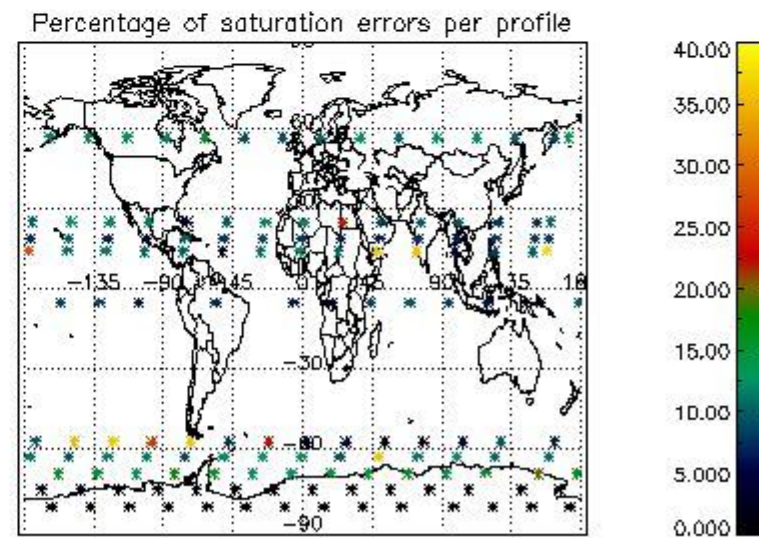
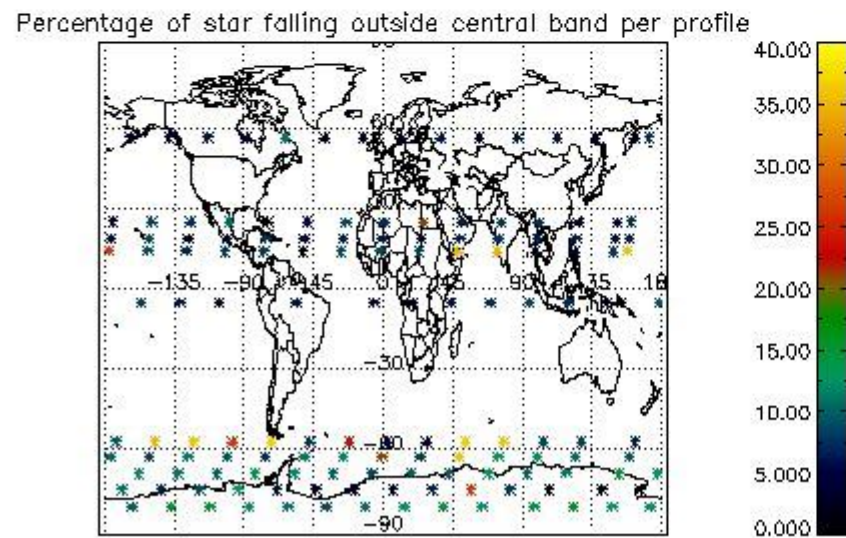
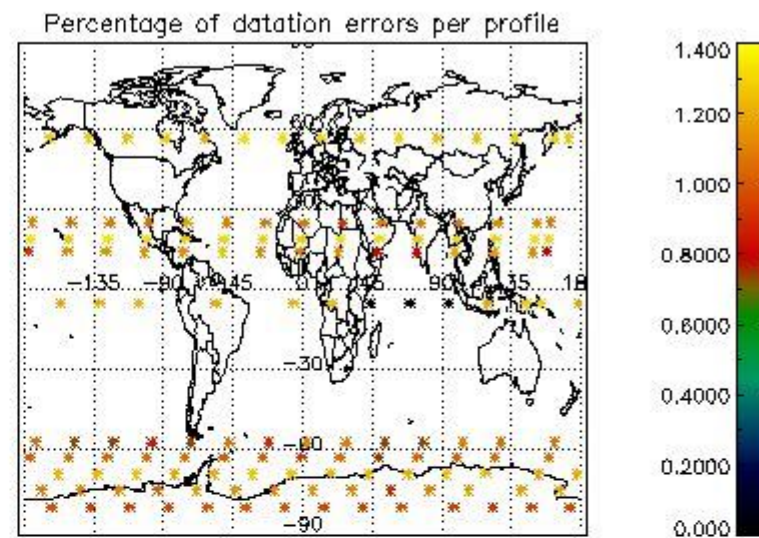
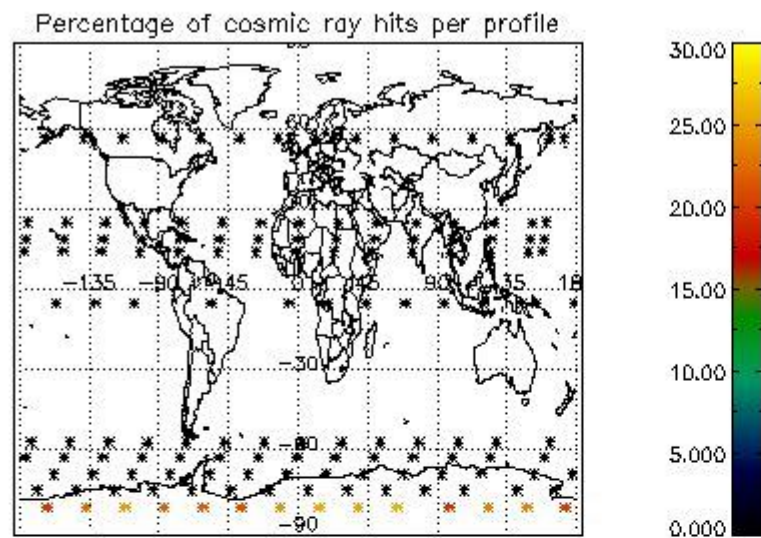
Percentage of star falling outside central band per profile



Percentage of saturation errors per profile



4.2.2 Plot level 1 quality information per product (world map): ENVISAT DESCENDING passes



5. Trace gas profiles

5.1 Ozone statistics based on quality of products

The final quality of the products can be "measured" using the STD (Standard Deviation) attached to every point profile. This information is written to the parameter GOM_NL__2P/NL_LOCAL_SPECIES_DENSITY/o3_std of the level 2 products. The table below shows the statistics for given STD ranges.

The statistics are given with respect to the overall valid production:

- Products without fatal errors: GOM_NL__2P/MPH/PRODUCT_ERR=0
- Valid point profile: GOM_NL__2P/NL_LOCAL_SPECIES_DENSITY/pcd(0)=0

The 'Criteria' is applied to valid points of dark limb products:

- Products in dark limb illumination condition: GOM_NL__2P/NL_SUMMARY_QUALITY/obs_ill_cond=0
- Products without fatal errors: GOM_NL__2P/MPH/PRODUCT_ERR=0
- Valid point profile: GOM_NL__2P/NL_LOCAL_SPECIES_DENSITY/pcd(0)=0

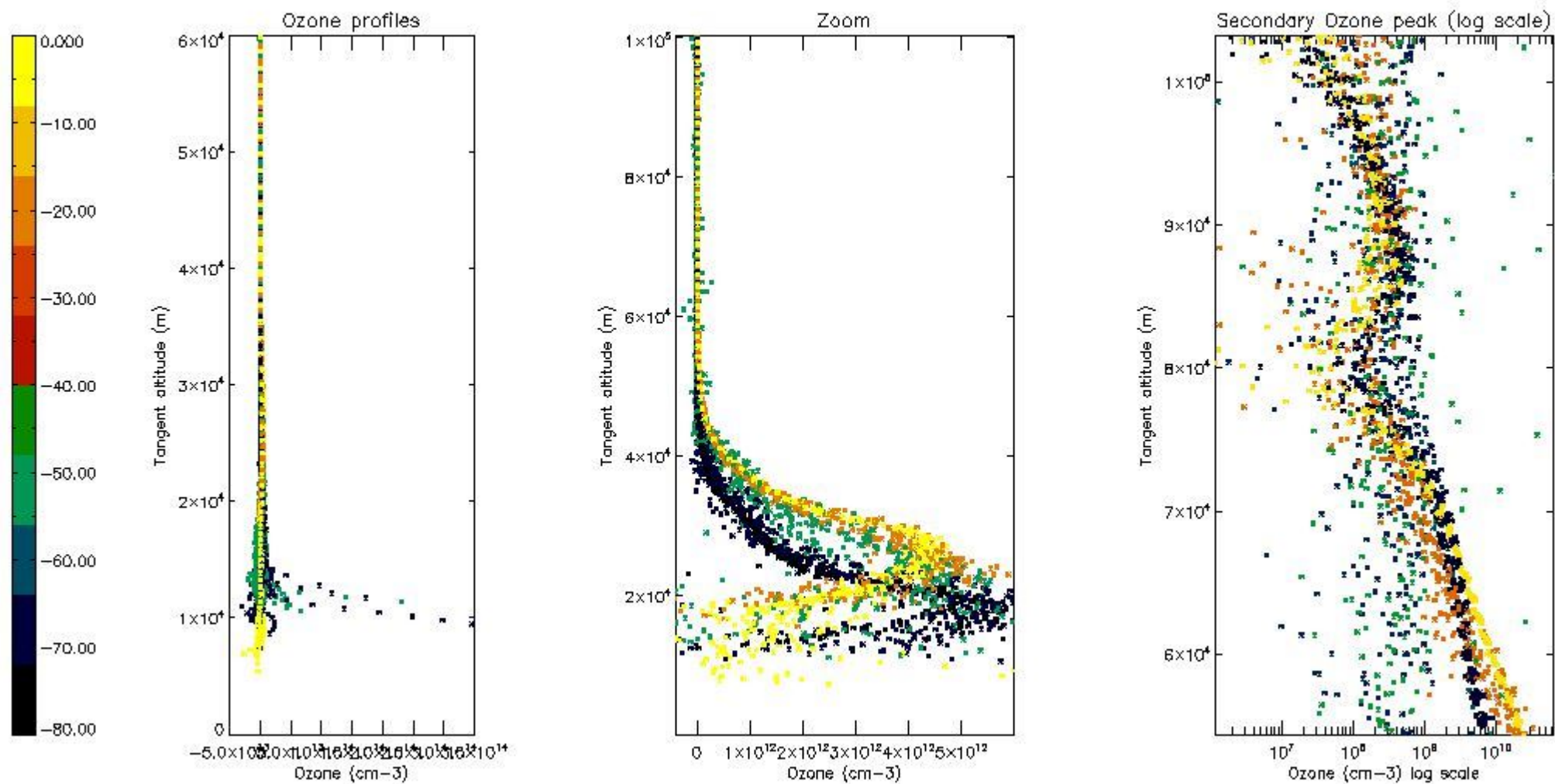
So, the table below shows the percentage of dark limb and valid observations for each criteria with respect to the overall valid daily observations.

Criteria	% of total production
All STD	28
STD < 20	13

STD < 10	9
STD < 5	6

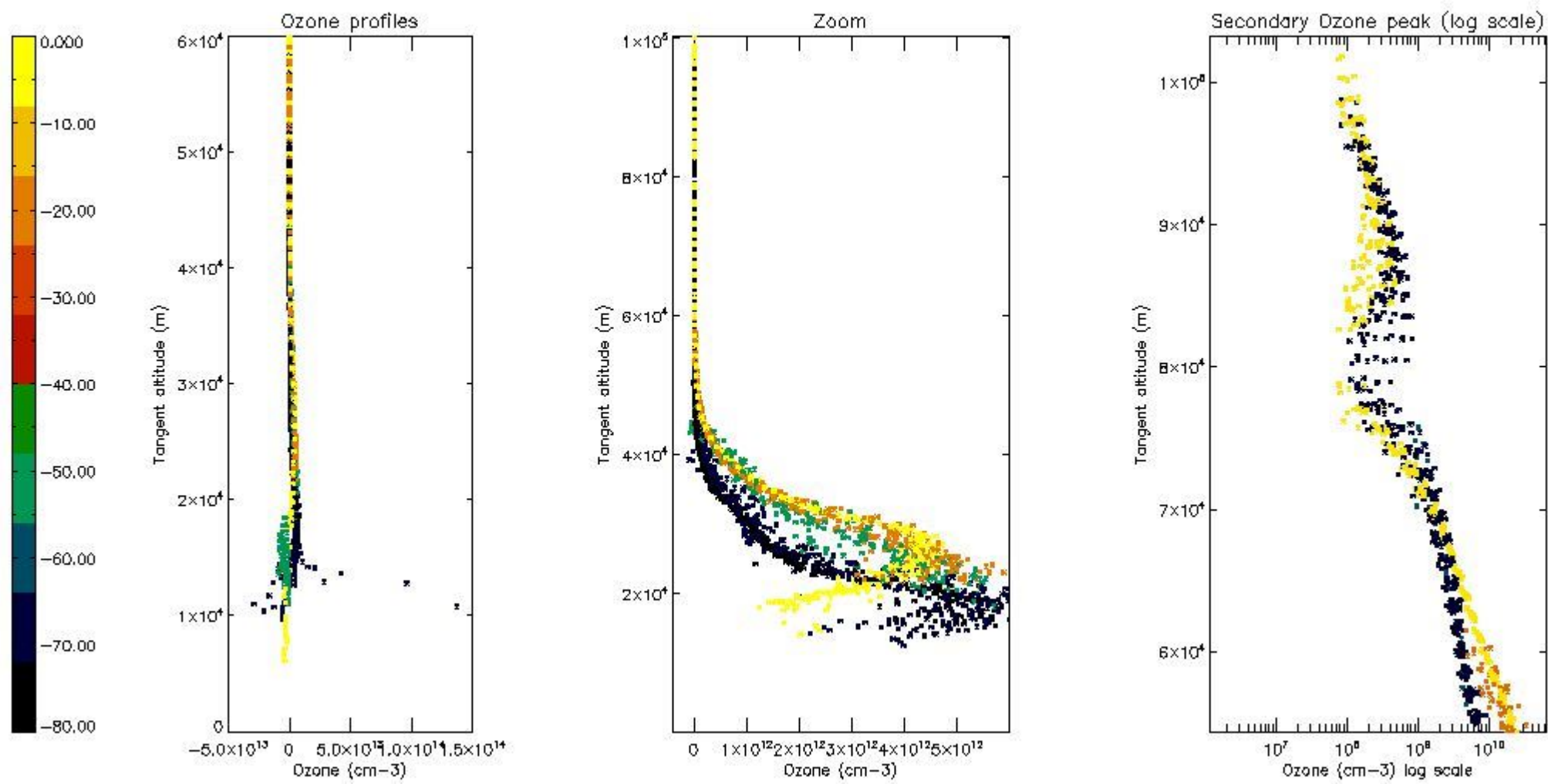
5.2 Plot ozone profiles for all STD (dark without errors)

The colorbar represents the latitude.



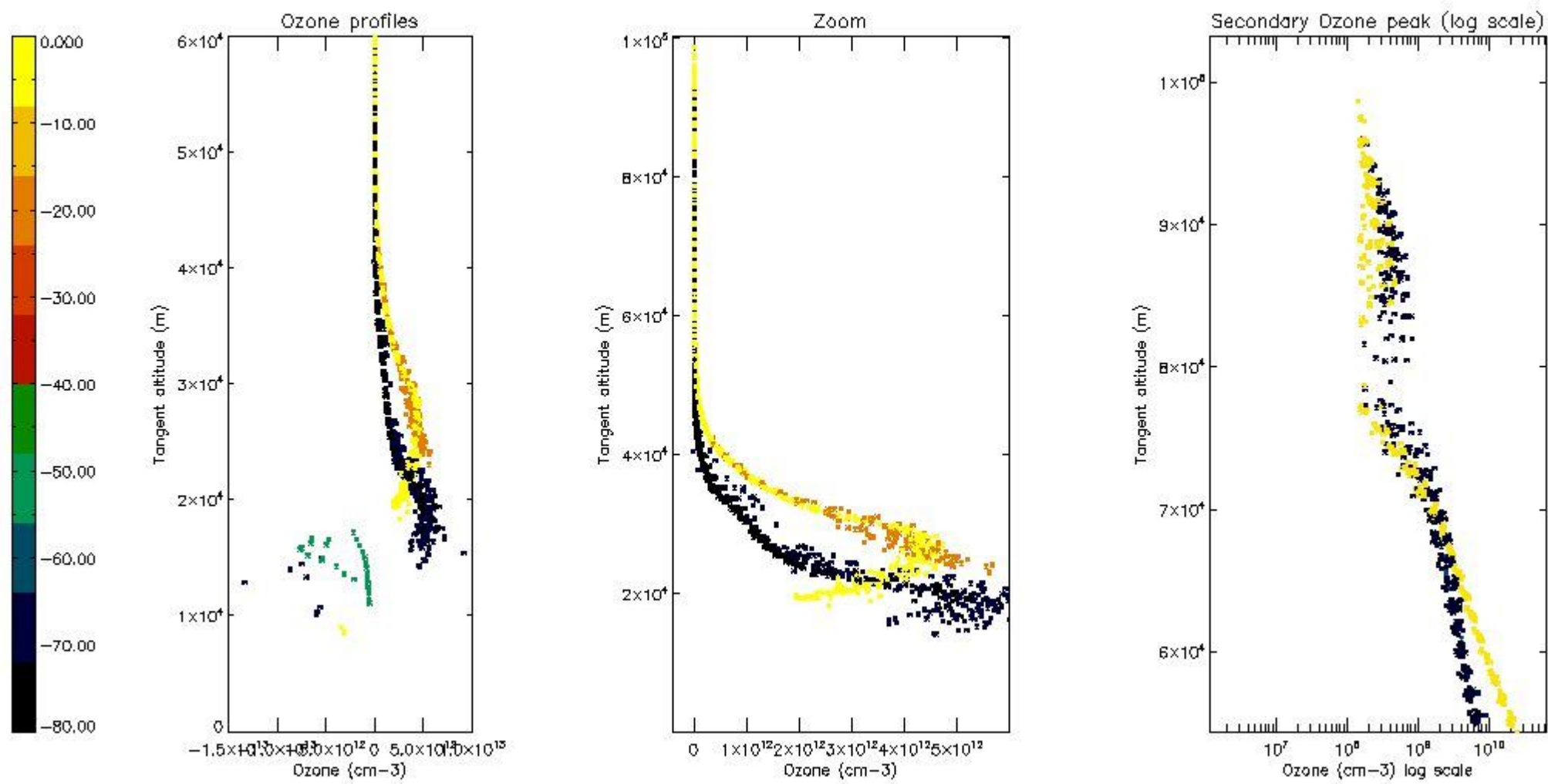
5.3 Plot ozone profiles where STD < 20% (dark without errors)

The colorbar represents the latitude.



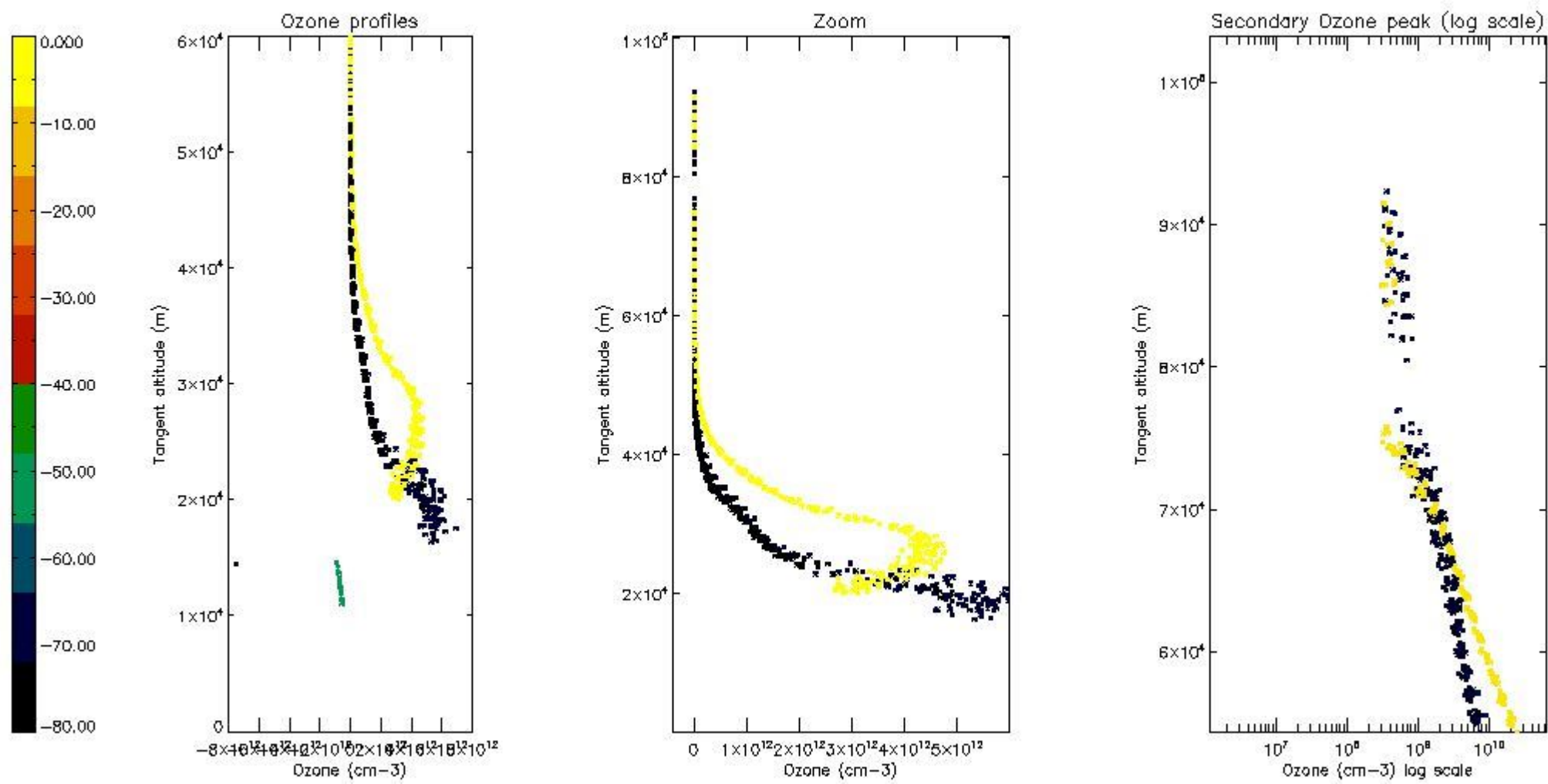
5.4 Plot ozone profiles where $STD < 10\%$ (dark without errors)

The colorbar represents the latitude.



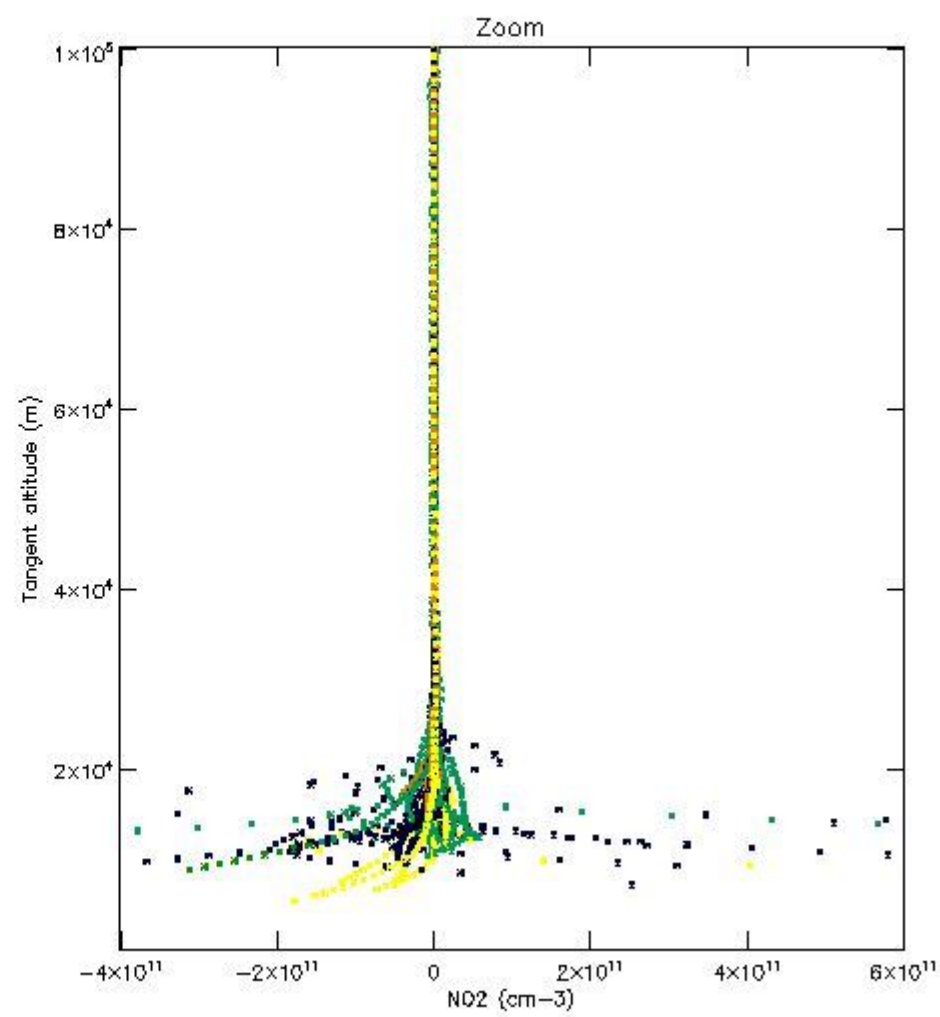
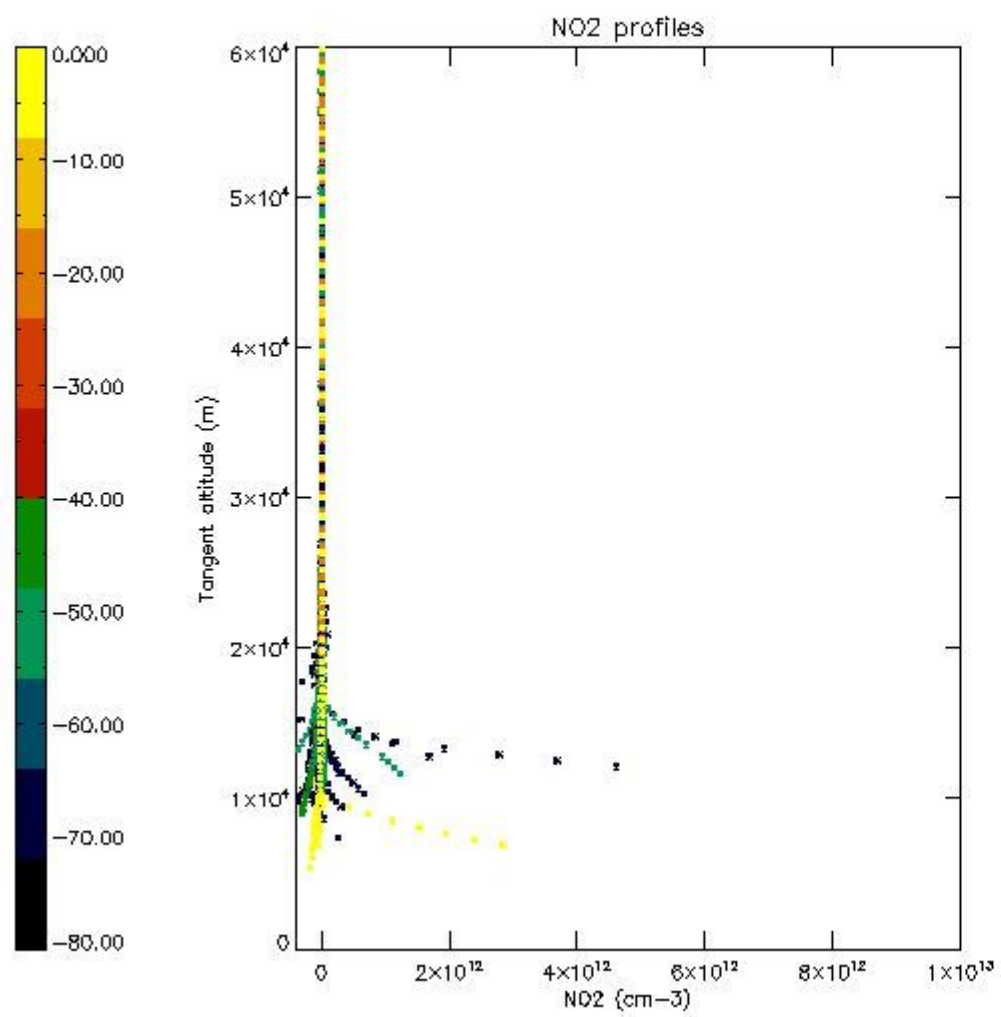
5.5 Plot ozone profiles where $STD < 5\%$ (dark without errors)

The colorbar represents the latitude.



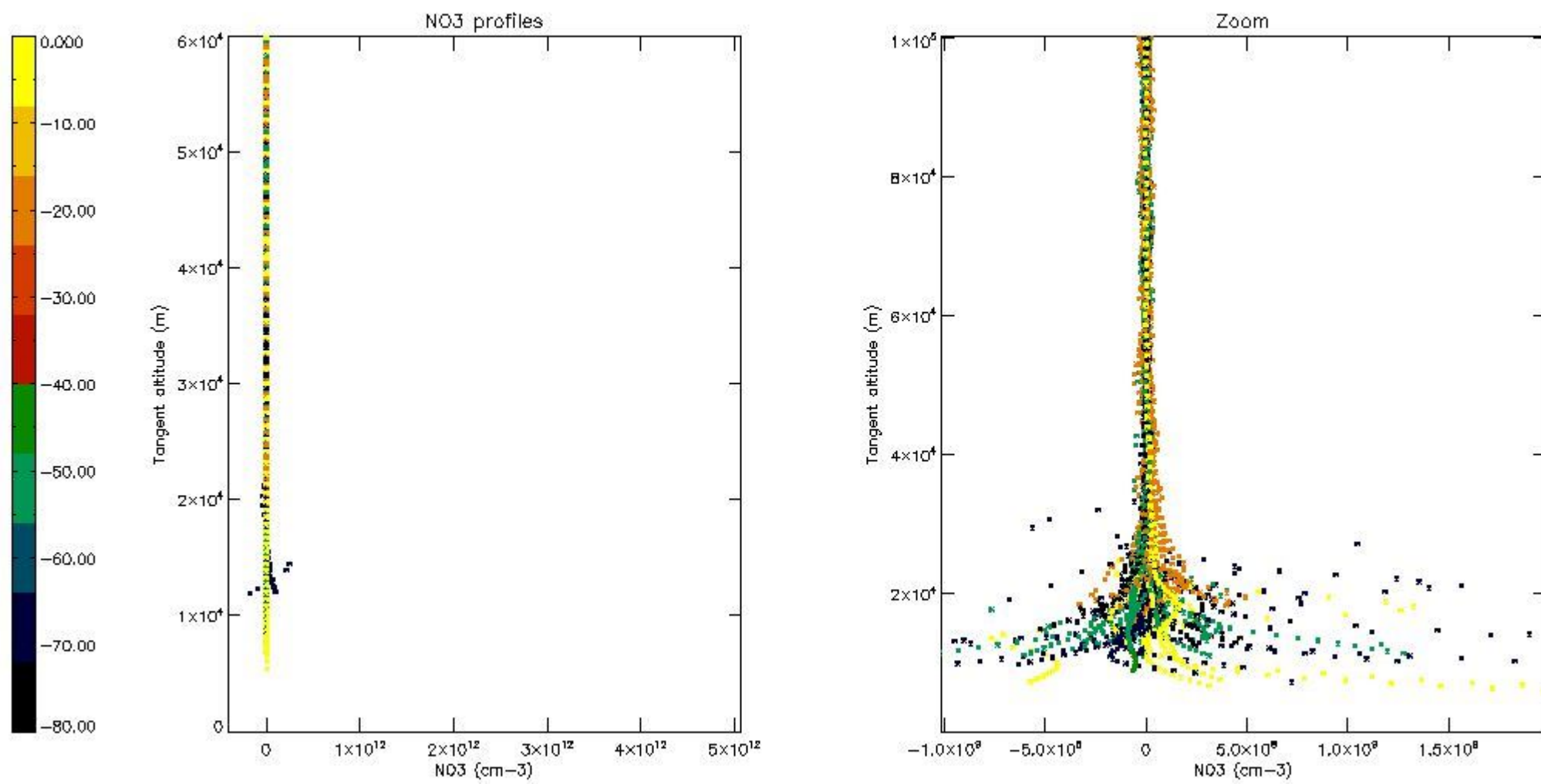
5.6 Plot NO₂ profiles for all STD (dark without errors)

The colorbar represents the latitude.



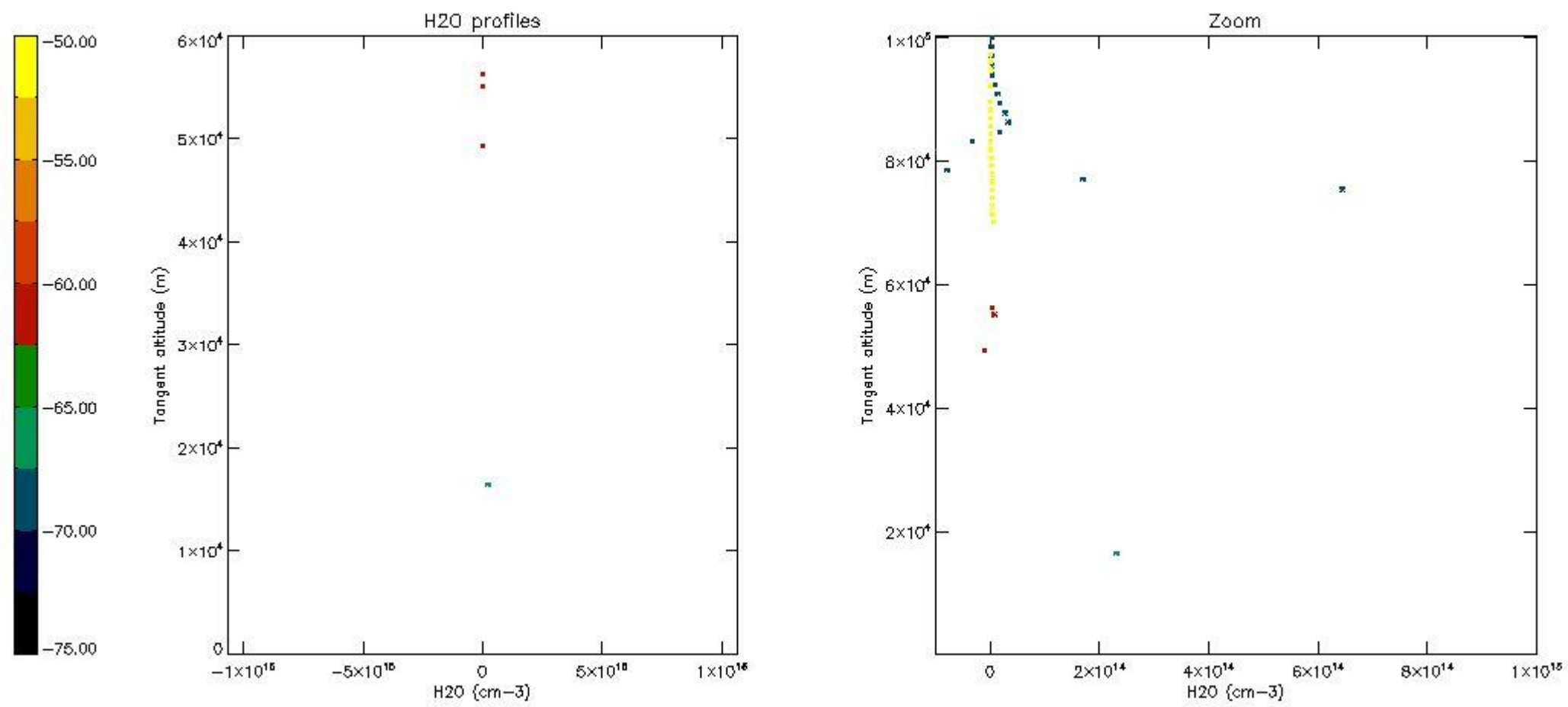
5.7 Plot NO3 profiles for all STD (dark without errors)

The colorbar represents the latitude.



5.8 Plot H2O profiles for all STD (only for occultations of stars 1,2,3,4,13,14,16,26,63 dark without errors)

The colorbar represents the latitude.



6. Auxiliary Data Files used for the production reported in section 2

The number reported in the third column indicates since which file (see list in section 2) the corresponding auxiliary file has been used. The fourth column is the date of those product files.

Type	Auxiliary Filename	Used since product	Used since product date
INST_PHYS_CHARACTERISTICS	GOM_INS_AXVIEC20091111_143220_20030716_120000_20500101_000000	1	28-JUL-2011 00:07:27
LEVEL-2_PROC_CONFIG	GOM_PR2_AXVIEC20091111_152718_20020301_000000_20500101_000000	1	28-JUL-2011 00:07:27
CROSS_SECTIONS_FILE	GOM_CRS_AXVIEC20091111_154832_20020301_000000_20500101_000000	1	28-JUL-2011 00:07:27

GOMOS Level 2 Daily Report

SUMMARY

[1. General Info](#)

[2. Summary of processed GOM_NL_2P products](#)

[3. Level 2 Quality information per product](#)

[3.1 Plot of level 2 quality information per product \(time dependant\)](#)

[3.2 Plot of level 2 quality information per product \(world map\)](#)

[4. Level 1 Quality information per product \(stored on level 2 products\)](#)

[4.1 Plot of level 1 quality information per product \(time dependant\)](#)

[4.1.1 Plot of level 1 quality information per product \(time dependant\): ASCENDING](#)

[4.1.2 Plot of level 1 quality information per product \(time dependant\): DESCENDING](#)

[4.2 Plot of level 1 quality information per product \(world map\)](#)

[4.2.1 Plot of level 1 quality information per product \(world map\): ASCENDING](#)

[4.2.2 Plot of level 1 quality information per product \(world map\): DESCENDING](#)

[5. Ozone profiles based on quality statistics and other trace gas profiles](#)

[5.1 Ozone statistics based on quality of products](#)

[5.2 Plot ozone profiles for all STD \(dark without errors\)](#)

[5.3 Plot ozone profiles where STD < 20% \(dark without errors\)](#)

[5.4. Plot ozone profiles where STD < 10% \(dark without errors\)](#)

[5.5. Plot ozone profiles where STD < 5% \(dark without errors\)](#)

[5.6 Plot NO2 profiles for all STD \(dark without errors\)](#)

[5.7 Plot NO3 profiles for all STD \(dark without errors\)](#)

[5.8 Plot H2O profiles \(only for occultations of stars 1,2,3,4,13,14,16,26,63 dark without errors\) for all STD](#)

[6. Auxiliary Data Files used for the production reported in section 2](#)

This report presents the daily analysis on parameters extracted from GOMOS level 2 data (GOM_NL__2P). It is intended to monitor some important parameters that will impact the quality of these products. A list of level 2 products (and content) that have arrived during the reporting day to the PCF is also given.

Item	Value
Time of report generation	24APR2013 16:15:05
Data source version	GOMOS/6.01
Start time of products	28-07-2011 (28JUL2011 00:00:00)
Stop time of products	29-07-2011 (29JUL2011 00:00:00)
Store outputs in DB	Yes
Nb of level 2 prods	286
Nb of prods with errors	0

2. Summary of processed GOM_NL__2P products.

Nr	Filename	UTC Start time	Limb	Duration	Star Id	Star Name	Star Mag	Star Temp	Nb Meas	Orbit	Prod. error
1	GOM_NL__2PRFIN20110728_000727_000000393105_00045_49197_2518.N1	28-JUL-2011 00:07:27	Bright	38.500	11	53Alp Aql	0.76500	8000.0	77	49197	No
2	GOM_NL__2PRFIN20110728_001626_000000453105_00045_49197_2519.N1	28-JUL-2011 00:16:26	Bright	45.000	92	53Eps Cyg	2.5000	4500.0	90	49197	No
3	GOM_NL__2PRFIN20110728_001807_000000383105_00045_49197_2520.N1	28-JUL-2011 00:18:07	Bright	38.000	144	18Del Cyg	2.8600	11000.	76	49197	No
4	GOM_NL__2PRFIN20110728_001929_000000453105_00045_49197_2521.N1	28-JUL-2011 00:19:29	Bright	44.500	19	50Alp Cyg	1.2460	10500.	89	49197	No
5	GOM_NL__2PRFIN20110728_002450_000000393105_00045_49197_2522.N1	28-JUL-2011 00:24:50	Bright	39.000	89	5Alp Cep	2.4510	8000.0	78	49197	No
6	GOM_NL__2PRFIN20110728_003929_000000483105_00045_49197_2523.N1	28-JUL-2011 00:39:29	Bright	48.000	160	23Gam Per	2.9300	4700.0	96	49197	No
7	GOM_NL__2PRFIN20110728_004104_000000483105_00045_49197_2524.N1	28-JUL-2011 00:41:04	Bright	48.000	35	33Alp Per	1.7950	6250.0	96	49197	No
8	GOM_NL__2PRFIN20110728_004255_000000413105_00045_49197_2525.N1	28-JUL-2011 00:42:55	Bright	40.500	6	13Alp Aur	0.080000	3400.0	81	49197	No
9	GOM_NL__2PRFIN20110728_004450_000000433105_00045_49197_2526.N1	28-JUL-2011 00:44:50	Bright	43.000	149	45Eps Per	2.8880	30000.	86	49197	No
10	GOM_NL__2PRFIN20110728_004748_000000523105_00045_49197_2527.N1	28-JUL-2011 00:47:48	Twilight	51.500	150	44Zet Per	2.8900	28000.	103	49197	No
11	GOM_NL__2PRFIN20110728_005049_000000373105_00045_49197_2528.N1	28-JUL-2011 00:50:49	Dark	37.000	146	25Eta Tau	2.8730	15200.	74	49197	No
12	GOM_NL__2PRFIN20110728_005225_000000503105_00045_49197_2529.N1	28-JUL-2011 00:52:25	Dark	49.500	13	87Alp Tau	0.86700	3800.0	99	49197	No
13	GOM_NL__2PRFIN20110728_005428_000000393105_00045_49197_2530.N1	28-JUL-2011 00:54:28	Dark	39.000	27	24Gam Ori	1.6360	26000.	78	49197	No
14	GOM_NL__2PRFIN20110728_005846_000000413105_00045_49197_2531.N1	28-JUL-2011 00:58:46	Dark	40.500	7	19Bet Ori	0.10000	14000.	81	49197	No
15	GOM_NL__2PRFIN20110728_010257_000000533105_00045_49197_2532.N1	28-JUL-2011 01:02:57	Dark	52.500	165	34Gam Eri	2.9500	3200.0	105	49197	No
16	GOM_NL__2PRFIN20110728_011219_000000453105_00045_49197_2533.N1	28-JUL-2011 01:12:19	Dark	45.000	157	The1Eri	2.9060	9300.0	90	49197	No
17	GOM_NL__2PRFIN20110728_011800_000000533105_00046_49198_2522.N1	28-JUL-2011 01:18:00	Dark	52.500	9	Alp Eri	0.45300	24000.	105	49198	No
18	GOM_NL__2PRFIN20110728_012227_000000553105_00046_49198_2523.N1	28-JUL-2011 01:22:27	Straylight	54.500	84	Alp Phe	2.3970	4500.0	109	49198	No
19	GOM_NL__2PRFIN20110728_012501_000000413105_00046_49198_2524.N1	28-JUL-2011 01:25:01	Straylight	41.000	148	Alp Tuc	2.8780	4100.0	82	49198	No
20	GOM_NL__2PRFIN20110728_012817_000000463105_00046_49198_2525.N1	28-JUL-2011 01:28:17	Straylight	45.500	31	Alp Gru	1.7340	15200.	91	49198	No
21	GOM_NL__2PRFIN20110728_013127_000000483105_00046_49198_2526.N1	28-JUL-2011 01:31:27	Straylight	47.500	172	Gam Gru	3.0030	13100.	95	49198	No
22	GOM_NL__2PRFIN20110728_014741_000000393105_00046_49198_2527.N1	28-JUL-2011 01:47:41	Bright	39.000	11	53Alp Aql	0.76500	8000.0	78	49198	No
23	GOM_NL__2PRFIN20110728_015640_000000453105_00046_49198_2528.N1	28-JUL-2011 01:56:40	Bright	45.000	92	53Eps Cyg	2.5000	4500.0	90	49198	No
24	GOM_NL__2PRFIN20110728_015820_000000393105_00046_49198_2529.N1	28-JUL-2011 01:58:20	Bright	38.500	144	18Del Cyg	2.8600	11000.	77	49198	No
25	GOM_NL__2PRFIN20110728_015943_000000433105_00046_49198_2530.N1	28-JUL-2011 01:59:43	Bright	43.000	19	50Alp Cyg	1.2460	10500.	86	49198	No
26	GOM_NL__2PRFIN20110728_020504_000000423105_00046_49198_2531.N1	28-JUL-2011 02:05:04	Bright	41.500	89	5Alp Cep	2.4510	8000.0	83	49198	No
27	GOM_NL__2PRFIN20110728_021943_000000463105_00046_49198_2532.N1	28-JUL-2011 02:19:43	Bright	46.000	160	23Gam Per	2.9300	4700.0	92	49198	No
28	GOM_NL__2PRFIN20110728_022118_000000493105_00046_49198_2533.N1	28-JUL-2011 02:21:18	Bright	49.000	35	33Alp Per	1.7950	6250.0	98	49198	No
29	GOM_NL__2PRFIN20110728_022309_000000403105_00046_49198_2534.N1	28-JUL-2011 02:23:09	Bright	40.000	6	13Alp Aur	0.080000	3400.0	80	49198	No
30	GOM_NL__2PRFIN20110728_022504_000000463105_00046_49198_2535.N1	28-JUL-2011 02:25:04	Bright	45.500	149	45Eps Per	2.8880	30000.	91	49198	No
31	GOM_NL__2PRFIN20110728_022802_000000543105_00046_49198_2536.N1	28-JUL-2011 02:28:02	Twilight	53.500	150	44Zet Per	2.8900	28000.	107	49198	No
32	GOM_NL__2PRFIN20110728_023103_000000283105_00046_49198_2537.N1	28-JUL-2011 02:31:03	Dark	28.000	146	25Eta Tau	2.8730	15200.	56	49198	No
33	GOM_NL__2PRFIN20110728_023240_000000533105_00046_49198_2538.N1	28-JUL-2011 02:32:40	Dark	53.000	13	87Alp Tau	0.86700	3800.0	106	49198	No
34	GOM_NL__2PRFIN20110728_023442_000000393105_00046_49198_2539.N1	28-JUL-2011 02:34:42	Dark	39.000	27	24Gam Ori	1.6360	26000.	78	49198	No
35	GOM_NL__2PRFIN20110728_023901_000000413105_00046_49198_2540.N1	28-JUL-2011 02:39:01	Dark	41.000	7	19Bet Ori	0.10000	14000.	82	49198	No
36	GOM_NL__2PRFIN20110728_024312_000000533105_00046_49198_2541.N1	28-JUL-2011 02:43:12	Dark	52.500	165	34Gam Eri	2.9500	3200.0	105	49198	No
37	GOM_NL__2PRFIN20110728_025234_000000443105_00046_49198_2542.N1	28-JUL-2011 02:52:34	Dark	44.000	157	The1Eri	2.9060	9300.0	88	49198	No
38	GOM_NL__2PRFIN20110728_025815_000000453105_00047_49199_2533.N1	28-JUL-2011 02:58:15	Dark	45.000	9	Alp Eri	0.45300	24000.	90	49199	No
39	GOM_NL__2PRFIN20110728_030242_000000553105_00047_49199_2534.N1	28-JUL-2011 03:02:42	Straylight	55.000	84	Alp Phe	2.3970	4500.0	110	49199	No
40	GOM_NL__2PRFIN20110728_030516_000000433105_00047_49199_2535.N1	28-JUL-2011 03:05:16	Straylight	43.000	148	Alp Tuc	2.8780	4100.0	86	49199	No
41	GOM_NL__2PRFIN20110728_030832_000000483105_00047_49199_2536.N1	28-JUL-2011 03:08:32	Straylight	48.000	31	Alp Gru	1.7340	15200.	96	49199	No
42	GOM_NL__2PRFIN20110728_031141_000000463105_00047_49199_2537.N1	28-JUL-2011 03:11:41	Straylight	46.000	172	Gam Gru	3.0030	13100.	92	49199	No

43	GOM_NL__2PRFIN20110728_032755_000000403105_00047_49199_2538.N1	28-JUL-2011 03:27:55	Bright	40.000	11	53Alp Aql	0.76500	8000.0	80	49199	No
44	GOM_NL__2PRFIN20110728_033653_000000473105_00047_49199_2539.N1	28-JUL-2011 03:36:53	Bright	46.500	92	53Eps Cyg	2.5000	4500.0	93	49199	No
45	GOM_NL__2PRFIN20110728_033834_000000393105_00047_49199_2540.N1	28-JUL-2011 03:38:34	Bright	38.500	144	18Del Cyg	2.8600	11000.	77	49199	No
46	GOM_NL__2PRFIN20110728_033956_000000423105_00047_49199_2541.N1	28-JUL-2011 03:39:56	Bright	42.000	19	50Alp Cyg	1.2460	10500.	84	49199	No
47	GOM_NL__2PRFIN20110728_034517_000000423105_00047_49199_2542.N1	28-JUL-2011 03:45:17	Bright	41.500	89	5Alp Cep	2.4510	8000.0	83	49199	No
48	GOM_NL__2PRFIN20110728_035956_000000683105_00047_49199_2543.N1	28-JUL-2011 03:59:56	Bright	68.000	160	23Gam Per	2.9300	4700.0	136	49199	No
49	GOM_NL__2PRFIN20110728_040132_000000493105_00047_49199_2544.N1	28-JUL-2011 04:01:32	Bright	49.000	35	33Alp Per	1.7950	6250.0	98	49199	No
50	GOM_NL__2PRFIN20110728_040323_000000423105_00047_49199_2545.N1	28-JUL-2011 04:03:23	Bright	41.500	6	13Alp Aur	0.080000	3400.0	83	49199	No
51	GOM_NL__2PRFIN20110728_040518_000000573105_00047_49199_2546.N1	28-JUL-2011 04:05:18	Bright	57.000	149	45Eps Per	2.8880	30000.	114	49199	No
52	GOM_NL__2PRFIN20110728_040816_000000533105_00047_49199_2547.N1	28-JUL-2011 04:08:16	Tw_i_and_stray	52.500	150	44Zet Per	2.8900	28000.	105	49199	No
53	GOM_NL__2PRFIN20110728_041117_000000283105_00047_49199_2548.N1	28-JUL-2011 04:11:17	Dark	28.000	146	25Eta Tau	2.8730	15200.	56	49199	No
54	GOM_NL__2PRFIN20110728_041254_000000483105_00047_49199_2549.N1	28-JUL-2011 04:12:54	Dark	47.500	13	87Alp Tau	0.86700	3800.0	95	49199	No
55	GOM_NL__2PRFIN20110728_041457_000000383105_00047_49199_2550.N1	28-JUL-2011 04:14:57	Dark	38.000	27	24Gam Ori	1.6360	26000.	76	49199	No
56	GOM_NL__2PRFIN20110728_041915_000000443105_00047_49199_2551.N1	28-JUL-2011 04:19:15	Dark	44.000	7	19Bet Ori	0.10000	14000.	88	49199	No
57	GOM_NL__2PRFIN20110728_042327_000000523105_00047_49199_2552.N1	28-JUL-2011 04:23:27	Dark	52.000	165	34Gam Eri	2.9500	3200.0	104	49199	No
58	GOM_NL__2PRFIN20110728_043249_000000453105_00047_49199_2553.N1	28-JUL-2011 04:32:49	Dark	44.500	157	The1Eri	2.9060	9300.0	89	49199	No
59	GOM_NL__2PRFIN20110728_043830_000000443105_00048_49200_2550.N1	28-JUL-2011 04:38:30	Dark	43.500	9	Alp Eri	0.45300	24000.	87	49200	No
60	GOM_NL__2PRFIN20110728_044257_000000563105_00048_49200_2551.N1	28-JUL-2011 04:42:57	Straylight	56.000	84	Alp Phe	2.3970	4500.0	112	49200	No
61	GOM_NL__2PRFIN20110728_044530_000000433105_00048_49200_2552.N1	28-JUL-2011 04:45:30	Straylight	42.500	148	Alp Tuc	2.8780	4100.0	85	49200	No
62	GOM_NL__2PRFIN20110728_044846_000000463105_00048_49200_2553.N1	28-JUL-2011 04:48:46	Straylight	45.500	31	Alp Gru	1.7340	15200.	91	49200	No
63	GOM_NL__2PRFIN20110728_045156_000000473105_00048_49200_2554.N1	28-JUL-2011 04:51:56	Straylight	47.000	172	Gam Gru	3.0030	13100.	94	49200	No
64	GOM_NL__2PRFIN20110728_050809_000000403105_00048_49200_2555.N1	28-JUL-2011 05:08:09	Bright	40.000	11	53Alp Aql	0.76500	8000.0	80	49200	No
65	GOM_NL__2PRFIN20110728_051707_000000473105_00048_49200_2556.N1	28-JUL-2011 05:17:07	Bright	46.500	92	53Eps Cyg	2.5000	4500.0	93	49200	No
66	GOM_NL__2PRFIN20110728_051848_000000393105_00048_49200_2557.N1	28-JUL-2011 05:18:48	Bright	39.000	144	18Del Cyg	2.8600	11000.	78	49200	No
67	GOM_NL__2PRFIN20110728_052010_000000633105_00048_49200_2558.N1	28-JUL-2011 05:20:10	Bright	63.000	19	50Alp Cyg	1.2460	10500.	126	49200	No
68	GOM_NL__2PRFIN20110728_052531_000000423105_00048_49200_2559.N1	28-JUL-2011 05:25:31	Bright	41.500	89	5Alp Cep	2.4510	8000.0	83	49200	No
69	GOM_NL__2PRFIN20110728_054010_000000683105_00048_49200_2560.N1	28-JUL-2011 05:40:10	Bright	68.000	160	23Gam Per	2.9300	4700.0	136	49200	No
70	GOM_NL__2PRFIN20110728_054146_000000673105_00048_49200_2561.N1	28-JUL-2011 05:41:46	Bright	67.000	35	33Alp Per	1.7950	6250.0	134	49200	No
71	GOM_NL__2PRFIN20110728_054337_000000413105_00048_49200_2562.N1	28-JUL-2011 05:43:37	Bright	40.500	6	13Alp Aur	0.080000	3400.0	81	49200	No
72	GOM_NL__2PRFIN20110728_054532_000000463105_00048_49200_2563.N1	28-JUL-2011 05:45:32	Bright	45.500	149	45Eps Per	2.8880	30000.	91	49200	No
73	GOM_NL__2PRFIN20110728_054830_000000523105_00048_49200_2564.N1	28-JUL-2011 05:48:30	Tw_i_and_stray	51.500	150	44Zet Per	2.8900	28000.	103	49200	No
74	GOM_NL__2PRFIN20110728_055308_000000503105_00048_49200_2565.N1	28-JUL-2011 05:53:08	Dark	50.000	13	87Alp Tau	0.86700	3800.0	100	49200	No
75	GOM_NL__2PRFIN20110728_055511_000000393105_00048_49200_2566.N1	28-JUL-2011 05:55:11	Dark	39.000	27	24Gam Ori	1.6360	26000.	78	49200	No
76	GOM_NL__2PRFIN20110728_055929_000000443105_00048_49200_2567.N1	28-JUL-2011 05:59:29	Dark	43.500	7	19Bet Ori	0.10000	14000.	87	49200	No
77	GOM_NL__2PRFIN20110728_060342_000000543105_00048_49200_2568.N1	28-JUL-2011 06:03:42	Dark	54.000	165	34Gam Eri	2.9500	3200.0	108	49200	No
78	GOM_NL__2PRFIN20110728_061304_000000473105_00048_49200_2569.N1	28-JUL-2011 06:13:04	Dark	46.500	157	The1Eri	2.9060	9300.0	93	49200	No
79	GOM_NL__2PRFIN20110728_061845_000000433105_00049_49201_2560.N1	28-JUL-2011 06:18:45	Dark	43.000	9	Alp Eri	0.45300	24000.	86	49201	No
80	GOM_NL__2PRFIN20110728_062312_000000543105_00049_49201_2561.N1	28-JUL-2011 06:23:12	Straylight	53.500	84	Alp Phe	2.3970	4500.0	107	49201	No
81	GOM_NL__2PRFIN20110728_062545_000000483105_00049_49201_2562.N1	28-JUL-2011 06:25:45	Straylight	48.000	148	Alp Tuc	2.8780	4100.0	96	49201	No
82	GOM_NL__2PRFIN20110728_062901_000000453105_00049_49201_2563.N1	28-JUL-2011 06:29:01	Straylight	44.500	31	Alp Gru	1.7340	15200.	89	49201	No
83	GOM_NL__2PRFIN20110728_063210_000000463105_00049_49201_2564.N1	28-JUL-2011 06:32:10	Straylight	45.500	172	Gam Gru	3.0030	13100.	91	49201	No
84	GOM_NL__2PRFIN20110728_064823_000000393105_00049_49201_2565.N1	28-JUL-2011 06:48:23	Bright	38.500	11	53Alp Aql	0.76500	8000.0	77	49201	No
85	GOM_NL__2PRFIN20110728_065720_000000463105_00049_49201_2566.N1	28-JUL-2011 06:57:20	Bright	46.000	92	53Eps Cyg	2.5000	4500.0	92	49201	No
86	GOM_NL__2PRFIN20110728_065902_000000393105_00049_49201_2567.N1	28-JUL-2011 06:59:02	Bright	38.500	144	18Del Cyg	2.8600	11000.	77	49201	No
87	GOM_NL__2PRFIN20110728_070023_000000633105_00049_49201_2568.N1	28-JUL-2011 07:00:23	Bright	63.000	19	50Alp Cyg	1.2460	10500.	126	49201	No
88	GOM_NL__2PRFIN20110728_070544_000000423105_00049_49201_2569.N1	28-JUL-2011 07:05:44	Bright	41.500	89	5Alp Cep	2.4510	8000.0	83	49201	No
89	GOM_NL__2PRFIN20110728_072024_000000463105_00049_49201_2570.N1	28-JUL-2011 07:20:24	Bright	46.000	160	23Gam Per	2.9300	4700.0	92	49201	No
90	GOM_NL__2PRFIN20110728_072159_000000483105_00049_49201_2571.N1	28-JUL-2011 07:21:59	Bright	48.000	35	33Alp Per	1.7950	6250.0	96	49201	No
91	GOM_NL__2PRFIN20110728_072351_000000413105_00049_49201_2572.N1	28-JUL-2011 07:23:51	Bright	40.500	6	13Alp Aur	0.080000	3400.0	81	49201	No
92	GOM_NL__2PRFIN20110728_072546_000000443105_00049_49201_2573.N1	28-JUL-2011 07:25:46	Bright	44.000	149	45Eps Per	2.8880	30000.	88	49201	No
93	GOM_NL__2PRFIN20110728_072844_000000503105_00049_49201_2574.N1	28-JUL-2011 07:28:44	Tw_i_and_stray	50.000	150	44Zet Per	2.8900	28000.	100	49201	No
94	GOM_NL__2PRFIN20110728_073323_000000523105_00049_49201_2575.N1	28-JUL-2011 07:33:23	Dark	51.500	13	87Alp Tau	0.86700	3800.0	103	49201	No
95	GOM_NL__2PRFIN20110728_073525_000000373105_00049_49201_2576.N1	28-JUL-2011 07:35:25	Dark	36.500	27	24Gam Ori	1.6360	26000.	73	49201	No
96	GOM_NL__2PRFIN20110728_073944_000000453105_00049_49201_2577.N1	28-JUL-2011 07:39:44	Dark	45.000	7	19Bet Ori	0.10000	14000.	90	49201	No
97	GOM_NL__2PRFIN20110728_074357_000000543105_00049_49201_2578.N1	28-JUL-2011 07:43:57	Dark	53.500	165	34Gam Eri	2.9500	3200.0	107	49201	No
98	GOM_NL__2PRFIN20110728_075319_000000463105_00049_49201_2579.N1	28-JUL-2011 07:53:19	Dark	46.000	157	The1Eri	2.9060	9300.0	92	49201	No
99	GOM_NL__2PRFIN20110728_075859_000000433105_00050_49202_2584.N1	28-JUL-2011 07:58:59	Dark	42.500	9	Alp Eri	0.45300	24000.	85	49202	No
100	GOM_NL__2PRFIN20110728_080327_000000543105_00050_49202_2585.N1	28-JUL-2011 08:03:27	Straylight	53.500	84	Alp Phe	2.3970	4500.0	107	49202	No
101	GOM_NL__2PRFIN20110728_080559_000000513105_00050_49202_2586.N1	28-JUL-2011 08:05:59	Straylight	50.500	148	Alp Tuc	2.8780	4100.0	101	49202	No

102	GOM_NL__2PRFIN20110728_080915_000000453105_00050_49202_2587.N1	28-JUL-2011 08:09:15	Straylight	45.000	31	Alp Gru	1.7340	15200.	90	49202	No
103	GOM_NL__2PRFIN20110728_081225_000000473105_00050_49202_2588.N1	28-JUL-2011 08:12:25	Straylight	46.500	172	Gam Gru	3.0030	13100.	93	49202	No
104	GOM_NL__2PRFIN20110728_082837_000000403105_00050_49202_2589.N1	28-JUL-2011 08:28:37	Bright	40.000	11	53Alp Aql	0.76500	8000.0	80	49202	No
105	GOM_NL__2PRFIN20110728_083733_000000553105_00050_49202_2590.N1	28-JUL-2011 08:37:33	Bright	54.500	92	53Eps Cyg	2.5000	4500.0	109	49202	No
106	GOM_NL__2PRFIN20110728_083915_000000383105_00050_49202_2591.N1	28-JUL-2011 08:39:15	Bright	38.000	144	18Del Cyg	2.8600	11000.	76	49202	No
107	GOM_NL__2PRFIN20110728_084037_000000453105_00050_49202_2592.N1	28-JUL-2011 08:40:37	Bright	44.500	19	50Alp Cyg	1.2460	10500.	89	49202	No
108	GOM_NL__2PRFIN20110728_084558_000000403105_00050_49202_2593.N1	28-JUL-2011 08:45:58	Bright	40.000	89	5Alp Cep	2.4510	8000.0	80	49202	No
109	GOM_NL__2PRFIN20110728_090037_000000453105_00050_49202_2594.N1	28-JUL-2011 09:00:37	Bright	45.000	160	23Gam Per	2.9300	4700.0	90	49202	No
110	GOM_NL__2PRFIN20110728_090213_000000553105_00050_49202_2595.N1	28-JUL-2011 09:02:13	Bright	54.500	35	33Alp Per	1.7950	6250.0	109	49202	No
111	GOM_NL__2PRFIN20110728_090405_000000403105_00050_49202_2596.N1	28-JUL-2011 09:04:05	Bright	39.500	6	13Alp Aur	0.080000	3400.0	79	49202	No
112	GOM_NL__2PRFIN20110728_090600_000000453105_00050_49202_2597.N1	28-JUL-2011 09:06:00	Bright	44.500	149	45Eps Per	2.8880	30000.	89	49202	No
113	GOM_NL__2PRFIN20110728_090858_000000513105_00050_49202_2598.N1	28-JUL-2011 09:08:58	Tw_i_and_stray	51.000	150	44Zet Per	2.8900	28000.	102	49202	No
114	GOM_NL__2PRFIN20110728_091115_000000403105_00050_49202_2599.N1	28-JUL-2011 09:11:15	Tw_i_and_stray	40.000	176	23Zet Tau	3.0200	22000.	80	49202	No
115	GOM_NL__2PRFIN20110728_091337_000000513105_00050_49202_2600.N1	28-JUL-2011 09:13:37	Dark	50.500	13	87Alp Tau	0.86700	3800.0	101	49202	No
116	GOM_NL__2PRFIN20110728_091540_000000373105_00050_49202_2601.N1	28-JUL-2011 09:15:40	Dark	36.500	27	24Gam Ori	1.6360	26000.	73	49202	No
117	GOM_NL__2PRFIN20110728_092411_000000553105_00050_49202_2602.N1	28-JUL-2011 09:24:11	Dark	55.000	165	34Gam Eri	2.9500	3200.0	110	49202	No
118	GOM_NL__2PRFIN20110728_093333_000000453105_00050_49202_2603.N1	28-JUL-2011 09:33:33	Dark	44.500	157	The1Eri	2.9060	9300.0	89	49202	No
119	GOM_NL__2PRFIN20110728_093914_000000533105_00051_49203_2644.N1	28-JUL-2011 09:39:14	Dark	53.000	9	Alp Eri	0.45300	24000.	106	49203	No
120	GOM_NL__2PRFIN20110728_094342_000000593105_00051_49203_2645.N1	28-JUL-2011 09:43:42	Straylight	58.500	84	Alp Phe	2.3970	4500.0	117	49203	No
121	GOM_NL__2PRFIN20110728_094614_000000413105_00051_49203_2646.N1	28-JUL-2011 09:46:14	Straylight	41.000	148	Alp Tuc	2.8780	4100.0	82	49203	No
122	GOM_NL__2PRFIN20110728_094930_000000463105_00051_49203_2647.N1	28-JUL-2011 09:49:30	Straylight	46.000	31	Alp Gru	1.7340	15200.	92	49203	No
123	GOM_NL__2PRFIN20110728_095239_000000473105_00051_49203_2648.N1	28-JUL-2011 09:52:39	Straylight	46.500	172	Gam Gru	3.0030	13100.	93	49203	No
124	GOM_NL__2PRFIN20110728_100850_000000393105_00051_49203_2649.N1	28-JUL-2011 10:08:50	Bright	38.500	11	53Alp Aql	0.76500	8000.0	77	49203	No
125	GOM_NL__2PRFIN20110728_101747_000000473105_00051_49203_2650.N1	28-JUL-2011 10:17:47	Bright	46.500	92	53Eps Cyg	2.5000	4500.0	93	49203	No
126	GOM_NL__2PRFIN20110728_101929_000000393105_00051_49203_2651.N1	28-JUL-2011 10:19:29	Bright	39.000	144	18Del Cyg	2.8600	11000.	78	49203	No
127	GOM_NL__2PRFIN20110728_102050_000000453105_00051_49203_2652.N1	28-JUL-2011 10:20:50	Bright	45.000	19	50Alp Cyg	1.2460	10500.	90	49203	No
128	GOM_NL__2PRFIN20110728_102611_000000413105_00051_49203_2653.N1	28-JUL-2011 10:26:11	Bright	41.000	89	5Alp Cep	2.4510	8000.0	82	49203	No
129	GOM_NL__2PRFIN20110728_104051_000000573105_00051_49203_2654.N1	28-JUL-2011 10:40:51	Bright	56.500	160	23Gam Per	2.9300	4700.0	113	49203	No
130	GOM_NL__2PRFIN20110728_104227_000000503105_00051_49203_2655.N1	28-JUL-2011 10:42:27	Bright	50.000	35	33Alp Per	1.7950	6250.0	100	49203	No
131	GOM_NL__2PRFIN20110728_104419_000000403105_00051_49203_2656.N1	28-JUL-2011 10:44:19	Bright	40.000	6	13Alp Aur	0.080000	3400.0	80	49203	No
132	GOM_NL__2PRFIN20110728_104614_000000443105_00051_49203_2657.N1	28-JUL-2011 10:46:14	Bright	44.000	149	45Eps Per	2.8880	30000.	88	49203	No
133	GOM_NL__2PRFIN20110728_104912_000000533105_00051_49203_2658.N1	28-JUL-2011 10:49:12	Tw_i_and_stray	52.500	150	44Zet Per	2.8900	28000.	105	49203	No
134	GOM_NL__2PRFIN20110728_105129_000000373105_00051_49203_2659.N1	28-JUL-2011 10:51:29	Tw_i_and_stray	37.000	176	23Zet Tau	3.0200	22000.	74	49203	No
135	GOM_NL__2PRFIN20110728_105351_000000513105_00051_49203_2660.N1	28-JUL-2011 10:53:51	Dark	50.500	13	87Alp Tau	0.86700	3800.0	101	49203	No
136	GOM_NL__2PRFIN20110728_105554_000000443105_00051_49203_2661.N1	28-JUL-2011 10:55:54	Dark	44.000	27	24Gam Ori	1.6360	26000.	88	49203	No
137	GOM_NL__2PRFIN20110728_110426_000000523105_00051_49203_2662.N1	28-JUL-2011 11:04:26	Dark	52.000	165	34Gam Eri	2.9500	3200.0	104	49203	No
138	GOM_NL__2PRFIN20110728_111348_000000453105_00051_49203_2663.N1	28-JUL-2011 11:13:48	Dark	45.000	157	The1Eri	2.9060	9300.0	90	49203	No
139	GOM_NL__2PRFIN20110728_111928_000000443105_00052_49204_2675.N1	28-JUL-2011 11:19:28	Dark	44.000	9	Alp Eri	0.45300	24000.	88	49204	No
140	GOM_NL__2PRFIN20110728_112357_000000563105_00052_49204_2676.N1	28-JUL-2011 11:23:57	Straylight	56.000	84	Alp Phe	2.3970	4500.0	112	49204	No
141	GOM_NL__2PRFIN20110728_112628_000000413105_00052_49204_2677.N1	28-JUL-2011 11:26:28	Straylight	40.500	148	Alp Tuc	2.8780	4100.0	81	49204	No
142	GOM_NL__2PRFIN20110728_112944_000000453105_00052_49204_2678.N1	28-JUL-2011 11:29:44	Straylight	44.500	31	Alp Gru	1.7340	15200.	89	49204	No
143	GOM_NL__2PRFIN20110728_113254_000000473105_00052_49204_2679.N1	28-JUL-2011 11:32:54	Straylight	47.000	172	Gam Gru	3.0030	13100.	94	49204	No
144	GOM_NL__2PRFIN20110728_114904_000000383105_00052_49204_2680.N1	28-JUL-2011 11:49:04	Bright	38.000	11	53Alp Aql	0.76500	8000.0	76	49204	No
145	GOM_NL__2PRFIN20110728_115800_000000473105_00052_49204_2681.N1	28-JUL-2011 11:58:00	Bright	47.000	92	53Eps Cyg	2.5000	4500.0	94	49204	No
146	GOM_NL__2PRFIN20110728_115943_000000393105_00052_49204_2682.N1	28-JUL-2011 11:59:43	Bright	39.000	144	18Del Cyg	2.8600	11000.	78	49204	No
147	GOM_NL__2PRFIN20110728_120104_000000453105_00052_49204_2683.N1	28-JUL-2011 12:01:04	Bright	45.000	19	50Alp Cyg	1.2460	10500.	90	49204	No
148	GOM_NL__2PRFIN20110728_122105_000000473105_00052_49204_2684.N1	28-JUL-2011 12:21:05	Bright	47.000	160	23Gam Per	2.9300	4700.0	94	49204	No
149	GOM_NL__2PRFIN20110728_122240_000000503105_00052_49204_2685.N1	28-JUL-2011 12:22:40	Bright	49.500	35	33Alp Per	1.7950	6250.0	99	49204	No
150	GOM_NL__2PRFIN20110728_122433_000000423105_00052_49204_2686.N1	28-JUL-2011 12:24:33	Bright	41.500	6	13Alp Aur	0.080000	3400.0	83	49204	No
151	GOM_NL__2PRFIN20110728_122628_000000433105_00052_49204_2687.N1	28-JUL-2011 12:26:28	Bright	43.000	149	45Eps Per	2.8880	30000.	86	49204	No
152	GOM_NL__2PRFIN20110728_122926_000000543105_00052_49204_2688.N1	28-JUL-2011 12:29:26	Tw_i_and_stray	54.000	150	44Zet Per	2.8900	28000.	108	49204	No
153	GOM_NL__2PRFIN20110728_123143_000000403105_00052_49204_2689.N1	28-JUL-2011 12:31:43	Tw_i_and_stray	40.000	176	23Zet Tau	3.0200	22000.	80	49204	No
154	GOM_NL__2PRFIN20110728_123406_000000523105_00052_49204_2690.N1	28-JUL-2011 12:34:06	Dark	51.500	13	87Alp Tau	0.86700	3800.0	103	49204	No
155	GOM_NL__2PRFIN20110728_123608_000000443105_00052_49204_2691.N1	28-JUL-2011 12:36:08	Dark	44.000	27	24Gam Ori	1.6360	26000.	88	49204	No
156	GOM_NL__2PRFIN20110728_124441_000000563105_00052_49204_2692.N1	28-JUL-2011 12:44:41	Dark	56.000	165	34Gam Eri	2.9500	3200.0	112	49204	No
157	GOM_NL__2PRFIN20110728_125403_000000473105_00052_49204_2693.N1	28-JUL-2011 12:54:03	Dark	46.500	157	The1Eri	2.9060	9300.0	93	49204	No
158	GOM_NL__2PRFIN20110728_125943_000000533105_00053_49205_2756.N1	28-JUL-2011 12:59:43	Dark	53.000	9	Alp Eri	0.45300	24000.	106	49205	No
159	GOM_NL__2PRFIN20110728_130412_000000543105_00053_49205_2757.N1	28-JUL-2011 13:04:12	Straylight	53.500	84	Alp Phe	2.3970	4500.0	107	49205	No
160	GOM_NL__2PRFIN20110728_130642_000000413105_00053_49205_2758.N1	28-JUL-2011 13:06:42	Straylight	40.500	148	Alp Tuc	2.8780	4100.0	81	49205	No

161	GOM_NL__2PRFIN20110728_130959_000000453105_00053_49205_2759.N1	28-JUL-2011 13:09:59	Straylight	44.500	31	Alp Gru	1.7340	15200.	89	49205	No
162	GOM_NL__2PRFIN20110728_131308_000000463105_00053_49205_2760.N1	28-JUL-2011 13:13:08	Straylight	45.500	172	Gam Gru	3.0030	13100.	91	49205	No
163	GOM_NL__2PRFIN20110728_132918_000000383105_00053_49205_2761.N1	28-JUL-2011 13:29:18	Bright	38.000	11	53Alp Aql	0.76500	8000.0	76	49205	No
164	GOM_NL__2PRFIN20110728_133813_000000463105_00053_49205_2762.N1	28-JUL-2011 13:38:13	Bright	46.000	92	53Eps Cyg	2.5000	4500.0	92	49205	No
165	GOM_NL__2PRFIN20110728_133956_000000393105_00053_49205_2763.N1	28-JUL-2011 13:39:56	Bright	38.500	144	18Del Cyg	2.8600	11000.	77	49205	No
166	GOM_NL__2PRFIN20110728_134117_000000403105_00053_49205_2764.N1	28-JUL-2011 13:41:17	Bright	40.000	19	50Alp Cyg	1.2460	10500.	80	49205	No
167	GOM_NL__2PRFIN20110728_134638_000000423105_00053_49205_2765.N1	28-JUL-2011 13:46:38	Bright	41.500	89	5Alp Cep	2.4510	8000.0	83	49205	No
168	GOM_NL__2PRFIN20110728_140118_000000683105_00053_49205_2766.N1	28-JUL-2011 14:01:18	Bright	68.000	160	23Gam Per	2.9300	4700.0	136	49205	No
169	GOM_NL__2PRFIN20110728_140254_000000483105_00053_49205_2767.N1	28-JUL-2011 14:02:54	Bright	47.500	35	33Alp Per	1.7950	6250.0	95	49205	No
170	GOM_NL__2PRFIN20110728_140447_000000423105_00053_49205_2768.N1	28-JUL-2011 14:04:47	Bright	42.000	6	13Alp Aur	0.080000	3400.0	84	49205	No
171	GOM_NL__2PRFIN20110728_140642_000000493105_00053_49205_2769.N1	28-JUL-2011 14:06:42	Bright	49.000	149	45Eps Per	2.8880	30000.	98	49205	No
172	GOM_NL__2PRFIN20110728_140940_000000543105_00053_49205_2770.N1	28-JUL-2011 14:09:40	Twi_and_stray	54.000	150	44Zet Per	2.8900	28000.	108	49205	No
173	GOM_NL__2PRFIN20110728_141157_000000403105_00053_49205_2771.N1	28-JUL-2011 14:11:57	Twi_and_stray	40.000	176	23Zet Tau	3.0200	22000.	80	49205	No
174	GOM_NL__2PRFIN20110728_141420_000000533105_00053_49205_2772.N1	28-JUL-2011 14:14:20	Dark	52.500	13	87Alp Tau	0.86700	3800.0	105	49205	No
175	GOM_NL__2PRFIN20110728_141623_000000433105_00053_49205_2773.N1	28-JUL-2011 14:16:23	Dark	42.500	27	24Gam Ori	1.6360	26000.	85	49205	No
176	GOM_NL__2PRFIN20110728_142456_000000553105_00053_49205_2774.N1	28-JUL-2011 14:24:56	Dark	55.000	165	34Gam Eri	2.9500	3200.0	110	49205	No
177	GOM_NL__2PRFIN20110728_143418_000000463105_00053_49205_2775.N1	28-JUL-2011 14:34:18	Dark	45.500	157	The1Eri	2.9060	9300.0	91	49205	No
178	GOM_NL__2PRFIN20110728_143958_000000523105_00054_49206_2778.N1	28-JUL-2011 14:39:58	Dark	52.000	9	Alp Eri	0.45300	24000.	104	49206	No
179	GOM_NL__2PRFIN20110728_144427_000000553105_00054_49206_2779.N1	28-JUL-2011 14:44:27	Straylight	55.000	84	Alp Phe	2.3970	4500.0	110	49206	No
180	GOM_NL__2PRFIN20110728_144657_000000423105_00054_49206_2780.N1	28-JUL-2011 14:46:57	Straylight	41.500	148	Alp Tuc	2.8780	4100.0	83	49206	No
181	GOM_NL__2PRFIN20110728_145013_000000453105_00054_49206_2781.N1	28-JUL-2011 14:50:13	Straylight	44.500	31	Alp Gru	1.7340	15200.	89	49206	No
182	GOM_NL__2PRFIN20110728_145322_000000473105_00054_49206_2782.N1	28-JUL-2011 14:53:22	Straylight	46.500	172	Gam Gru	3.0030	13100.	93	49206	No
183	GOM_NL__2PRFIN20110728_150932_000000423105_00054_49206_2783.N1	28-JUL-2011 15:09:32	Bright	41.500	11	53Alp Aql	0.76500	8000.0	83	49206	No
184	GOM_NL__2PRFIN20110728_151827_000000433105_00054_49206_2784.N1	28-JUL-2011 15:18:27	Bright	42.500	92	53Eps Cyg	2.5000	4500.0	85	49206	No
185	GOM_NL__2PRFIN20110728_152010_000000393105_00054_49206_2785.N1	28-JUL-2011 15:20:10	Bright	39.000	144	18Del Cyg	2.8600	11000.	78	49206	No
186	GOM_NL__2PRFIN20110728_152131_000000453105_00054_49206_2786.N1	28-JUL-2011 15:21:31	Bright	44.500	19	50Alp Cyg	1.2460	10500.	89	49206	No
187	GOM_NL__2PRFIN20110728_154132_000000593105_00054_49206_2787.N1	28-JUL-2011 15:41:32	Bright	59.000	160	23Gam Per	2.9300	4700.0	118	49206	No
188	GOM_NL__2PRFIN20110728_154308_000000493105_00054_49206_2788.N1	28-JUL-2011 15:43:08	Bright	48.500	35	33Alp Per	1.7950	6250.0	97	49206	No
189	GOM_NL__2PRFIN20110728_154501_000000403105_00054_49206_2789.N1	28-JUL-2011 15:45:01	Bright	40.000	6	13Alp Aur	0.080000	3400.0	80	49206	No
190	GOM_NL__2PRFIN20110728_154656_000000453105_00054_49206_2790.N1	28-JUL-2011 15:46:56	Bright	45.000	149	45Eps Per	2.8880	30000.	90	49206	No
191	GOM_NL__2PRFIN20110728_154954_000000513105_00054_49206_2791.N1	28-JUL-2011 15:49:54	Twi_and_stray	51.000	150	44Zet Per	2.8900	28000.	102	49206	No
192	GOM_NL__2PRFIN20110728_155211_000000403105_00054_49206_2792.N1	28-JUL-2011 15:52:11	Twi_and_stray	40.000	176	23Zet Tau	3.0200	22000.	80	49206	No
193	GOM_NL__2PRFIN20110728_155434_000000533105_00054_49206_2793.N1	28-JUL-2011 15:54:34	Dark	52.500	13	87Alp Tau	0.86700	3800.0	105	49206	No
194	GOM_NL__2PRFIN20110728_155637_000000433105_00054_49206_2794.N1	28-JUL-2011 15:56:37	Dark	42.500	27	24Gam Ori	1.6360	26000.	85	49206	No
195	GOM_NL__2PRFIN20110728_160511_000000523105_00054_49206_2795.N1	28-JUL-2011 16:05:11	Dark	52.000	165	34Gam Eri	2.9500	3200.0	104	49206	No
196	GOM_NL__2PRFIN20110728_161433_000000453105_00054_49206_2796.N1	28-JUL-2011 16:14:33	Dark	45.000	157	The1Eri	2.9060	9300.0	90	49206	No
197	GOM_NL__2PRFIN20110728_162012_000000483105_00055_49207_2814.N1	28-JUL-2011 16:20:12	Dark	47.500	9	Alp Eri	0.45300	24000.	95	49207	No
198	GOM_NL__2PRFIN20110728_162442_000000533105_00055_49207_2815.N1	28-JUL-2011 16:24:42	Straylight	53.000	84	Alp Phe	2.3970	4500.0	106	49207	No
199	GOM_NL__2PRFIN20110728_162711_000000413105_00055_49207_2816.N1	28-JUL-2011 16:27:11	Straylight	41.000	148	Alp Tuc	2.8780	4100.0	82	49207	No
200	GOM_NL__2PRFIN20110728_163028_000000443105_00055_49207_2817.N1	28-JUL-2011 16:30:28	Straylight	43.500	31	Alp Gru	1.7340	15200.	87	49207	No
201	GOM_NL__2PRFIN20110728_163337_000000463105_00055_49207_2818.N1	28-JUL-2011 16:33:37	Straylight	45.500	172	Gam Gru	3.0030	13100.	91	49207	No
202	GOM_NL__2PRFIN20110728_164946_000000393105_00055_49207_2819.N1	28-JUL-2011 16:49:46	Bright	39.000	11	53Alp Aql	0.76500	8000.0	78	49207	No
203	GOM_NL__2PRFIN20110728_165840_000000483105_00055_49207_2820.N1	28-JUL-2011 16:58:40	Bright	48.000	92	53Eps Cyg	2.5000	4500.0	96	49207	No
204	GOM_NL__2PRFIN20110728_170024_000000383105_00055_49207_2821.N1	28-JUL-2011 17:00:24	Bright	38.000	144	18Del Cyg	2.8600	11000.	76	49207	No
205	GOM_NL__2PRFIN20110728_170144_000000453105_00055_49207_2822.N1	28-JUL-2011 17:01:44	Bright	44.500	19	50Alp Cyg	1.2460	10500.	89	49207	No
206	GOM_NL__2PRFIN20110728_170705_000000413105_00055_49207_2823.N1	28-JUL-2011 17:07:05	Bright	40.500	89	5Alp Cep	2.4510	8000.0	81	49207	No
207	GOM_NL__2PRFIN20110728_172146_000000683105_00055_49207_2824.N1	28-JUL-2011 17:21:46	Bright	68.000	160	23Gam Per	2.9300	4700.0	136	49207	No
208	GOM_NL__2PRFIN20110728_172322_000000493105_00055_49207_2825.N1	28-JUL-2011 17:23:22	Bright	49.000	35	33Alp Per	1.7950	6250.0	98	49207	No
209	GOM_NL__2PRFIN20110728_172515_000000413105_00055_49207_2826.N1	28-JUL-2011 17:25:15	Bright	41.000	6	13Alp Aur	0.080000	3400.0	82	49207	No
210	GOM_NL__2PRFIN20110728_172710_000000463105_00055_49207_2827.N1	28-JUL-2011 17:27:10	Bright	45.500	149	45Eps Per	2.8880	30000.	91	49207	No
211	GOM_NL__2PRFIN20110728_173009_000000523105_00055_49207_2828.N1	28-JUL-2011 17:30:09	Twi_and_stray	52.000	150	44Zet Per	2.8900	28000.	104	49207	No
212	GOM_NL__2PRFIN20110728_173226_000000413105_00055_49207_2829.N1	28-JUL-2011 17:32:26	Twi_and_stray	41.000	176	23Zet Tau	3.0200	22000.	82	49207	No
213	GOM_NL__2PRFIN20110728_173449_000000573105_00055_49207_2830.N1	28-JUL-2011 17:34:49	Dark	57.000	13	87Alp Tau	0.86700	3800.0	114	49207	No
214	GOM_NL__2PRFIN20110728_173651_000000433105_00055_49207_2831.N1	28-JUL-2011 17:36:51	Dark	42.500	27	24Gam Ori	1.6360	26000.	85	49207	No
215	GOM_NL__2PRFIN20110728_174526_000000553105_00055_49207_2832.N1	28-JUL-2011 17:45:26	Dark	55.000	165	34Gam Eri	2.9500	3200.0	110	49207	No
216	GOM_NL__2PRFIN20110728_175448_000000463105_00055_49207_2833.N1	28-JUL-2011 17:54:48	Dark	46.000	157	The1Eri	2.9060	9300.0	92	49207	No
217	GOM_NL__2PRFIN20110728_180027_000000483105_00056_49208_2852.N1	28-JUL-2011 18:00:27	Dark	48.000	9	Alp Eri	0.45300	24000.	96	49208	No
218	GOM_NL__2PRFIN20110728_180457_000000553105_00056_49208_2853.N1	28-JUL-2011 18:04:57	Straylight	55.000	84	Alp Phe	2.3970	4500.0	110	49208	No
219	GOM_NL__2PRFIN20110728_180726_000000423105_00056_49208_2854.N1	28-JUL-2011 18:07:26	Straylight	41.500	148	Alp Tuc	2.8780	4100.0	83	49208	No

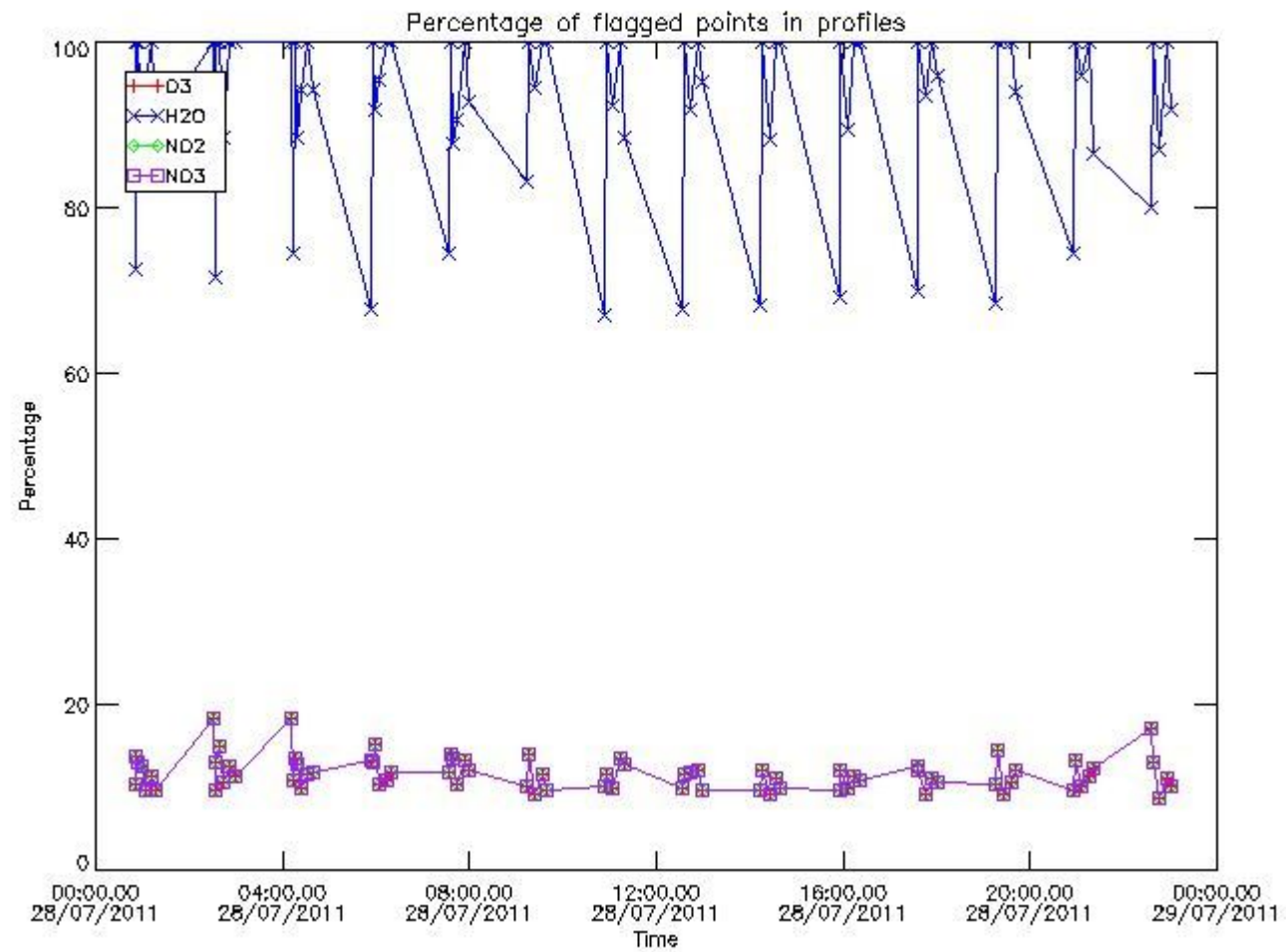
220	GOM_NL__2PRFIN20110728_181043_000000443105_00056_49208_2855.N1	28-JUL-2011 18:10:43	Straylight	43.500	31	Alp Gru	1.7340	15200.	87	49208	No
221	GOM_NL__2PRFIN20110728_181352_000000473105_00056_49208_2856.N1	28-JUL-2011 18:13:52	Straylight	47.000	172	Gam Gru	3.0030	13100.	94	49208	No
222	GOM_NL__2PRFIN20110728_183000_000000403105_00056_49208_2857.N1	28-JUL-2011 18:30:00	Bright	40.000	11	53Alp Aql	0.76500	8000.0	80	49208	No
223	GOM_NL__2PRFIN20110728_183853_000000473105_00056_49208_2858.N1	28-JUL-2011 18:38:53	Bright	46.500	92	53Eps Cyg	2.5000	4500.0	93	49208	No
224	GOM_NL__2PRFIN20110728_184037_000000383105_00056_49208_2859.N1	28-JUL-2011 18:40:37	Bright	37.500	144	18Del Cyg	2.8600	11000.	75	49208	No
225	GOM_NL__2PRFIN20110728_184158_000000443105_00056_49208_2860.N1	28-JUL-2011 18:41:58	Bright	44.000	19	50Alp Cyg	1.2460	10500.	88	49208	No
226	GOM_NL__2PRFIN20110728_184719_000000423105_00056_49208_2861.N1	28-JUL-2011 18:47:19	Bright	41.500	89	5Alp Cep	2.4510	8000.0	83	49208	No
227	GOM_NL__2PRFIN20110728_190159_000000683105_00056_49208_2862.N1	28-JUL-2011 19:01:59	Bright	68.000	160	23Gam Per	2.9300	4700.0	136	49208	No
228	GOM_NL__2PRFIN20110728_190335_000000483105_00056_49208_2863.N1	28-JUL-2011 19:03:35	Bright	48.000	35	33Alp Per	1.7950	6250.0	96	49208	No
229	GOM_NL__2PRFIN20110728_190529_000000413105_00056_49208_2864.N1	28-JUL-2011 19:05:29	Bright	41.000	6	13Alp Aur	0.080000	3400.0	82	49208	No
230	GOM_NL__2PRFIN20110728_190724_000000463105_00056_49208_2865.N1	28-JUL-2011 19:07:24	Bright	46.000	149	45Eps Per	2.8880	30000.	92	49208	No
231	GOM_NL__2PRFIN20110728_191023_000000533105_00056_49208_2866.N1	28-JUL-2011 19:10:23	Tw_i_and_stray	53.000	150	44Zet Per	2.8900	28000.	106	49208	No
232	GOM_NL__2PRFIN20110728_191240_000000413105_00056_49208_2867.N1	28-JUL-2011 19:12:40	Tw_i_and_stray	41.000	176	23Zet Tau	3.0200	22000.	82	49208	No
233	GOM_NL__2PRFIN20110728_191503_000000553105_00056_49208_2868.N1	28-JUL-2011 19:15:03	Dark	54.500	13	87Alp Tau	0.86700	3800.0	109	49208	No
234	GOM_NL__2PRFIN20110728_191705_000000433105_00056_49208_2869.N1	28-JUL-2011 19:17:05	Dark	42.500	27	24Gam Ori	1.6360	26000.	85	49208	No
235	GOM_NL__2PRFIN20110728_192540_000000563105_00056_49208_2870.N1	28-JUL-2011 19:25:40	Dark	56.000	165	34Gam Eri	2.9500	3200.0	112	49208	No
236	GOM_NL__2PRFIN20110728_193503_000000493105_00056_49208_2871.N1	28-JUL-2011 19:35:03	Dark	48.500	157	The1Eri	2.9060	9300.0	97	49208	No
237	GOM_NL__2PRFIN20110728_194042_000000433105_00057_49209_2886.N1	28-JUL-2011 19:40:42	Dark	42.500	9	Alp Eri	0.45300	24000.	85	49209	No
238	GOM_NL__2PRFIN20110728_194513_000000543105_00057_49209_2887.N1	28-JUL-2011 19:45:13	Straylight	54.000	84	Alp Phe	2.3970	4500.0	108	49209	No
239	GOM_NL__2PRFIN20110728_194740_000000463105_00057_49209_2888.N1	28-JUL-2011 19:47:40	Straylight	45.500	148	Alp Tuc	2.8780	4100.0	91	49209	No
240	GOM_NL__2PRFIN20110728_195057_000000443105_00057_49209_2889.N1	28-JUL-2011 19:50:57	Straylight	43.500	31	Alp Gru	1.7340	15200.	87	49209	No
241	GOM_NL__2PRFIN20110728_195406_000000463105_00057_49209_2890.N1	28-JUL-2011 19:54:06	Straylight	46.000	172	Gam Gru	3.0030	13100.	92	49209	No
242	GOM_NL__2PRFIN20110728_201014_000000393105_00057_49209_2891.N1	28-JUL-2011 20:10:14	Bright	39.000	11	53Alp Aql	0.76500	8000.0	78	49209	No
243	GOM_NL__2PRFIN20110728_201907_000000483105_00057_49209_2892.N1	28-JUL-2011 20:19:07	Bright	47.500	92	53Eps Cyg	2.5000	4500.0	95	49209	No
244	GOM_NL__2PRFIN20110728_202051_000000403105_00057_49209_2893.N1	28-JUL-2011 20:20:51	Bright	39.500	144	18Del Cyg	2.8600	11000.	79	49209	No
245	GOM_NL__2PRFIN20110728_202211_000000453105_00057_49209_2894.N1	28-JUL-2011 20:22:11	Bright	45.000	19	50Alp Cyg	1.2460	10500.	90	49209	No
246	GOM_NL__2PRFIN20110728_202733_000000423105_00057_49209_2895.N1	28-JUL-2011 20:27:33	Bright	42.000	89	5Alp Cep	2.4510	8000.0	84	49209	No
247	GOM_NL__2PRFIN20110728_204213_000000483105_00057_49209_2896.N1	28-JUL-2011 20:42:13	Bright	48.000	160	23Gam Per	2.9300	4700.0	96	49209	No
248	GOM_NL__2PRFIN20110728_204349_000000493105_00057_49209_2897.N1	28-JUL-2011 20:43:49	Bright	49.000	35	33Alp Per	1.7950	6250.0	98	49209	No
249	GOM_NL__2PRFIN20110728_204543_000000423105_00057_49209_2898.N1	28-JUL-2011 20:45:43	Bright	41.500	6	13Alp Aur	0.080000	3400.0	83	49209	No
250	GOM_NL__2PRFIN20110728_204738_000000423105_00057_49209_2899.N1	28-JUL-2011 20:47:38	Bright	42.000	149	45Eps Per	2.8880	30000.	84	49209	No
251	GOM_NL__2PRFIN20110728_205037_000000553105_00057_49209_2900.N1	28-JUL-2011 20:50:37	Tw_i_and_stray	55.000	150	44Zet Per	2.8900	28000.	110	49209	No
252	GOM_NL__2PRFIN20110728_205254_000000403105_00057_49209_2901.N1	28-JUL-2011 20:52:54	Tw_i_and_stray	39.500	176	23Zet Tau	3.0200	22000.	79	49209	No
253	GOM_NL__2PRFIN20110728_205517_000000543105_00057_49209_2902.N1	28-JUL-2011 20:55:17	Dark	53.500	13	87Alp Tau	0.86700	3800.0	107	49209	No
254	GOM_NL__2PRFIN20110728_205720_000000393105_00057_49209_2903.N1	28-JUL-2011 20:57:20	Dark	38.500	27	24Gam Ori	1.6360	26000.	77	49209	No
255	GOM_NL__2PRFIN20110728_210555_000000503105_00057_49209_2904.N1	28-JUL-2011 21:05:55	Dark	50.000	165	34Gam Eri	2.9500	3200.0	100	49209	No
256	GOM_NL__2PRFIN20110728_211518_000000453105_00057_49209_2905.N1	28-JUL-2011 21:15:18	Dark	45.000	157	The1Eri	2.9060	9300.0	90	49209	No
257	GOM_NL__2PRFIN20110728_212056_000000423105_00058_49210_2936.N1	28-JUL-2011 21:20:56	Dark	41.500	9	Alp Eri	0.45300	24000.	83	49210	No
258	GOM_NL__2PRFIN20110728_212528_000000543105_00058_49210_2937.N1	28-JUL-2011 21:25:28	Straylight	54.000	84	Alp Phe	2.3970	4500.0	108	49210	No
259	GOM_NL__2PRFIN20110728_212754_000000403105_00058_49210_2938.N1	28-JUL-2011 21:27:54	Straylight	40.000	148	Alp Tuc	2.8780	4100.0	80	49210	No
260	GOM_NL__2PRFIN20110728_213111_000000463105_00058_49210_2939.N1	28-JUL-2011 21:31:11	Straylight	46.000	31	Alp Gru	1.7340	15200.	92	49210	No
261	GOM_NL__2PRFIN20110728_213421_000000443105_00058_49210_2940.N1	28-JUL-2011 21:34:21	Straylight	44.000	172	Gam Gru	3.0030	13100.	88	49210	No
262	GOM_NL__2PRFIN20110728_215027_000000393105_00058_49210_2941.N1	28-JUL-2011 21:50:27	Bright	39.000	11	53Alp Aql	0.76500	8000.0	78	49210	No
263	GOM_NL__2PRFIN20110728_215920_000000463105_00058_49210_2942.N1	28-JUL-2011 21:59:20	Bright	45.500	92	53Eps Cyg	2.5000	4500.0	91	49210	No
264	GOM_NL__2PRFIN20110728_220105_000000383105_00058_49210_2943.N1	28-JUL-2011 22:01:05	Bright	37.500	144	18Del Cyg	2.8600	11000.	75	49210	No
265	GOM_NL__2PRFIN20110728_220224_000000563105_00058_49210_2944.N1	28-JUL-2011 22:02:24	Bright	55.500	19	50Alp Cyg	1.2460	10500.	111	49210	No
266	GOM_NL__2PRFIN20110728_220746_000000433105_00058_49210_2945.N1	28-JUL-2011 22:07:46	Bright	42.500	89	5Alp Cep	2.4510	8000.0	85	49210	No
267	GOM_NL__2PRFIN20110728_222227_000000473105_00058_49210_2946.N1	28-JUL-2011 22:22:27	Bright	47.000	160	23Gam Per	2.9300	4700.0	94	49210	No
268	GOM_NL__2PRFIN20110728_222403_000000493105_00058_49210_2947.N1	28-JUL-2011 22:24:03	Bright	48.500	35	33Alp Per	1.7950	6250.0	97	49210	No
269	GOM_NL__2PRFIN20110728_222557_000000433105_00058_49210_2948.N1	28-JUL-2011 22:25:57	Bright	43.000	6	13Alp Aur	0.080000	3400.0	86	49210	No
270	GOM_NL__2PRFIN20110728_222752_000000433105_00058_49210_2949.N1	28-JUL-2011 22:27:52	Bright	43.000	149	45Eps Per	2.8880	30000.	86	49210	No
271	GOM_NL__2PRFIN20110728_223051_000000543105_00058_49210_2950.N1	28-JUL-2011 22:30:51	Tw_i_and_stray	54.000	150	44Zet Per	2.8900	28000.	108	49210	No
272	GOM_NL__2PRFIN20110728_223308_000000393105_00058_49210_2951.N1	28-JUL-2011 22:33:08	Tw_i_and_stray	39.000	176	23Zet Tau	3.0200	22000.	78	49210	No
273	GOM_NL__2PRFIN20110728_223532_000000513105_00058_49210_2952.N1	28-JUL-2011 22:35:32	Dark	50.500	13	87Alp Tau	0.86700	3800.0	101	49210	No
274	GOM_NL__2PRFIN20110728_223734_000000403105_00058_49210_2953.N1	28-JUL-2011 22:37:34	Dark	39.500	27	24Gam Ori	1.6360	26000.	79	49210	No
275	GOM_NL__2PRFIN20110728_224610_000000593105_00058_49210_2954.N1	28-JUL-2011 22:46:10	Dark	58.500	165	34Gam Eri	2.9500	3200.0	117	49210	No
276	GOM_NL__2PRFIN20110728_225532_000000463105_00058_49210_2955.N1	28-JUL-2011 22:55:32	Dark	46.000	157	The1Eri	2.9060	9300.0	92	49210	No
277	GOM_NL__2PRFIN20110728_230111_000000563105_00059_49211_2952.N1	28-JUL-2011 23:01:11	Dark	55.500	9	Alp Eri	0.45300	24000.	111	49211	No
278	GOM_NL__2PRFIN20110728_230542_000000553105_00059_49211_2953.N1	28-JUL-2011 23:05:42	Straylight	55.000	84	Alp Phe	2.3970	4500.0	110	49211	No

279	GOM_NL__2PRFIN20110728_230810_000000433105_00059_49211_2954.N1	28-JUL-2011 23:08:10	Straylight	43.000	148	Alp Tuc	2.8780	4100.0	86	49211	No
280	GOM_NL__2PRFIN20110728_231126_000000433105_00059_49211_2955.N1	28-JUL-2011 23:11:26	Straylight	43.000	31	Alp Gru	1.7340	15200.	86	49211	No
281	GOM_NL__2PRFIN20110728_231435_000000473105_00059_49211_2956.N1	28-JUL-2011 23:14:35	Straylight	47.000	172	Gam Gru	3.0030	13100.	94	49211	No
282	GOM_NL__2PRFIN20110728_233041_000000403105_00059_49211_2957.N1	28-JUL-2011 23:30:41	Bright	40.000	11	53Alp Aql	0.76500	8000.0	80	49211	No
283	GOM_NL__2PRFIN20110728_233933_000000473105_00059_49211_2958.N1	28-JUL-2011 23:39:33	Bright	46.500	92	53Eps Cyg	2.5000	4500.0	93	49211	No
284	GOM_NL__2PRFIN20110728_234119_000000393105_00059_49211_2959.N1	28-JUL-2011 23:41:19	Bright	38.500	144	18Del Cyg	2.8600	11000.	77	49211	No
285	GOM_NL__2PRFIN20110728_234238_000000633105_00059_49211_2960.N1	28-JUL-2011 23:42:38	Bright	63.000	19	50Alp Cyg	1.2460	10500.	126	49211	No
286	GOM_NL__2PRFIN20110728_234800_000000393105_00059_49211_2961.N1	28-JUL-2011 23:48:00	Bright	38.500	89	5Alp Cep	2.4510	8000.0	77	49211	No

3. Quality information per product

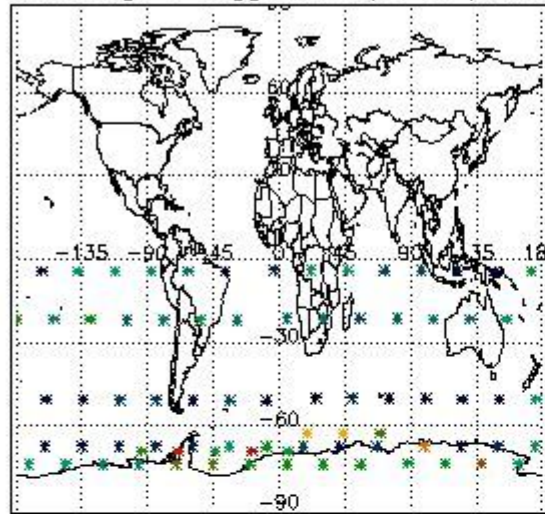
In this section it is plotted some information contained in the Quality Summary data set of the level 2 products. Only products in dark limb conditions and without errors (error flag in the MPH set to "0") are used.

3.1 Plot quality information per product (time dependant)

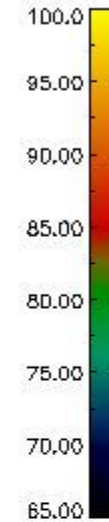
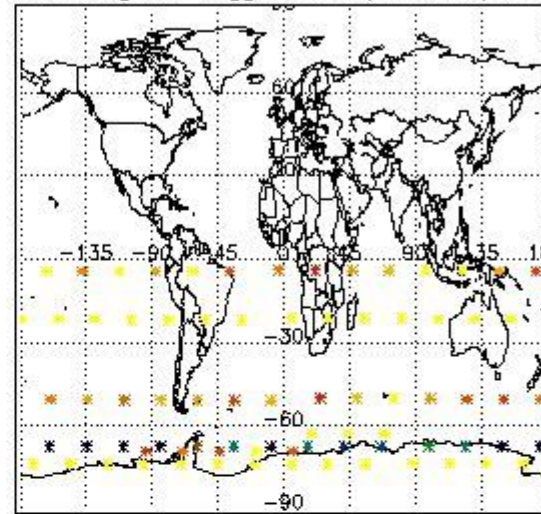


3.2 Plot quality information per product (world map)

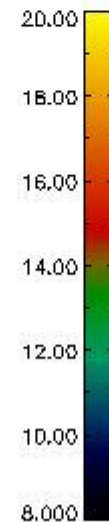
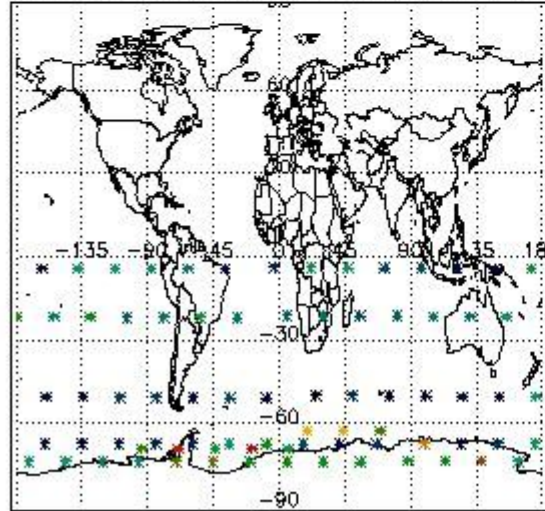
Percentage of flagged data per O3 profile



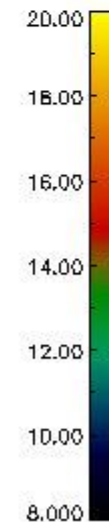
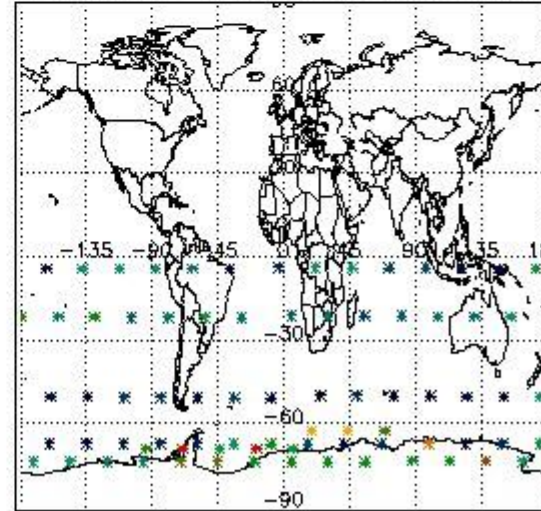
Percentage of flagged data per H2O profile



Percentage of flagged data per NO2 profile



Percentage of flagged data per NO3 profile

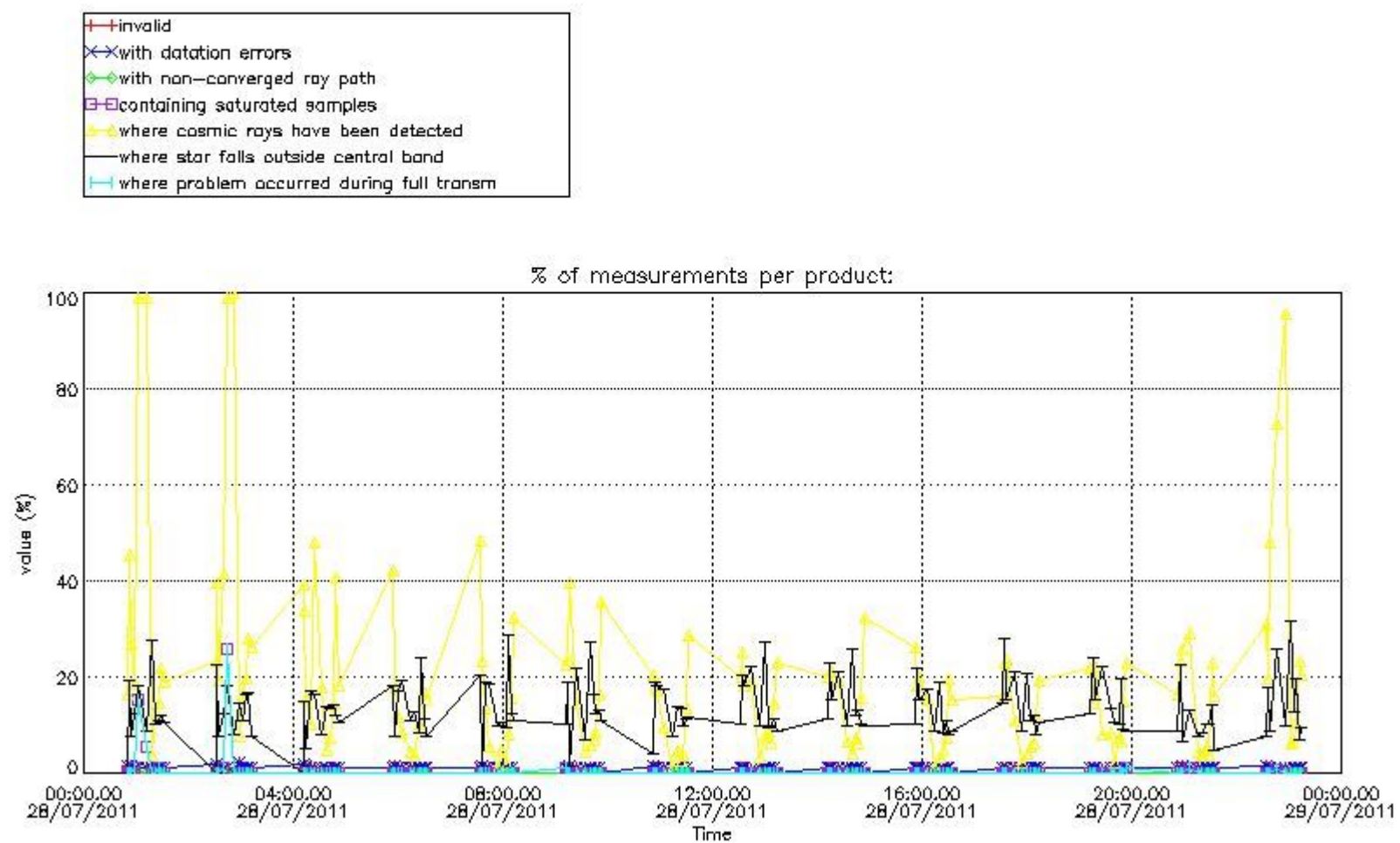


4. Level 1 quality information per product

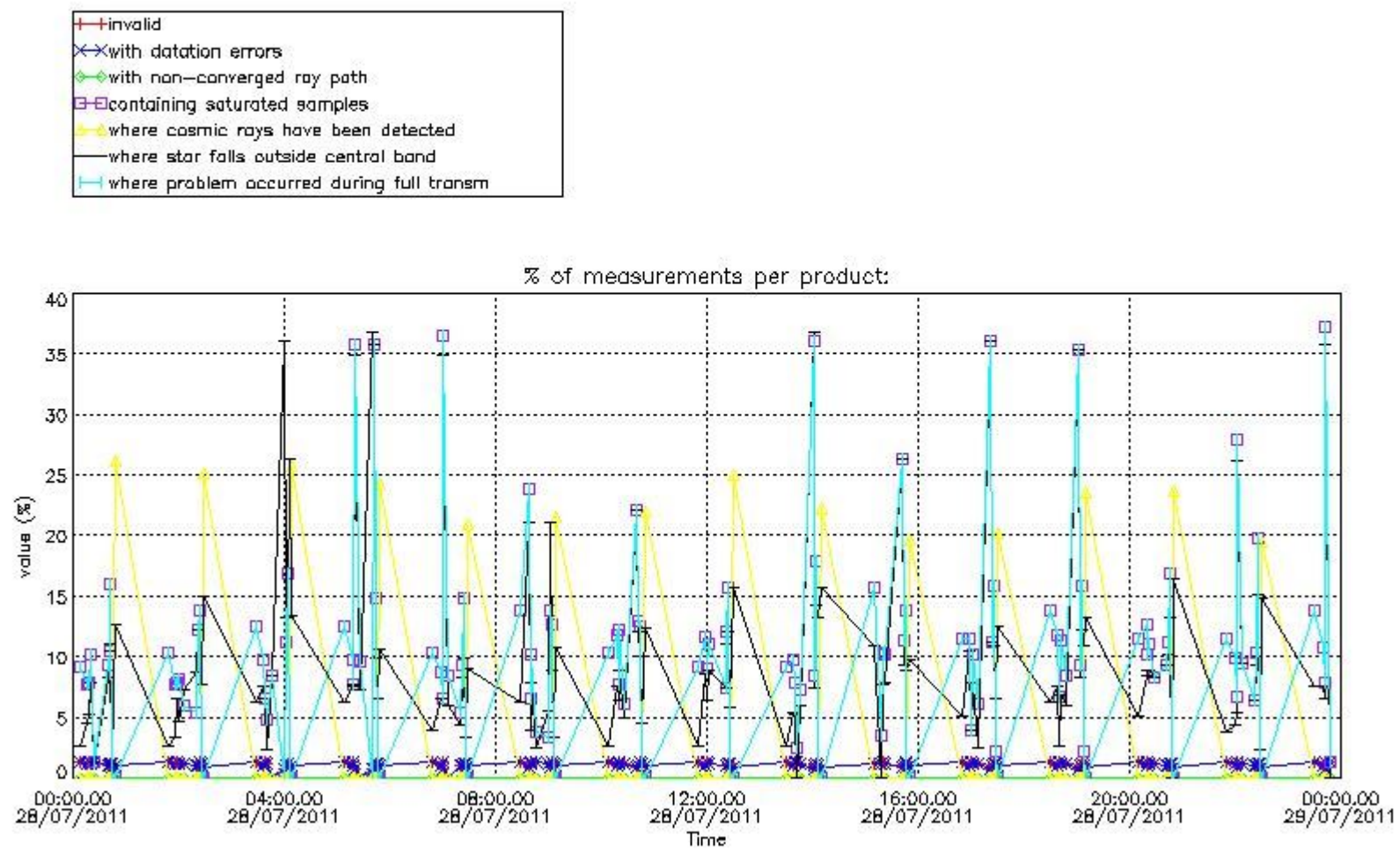
In this section it is plotted some information contained in the Quality Summary data set of the level 2 products that comes from the level 1b processing. Products without errors (error flag in the MPH set to "0") are used.

4.1 Plot quality information per product (time dependant) coming from level 1b processing

4.1.1 Plot level 1 quality information per product (time dependant): ENVISAT ASCENDING passes



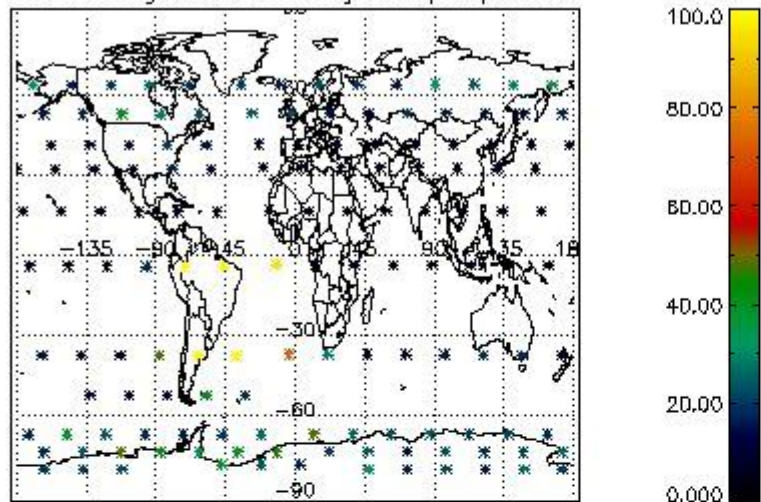
4.1.2 Plot level 1 quality information per product (time dependant): ENVI SAT DESCENDING passes



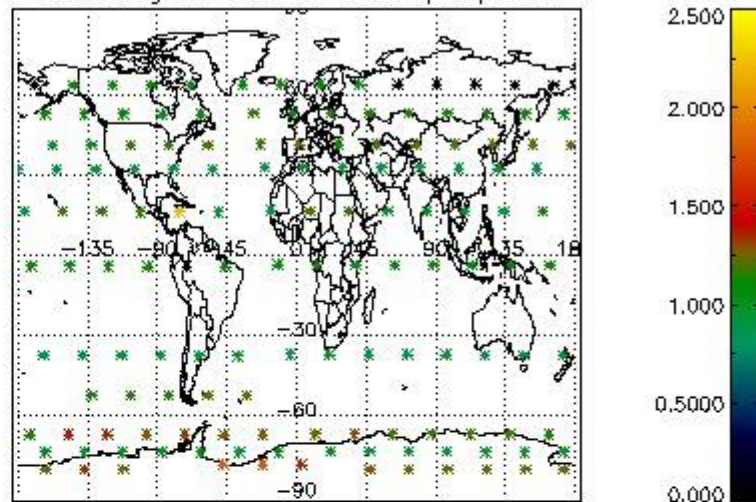
4.2 Plot quality information per product coming from level 1b processing (world map)

4.2.1 Plot level 1 quality information per product (world map): ENVISAT ASCENDING passes

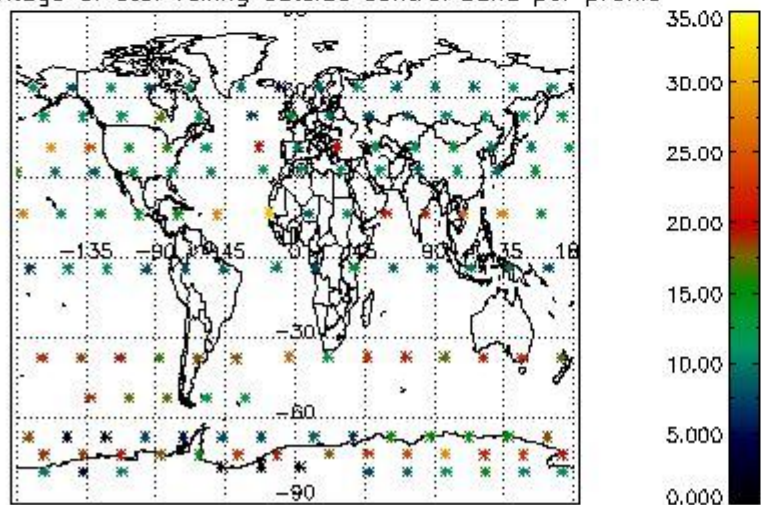
Percentage of cosmic ray hits per profile



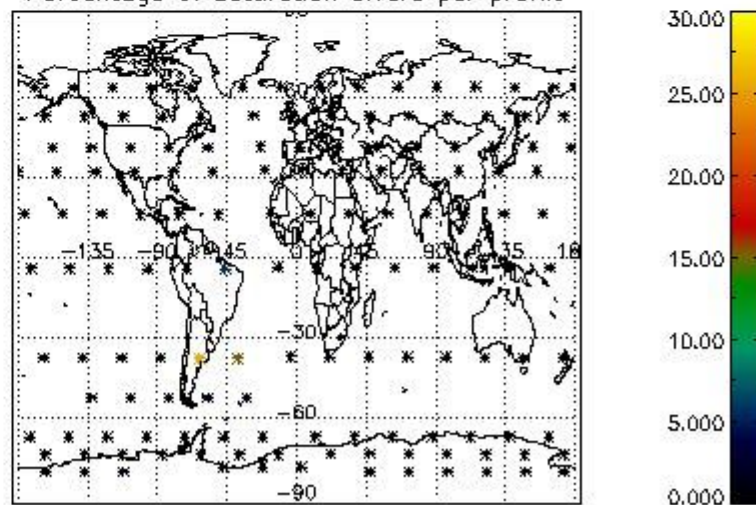
Percentage of datation errors per profile



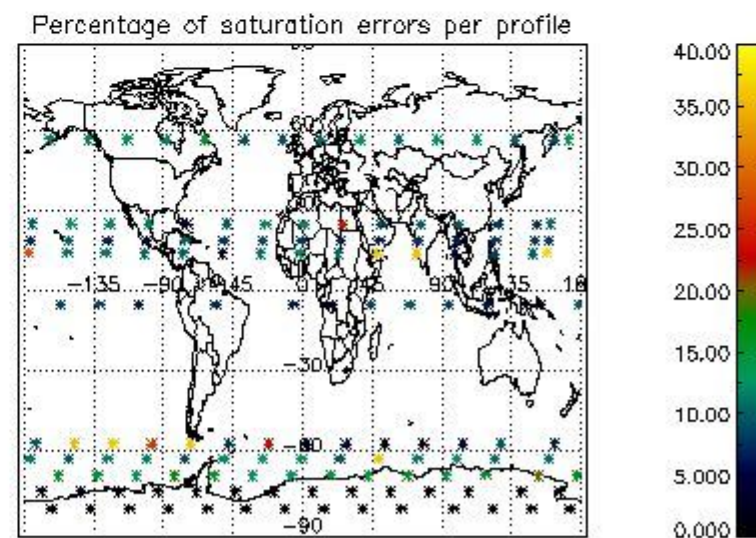
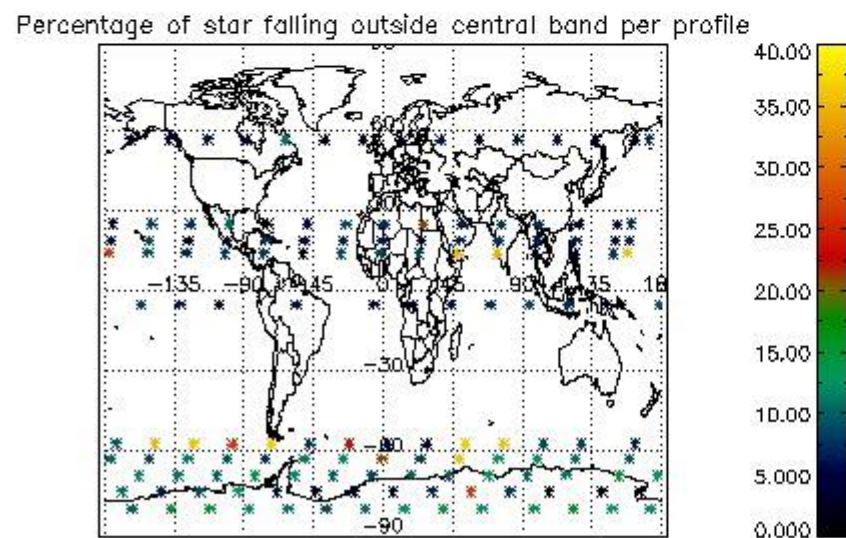
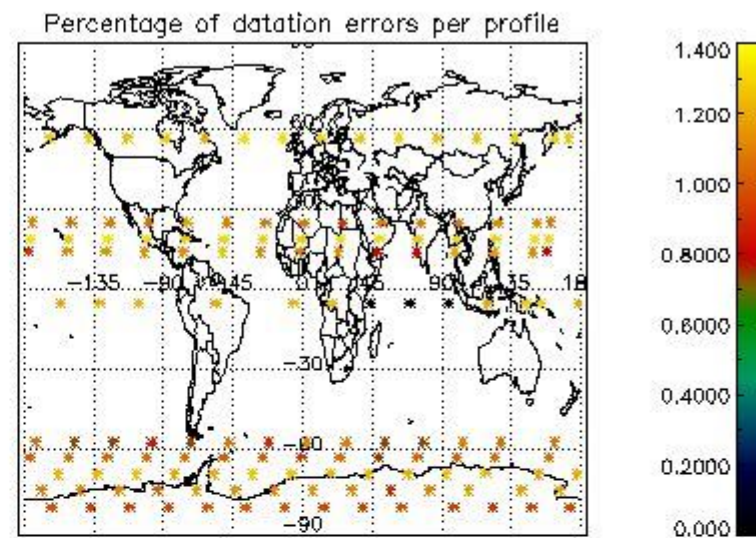
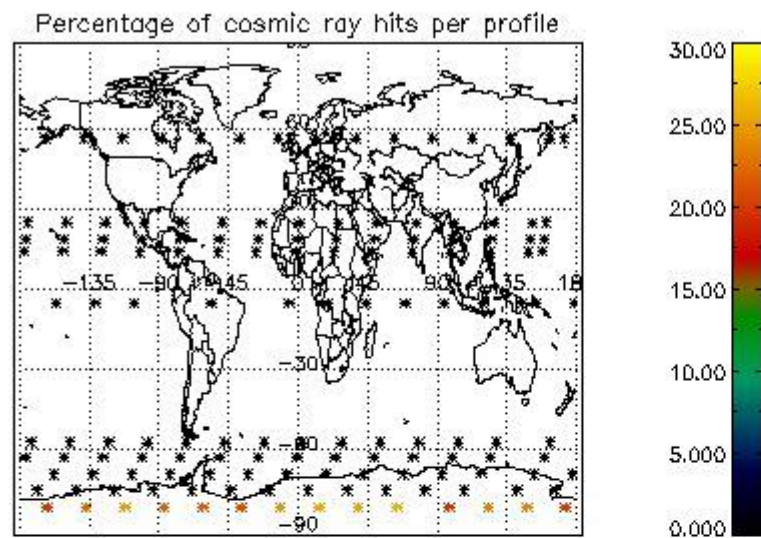
Percentage of star falling outside central band per profile



Percentage of saturation errors per profile



4.2.2 Plot level 1 quality information per product (world map): ENVISAT DESCENDING passes



5. Trace gas profiles

5.1 Ozone statistics based on quality of products

The final quality of the products can be "measured" using the STD (Standard Deviation) attached to every point profile. This information is written to the parameter GOM_NL__2P/NL_LOCAL_SPECIES_DENSITY/o3_std of the level 2 products. The table below shows the statistics for given STD ranges.

The statistics are given with respect to the overall valid production:

- Products without fatal errors: GOM_NL__2P/MPH/PRODUCT_ERR=0
- Valid point profile: GOM_NL__2P/NL_LOCAL_SPECIES_DENSITY/pcd(0)=0

The 'Criteria' is applied to valid points of dark limb products:

- Products in dark limb illumination condition: GOM_NL__2P/NL_SUMMARY_QUALITY/obs_ill_cond=0
- Products without fatal errors: GOM_NL__2P/MPH/PRODUCT_ERR=0
- Valid point profile: GOM_NL__2P/NL_LOCAL_SPECIES_DENSITY/pcd(0)=0

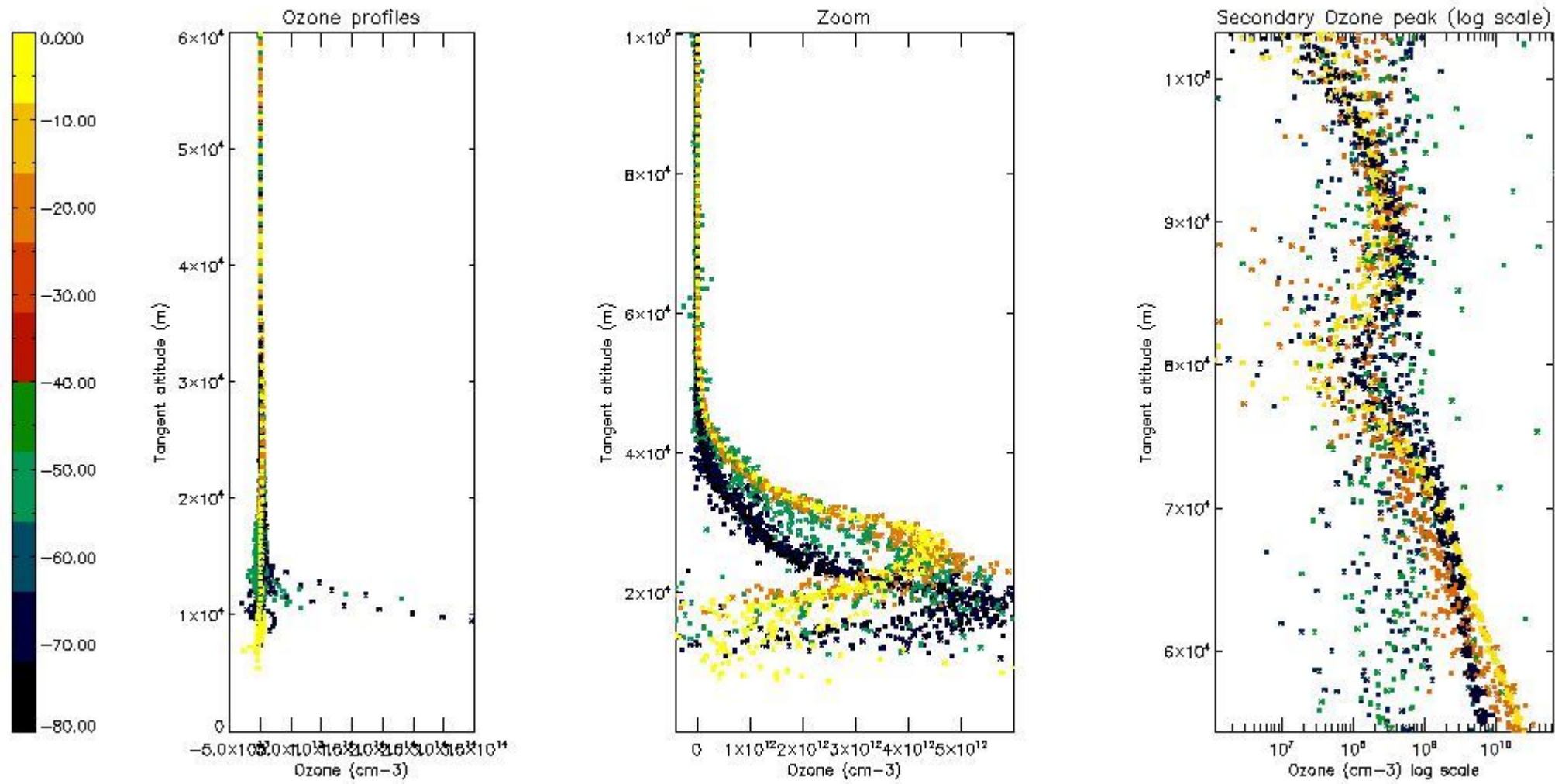
So, the table below shows the percentage of dark limb and valid observations for each criteria with respect to the overall valid daily observations.

Criteria	% of total production
All STD	28
STD < 20	13

STD < 10	9
STD < 5	6

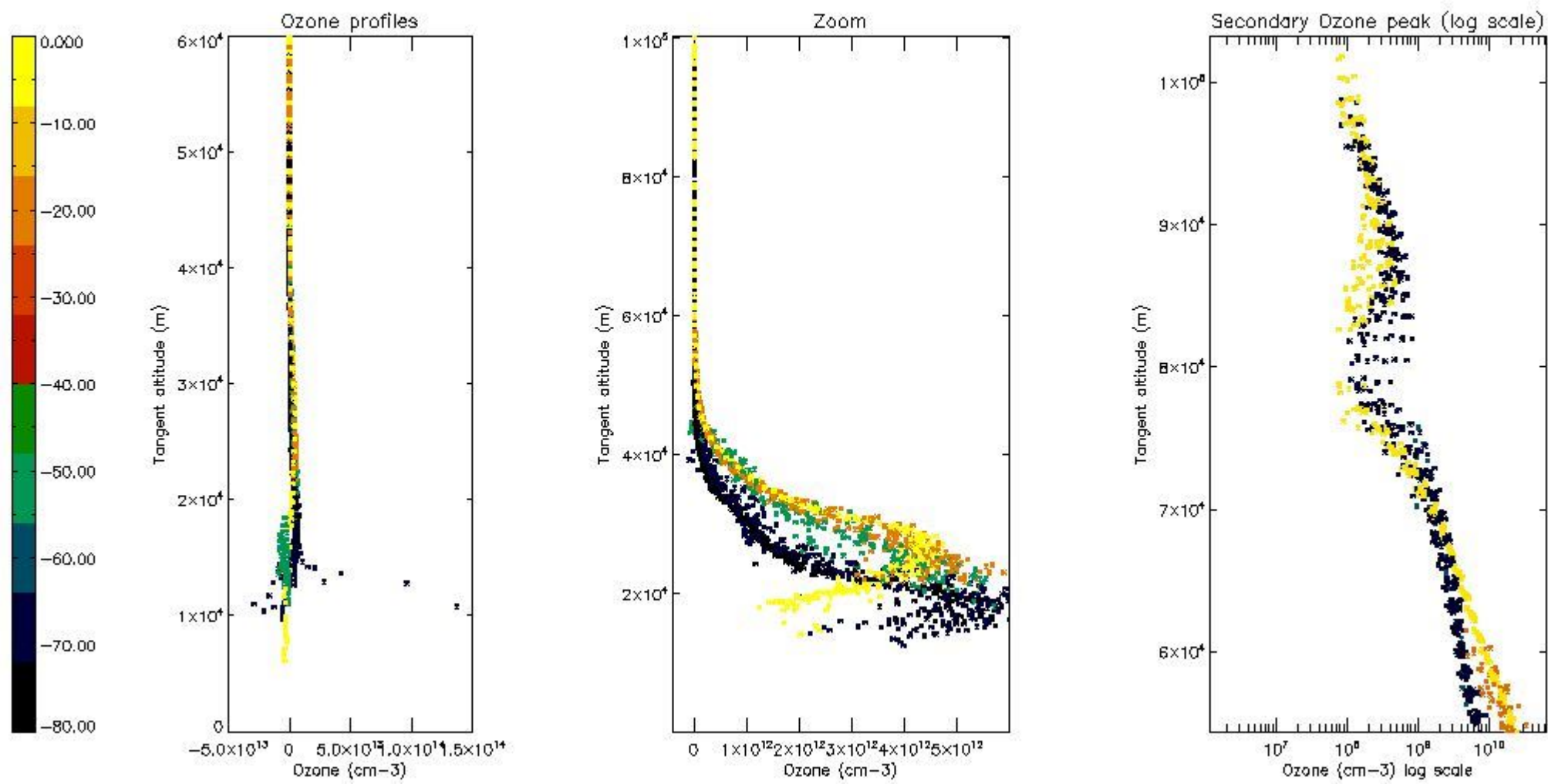
5.2 Plot ozone profiles for all STD (dark without errors)

The colorbar represents the latitude.



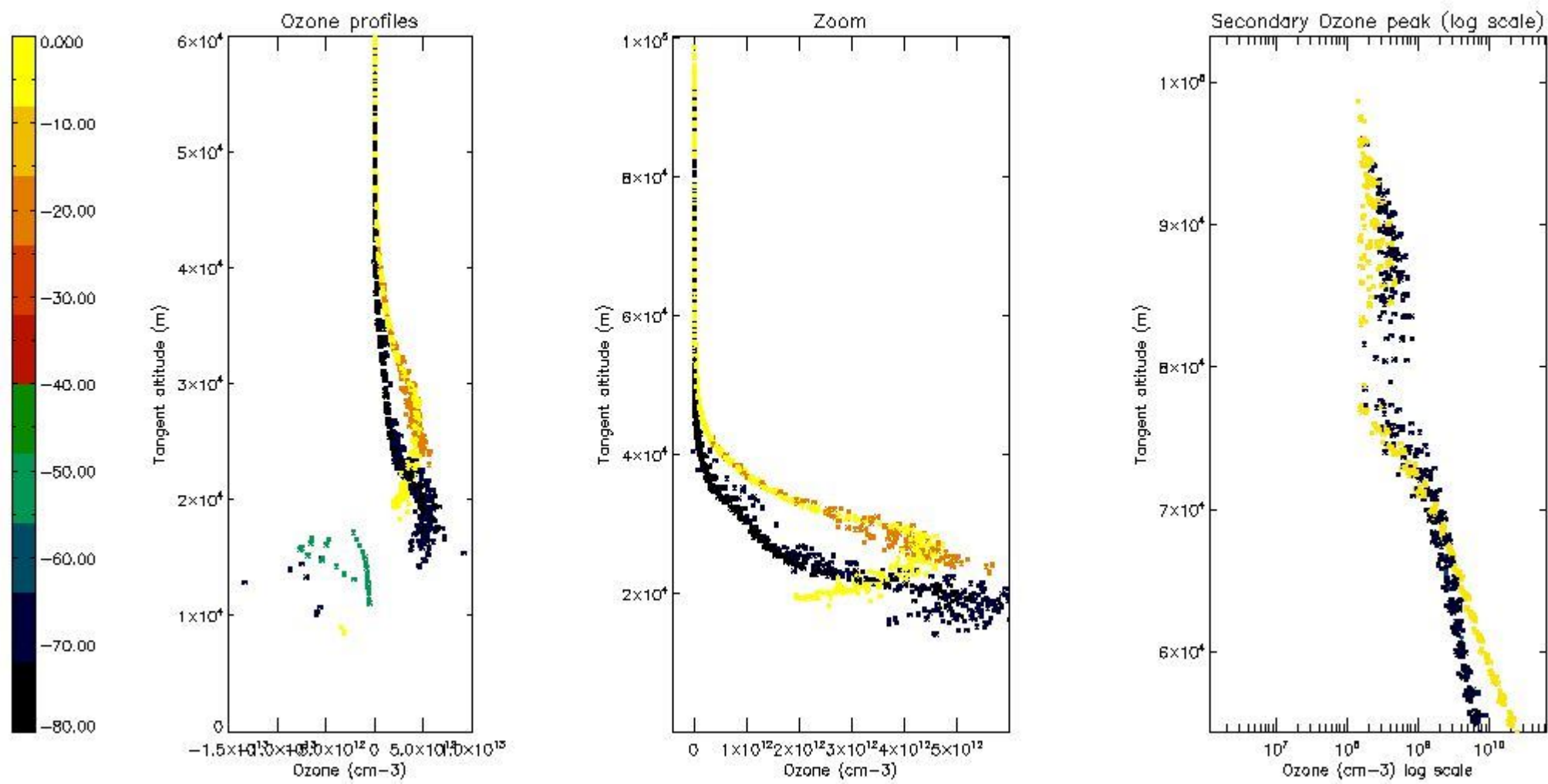
5.3 Plot ozone profiles where STD < 20% (dark without errors)

The colorbar represents the latitude.



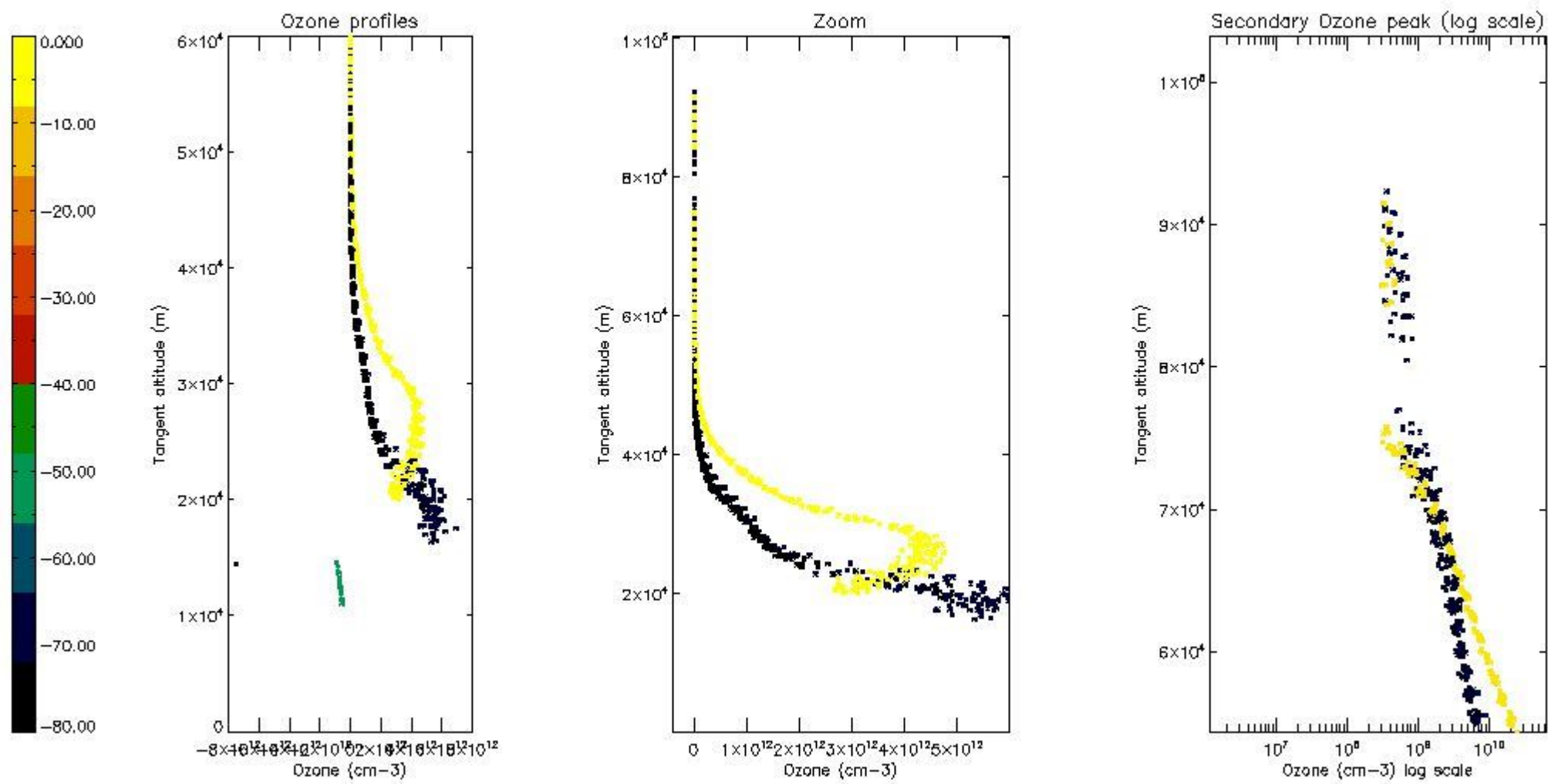
5.4 Plot ozone profiles where $STD < 10\%$ (dark without errors)

The colorbar represents the latitude.



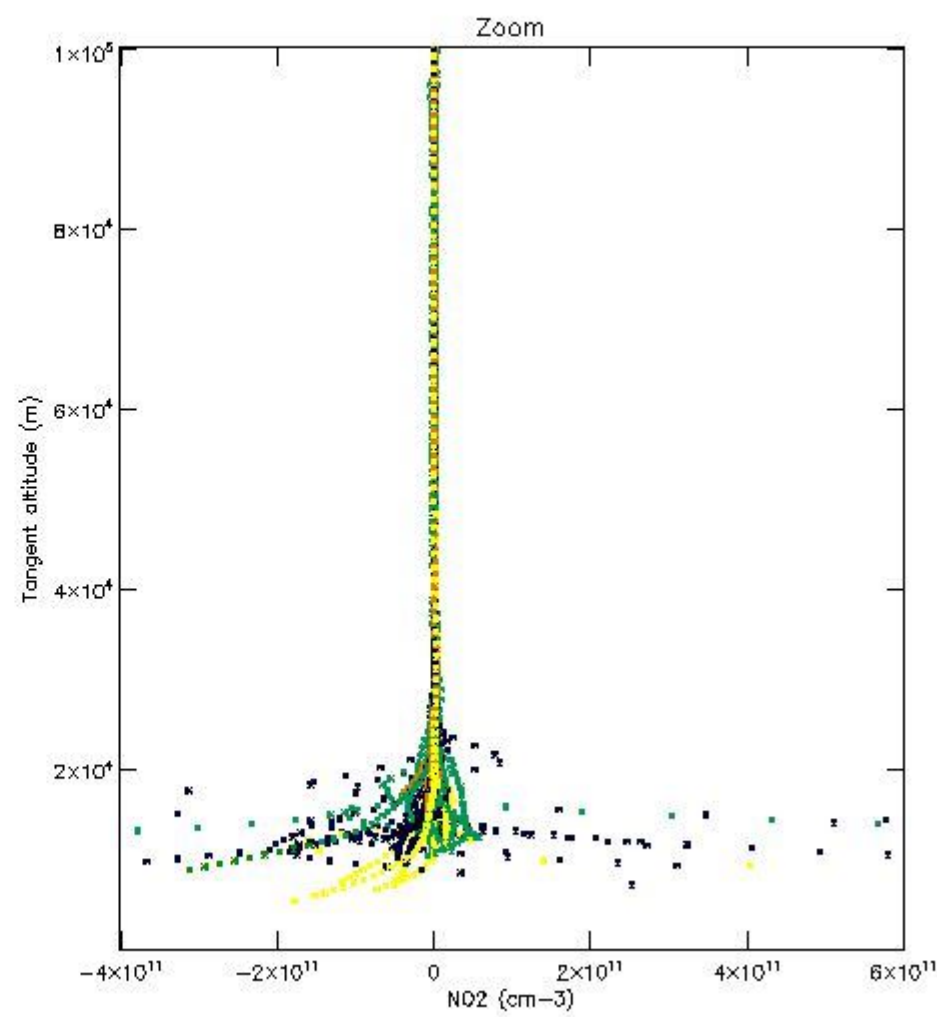
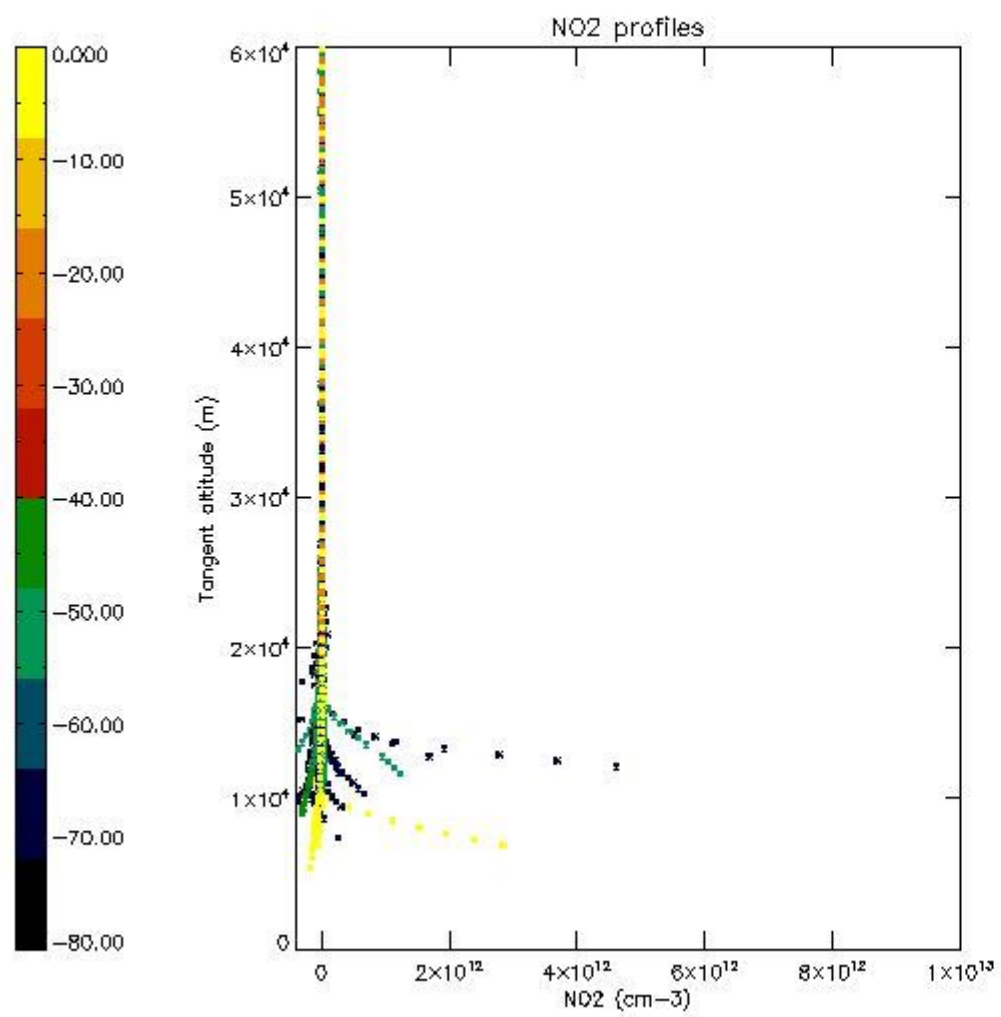
5.5 Plot ozone profiles where $STD < 5\%$ (dark without errors)

The colorbar represents the latitude.



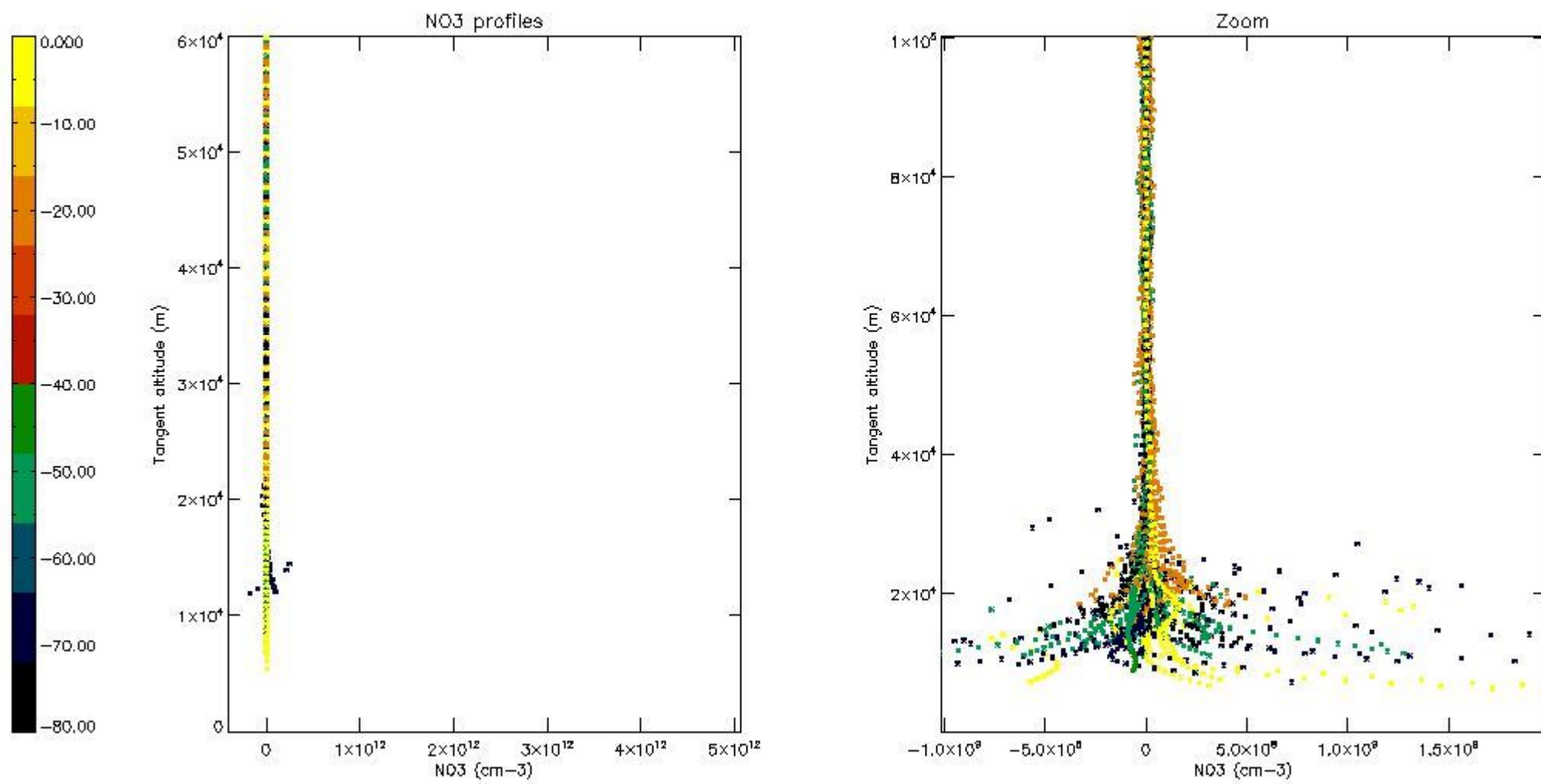
5.6 Plot NO₂ profiles for all STD (dark without errors)

The colorbar represents the latitude.



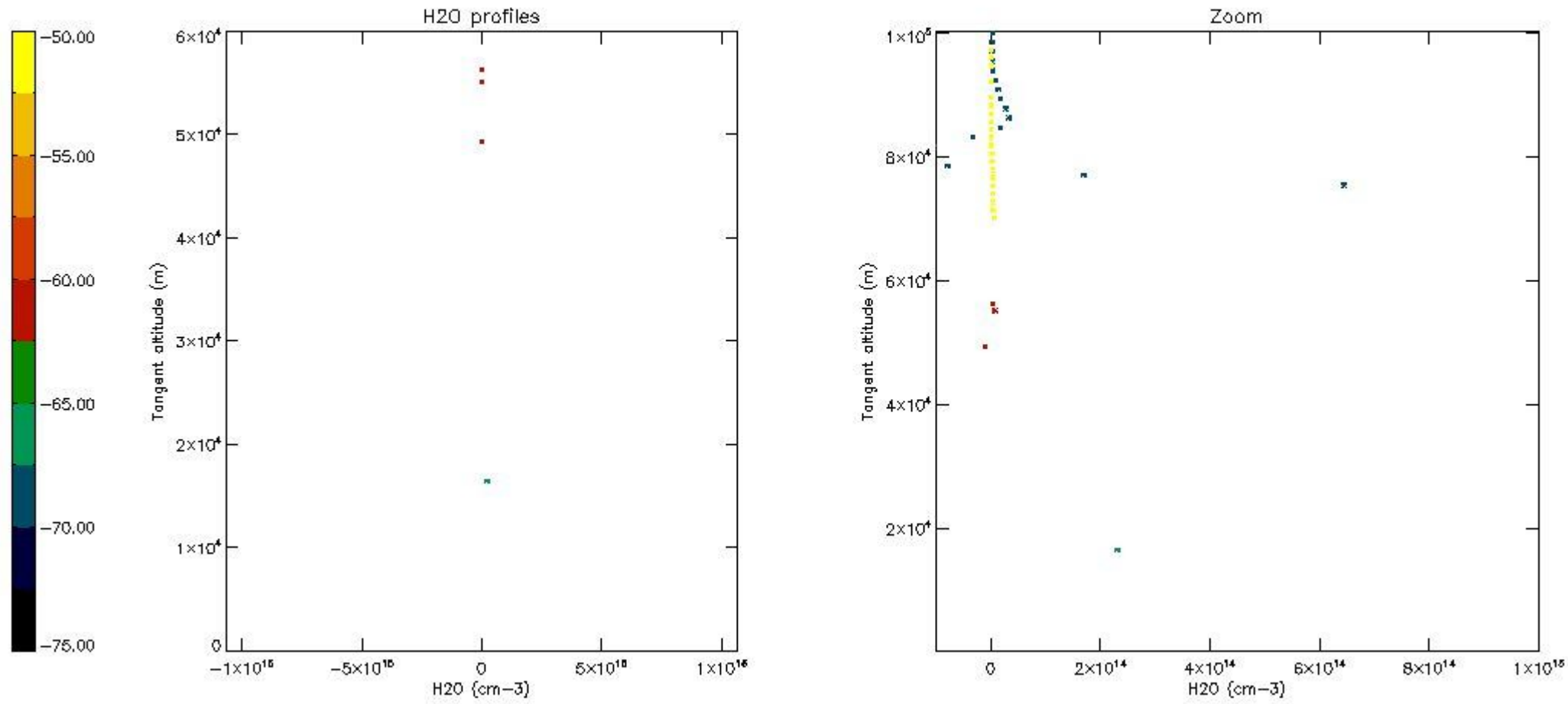
5.7 Plot NO3 profiles for all STD (dark without errors)

The colorbar represents the latitude.



5.8 Plot H2O profiles for all STD (only for occultations of stars 1,2,3,4,13,14,16,26,63 dark without errors)

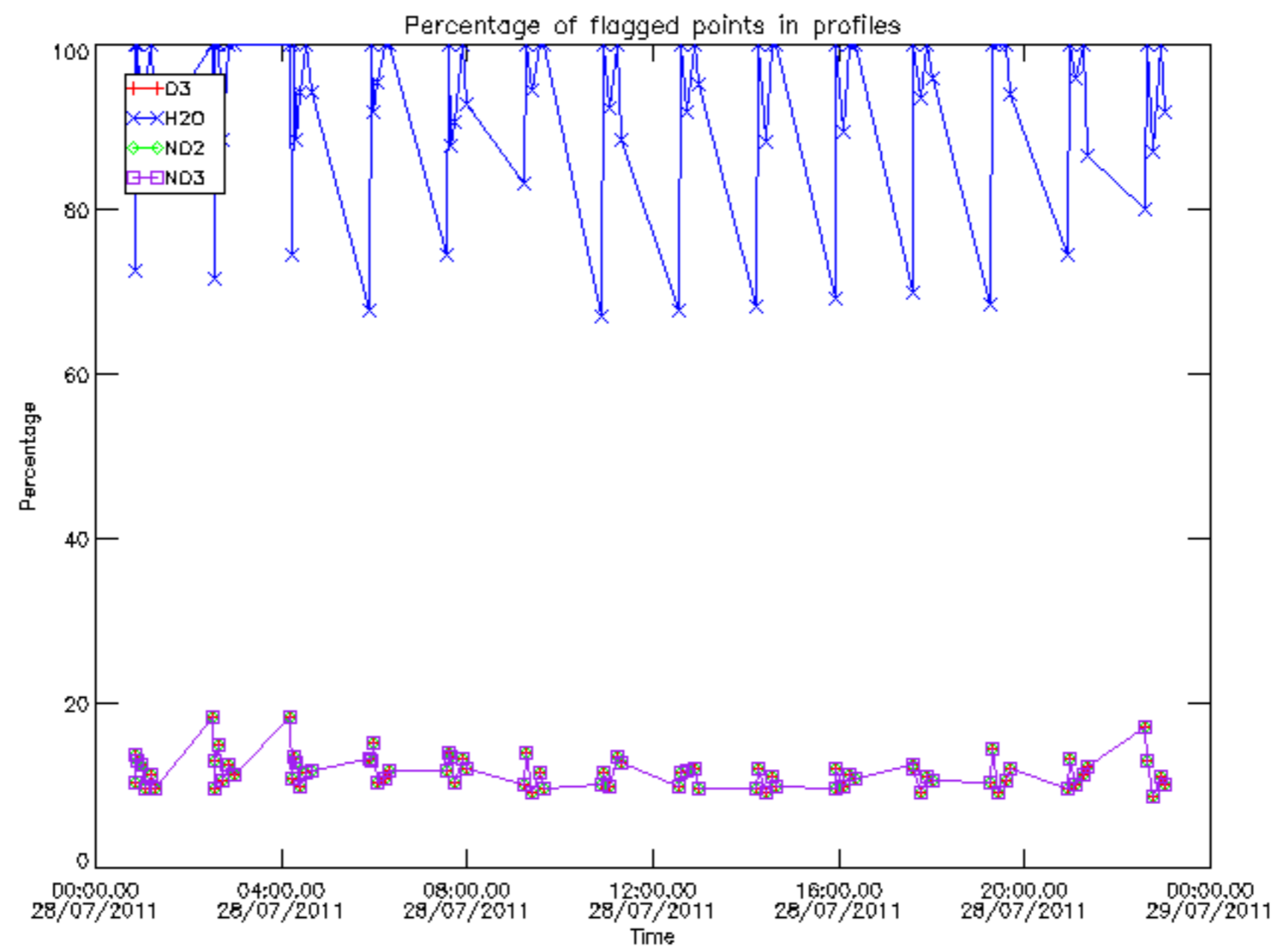
The colorbar represents the latitude.



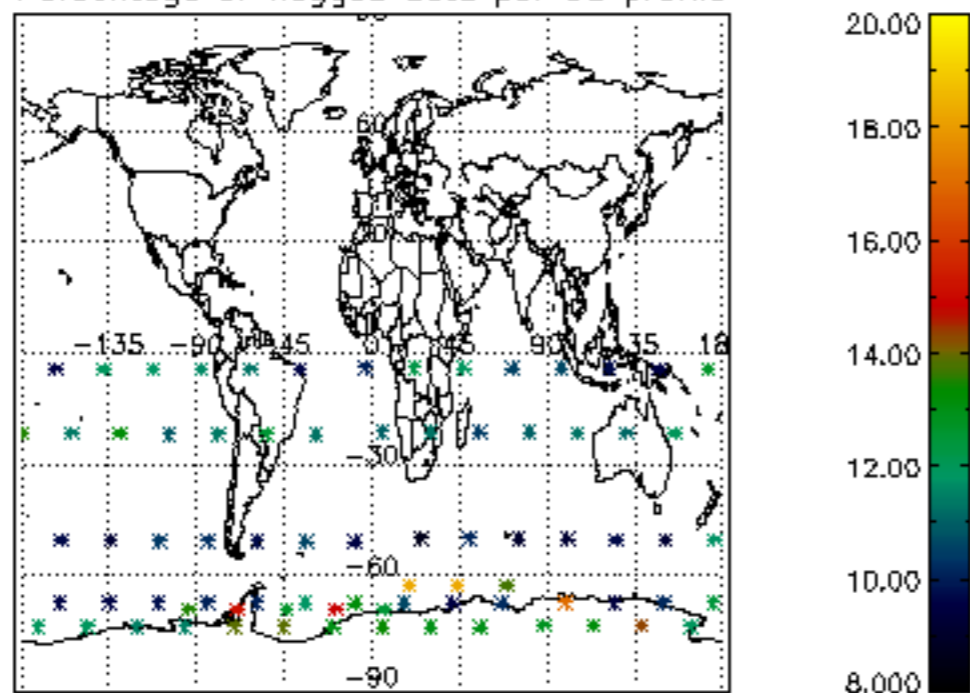
6. Auxiliary Data Files used for the production reported in section 2

The number reported in the third column indicates since which file (see list in section 2) the corresponding auxiliary file has been used. The fourth column is the date of those product files.

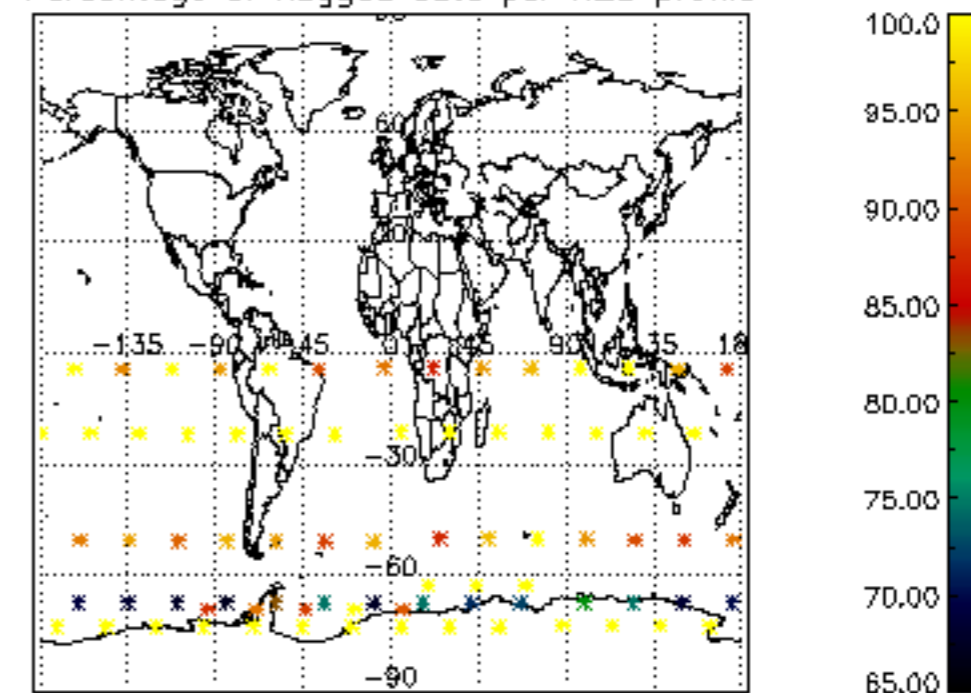
Type	Auxiliary Filename	Used since product	Used since product date
INST_PHYS_CHARACTERISTICS	GOM_INS_AXVIEC20091111_143220_20030716_120000_20500101_000000	1	28-JUL-2011 00:07:27
LEVEL-2_PROC_CONFIG	GOM_PR2_AXVIEC20091111_152718_20020301_000000_20500101_000000	1	28-JUL-2011 00:07:27
CROSS_SECTIONS_FILE	GOM_CRS_AXVIEC20091111_154832_20020301_000000_20500101_000000	1	28-JUL-2011 00:07:27



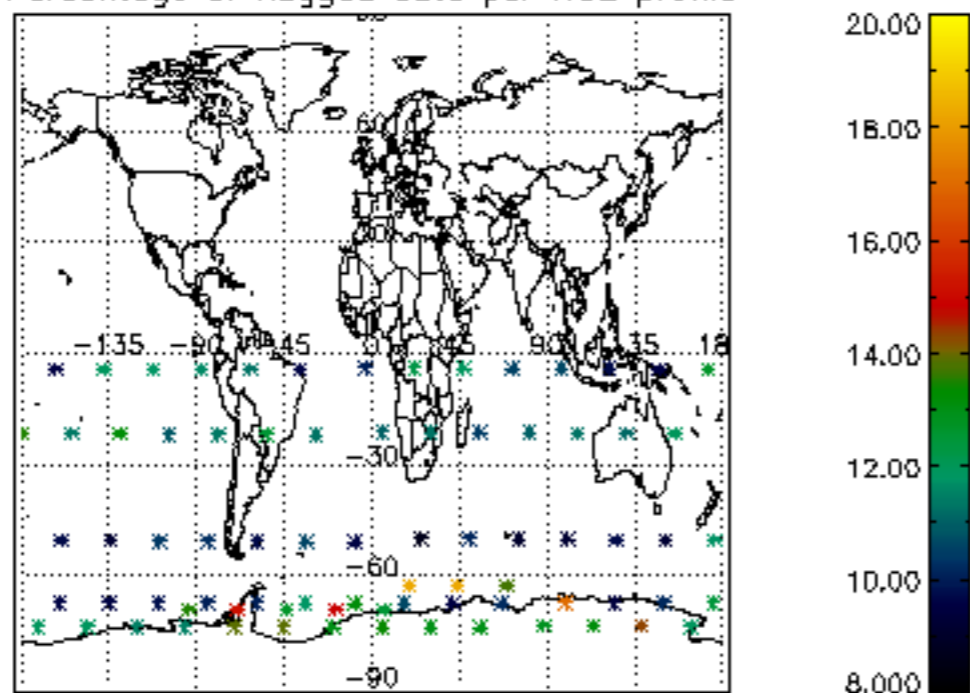
Percentage of flagged data per D3 profile



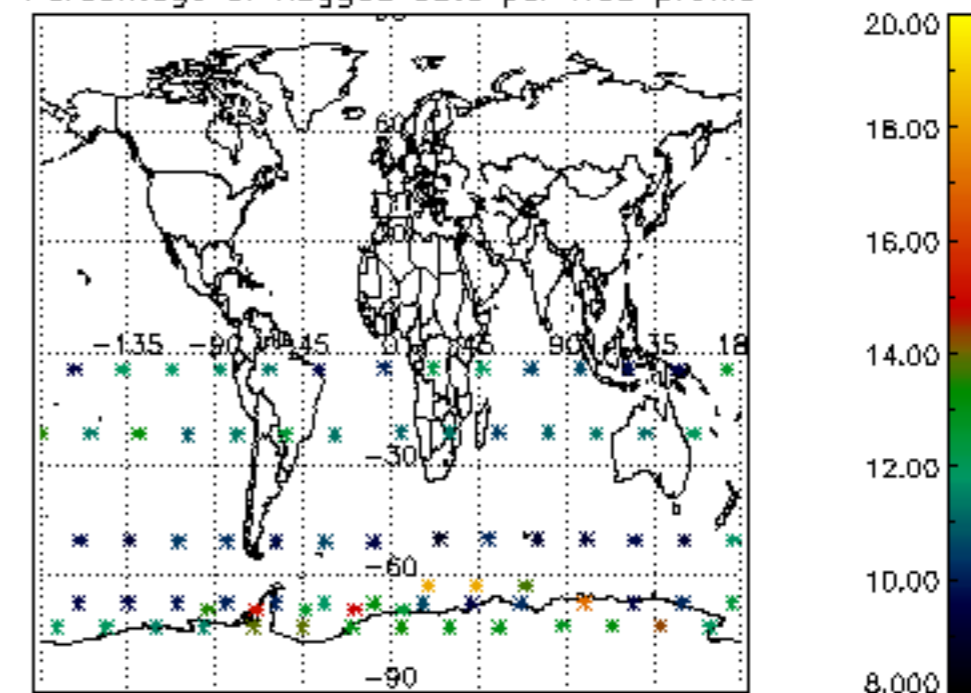
Percentage of flagged data per H2O profile

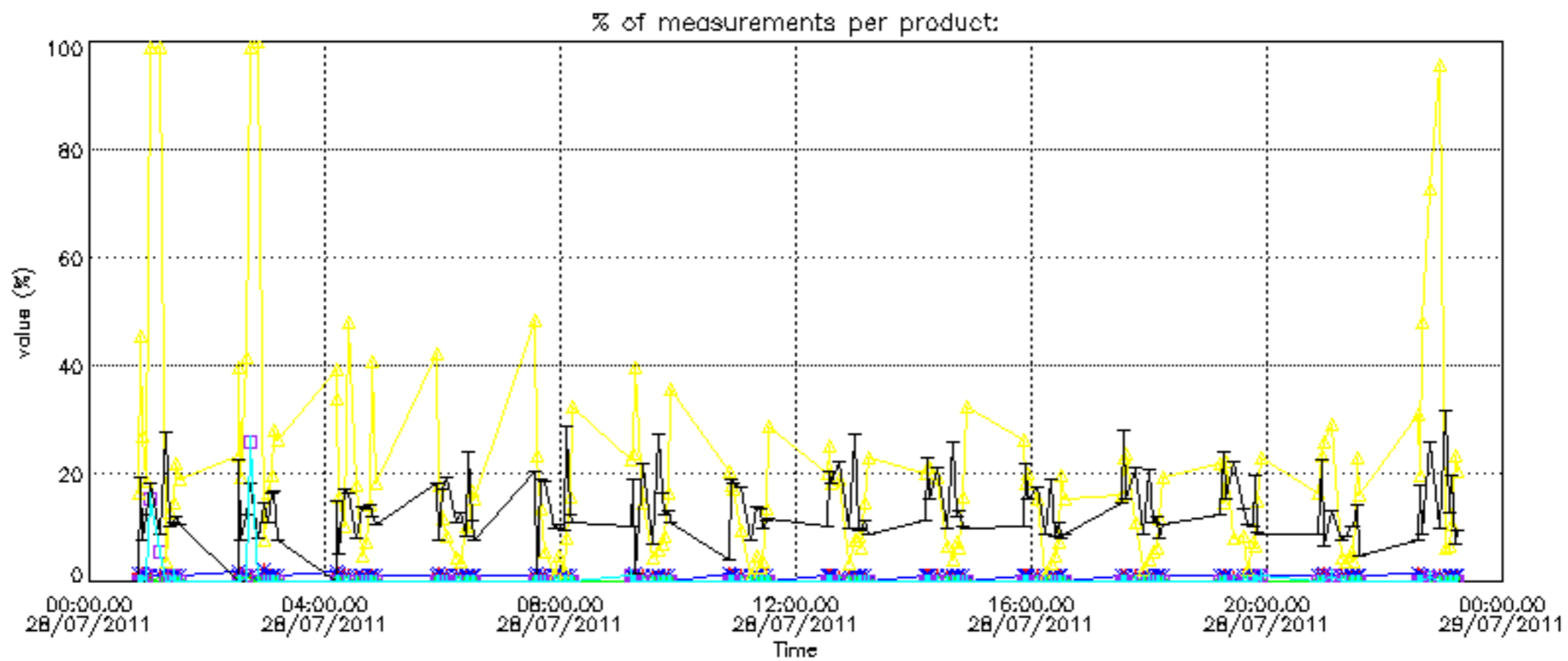


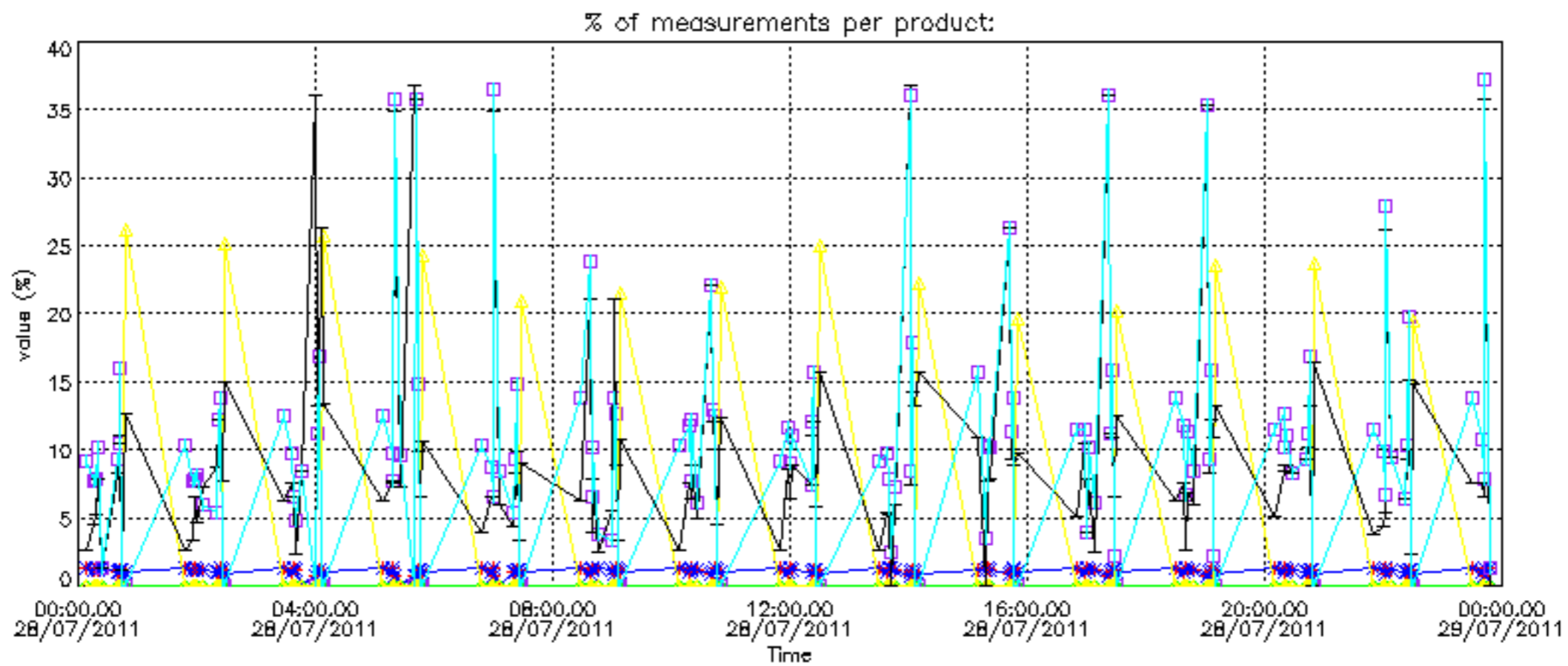
Percentage of flagged data per NO2 profile



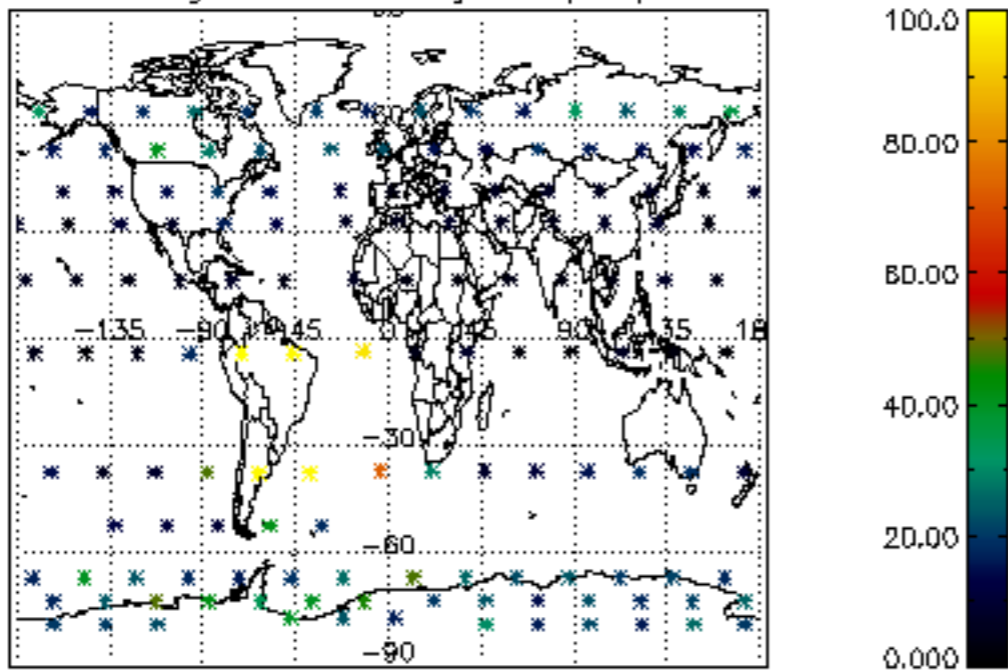
Percentage of flagged data per NO3 profile



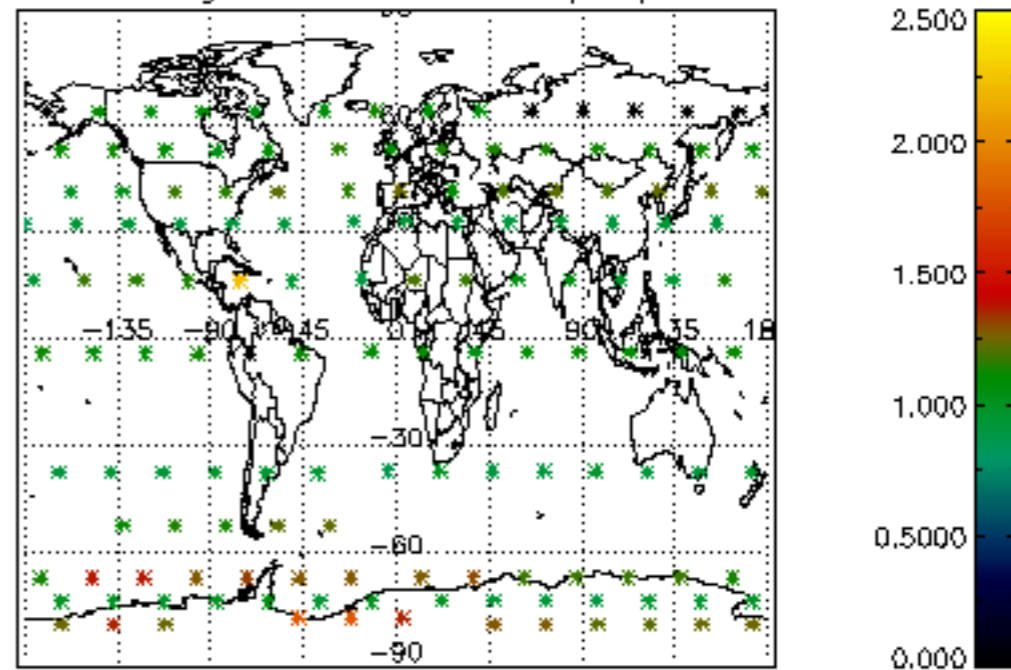




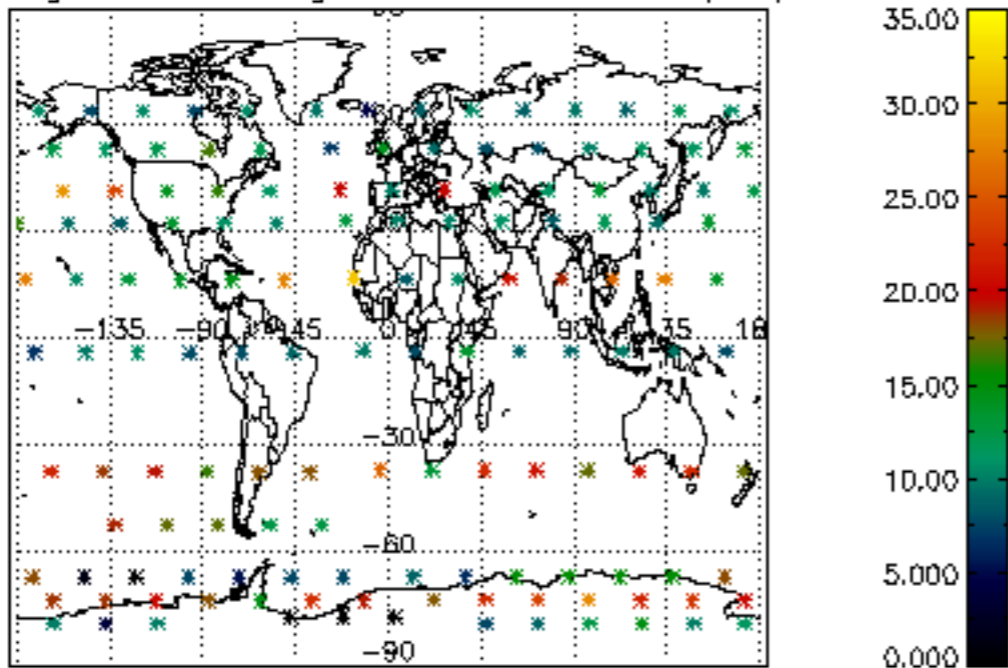
Percentage of cosmic ray hits per profile



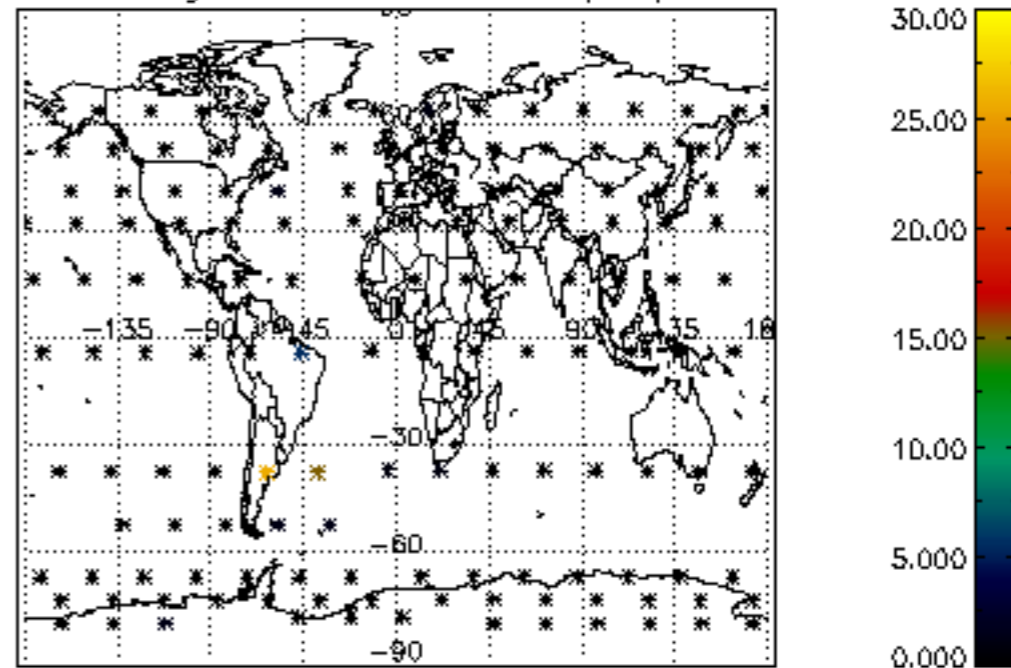
Percentage of datation errors per profile



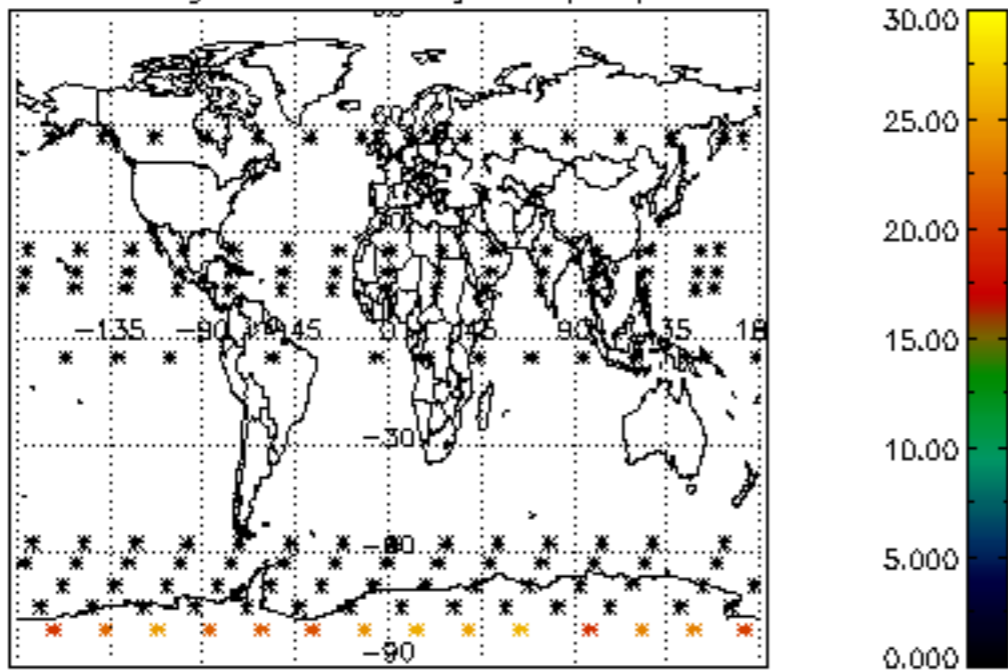
Percentage of star falling outside central band per profile



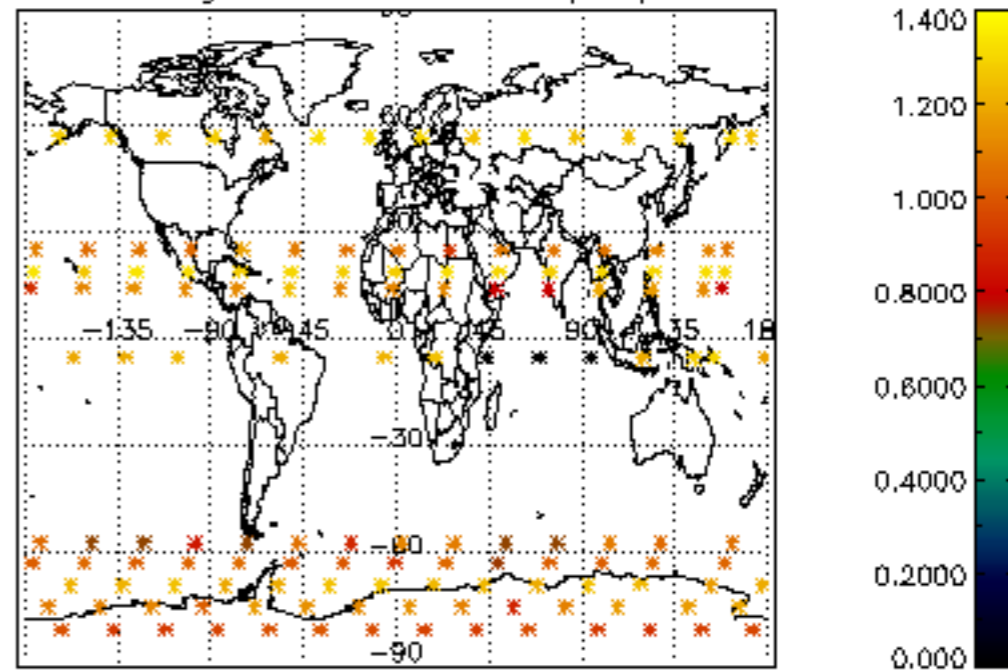
Percentage of saturation errors per profile



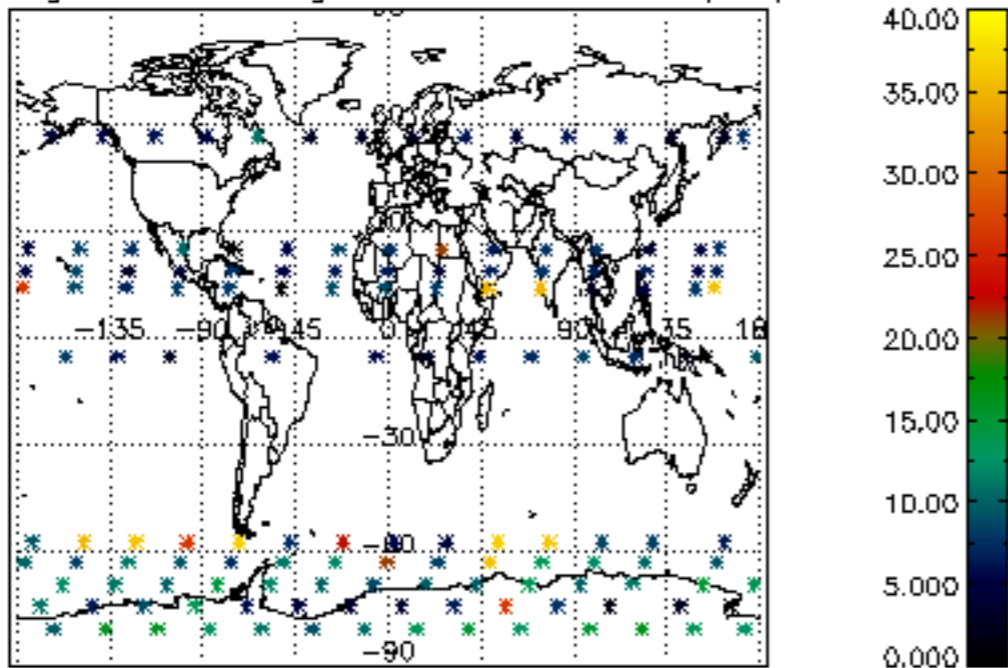
Percentage of cosmic ray hits per profile



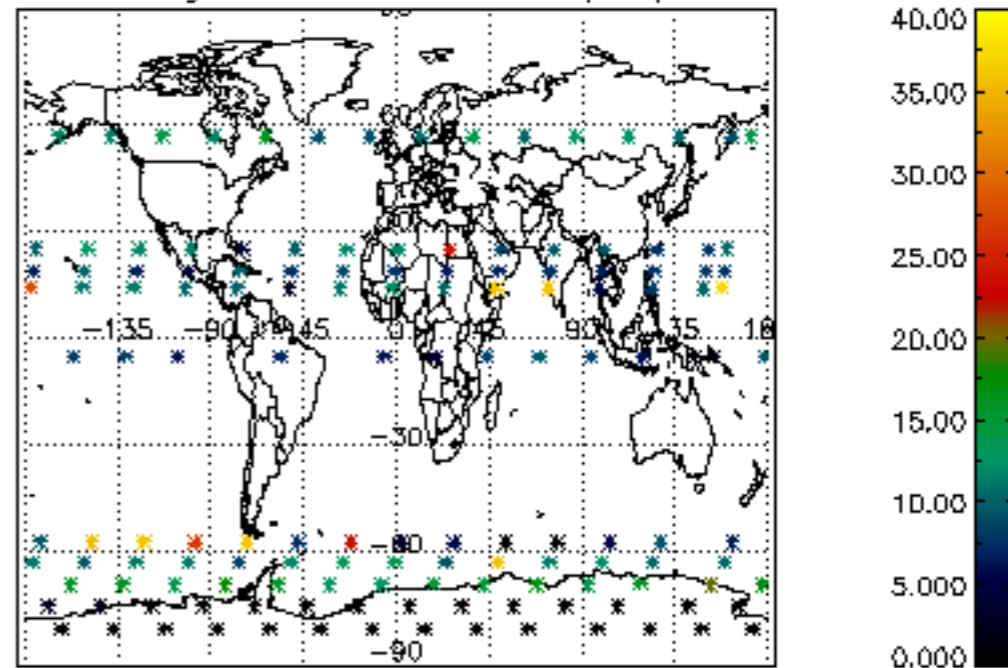
Percentage of datation errors per profile

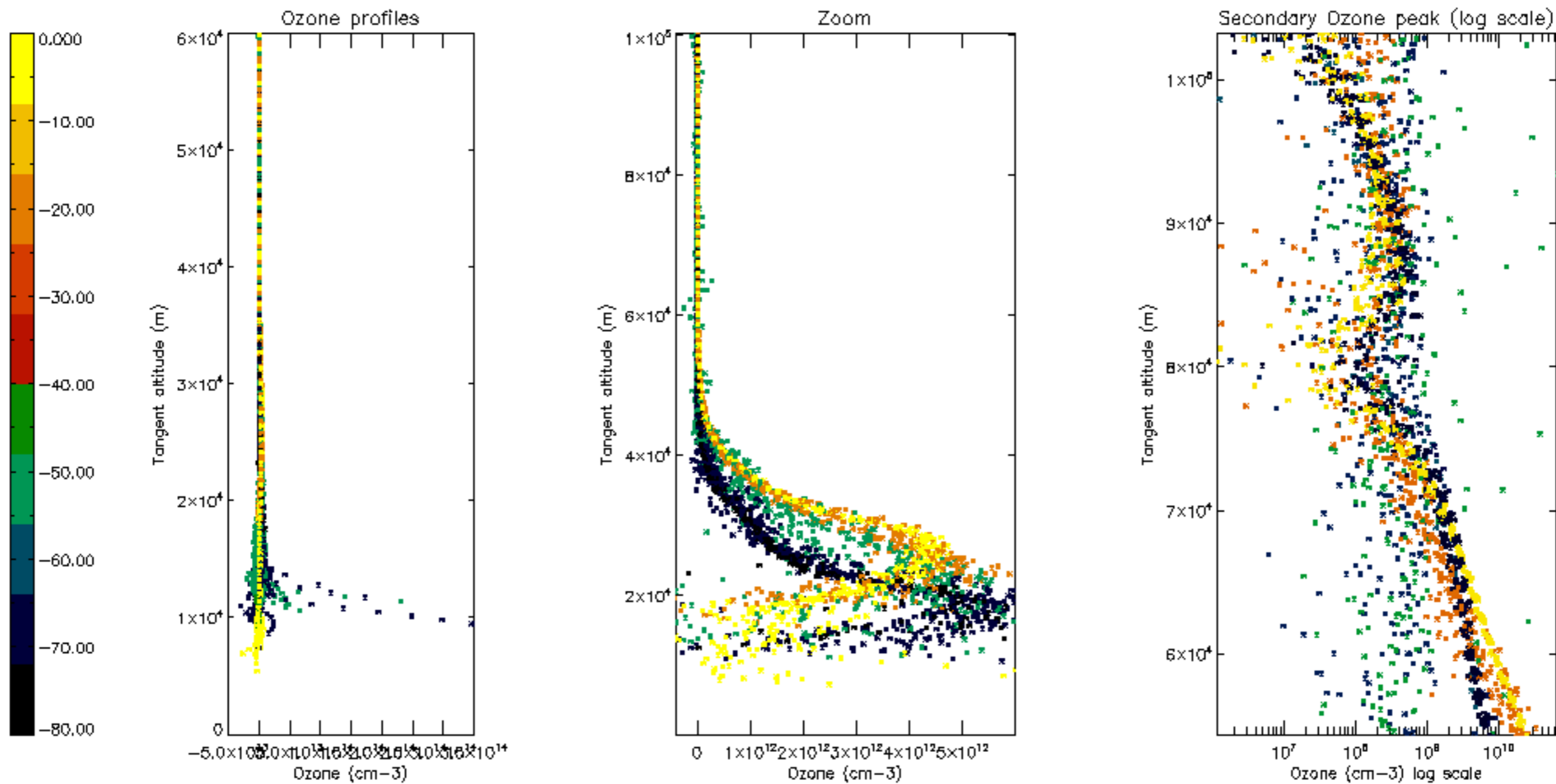


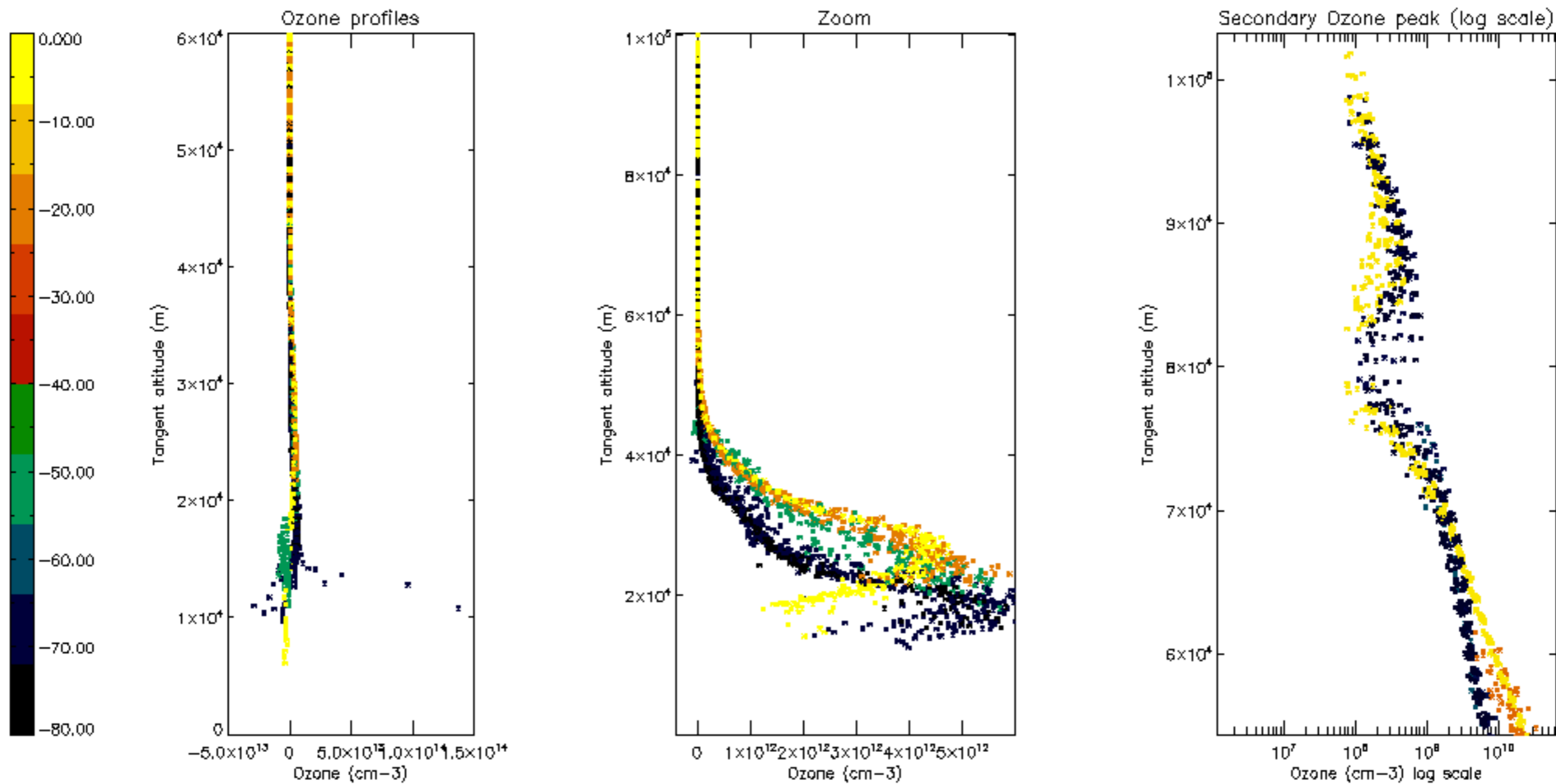
Percentage of star falling outside central band per profile

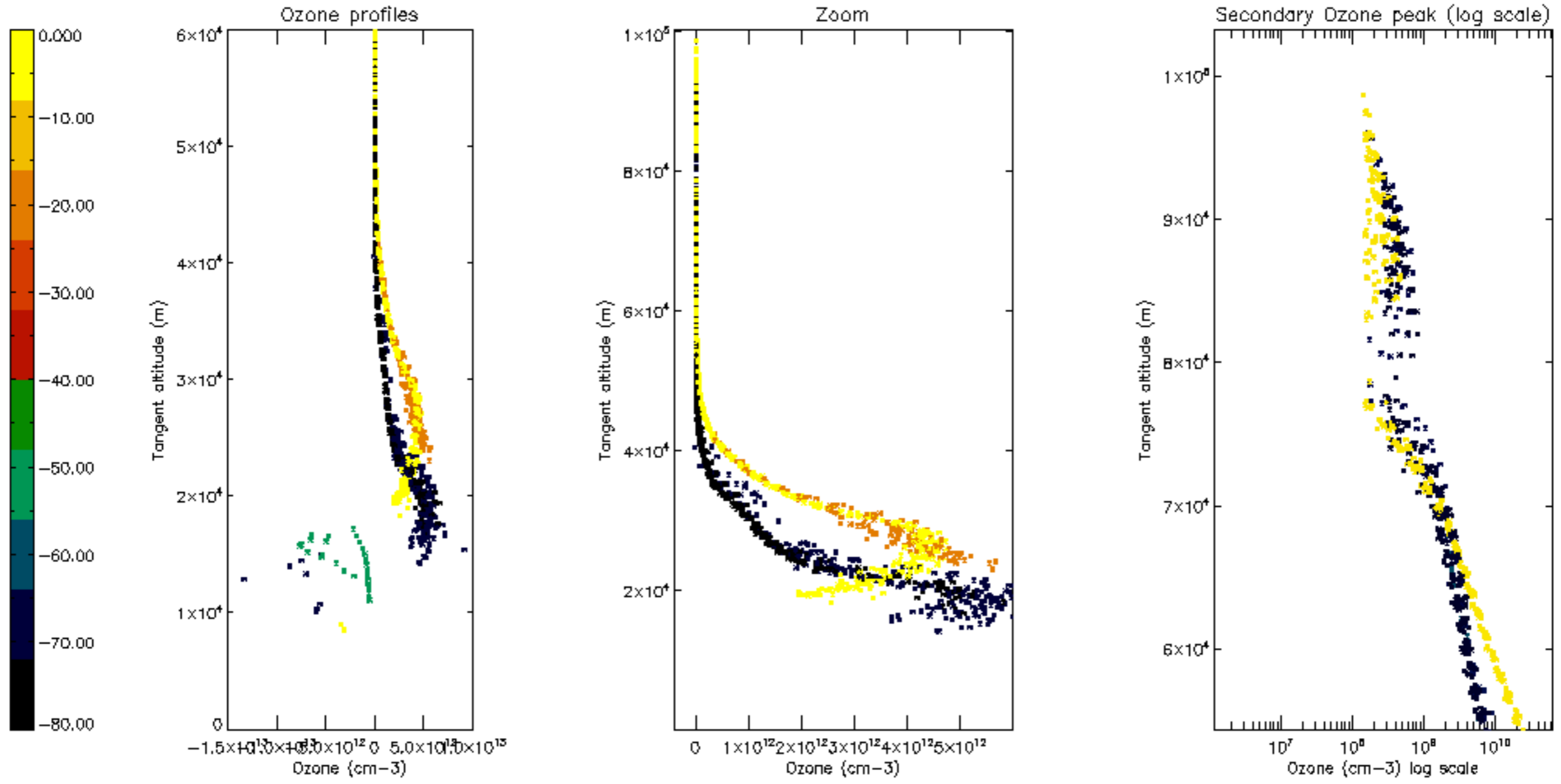


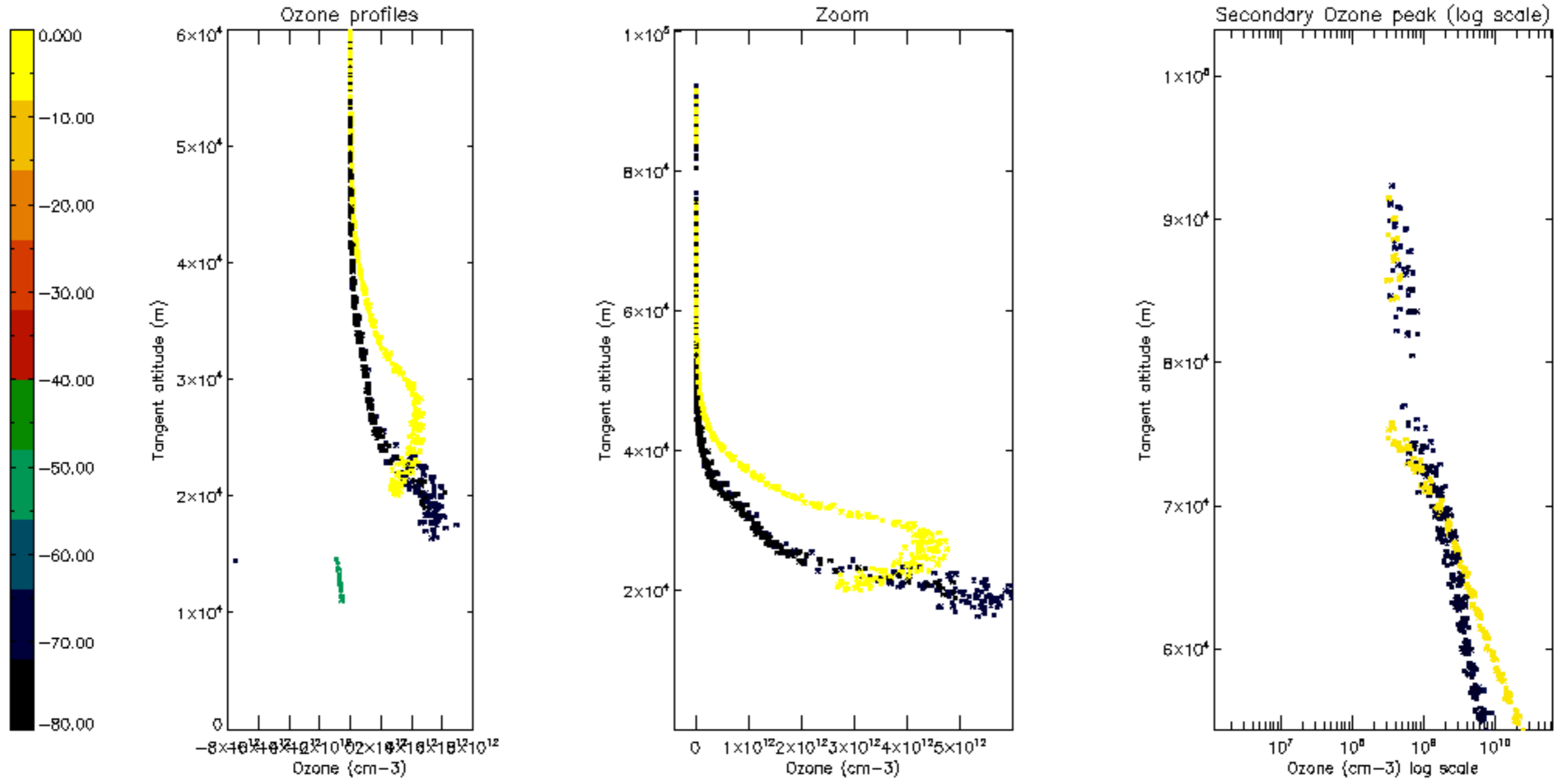
Percentage of saturation errors per profile

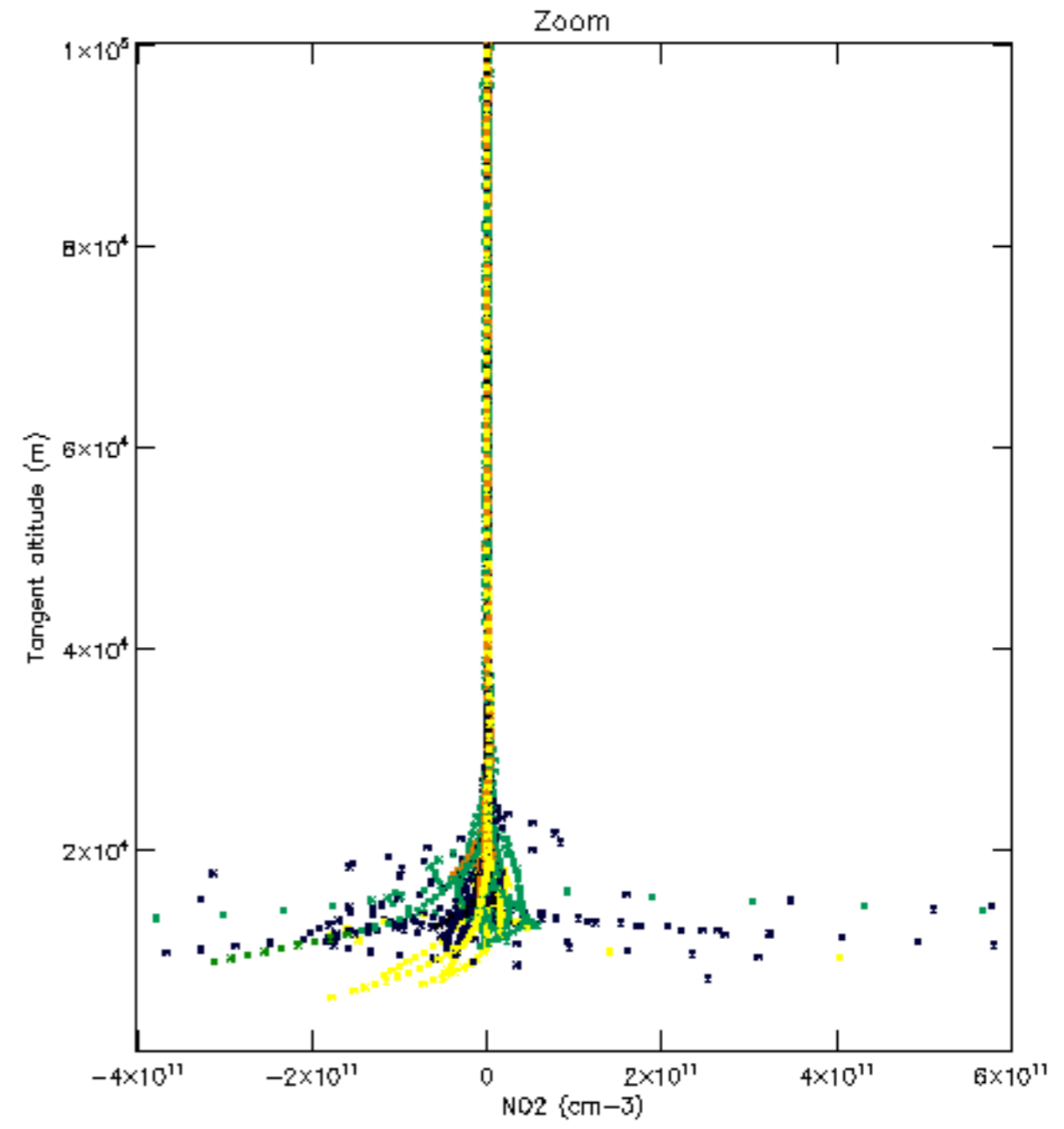
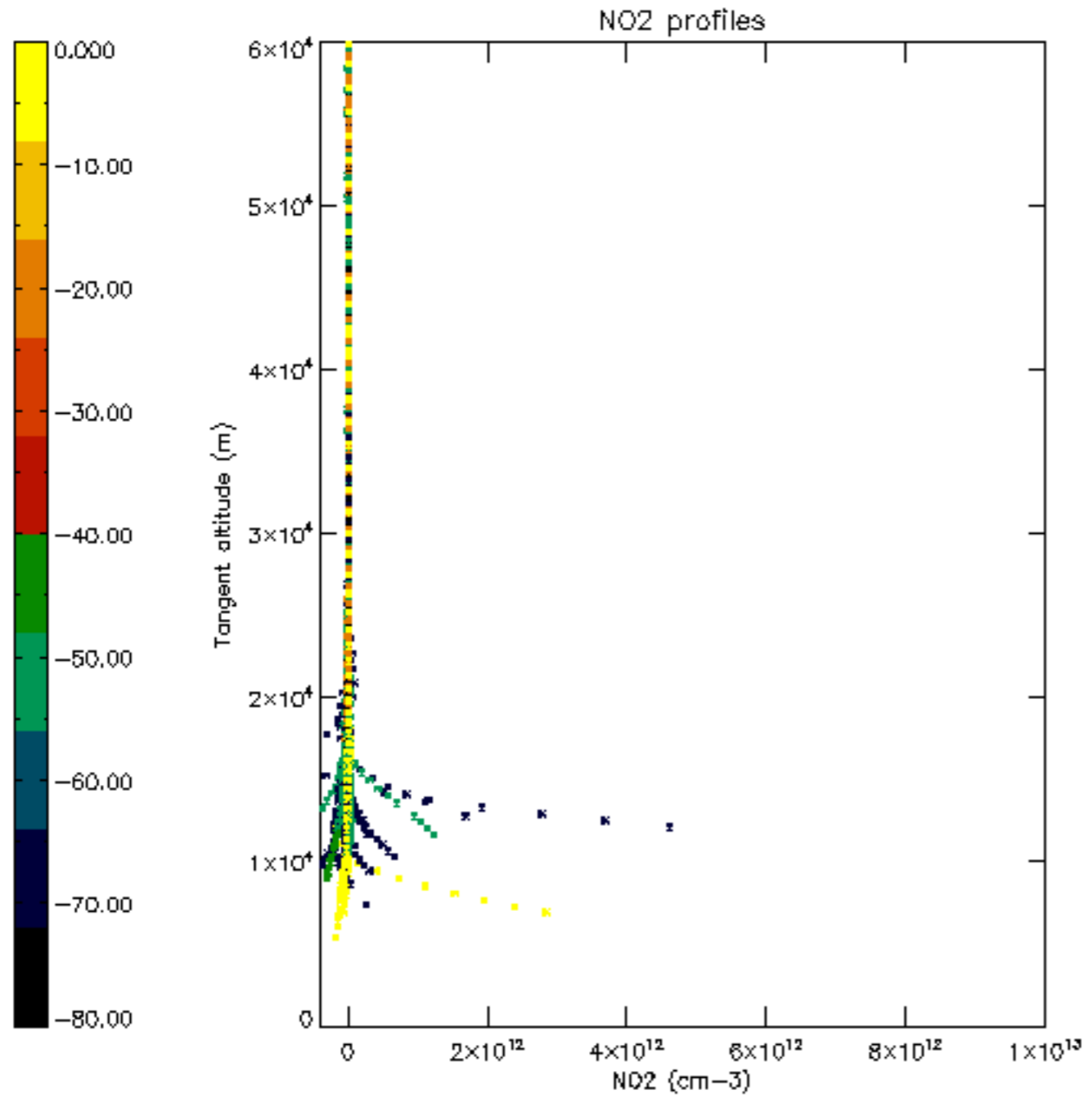


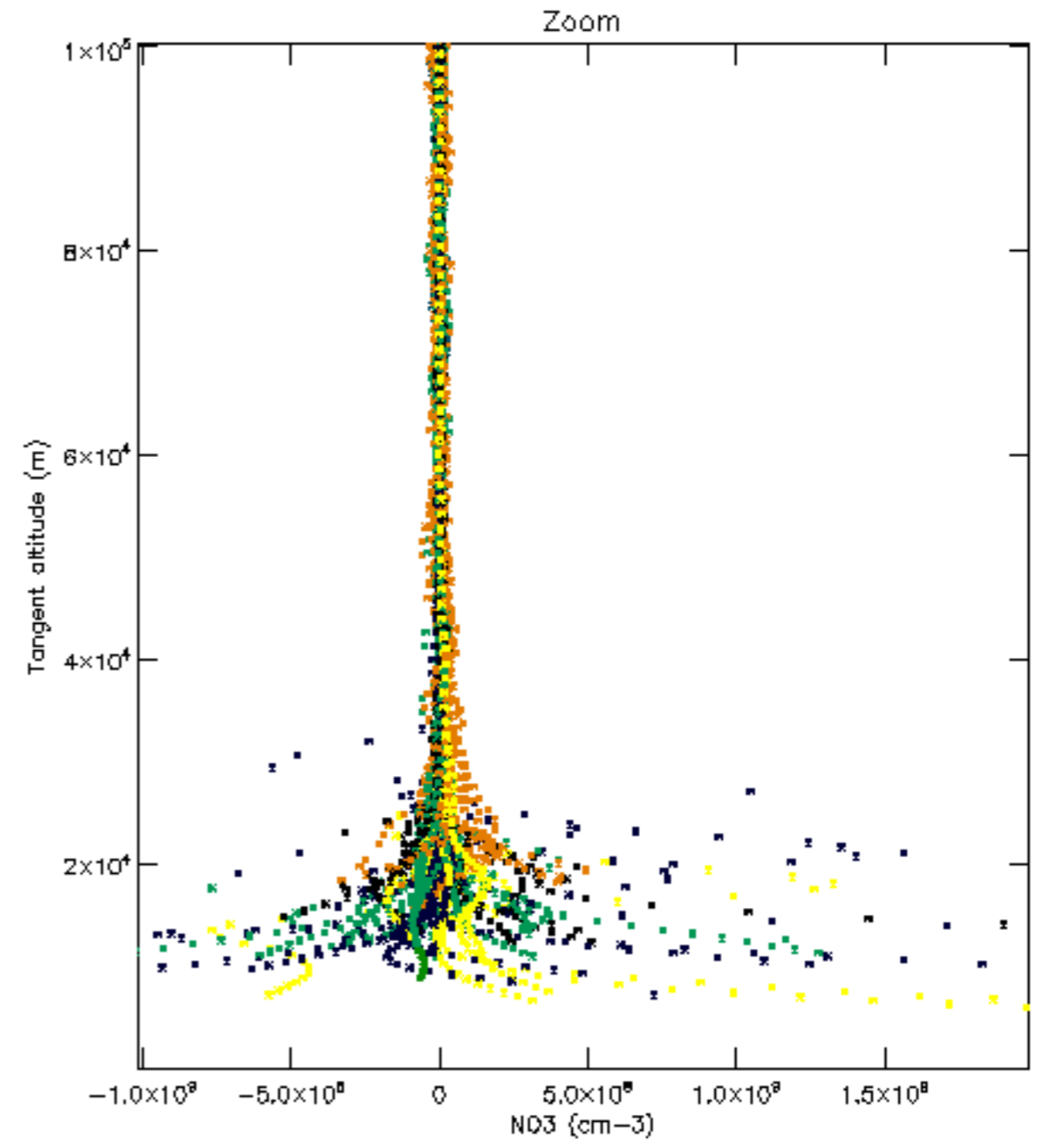
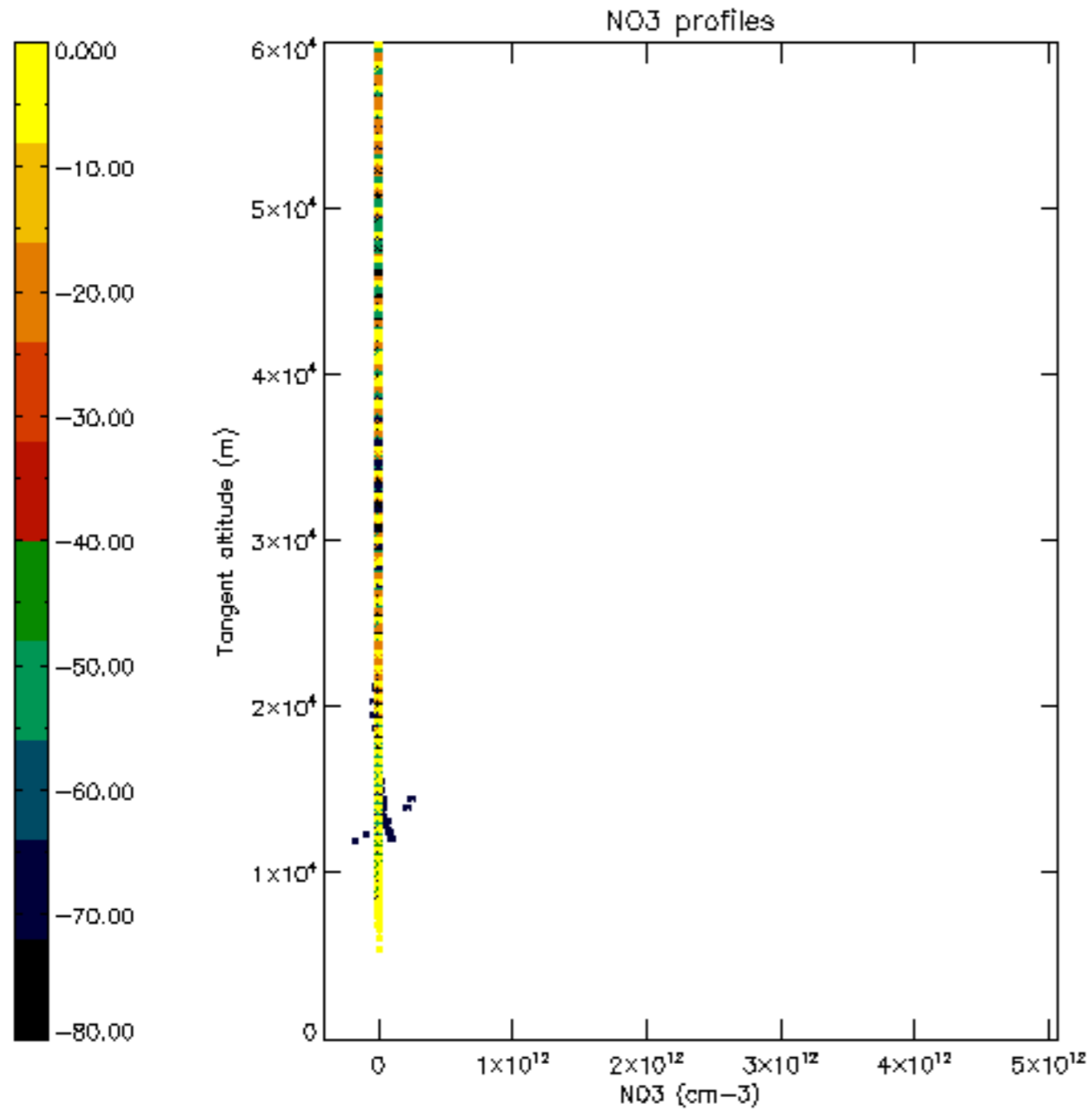


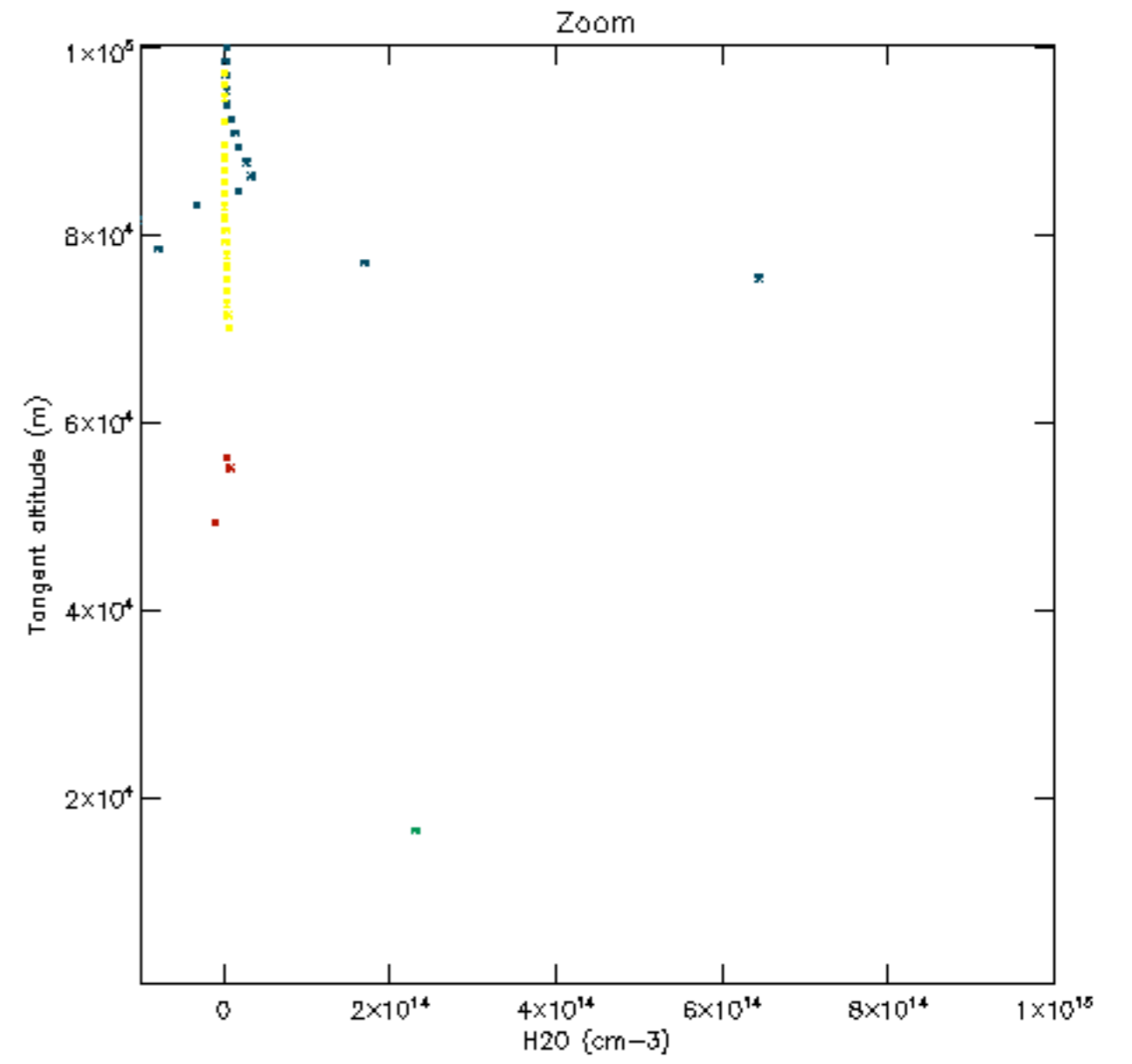
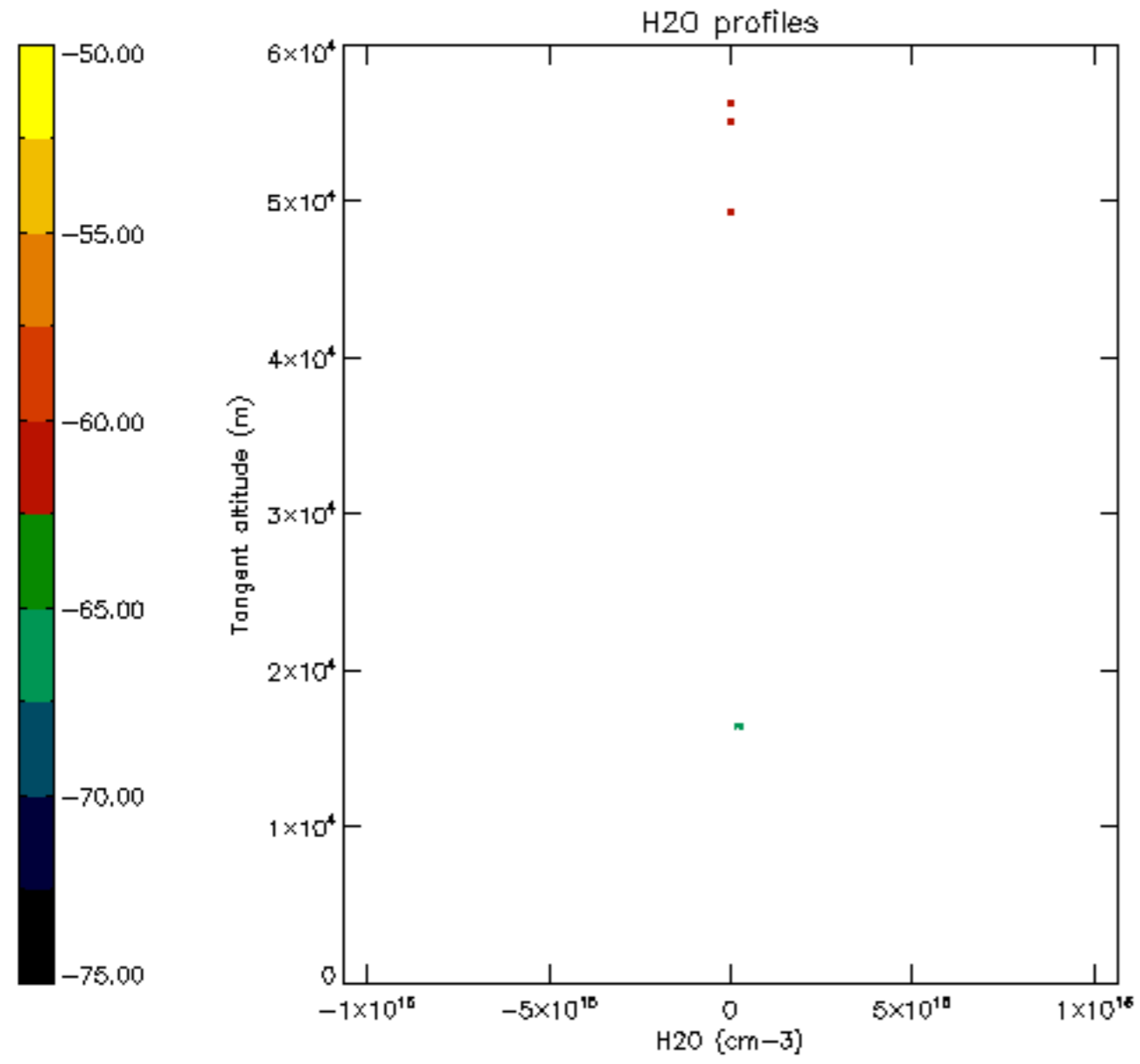


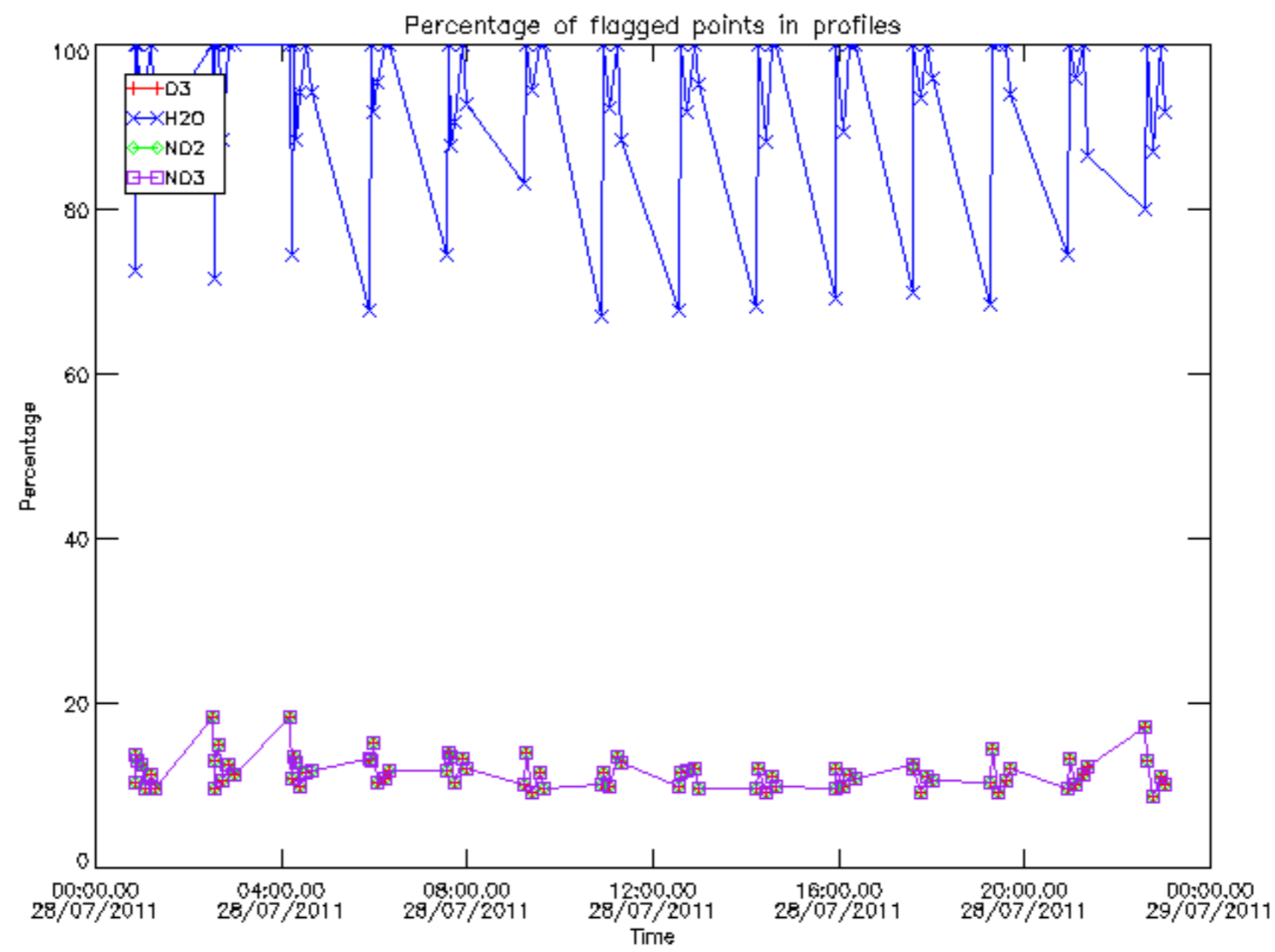




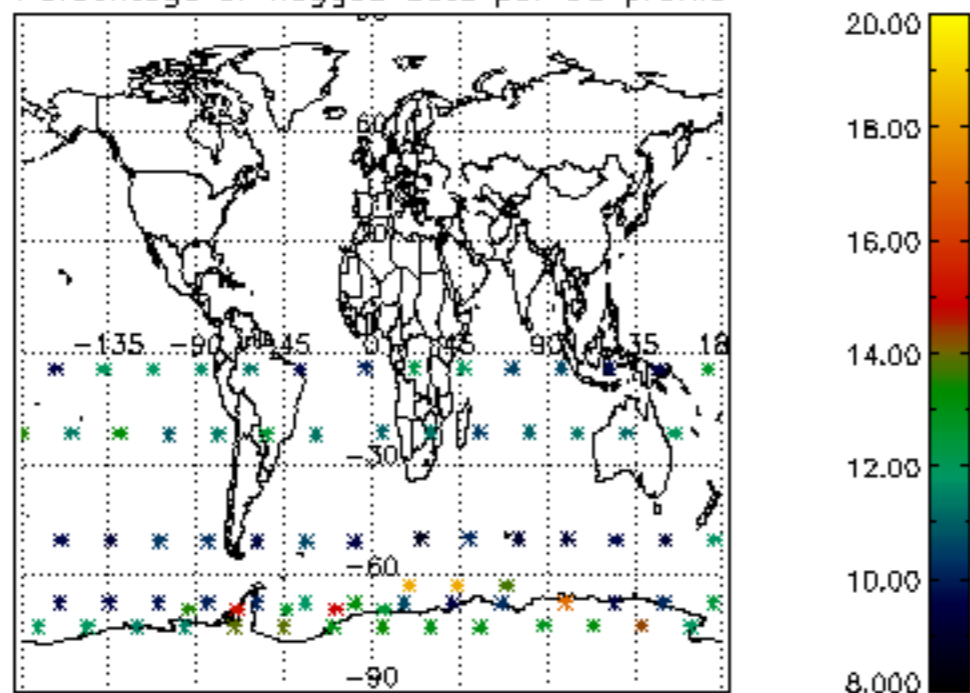




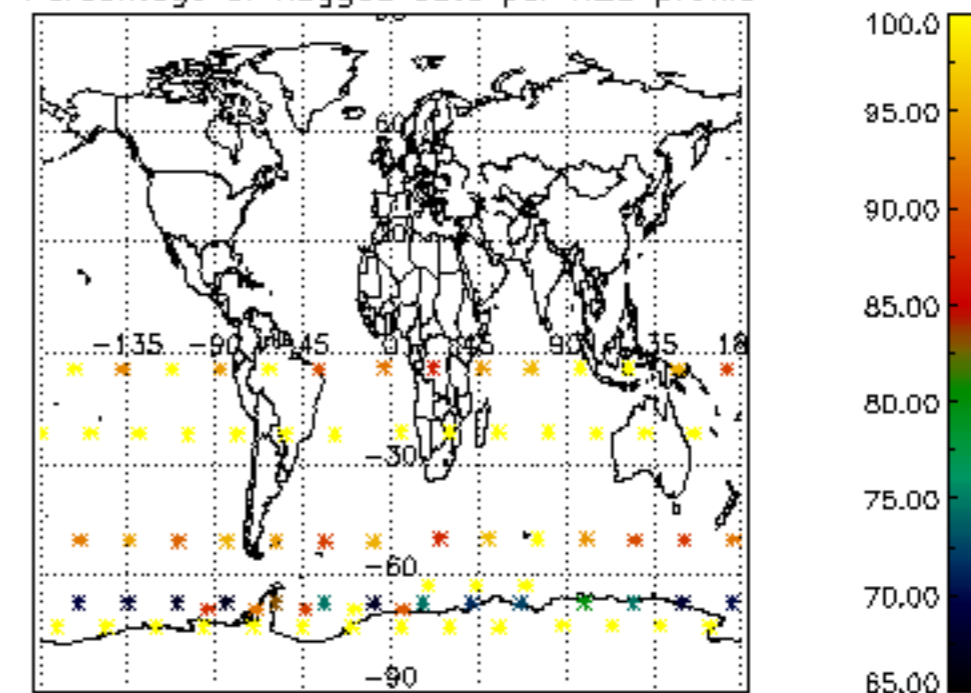




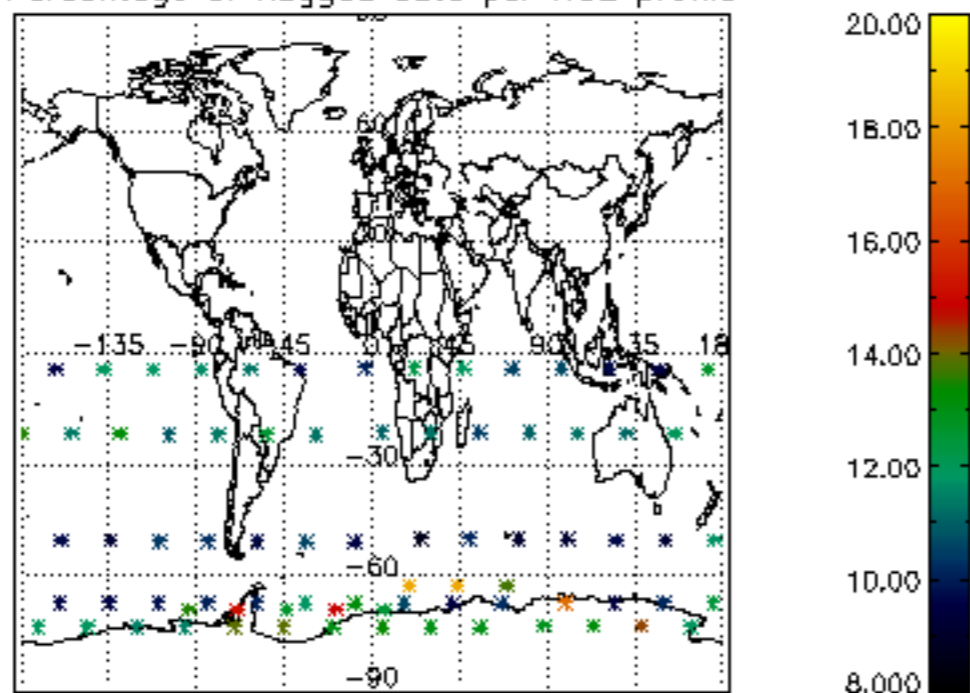
Percentage of flagged data per D3 profile



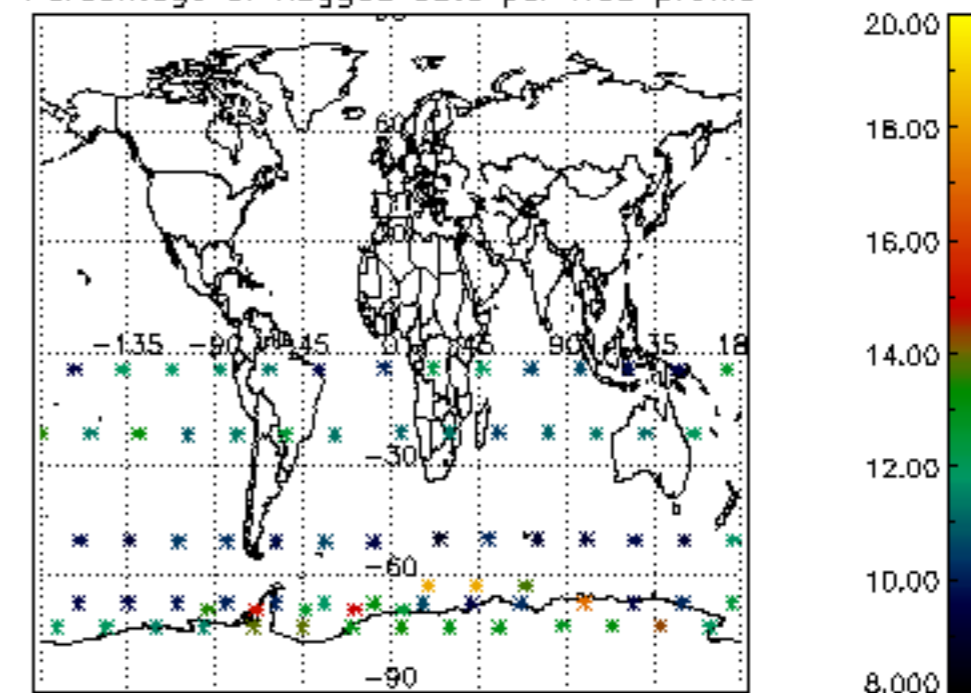
Percentage of flagged data per H2O profile

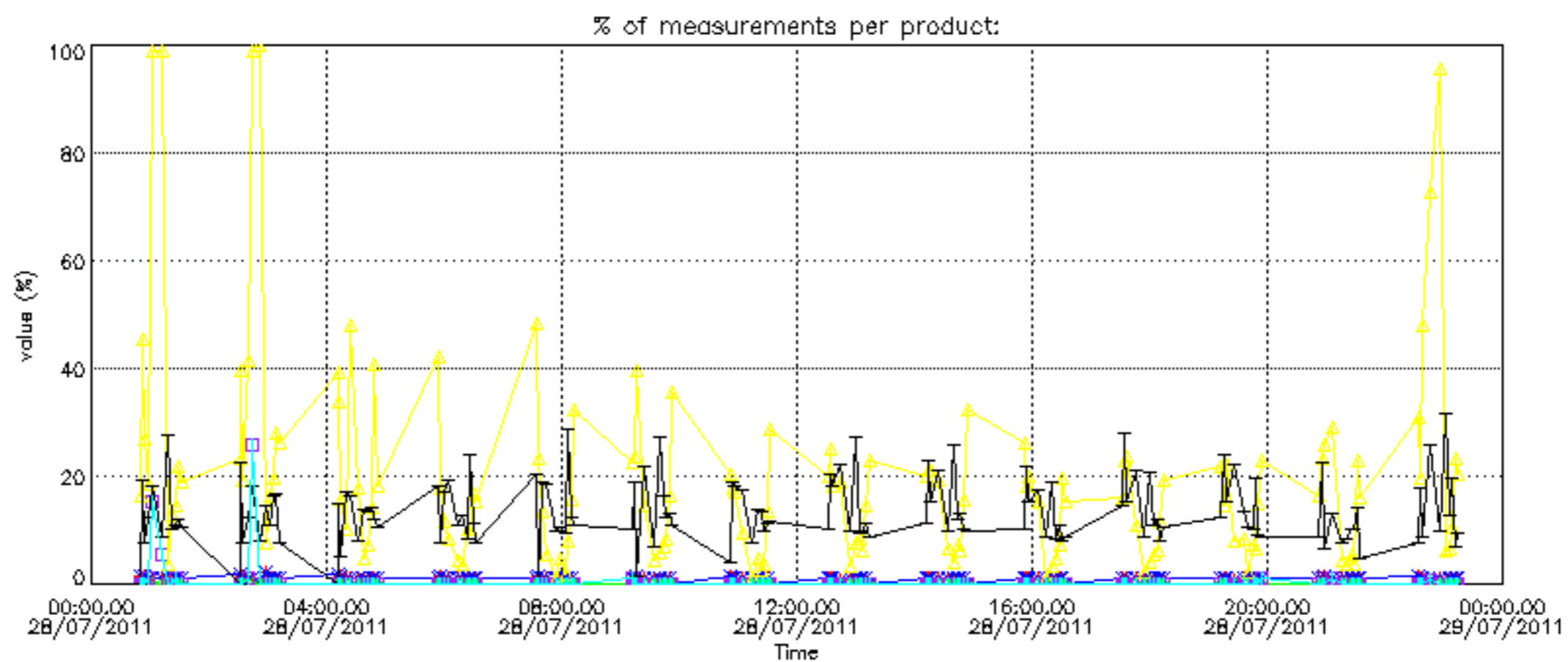
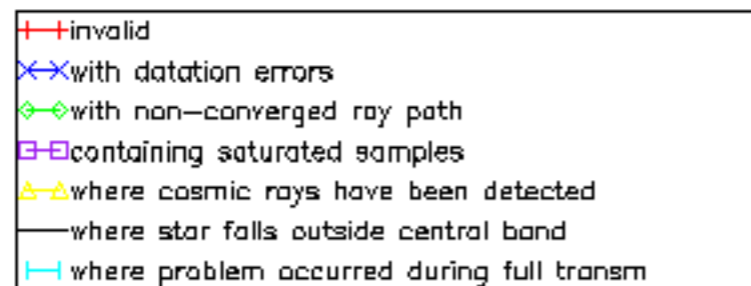


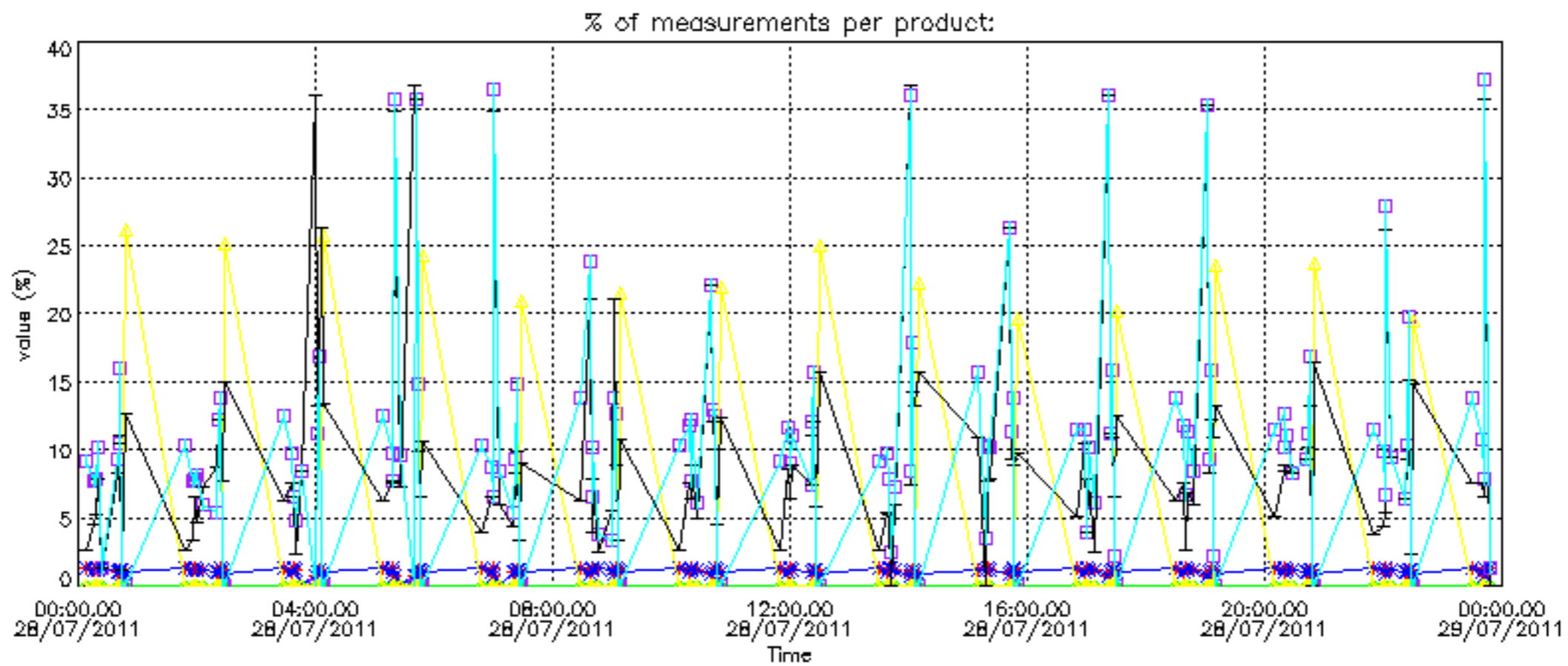
Percentage of flagged data per NO2 profile



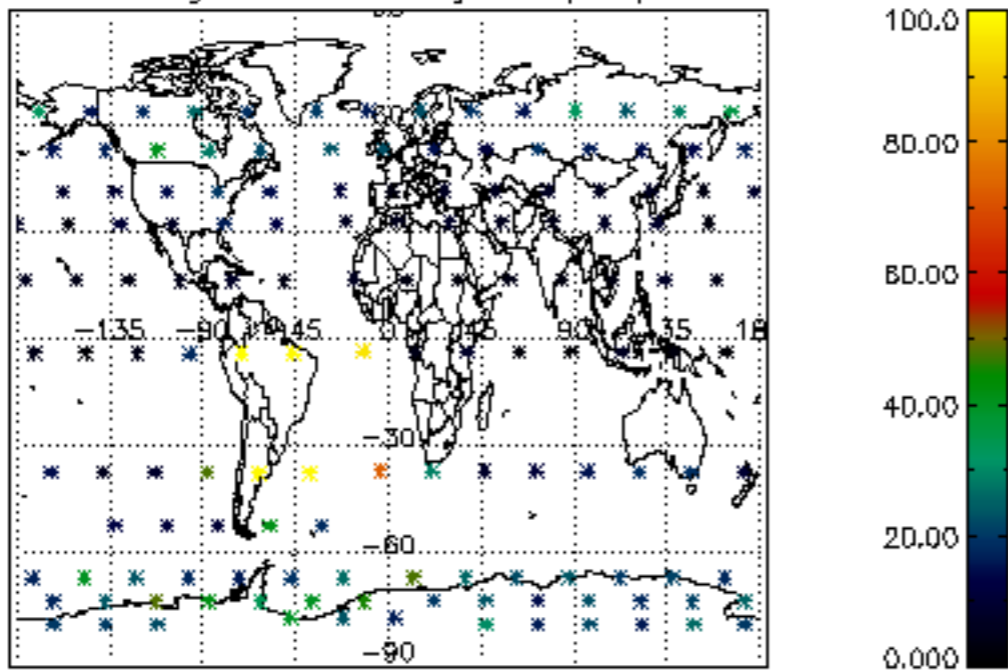
Percentage of flagged data per NO3 profile



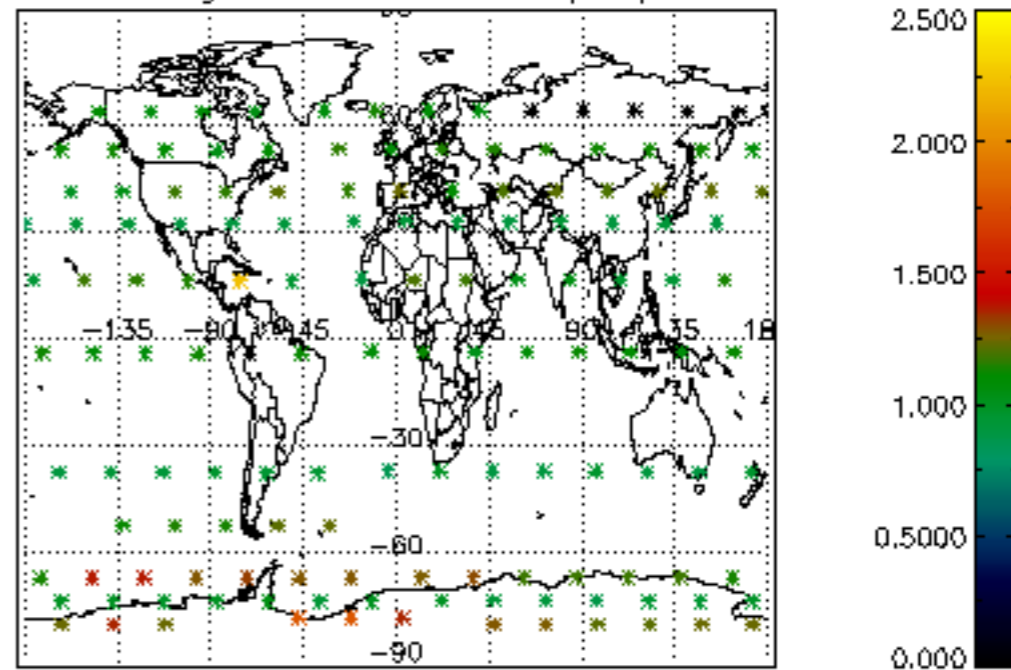




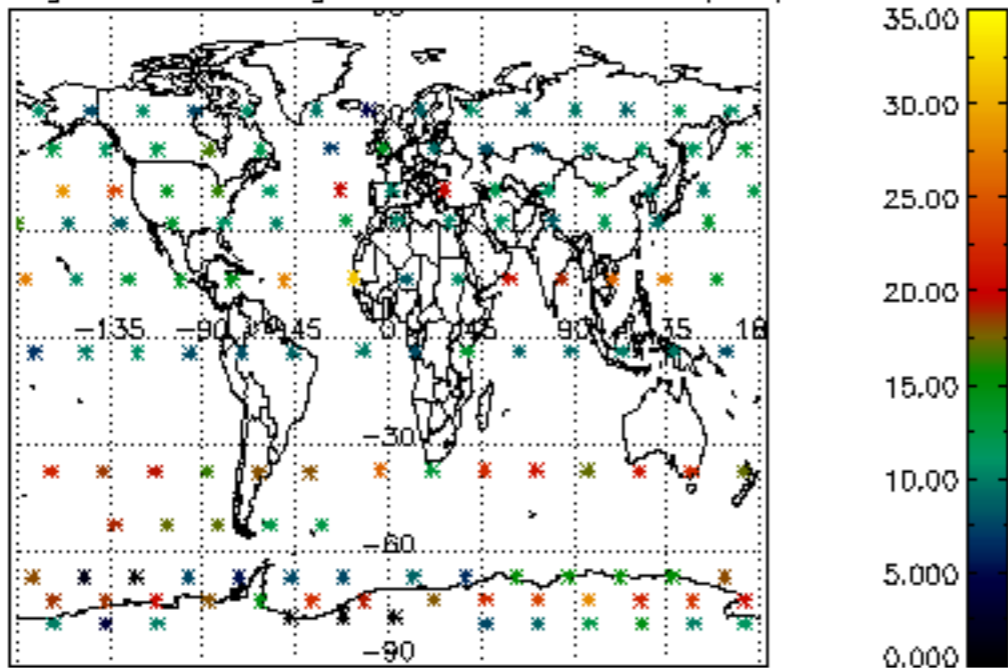
Percentage of cosmic ray hits per profile



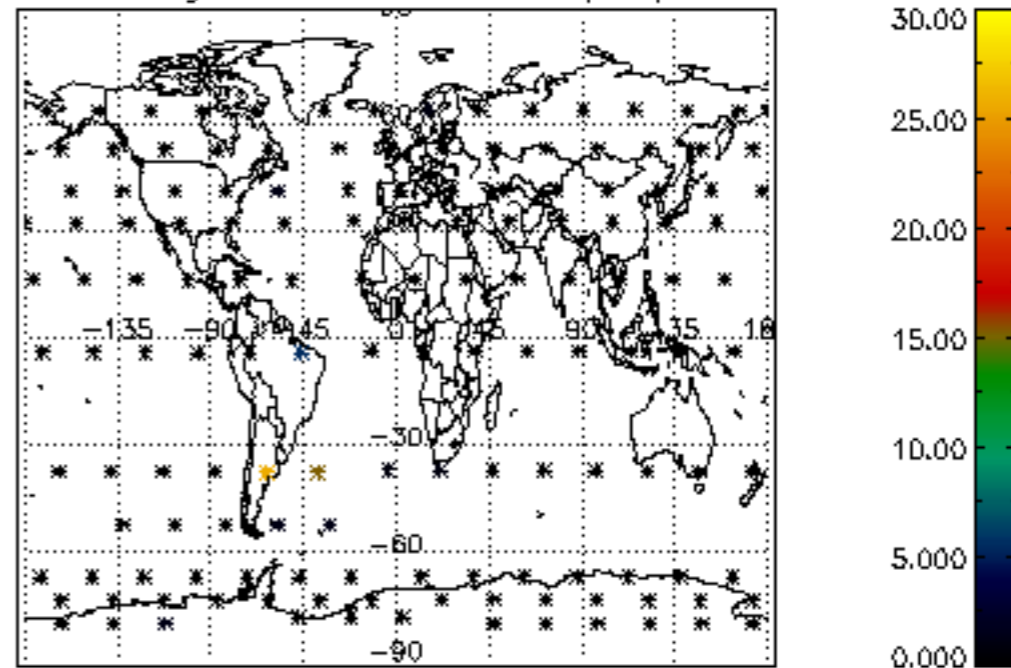
Percentage of datation errors per profile



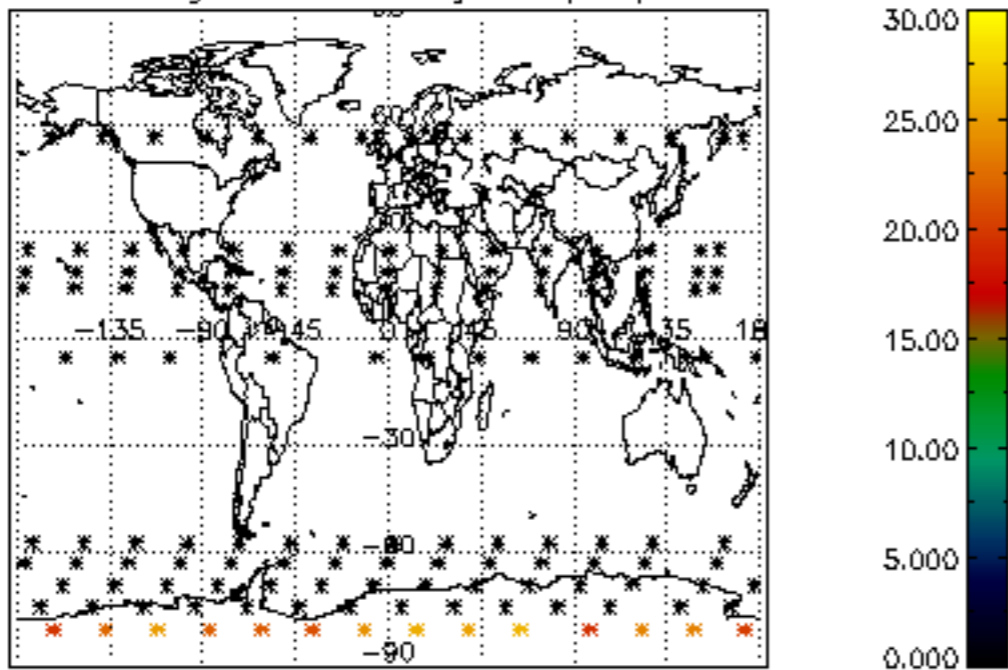
Percentage of star falling outside central band per profile



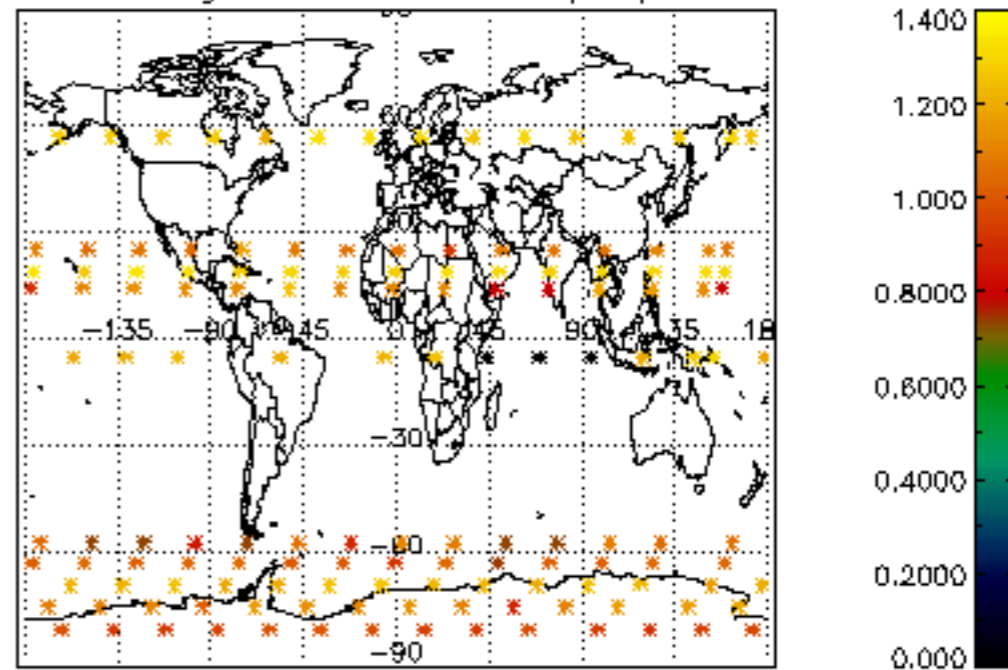
Percentage of saturation errors per profile



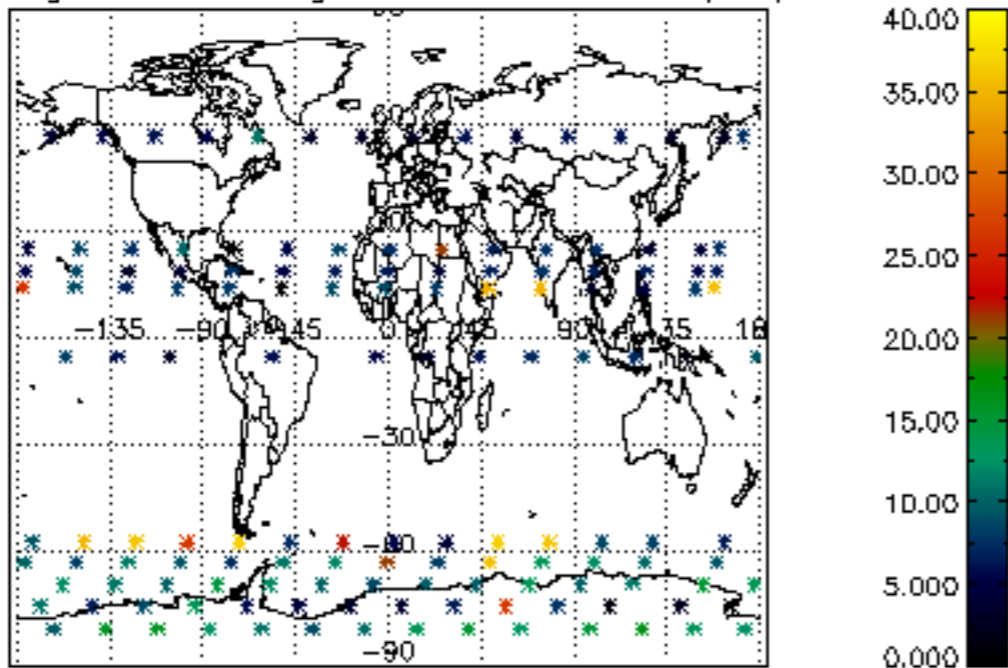
Percentage of cosmic ray hits per profile



Percentage of datation errors per profile



Percentage of star falling outside central band per profile



Percentage of saturation errors per profile

