

GOMOS Level 2 Daily Report

SUMMARY

[1. General Info](#)

[2. Summary of processed GOM_NL_2P products](#)

[3. Level 2 Quality information per product](#)

[3.1 Plot of level 2 quality information per product \(time dependant\)](#)

[3.2 Plot of level 2 quality information per product \(world map\)](#)

[4. Level 1 Quality information per product \(stored on level 2 products\)](#)

[4.1 Plot of level 1 quality information per product \(time dependant\)](#)

[4.1.1 Plot of level 1 quality information per product \(time dependant\): ASCENDING](#)

[4.1.2 Plot of level 1 quality information per product \(time dependant\): DESCENDING](#)

[4.2 Plot of level 1 quality information per product \(world map\)](#)

[4.2.1 Plot of level 1 quality information per product \(world map\): ASCENDING](#)

[4.2.2 Plot of level 1 quality information per product \(world map\): DESCENDING](#)

[5. Ozone profiles based on quality statistics and other trace gas profiles](#)

[5.1 Ozone statistics based on quality of products](#)

[5.2 Plot ozone profiles for all STD \(dark without errors\)](#)

[5.3 Plot ozone profiles where STD < 20% \(dark without errors\)](#)

[5.4. Plot ozone profiles where STD < 10% \(dark without errors\)](#)

[5.5. Plot ozone profiles where STD < 5% \(dark without errors\)](#)

[5.6 Plot NO2 profiles for all STD \(dark without errors\)](#)

[5.7 Plot NO3 profiles for all STD \(dark without errors\)](#)

[5.8 Plot H2O profiles \(only for occultations of stars 1,2,3,4,13,14,16,26,63 dark without errors\) for all STD](#)

[6. Auxiliary Data Files used for the production reported in section 2](#)

This report presents the daily analysis on parameters extracted from GOMOS level 2 data (GOM_NL__2P). It is intended to monitor some important parameters that will impact the quality of these products. A list of level 2 products (and content) that have arrived during the reporting day to the PCF is also given.

Item	Value
Time of report generation	24APR2013 16:08:38
Data source version	GOMOS/6.01
Start time of products	25-07-2011 (25JUL2011 00:00:00)
Stop time of products	26-07-2011 (26JUL2011 00:00:00)
Store outputs in DB	Yes
Nb of level 2 prods	283
Nb of prods with errors	0

2. Summary of processed GOM_NL__2P products.

Nr	Filename	UTC Start time	Limb	Duration	Star Id	Star Name	Star Mag	Star Temp	Nb Meas	Orbit	Prod. error
1	GOM_NL__2PRFIN20110725_000048_00000483105_00002_49154_1029.N1	25-JUL-2011 00:00:48	Straylight	48.000	172	Gam Gru	3.0030	13100.	96	49154	No
2	GOM_NL__2PRFIN20110725_001732_00000413105_00002_49154_1030.N1	25-JUL-2011 00:17:32	Bright	41.000	11	53Alp Aql	0.76500	8000.0	82	49154	No
3	GOM_NL__2PRFIN20110725_002653_00000423105_00002_49154_1031.N1	25-JUL-2011 00:26:53	Bright	42.000	92	53Eps Cyg	2.5000	4500.0	84	49154	No
4	GOM_NL__2PRFIN20110725_002818_00000403105_00002_49154_1032.N1	25-JUL-2011 00:28:18	Bright	39.500	144	18Del Cyg	2.8600	11000.	79	49154	No
5	GOM_NL__2PRFIN20110725_002953_00000443105_00002_49154_1033.N1	25-JUL-2011 00:29:53	Bright	44.000	19	50Alp Cyg	1.2460	10500.	88	49154	No
6	GOM_NL__2PRFIN20110725_003509_00000423105_00002_49154_1034.N1	25-JUL-2011 00:35:09	Bright	42.000	89	5Alp Cep	2.4510	8000.0	84	49154	No
7	GOM_NL__2PRFIN20110725_004500_00000493105_00002_49154_1035.N1	25-JUL-2011 00:45:00	Bright	49.000	110	37Del Cas	2.6780	8900.0	98	49154	No
8	GOM_NL__2PRFIN20110725_004941_00000513105_00002_49154_1036.N1	25-JUL-2011 00:49:41	Bright	50.500	160	23Gam Per	2.9300	4700.0	101	49154	No
9	GOM_NL__2PRFIN20110725_005113_00000473105_00002_49154_1037.N1	25-JUL-2011 00:51:13	Bright	47.000	35	33Alp Per	1.7950	6250.0	94	49154	No
10	GOM_NL__2PRFIN20110725_005252_00000383105_00002_49154_1038.N1	25-JUL-2011 00:52:52	Bright	38.000	6	13Alp Aur	0.080000	3400.0	76	49154	No
11	GOM_NL__2PRFIN20110725_005450_00000503105_00002_49154_1039.N1	25-JUL-2011 00:54:50	Bright	50.000	149	45Eps Per	2.8880	30000.	100	49154	No
12	GOM_NL__2PRFIN20110725_005741_00000513105_00002_49154_1040.N1	25-JUL-2011 00:57:41	Tw_i_and_stray	50.500	150	44Zet Per	2.8900	28000.	101	49154	No
13	GOM_NL__2PRFIN20110725_010034_00000533105_00002_49154_1041.N1	25-JUL-2011 01:00:34	Dark	53.000	146	25Eta Tau	2.8730	15200.	106	49154	No
14	GOM_NL__2PRFIN20110725_010210_00000563105_00002_49154_1042.N1	25-JUL-2011 01:02:10	Dark	55.500	13	87Alp Tau	0.86700	3800.0	111	49154	No
15	GOM_NL__2PRFIN20110725_011222_00000513105_00002_49154_1043.N1	25-JUL-2011 01:12:22	Dark	51.000	165	34Gam Eri	2.9500	3200.0	102	49154	No
16	GOM_NL__2PRFIN20110725_012140_00000463105_00002_49154_1044.N1	25-JUL-2011 01:21:40	Dark	45.500	157	The1Eri	2.9060	9300.0	91	49154	No
17	GOM_NL__2PRFIN20110725_012730_00000443105_00003_49155_0962.N1	25-JUL-2011 01:27:30	Dark	44.000	9	Alp Eri	0.45300	24000.	88	49155	No
18	GOM_NL__2PRFIN20110725_013138_00000553105_00003_49155_0963.N1	25-JUL-2011 01:31:38	Straylight	54.500	84	Alp Phe	2.3970	4500.0	109	49155	No
19	GOM_NL__2PRFIN20110725_013440_00000433105_00003_49155_0964.N1	25-JUL-2011 01:34:40	Straylight	42.500	148	Alp Tuc	2.8780	4100.0	85	49155	No
20	GOM_NL__2PRFIN20110725_013751_00000493105_00003_49155_0965.N1	25-JUL-2011 01:37:51	Straylight	49.000	31	Alp Gru	1.7340	15200.	98	49155	No
21	GOM_NL__2PRFIN20110725_014102_00000483105_00003_49155_0966.N1	25-JUL-2011 01:41:02	Straylight	48.000	172	Gam Gru	3.0030	13100.	96	49155	No
22	GOM_NL__2PRFIN20110725_015745_00000413105_00003_49155_0967.N1	25-JUL-2011 01:57:45	Bright	41.000	11	53Alp Aql	0.76500	8000.0	82	49155	No
23	GOM_NL__2PRFIN20110725_020707_00000423105_00003_49155_0968.N1	25-JUL-2011 02:07:07	Bright	42.000	92	53Eps Cyg	2.5000	4500.0	84	49155	No
24	GOM_NL__2PRFIN20110725_020831_00000393105_00003_49155_0969.N1	25-JUL-2011 02:08:31	Bright	38.500	144	18Del Cyg	2.8600	11000.	77	49155	No
25	GOM_NL__2PRFIN20110725_021006_00000463105_00003_49155_0970.N1	25-JUL-2011 02:10:06	Bright	45.500	19	50Alp Cyg	1.2460	10500.	91	49155	No
26	GOM_NL__2PRFIN20110725_021523_00000403105_00003_49155_0971.N1	25-JUL-2011 02:15:23	Bright	40.000	89	5Alp Cep	2.4510	8000.0	80	49155	No
27	GOM_NL__2PRFIN20110725_022513_00000483105_00003_49155_0972.N1	25-JUL-2011 02:25:13	Bright	47.500	110	37Del Cas	2.6780	8900.0	95	49155	No
28	GOM_NL__2PRFIN20110725_022955_00000453105_00003_49155_0973.N1	25-JUL-2011 02:29:55	Bright	45.000	160	23Gam Per	2.9300	4700.0	90	49155	No
29	GOM_NL__2PRFIN20110725_023126_00000473105_00003_49155_0974.N1	25-JUL-2011 02:31:26	Bright	46.500	35	33Alp Per	1.7950	6250.0	93	49155	No
30	GOM_NL__2PRFIN20110725_023306_00000423105_00003_49155_0975.N1	25-JUL-2011 02:33:06	Bright	41.500	6	13Alp Aur	0.080000	3400.0	83	49155	No
31	GOM_NL__2PRFIN20110725_023504_00000423105_00003_49155_0976.N1	25-JUL-2011 02:35:04	Bright	42.000	149	45Eps Per	2.8880	30000.	84	49155	No
32	GOM_NL__2PRFIN20110725_023755_00000513105_00003_49155_0977.N1	25-JUL-2011 02:37:55	Tw_i_and_stray	50.500	150	44Zet Per	2.8900	28000.	101	49155	No
33	GOM_NL__2PRFIN20110725_024048_00000503105_00003_49155_0978.N1	25-JUL-2011 02:40:48	Dark	49.500	146	25Eta Tau	2.8730	15200.	99	49155	No
34	GOM_NL__2PRFIN20110725_024224_00000483105_00003_49155_0979.N1	25-JUL-2011 02:42:24	Dark	47.500	13	87Alp Tau	0.86700	3800.0	95	49155	No
35	GOM_NL__2PRFIN20110725_025237_00000533105_00003_49155_0980.N1	25-JUL-2011 02:52:37	Dark	52.500	165	34Gam Eri	2.9500	3200.0	105	49155	No
36	GOM_NL__2PRFIN20110725_030155_00000433105_00003_49155_0981.N1	25-JUL-2011 03:01:55	Dark	43.000	157	The1Eri	2.9060	9300.0	86	49155	No
37	GOM_NL__2PRFIN20110725_030745_00000483105_00004_49156_0980.N1	25-JUL-2011 03:07:45	Dark	48.000	9	Alp Eri	0.45300	24000.	96	49156	No
38	GOM_NL__2PRFIN20110725_031153_00000633105_00004_49156_0981.N1	25-JUL-2011 03:11:53	Straylight	63.000	84	Alp Phe	2.3970	4500.0	126	49156	No
39	GOM_NL__2PRFIN20110725_031455_00000413105_00004_49156_0982.N1	25-JUL-2011 03:14:55	Straylight	41.000	148	Alp Tuc	2.8780	4100.0	82	49156	No
40	GOM_NL__2PRFIN20110725_031806_00000463105_00004_49156_0983.N1	25-JUL-2011 03:18:06	Straylight	46.000	31	Alp Gru	1.7340	15200.	92	49156	No
41	GOM_NL__2PRFIN20110725_032117_00000473105_00004_49156_0984.N1	25-JUL-2011 03:21:17	Straylight	47.000	172	Gam Gru	3.0030	13100.	94	49156	No
42	GOM_NL__2PRFIN20110725_033759_00000413105_00004_49156_0985.N1	25-JUL-2011 03:37:59	Bright	41.000	11	53Alp Aql	0.76500	8000.0	82	49156	No

43	GOM_NL__2PRFIN20110725_034720_000000483105_00004_49156_0986.N1	25-JUL-2011 03:47:20	Bright	48.000	92	53Eps Cyg	2.5000	4500.0	96	49156	No
44	GOM_NL__2PRFIN20110725_034845_000000393105_00004_49156_0987.N1	25-JUL-2011 03:48:45	Bright	39.000	144	18Del Cyg	2.8600	11000.	78	49156	No
45	GOM_NL__2PRFIN20110725_035019_000000433105_00004_49156_0988.N1	25-JUL-2011 03:50:19	Bright	43.000	19	50Alp Cyg	1.2460	10500.	86	49156	No
46	GOM_NL__2PRFIN20110725_035536_000000393105_00004_49156_0989.N1	25-JUL-2011 03:55:36	Bright	38.500	89	5Alp Cep	2.4510	8000.0	77	49156	No
47	GOM_NL__2PRFIN20110725_040527_000000473105_00004_49156_0990.N1	25-JUL-2011 04:05:27	Bright	47.000	110	37Del Cas	2.6780	8900.0	94	49156	No
48	GOM_NL__2PRFIN20110725_041008_000000453105_00004_49156_0991.N1	25-JUL-2011 04:10:08	Bright	44.500	160	23Gam Per	2.9300	4700.0	89	49156	No
49	GOM_NL__2PRFIN20110725_041140_000000463105_00004_49156_0992.N1	25-JUL-2011 04:11:40	Bright	45.500	35	33Alp Per	1.7950	6250.0	91	49156	No
50	GOM_NL__2PRFIN20110725_041320_000000393105_00004_49156_0993.N1	25-JUL-2011 04:13:20	Bright	39.000	6	13Alp Aur	0.080000	3400.0	78	49156	No
51	GOM_NL__2PRFIN20110725_041518_000000433105_00004_49156_0994.N1	25-JUL-2011 04:15:18	Bright	42.500	149	45Eps Per	2.8880	30000.	85	49156	No
52	GOM_NL__2PRFIN20110725_041809_000000493105_00004_49156_0995.N1	25-JUL-2011 04:18:09	Tw_i_and_stray	49.000	150	44Zet Per	2.8900	28000.	98	49156	No
53	GOM_NL__2PRFIN20110725_042102_000000483105_00004_49156_0996.N1	25-JUL-2011 04:21:02	Dark	47.500	146	25Eta Tau	2.8730	15200.	95	49156	No
54	GOM_NL__2PRFIN20110725_042239_000000393105_00004_49156_0997.N1	25-JUL-2011 04:22:39	Dark	39.000	13	87Alp Tau	0.86700	3800.0	78	49156	No
55	GOM_NL__2PRFIN20110725_043252_000000503105_00004_49156_0998.N1	25-JUL-2011 04:32:52	Dark	49.500	165	34Gam Eri	2.9500	3200.0	99	49156	No
56	GOM_NL__2PRFIN20110725_044210_000000463105_00004_49156_0999.N1	25-JUL-2011 04:42:10	Dark	45.500	157	The1Eri	2.9060	9300.0	91	49156	No
57	GOM_NL__2PRFIN20110725_044800_000000433105_00005_49157_0991.N1	25-JUL-2011 04:48:00	Dark	43.000	9	Alp Eri	0.45300	24000.	86	49157	No
58	GOM_NL__2PRFIN20110725_045208_000000553105_00005_49157_0992.N1	25-JUL-2011 04:52:08	Straylight	54.500	84	Alp Phe	2.3970	4500.0	109	49157	No
59	GOM_NL__2PRFIN20110725_045509_000000423105_00005_49157_0993.N1	25-JUL-2011 04:55:09	Straylight	42.000	148	Alp Tuc	2.8780	4100.0	84	49157	No
60	GOM_NL__2PRFIN20110725_045820_000000483105_00005_49157_0994.N1	25-JUL-2011 04:58:20	Straylight	47.500	31	Alp Gru	1.7340	15200.	95	49157	No
61	GOM_NL__2PRFIN20110725_050131_000000473105_00005_49157_0995.N1	25-JUL-2011 05:01:31	Straylight	46.500	172	Gam Gru	3.0030	13100.	93	49157	No
62	GOM_NL__2PRFIN20110725_051813_000000403105_00005_49157_0996.N1	25-JUL-2011 05:18:13	Bright	40.000	11	53Alp Aql	0.76500	8000.0	80	49157	No
63	GOM_NL__2PRFIN20110725_052733_000000483105_00005_49157_0997.N1	25-JUL-2011 05:27:33	Bright	48.000	92	53Eps Cyg	2.5000	4500.0	96	49157	No
64	GOM_NL__2PRFIN20110725_052859_000000403105_00005_49157_0998.N1	25-JUL-2011 05:28:59	Bright	39.500	144	18Del Cyg	2.8600	11000.	79	49157	No
65	GOM_NL__2PRFIN20110725_053033_000000453105_00005_49157_0999.N1	25-JUL-2011 05:30:33	Bright	45.000	19	50Alp Cyg	1.2460	10500.	90	49157	No
66	GOM_NL__2PRFIN20110725_053550_000000423105_00005_49157_1000.N1	25-JUL-2011 05:35:50	Bright	41.500	89	5Alp Cep	2.4510	8000.0	83	49157	No
67	GOM_NL__2PRFIN20110725_054540_000000453105_00005_49157_1001.N1	25-JUL-2011 05:45:40	Bright	45.000	110	37Del Cas	2.6780	8900.0	90	49157	No
68	GOM_NL__2PRFIN20110725_055022_000000453105_00005_49157_1002.N1	25-JUL-2011 05:50:22	Bright	45.000	160	23Gam Per	2.9300	4700.0	90	49157	No
69	GOM_NL__2PRFIN20110725_055154_000000453105_00005_49157_1003.N1	25-JUL-2011 05:51:54	Bright	45.000	35	33Alp Per	1.7950	6250.0	90	49157	No
70	GOM_NL__2PRFIN20110725_055335_000000403105_00005_49157_1004.N1	25-JUL-2011 05:53:35	Bright	40.000	6	13Alp Aur	0.080000	3400.0	80	49157	No
71	GOM_NL__2PRFIN20110725_055532_000000423105_00005_49157_1005.N1	25-JUL-2011 05:55:32	Bright	41.500	149	45Eps Per	2.8880	30000.	83	49157	No
72	GOM_NL__2PRFIN20110725_055823_000000513105_00005_49157_1006.N1	25-JUL-2011 05:58:23	Tw_i_and_stray	51.000	150	44Zet Per	2.8900	28000.	102	49157	No
73	GOM_NL__2PRFIN20110725_060117_000000523105_00005_49157_1007.N1	25-JUL-2011 06:01:17	Dark	52.000	146	25Eta Tau	2.8730	15200.	104	49157	No
74	GOM_NL__2PRFIN20110725_060253_000000503105_00005_49157_1008.N1	25-JUL-2011 06:02:53	Dark	50.000	13	87Alp Tau	0.86700	3800.0	100	49157	No
75	GOM_NL__2PRFIN20110725_061307_000000513105_00005_49157_1009.N1	25-JUL-2011 06:13:07	Dark	50.500	165	34Gam Eri	2.9500	3200.0	101	49157	No
76	GOM_NL__2PRFIN20110725_062225_000000443105_00005_49157_1010.N1	25-JUL-2011 06:22:25	Dark	43.500	157	The1Eri	2.9060	9300.0	87	49157	No
77	GOM_NL__2PRFIN20110725_062815_000000423105_00006_49158_1001.N1	25-JUL-2011 06:28:15	Dark	42.000	9	Alp Eri	0.45300	24000.	84	49158	No
78	GOM_NL__2PRFIN20110725_063223_000000583105_00006_49158_1002.N1	25-JUL-2011 06:32:23	Straylight	58.000	84	Alp Phe	2.3970	4500.0	116	49158	No
79	GOM_NL__2PRFIN20110725_063524_000000413105_00006_49158_1003.N1	25-JUL-2011 06:35:24	Straylight	41.000	148	Alp Tuc	2.8780	4100.0	82	49158	No
80	GOM_NL__2PRFIN20110725_063835_000000473105_00006_49158_1004.N1	25-JUL-2011 06:38:35	Straylight	47.000	31	Alp Gru	1.7340	15200.	94	49158	No
81	GOM_NL__2PRFIN20110725_064146_000000473105_00006_49158_1005.N1	25-JUL-2011 06:41:46	Straylight	46.500	172	Gam Gru	3.0030	13100.	93	49158	No
82	GOM_NL__2PRFIN20110725_065827_000000433105_00006_49158_1006.N1	25-JUL-2011 06:58:27	Bright	42.500	11	53Alp Aql	0.76500	8000.0	85	49158	No
83	GOM_NL__2PRFIN20110725_070747_000000493105_00006_49158_1007.N1	25-JUL-2011 07:07:47	Bright	48.500	92	53Eps Cyg	2.5000	4500.0	97	49158	No
84	GOM_NL__2PRFIN20110725_070913_000000403105_00006_49158_1008.N1	25-JUL-2011 07:09:13	Bright	39.500	144	18Del Cyg	2.8600	11000.	79	49158	No
85	GOM_NL__2PRFIN20110725_071046_000000463105_00006_49158_1009.N1	25-JUL-2011 07:10:46	Bright	46.000	19	50Alp Cyg	1.2460	10500.	92	49158	No
86	GOM_NL__2PRFIN20110725_071603_000000423105_00006_49158_1010.N1	25-JUL-2011 07:16:03	Bright	42.000	89	5Alp Cep	2.4510	8000.0	84	49158	No
87	GOM_NL__2PRFIN20110725_072553_000000463105_00006_49158_1011.N1	25-JUL-2011 07:25:53	Bright	46.000	110	37Del Cas	2.6780	8900.0	92	49158	No
88	GOM_NL__2PRFIN20110725_073036_000000663105_00006_49158_1012.N1	25-JUL-2011 07:30:36	Bright	66.000	160	23Gam Per	2.9300	4700.0	132	49158	No
89	GOM_NL__2PRFIN20110725_073208_000000473105_00006_49158_1013.N1	25-JUL-2011 07:32:08	Bright	47.000	35	33Alp Per	1.7950	6250.0	94	49158	No
90	GOM_NL__2PRFIN20110725_073349_000000403105_00006_49158_1014.N1	25-JUL-2011 07:33:49	Bright	39.500	6	13Alp Aur	0.080000	3400.0	79	49158	No
91	GOM_NL__2PRFIN20110725_073546_000000413105_00006_49158_1015.N1	25-JUL-2011 07:35:46	Bright	41.000	149	45Eps Per	2.8880	30000.	82	49158	No
92	GOM_NL__2PRFIN20110725_073837_000000503105_00006_49158_1016.N1	25-JUL-2011 07:38:37	Tw_i_and_stray	49.500	150	44Zet Per	2.8900	28000.	99	49158	No
93	GOM_NL__2PRFIN20110725_074131_000000523105_00006_49158_1017.N1	25-JUL-2011 07:41:31	Dark	52.000	146	25Eta Tau	2.8730	15200.	104	49158	No
94	GOM_NL__2PRFIN20110725_074307_000000533105_00006_49158_1018.N1	25-JUL-2011 07:43:07	Dark	53.000	13	87Alp Tau	0.86700	3800.0	106	49158	No
95	GOM_NL__2PRFIN20110725_074844_000000413105_00006_49158_1019.N1	25-JUL-2011 07:48:44	Dark	41.000	128	67Bet Eri	2.7840	9700.0	82	49158	No
96	GOM_NL__2PRFIN20110725_075321_000000533105_00006_49158_1020.N1	25-JUL-2011 07:53:21	Dark	53.000	165	34Gam Eri	2.9500	3200.0	106	49158	No
97	GOM_NL__2PRFIN20110725_080240_000000453105_00006_49158_1021.N1	25-JUL-2011 08:02:40	Dark	44.500	157	The1Eri	2.9060	9300.0	89	49158	No
98	GOM_NL__2PRFIN20110725_080829_000000433105_00007_49159_1024.N1	25-JUL-2011 08:08:29	Dark	42.500	9	Alp Eri	0.45300	24000.	85	49159	No
99	GOM_NL__2PRFIN20110725_081238_000000553105_00007_49159_1025.N1	25-JUL-2011 08:12:38	Straylight	54.500	84	Alp Phe	2.3970	4500.0	109	49159	No
100	GOM_NL__2PRFIN20110725_081538_000000433105_00007_49159_1026.N1	25-JUL-2011 08:15:38	Straylight	42.500	148	Alp Tuc	2.8780	4100.0	85	49159	No
101	GOM_NL__2PRFIN20110725_081850_000000463105_00007_49159_1027.N1	25-JUL-2011 08:18:50	Straylight	46.000	31	Alp Gru	1.7340	15200.	92	49159	No

102	GOM_NL__2PRFIN20110725_082200_000000483105_00007_49159_1028.N1	25-JUL-2011 08:22:00	Straylight	48.000	172	Gam Gru	3.0030	13100.	96	49159	No
103	GOM_NL__2PRFIN20110725_083841_000000423105_00007_49159_1029.N1	25-JUL-2011 08:38:41	Bright	42.000	11	53Alp Aql	0.76500	8000.0	84	49159	No
104	GOM_NL__2PRFIN20110725_084800_000000503105_00007_49159_1030.N1	25-JUL-2011 08:48:00	Bright	50.000	92	53Eps Cyg	2.5000	4500.0	100	49159	No
105	GOM_NL__2PRFIN20110725_084926_000000403105_00007_49159_1031.N1	25-JUL-2011 08:49:26	Bright	39.500	144	18Del Cyg	2.8600	11000.	79	49159	No
106	GOM_NL__2PRFIN20110725_085100_000000453105_00007_49159_1032.N1	25-JUL-2011 08:51:00	Bright	44.500	19	50Alp Cyg	1.2460	10500.	89	49159	No
107	GOM_NL__2PRFIN20110725_085617_000000403105_00007_49159_1033.N1	25-JUL-2011 08:56:17	Bright	39.500	89	5Alp Cep	2.4510	8000.0	79	49159	No
108	GOM_NL__2PRFIN20110725_090607_000000463105_00007_49159_1034.N1	25-JUL-2011 09:06:07	Bright	46.000	110	37Del Cas	2.6780	8900.0	92	49159	No
109	GOM_NL__2PRFIN20110725_091050_000000663105_00007_49159_1035.N1	25-JUL-2011 09:10:50	Bright	66.000	160	23Gam Per	2.9300	4700.0	132	49159	No
110	GOM_NL__2PRFIN20110725_091221_000000653105_00007_49159_1036.N1	25-JUL-2011 09:12:21	Bright	65.000	35	33Alp Per	1.7950	6250.0	130	49159	No
111	GOM_NL__2PRFIN20110725_091403_000000393105_00007_49159_1037.N1	25-JUL-2011 09:14:03	Bright	38.500	6	13Alp Aur	0.080000	3400.0	77	49159	No
112	GOM_NL__2PRFIN20110725_091600_000000413105_00007_49159_1038.N1	25-JUL-2011 09:16:00	Bright	41.000	149	45Eps Per	2.8880	30000.	82	49159	No
113	GOM_NL__2PRFIN20110725_091851_000000523105_00007_49159_1039.N1	25-JUL-2011 09:18:51	Tw_i_and_stray	51.500	150	44Zet Per	2.8900	28000.	103	49159	No
114	GOM_NL__2PRFIN20110725_092145_000000513105_00007_49159_1040.N1	25-JUL-2011 09:21:45	Dark	51.000	146	25Eta Tau	2.8730	15200.	102	49159	No
115	GOM_NL__2PRFIN20110725_092322_000000523105_00007_49159_1041.N1	25-JUL-2011 09:23:22	Dark	52.000	13	87Alp Tau	0.86700	3800.0	104	49159	No
116	GOM_NL__2PRFIN20110725_092858_000000413105_00007_49159_1042.N1	25-JUL-2011 09:28:58	Dark	41.000	128	67Bet Eri	2.7840	9700.0	82	49159	No
117	GOM_NL__2PRFIN20110725_093336_000000523105_00007_49159_1043.N1	25-JUL-2011 09:33:36	Dark	52.000	165	34Gam Eri	2.9500	3200.0	104	49159	No
118	GOM_NL__2PRFIN20110725_094254_000000433105_00007_49159_1044.N1	25-JUL-2011 09:42:54	Dark	43.000	157	The1Eri	2.9060	9300.0	86	49159	No
119	GOM_NL__2PRFIN20110725_094844_000000453105_00008_49160_1066.N1	25-JUL-2011 09:48:44	Dark	44.500	9	Alp Eri	0.45300	24000.	89	49160	No
120	GOM_NL__2PRFIN20110725_095253_000000533105_00008_49160_1067.N1	25-JUL-2011 09:52:53	Straylight	53.000	84	Alp Phe	2.3970	4500.0	106	49160	No
121	GOM_NL__2PRFIN20110725_095553_000000413105_00008_49160_1068.N1	25-JUL-2011 09:55:53	Straylight	41.000	148	Alp Tuc	2.8780	4100.0	82	49160	No
122	GOM_NL__2PRFIN20110725_095904_000000463105_00008_49160_1069.N1	25-JUL-2011 09:59:04	Straylight	45.500	31	Alp Gru	1.7340	15200.	91	49160	No
123	GOM_NL__2PRFIN20110725_100215_000000493105_00008_49160_1070.N1	25-JUL-2011 10:02:15	Straylight	48.500	172	Gam Gru	3.0030	13100.	97	49160	No
124	GOM_NL__2PRFIN20110725_101855_000000413105_00008_49160_1071.N1	25-JUL-2011 10:18:55	Bright	40.500	11	53Alp Aql	0.76500	8000.0	81	49160	No
125	GOM_NL__2PRFIN20110725_102813_000000503105_00008_49160_1072.N1	25-JUL-2011 10:28:13	Bright	49.500	92	53Eps Cyg	2.5000	4500.0	99	49160	No
126	GOM_NL__2PRFIN20110725_102940_000000393105_00008_49160_1073.N1	25-JUL-2011 10:29:40	Bright	39.000	144	18Del Cyg	2.8600	11000.	78	49160	No
127	GOM_NL__2PRFIN20110725_103113_000000463105_00008_49160_1074.N1	25-JUL-2011 10:31:13	Bright	45.500	19	50Alp Cyg	1.2460	10500.	91	49160	No
128	GOM_NL__2PRFIN20110725_103630_000000403105_00008_49160_1075.N1	25-JUL-2011 10:36:30	Bright	40.000	89	5Alp Cep	2.4510	8000.0	80	49160	No
129	GOM_NL__2PRFIN20110725_104620_000000443105_00008_49160_1076.N1	25-JUL-2011 10:46:20	Bright	44.000	110	37Del Cas	2.6780	8900.0	88	49160	No
130	GOM_NL__2PRFIN20110725_105103_000000543105_00008_49160_1077.N1	25-JUL-2011 10:51:03	Bright	54.000	160	23Gam Per	2.9300	4700.0	108	49160	No
131	GOM_NL__2PRFIN20110725_105235_000000443105_00008_49160_1078.N1	25-JUL-2011 10:52:35	Bright	44.000	35	33Alp Per	1.7950	6250.0	88	49160	No
132	GOM_NL__2PRFIN20110725_105417_000000403105_00008_49160_1079.N1	25-JUL-2011 10:54:17	Bright	40.000	6	13Alp Aur	0.080000	3400.0	80	49160	No
133	GOM_NL__2PRFIN20110725_105614_000000453105_00008_49160_1080.N1	25-JUL-2011 10:56:14	Bright	44.500	149	45Eps Per	2.8880	30000.	89	49160	No
134	GOM_NL__2PRFIN20110725_105905_000000503105_00008_49160_1081.N1	25-JUL-2011 10:59:05	Tw_i_and_stray	50.000	150	44Zet Per	2.8900	28000.	100	49160	No
135	GOM_NL__2PRFIN20110725_110336_000000493105_00008_49160_1082.N1	25-JUL-2011 11:03:36	Dark	48.500	13	87Alp Tau	0.86700	3800.0	97	49160	No
136	GOM_NL__2PRFIN20110725_110912_000000413105_00008_49160_1083.N1	25-JUL-2011 11:09:12	Dark	41.000	128	67Bet Eri	2.7840	9700.0	82	49160	No
137	GOM_NL__2PRFIN20110725_111351_000000523105_00008_49160_1084.N1	25-JUL-2011 11:13:51	Dark	52.000	165	34Gam Eri	2.9500	3200.0	104	49160	No
138	GOM_NL__2PRFIN20110725_112309_000000443105_00008_49160_1085.N1	25-JUL-2011 11:23:09	Dark	44.000	157	The1Eri	2.9060	9300.0	88	49160	No
139	GOM_NL__2PRFIN20110725_112858_000000443105_00009_49161_1130.N1	25-JUL-2011 11:28:58	Dark	44.000	9	Alp Eri	0.45300	24000.	88	49161	No
140	GOM_NL__2PRFIN20110725_113308_000000563105_00009_49161_1131.N1	25-JUL-2011 11:33:08	Straylight	55.500	84	Alp Phe	2.3970	4500.0	111	49161	No
141	GOM_NL__2PRFIN20110725_113607_000000433105_00009_49161_1132.N1	25-JUL-2011 11:36:07	Straylight	43.000	148	Alp Tuc	2.8780	4100.0	86	49161	No
142	GOM_NL__2PRFIN20110725_113919_000000473105_00009_49161_1133.N1	25-JUL-2011 11:39:19	Straylight	47.000	31	Alp Gru	1.7340	15200.	94	49161	No
143	GOM_NL__2PRFIN20110725_114230_000000473105_00009_49161_1134.N1	25-JUL-2011 11:42:30	Straylight	46.500	172	Gam Gru	3.0030	13100.	93	49161	No
144	GOM_NL__2PRFIN20110725_115909_000000393105_00009_49161_1135.N1	25-JUL-2011 11:59:09	Bright	38.500	11	53Alp Aql	0.76500	8000.0	77	49161	No
145	GOM_NL__2PRFIN20110725_120826_000000453105_00009_49161_1136.N1	25-JUL-2011 12:08:26	Bright	45.000	92	53Eps Cyg	2.5000	4500.0	90	49161	No
146	GOM_NL__2PRFIN20110725_120954_000000403105_00009_49161_1137.N1	25-JUL-2011 12:09:54	Bright	39.500	144	18Del Cyg	2.8600	11000.	79	49161	No
147	GOM_NL__2PRFIN20110725_121126_000000463105_00009_49161_1138.N1	25-JUL-2011 12:11:26	Bright	46.000	19	50Alp Cyg	1.2460	10500.	92	49161	No
148	GOM_NL__2PRFIN20110725_121644_000000423105_00009_49161_1139.N1	25-JUL-2011 12:16:44	Bright	41.500	89	5Alp Cep	2.4510	8000.0	83	49161	No
149	GOM_NL__2PRFIN20110725_122634_000000443105_00009_49161_1140.N1	25-JUL-2011 12:26:34	Bright	44.000	110	37Del Cas	2.6780	8900.0	88	49161	No
150	GOM_NL__2PRFIN20110725_123117_000000583105_00009_49161_1141.N1	25-JUL-2011 12:31:17	Bright	58.000	160	23Gam Per	2.9300	4700.0	116	49161	No
151	GOM_NL__2PRFIN20110725_123249_000000463105_00009_49161_1142.N1	25-JUL-2011 12:32:49	Bright	45.500	35	33Alp Per	1.7950	6250.0	91	49161	No
152	GOM_NL__2PRFIN20110725_123431_000000383105_00009_49161_1143.N1	25-JUL-2011 12:34:31	Bright	37.500	6	13Alp Aur	0.080000	3400.0	75	49161	No
153	GOM_NL__2PRFIN20110725_123628_000000433105_00009_49161_1144.N1	25-JUL-2011 12:36:28	Bright	42.500	149	45Eps Per	2.8880	30000.	85	49161	No
154	GOM_NL__2PRFIN20110725_123920_000000523105_00009_49161_1145.N1	25-JUL-2011 12:39:20	Tw_i_and_stray	52.000	150	44Zet Per	2.8900	28000.	104	49161	No
155	GOM_NL__2PRFIN20110725_124350_000000533105_00009_49161_1146.N1	25-JUL-2011 12:43:50	Dark	52.500	13	87Alp Tau	0.86700	3800.0	105	49161	No
156	GOM_NL__2PRFIN20110725_124927_000000433105_00009_49161_1147.N1	25-JUL-2011 12:49:27	Dark	43.000	128	67Bet Eri	2.7840	9700.0	86	49161	No
157	GOM_NL__2PRFIN20110725_125406_000000503105_00009_49161_1148.N1	25-JUL-2011 12:54:06	Dark	49.500	165	34Gam Eri	2.9500	3200.0	99	49161	No
158	GOM_NL__2PRFIN20110725_130324_000000453105_00009_49161_1149.N1	25-JUL-2011 13:03:24	Dark	45.000	157	The1Eri	2.9060	9300.0	90	49161	No
159	GOM_NL__2PRFIN20110725_130913_000000453105_00010_49162_1165.N1	25-JUL-2011 13:09:13	Dark	45.000	9	Alp Eri	0.45300	24000.	90	49162	No
160	GOM_NL__2PRFIN20110725_131323_000000543105_00010_49162_1166.N1	25-JUL-2011 13:13:23	Straylight	54.000	84	Alp Phe	2.3970	4500.0	108	49162	No

161	GOM_NL__2PRFIN20110725_131621_000000443105_00010_49162_1167.N1	25-JUL-2011 13:16:21	Straylight	44.000	148	Alp Tuc	2.8780	4100.0	88	49162	No
162	GOM_NL__2PRFIN20110725_131933_000000463105_00010_49162_1168.N1	25-JUL-2011 13:19:33	Straylight	45.500	31	Alp Gru	1.7340	15200.	91	49162	No
163	GOM_NL__2PRFIN20110725_132244_000000473105_00010_49162_1169.N1	25-JUL-2011 13:22:44	Straylight	46.500	172	Gam Gru	3.0030	13100.	93	49162	No
164	GOM_NL__2PRFIN20110725_133922_000000413105_00010_49162_1170.N1	25-JUL-2011 13:39:22	Bright	40.500	11	53Alp Aql	0.76500	8000.0	81	49162	No
165	GOM_NL__2PRFIN20110725_134840_000000483105_00010_49162_1171.N1	25-JUL-2011 13:48:40	Bright	48.000	92	53Eps Cyg	2.5000	4500.0	96	49162	No
166	GOM_NL__2PRFIN20110725_135140_000000653105_00010_49162_1172.N1	25-JUL-2011 13:51:40	Bright	65.000	19	50Alp Cyg	1.2460	10500.	130	49162	No
167	GOM_NL__2PRFIN20110725_135657_000000423105_00010_49162_1173.N1	25-JUL-2011 13:56:57	Bright	41.500	89	5Alp Cep	2.4510	8000.0	83	49162	No
168	GOM_NL__2PRFIN20110725_140647_000000423105_00010_49162_1174.N1	25-JUL-2011 14:06:47	Bright	42.000	110	37Del Cas	2.6780	8900.0	84	49162	No
169	GOM_NL__2PRFIN20110725_141131_000000523105_00010_49162_1175.N1	25-JUL-2011 14:11:31	Bright	51.500	160	23Gam Per	2.9300	4700.0	103	49162	No
170	GOM_NL__2PRFIN20110725_141303_000000473105_00010_49162_1176.N1	25-JUL-2011 14:13:03	Bright	46.500	35	33Alp Per	1.7950	6250.0	93	49162	No
171	GOM_NL__2PRFIN20110725_141445_000000393105_00010_49162_1177.N1	25-JUL-2011 14:14:45	Bright	39.000	6	13Alp Aur	0.080000	3400.0	78	49162	No
172	GOM_NL__2PRFIN20110725_141642_000000633105_00010_49162_1178.N1	25-JUL-2011 14:16:42	Bright	63.000	149	45Eps Per	2.8880	30000.	126	49162	No
173	GOM_NL__2PRFIN20110725_141934_000000513105_00010_49162_1179.N1	25-JUL-2011 14:19:34	Tw_i_and_stray	51.000	150	44Zet Per	2.8900	28000.	102	49162	No
174	GOM_NL__2PRFIN20110725_142405_000000523105_00010_49162_1180.N1	25-JUL-2011 14:24:05	Dark	52.000	13	87Alp Tau	0.86700	3800.0	104	49162	No
175	GOM_NL__2PRFIN20110725_142941_000000423105_00010_49162_1181.N1	25-JUL-2011 14:29:41	Dark	41.500	128	67Bet Eri	2.7840	9700.0	83	49162	No
176	GOM_NL__2PRFIN20110725_143420_000000523105_00010_49162_1182.N1	25-JUL-2011 14:34:20	Dark	52.000	165	34Gam Eri	2.9500	3200.0	104	49162	No
177	GOM_NL__2PRFIN20110725_144339_000000463105_00010_49162_1183.N1	25-JUL-2011 14:43:39	Dark	45.500	157	The1Eri	2.9060	9300.0	91	49162	No
178	GOM_NL__2PRFIN20110725_144928_000000463105_00011_49163_1201.N1	25-JUL-2011 14:49:28	Dark	46.000	9	Alp Eri	0.45300	24000.	92	49163	No
179	GOM_NL__2PRFIN20110725_145339_000000543105_00011_49163_1202.N1	25-JUL-2011 14:53:39	Straylight	54.000	84	Alp Phe	2.3970	4500.0	108	49163	No
180	GOM_NL__2PRFIN20110725_145636_000000413105_00011_49163_1203.N1	25-JUL-2011 14:56:36	Straylight	41.000	148	Alp Tuc	2.8780	4100.0	82	49163	No
181	GOM_NL__2PRFIN20110725_145948_000000463105_00011_49163_1204.N1	25-JUL-2011 14:59:48	Straylight	45.500	31	Alp Gru	1.7340	15200.	91	49163	No
182	GOM_NL__2PRFIN20110725_150259_000000473105_00011_49163_1205.N1	25-JUL-2011 15:02:59	Straylight	47.000	172	Gam Gru	3.0030	13100.	94	49163	No
183	GOM_NL__2PRFIN20110725_151936_000000413105_00011_49163_1206.N1	25-JUL-2011 15:19:36	Bright	40.500	11	53Alp Aql	0.76500	8000.0	81	49163	No
184	GOM_NL__2PRFIN20110725_152853_000000463105_00011_49163_1207.N1	25-JUL-2011 15:28:53	Bright	46.000	92	53Eps Cyg	2.5000	4500.0	92	49163	No
185	GOM_NL__2PRFIN20110725_153153_000000433105_00011_49163_1208.N1	25-JUL-2011 15:31:53	Bright	43.000	19	50Alp Cyg	1.2460	10500.	86	49163	No
186	GOM_NL__2PRFIN20110725_153711_000000423105_00011_49163_1209.N1	25-JUL-2011 15:37:11	Bright	41.500	89	5Alp Cep	2.4510	8000.0	83	49163	No
187	GOM_NL__2PRFIN20110725_154700_000000423105_00011_49163_1210.N1	25-JUL-2011 15:47:00	Bright	42.000	110	37Del Cas	2.6780	8900.0	84	49163	No
188	GOM_NL__2PRFIN20110725_155144_000000433105_00011_49163_1211.N1	25-JUL-2011 15:51:44	Bright	43.000	160	23Gam Per	2.9300	4700.0	86	49163	No
189	GOM_NL__2PRFIN20110725_155316_000000453105_00011_49163_1212.N1	25-JUL-2011 15:53:16	Bright	44.500	35	33Alp Per	1.7950	6250.0	89	49163	No
190	GOM_NL__2PRFIN20110725_155459_000000423105_00011_49163_1213.N1	25-JUL-2011 15:54:59	Bright	41.500	6	13Alp Aur	0.080000	3400.0	83	49163	No
191	GOM_NL__2PRFIN20110725_155656_000000473105_00011_49163_1214.N1	25-JUL-2011 15:56:56	Bright	47.000	149	45Eps Per	2.8880	30000.	94	49163	No
192	GOM_NL__2PRFIN20110725_155948_000000483105_00011_49163_1215.N1	25-JUL-2011 15:59:48	Tw_i_and_stray	48.000	150	44Zet Per	2.8900	28000.	96	49163	No
193	GOM_NL__2PRFIN20110725_160419_000000523105_00011_49163_1216.N1	25-JUL-2011 16:04:19	Dark	52.000	13	87Alp Tau	0.86700	3800.0	104	49163	No
194	GOM_NL__2PRFIN20110725_160956_000000413105_00011_49163_1217.N1	25-JUL-2011 16:09:56	Dark	41.000	128	67Bet Eri	2.7840	9700.0	82	49163	No
195	GOM_NL__2PRFIN20110725_161435_000000503105_00011_49163_1218.N1	25-JUL-2011 16:14:35	Dark	49.500	165	34Gam Eri	2.9500	3200.0	99	49163	No
196	GOM_NL__2PRFIN20110725_162354_000000453105_00011_49163_1219.N1	25-JUL-2011 16:23:54	Dark	45.000	157	The1Eri	2.9060	9300.0	90	49163	No
197	GOM_NL__2PRFIN20110725_162942_000000443105_00012_49164_2811.N1	25-JUL-2011 16:29:42	Dark	43.500	9	Alp Eri	0.45300	24000.	87	49164	No
198	GOM_NL__2PRFIN20110725_163354_000000553105_00012_49164_2812.N1	25-JUL-2011 16:33:54	Straylight	54.500	84	Alp Phe	2.3970	4500.0	109	49164	No
199	GOM_NL__2PRFIN20110725_163650_000000443105_00012_49164_2813.N1	25-JUL-2011 16:36:50	Straylight	43.500	148	Alp Tuc	2.8780	4100.0	87	49164	No
200	GOM_NL__2PRFIN20110725_164002_000000453105_00012_49164_2814.N1	25-JUL-2011 16:40:02	Straylight	44.500	31	Alp Gru	1.7340	15200.	89	49164	No
201	GOM_NL__2PRFIN20110725_164313_000000473105_00012_49164_2815.N1	25-JUL-2011 16:43:13	Straylight	46.500	172	Gam Gru	3.0030	13100.	93	49164	No
202	GOM_NL__2PRFIN20110725_165950_000000423105_00012_49164_2816.N1	25-JUL-2011 16:59:50	Bright	42.000	11	53Alp Aql	0.76500	8000.0	84	49164	No
203	GOM_NL__2PRFIN20110725_170906_000000493105_00012_49164_2817.N1	25-JUL-2011 17:09:06	Bright	49.000	92	53Eps Cyg	2.5000	4500.0	98	49164	No
204	GOM_NL__2PRFIN20110725_171207_000000483105_00012_49164_2818.N1	25-JUL-2011 17:12:07	Bright	47.500	19	50Alp Cyg	1.2460	10500.	95	49164	No
205	GOM_NL__2PRFIN20110725_171724_000000413105_00012_49164_2819.N1	25-JUL-2011 17:17:24	Bright	41.000	89	5Alp Cep	2.4510	8000.0	82	49164	No
206	GOM_NL__2PRFIN20110725_172714_000000403105_00012_49164_2820.N1	25-JUL-2011 17:27:14	Bright	40.000	110	37Del Cas	2.6780	8900.0	80	49164	No
207	GOM_NL__2PRFIN20110725_173158_000000663105_00012_49164_2821.N1	25-JUL-2011 17:31:58	Bright	66.000	160	23Gam Per	2.9300	4700.0	132	49164	No
208	GOM_NL__2PRFIN20110725_173330_000000663105_00012_49164_2822.N1	25-JUL-2011 17:33:30	Bright	66.000	35	33Alp Per	1.7950	6250.0	132	49164	No
209	GOM_NL__2PRFIN20110725_173513_000000413105_00012_49164_2823.N1	25-JUL-2011 17:35:13	Bright	41.000	6	13Alp Aur	0.080000	3400.0	82	49164	No
210	GOM_NL__2PRFIN20110725_173710_000000403105_00012_49164_2824.N1	25-JUL-2011 17:37:10	Bright	40.000	149	45Eps Per	2.8880	30000.	80	49164	No
211	GOM_NL__2PRFIN20110725_174002_000000493105_00012_49164_2825.N1	25-JUL-2011 17:40:02	Tw_i_and_stray	49.000	150	44Zet Per	2.8900	28000.	98	49164	No
212	GOM_NL__2PRFIN20110725_174433_000000523105_00012_49164_2826.N1	25-JUL-2011 17:44:33	Dark	52.000	13	87Alp Tau	0.86700	3800.0	104	49164	No
213	GOM_NL__2PRFIN20110725_175010_000000403105_00012_49164_2827.N1	25-JUL-2011 17:50:10	Dark	39.500	128	67Bet Eri	2.7840	9700.0	79	49164	No
214	GOM_NL__2PRFIN20110725_175450_000000523105_00012_49164_2828.N1	25-JUL-2011 17:54:50	Dark	51.500	165	34Gam Eri	2.9500	3200.0	103	49164	No
215	GOM_NL__2PRFIN20110725_180409_000000463105_00012_49164_2829.N1	25-JUL-2011 18:04:09	Dark	45.500	157	The1Eri	2.9060	9300.0	91	49164	No
216	GOM_NL__2PRFIN20110725_180957_000000473105_00013_49165_1272.N1	25-JUL-2011 18:09:57	Dark	47.000	9	Alp Eri	0.45300	24000.	94	49165	No
217	GOM_NL__2PRFIN20110725_181409_000000543105_00013_49165_1273.N1	25-JUL-2011 18:14:09	Straylight	53.500	84	Alp Phe	2.3970	4500.0	107	49165	No
218	GOM_NL__2PRFIN20110725_181705_000000413105_00013_49165_1274.N1	25-JUL-2011 18:17:05	Straylight	41.000	148	Alp Tuc	2.8780	4100.0	82	49165	No
219	GOM_NL__2PRFIN20110725_182017_000000453105_00013_49165_1275.N1	25-JUL-2011 18:20:17	Straylight	44.500	31	Alp Gru	1.7340	15200.	89	49165	No

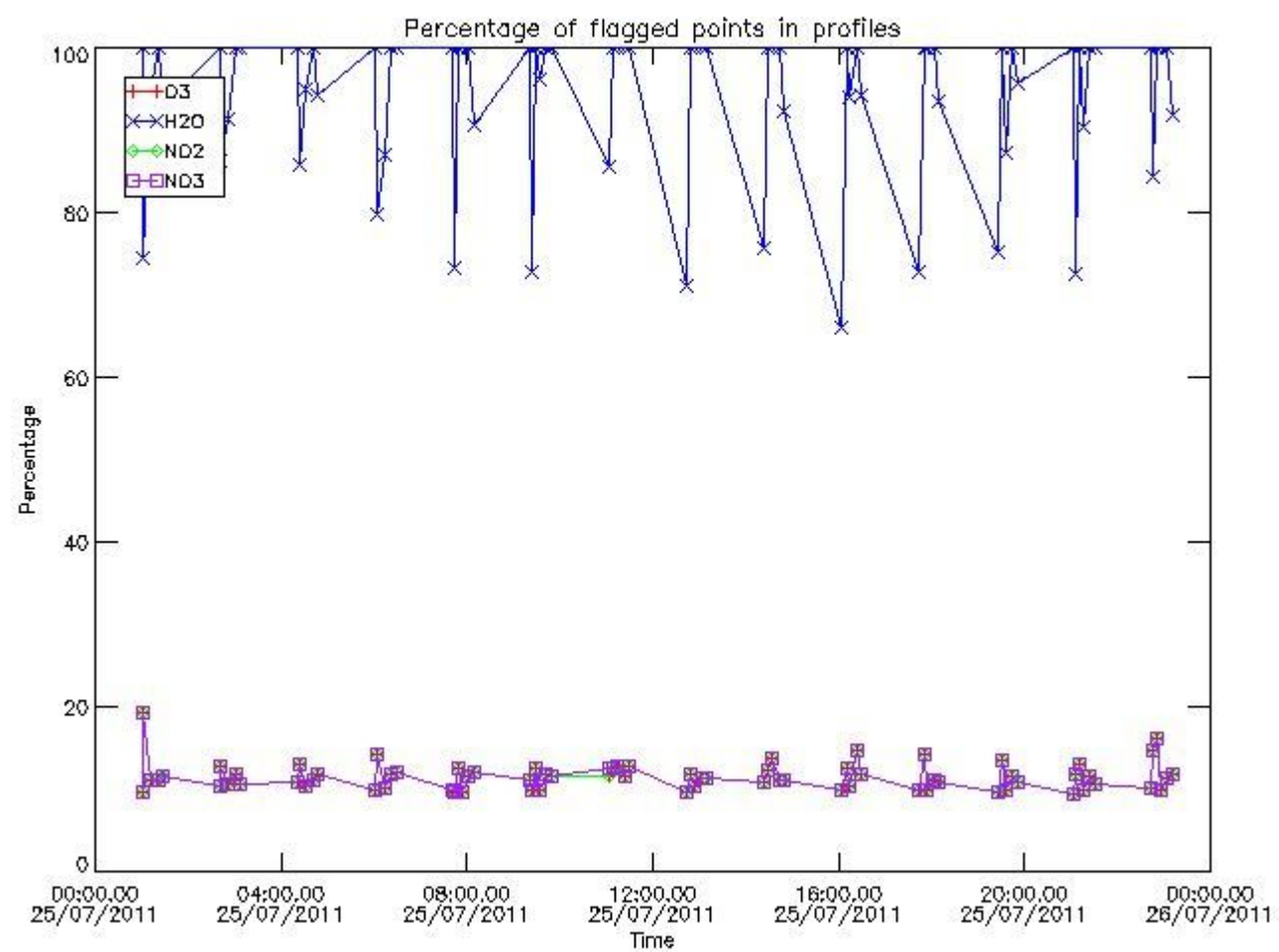
220	GOM_NL__2PRFIN20110725_182328_000000483105_00013_49165_1276.N1	25-JUL-2011 18:23:28	Straylight	48.000	172	Gam Gru	3.0030	13100.	96	49165	No
221	GOM_NL__2PRFIN20110725_184004_000000413105_00013_49165_1277.N1	25-JUL-2011 18:40:04	Bright	40.500	11	53Alp Aql	0.76500	8000.0	81	49165	No
222	GOM_NL__2PRFIN20110725_184920_000000503105_00013_49165_1278.N1	25-JUL-2011 18:49:20	Bright	50.000	92	53Eps Cyg	2.5000	4500.0	100	49165	No
223	GOM_NL__2PRFIN20110725_185220_000000463105_00013_49165_1279.N1	25-JUL-2011 18:52:20	Bright	46.000	19	50Alp Cyg	1.2460	10500.	92	49165	No
224	GOM_NL__2PRFIN20110725_185738_000000423105_00013_49165_1280.N1	25-JUL-2011 18:57:38	Bright	42.000	89	5Alp Cep	2.4510	8000.0	84	49165	No
225	GOM_NL__2PRFIN20110725_190727_000000403105_00013_49165_1281.N1	25-JUL-2011 19:07:27	Bright	40.000	110	37Del Cas	2.6780	8900.0	80	49165	No
226	GOM_NL__2PRFIN20110725_191212_000000653105_00013_49165_1282.N1	25-JUL-2011 19:12:12	Bright	65.000	160	23Gam Per	2.9300	4700.0	130	49165	No
227	GOM_NL__2PRFIN20110725_191344_000000553105_00013_49165_1283.N1	25-JUL-2011 19:13:44	Bright	54.500	35	33Alp Per	1.7950	6250.0	109	49165	No
228	GOM_NL__2PRFIN20110725_191527_000000403105_00013_49165_1284.N1	25-JUL-2011 19:15:27	Bright	39.500	6	13Alp Aur	0.080000	3400.0	79	49165	No
229	GOM_NL__2PRFIN20110725_191724_000000453105_00013_49165_1285.N1	25-JUL-2011 19:17:24	Bright	44.500	149	45Eps Per	2.8880	30000.	89	49165	No
230	GOM_NL__2PRFIN20110725_192016_000000503105_00013_49165_1286.N1	25-JUL-2011 19:20:16	Tw_i_and_stray	50.000	150	44Zet Per	2.8900	28000.	100	49165	No
231	GOM_NL__2PRFIN20110725_192447_000000533105_00013_49165_1287.N1	25-JUL-2011 19:24:47	Dark	53.000	13	87Alp Tau	0.86700	3800.0	106	49165	No
232	GOM_NL__2PRFIN20110725_193024_000000383105_00013_49165_1288.N1	25-JUL-2011 19:30:24	Dark	38.000	128	67Bet Eri	2.7840	9700.0	76	49165	No
233	GOM_NL__2PRFIN20110725_193505_000000523105_00013_49165_1289.N1	25-JUL-2011 19:35:05	Dark	51.500	165	34Gam Eri	2.9500	3200.0	103	49165	No
234	GOM_NL__2PRFIN20110725_194423_000000453105_00013_49165_1290.N1	25-JUL-2011 19:44:23	Dark	44.500	157	The1Eri	2.9060	9300.0	89	49165	No
235	GOM_NL__2PRFIN20110725_195012_000000473105_00014_49166_1370.N1	25-JUL-2011 19:50:12	Dark	46.500	9	Alp Eri	0.45300	24000.	93	49166	No
236	GOM_NL__2PRFIN20110725_195424_000000543105_00014_49166_1371.N1	25-JUL-2011 19:54:24	Straylight	54.000	84	Alp Phe	2.3970	4500.0	108	49166	No
237	GOM_NL__2PRFIN20110725_195719_000000403105_00014_49166_1372.N1	25-JUL-2011 19:57:19	Straylight	39.500	148	Alp Tuc	2.8780	4100.0	79	49166	No
238	GOM_NL__2PRFIN20110725_200032_000000453105_00014_49166_1373.N1	25-JUL-2011 20:00:32	Straylight	44.500	31	Alp Gru	1.7340	15200.	89	49166	No
239	GOM_NL__2PRFIN20110725_200342_000000483105_00014_49166_1374.N1	25-JUL-2011 20:03:42	Straylight	47.500	172	Gam Gru	3.0030	13100.	95	49166	No
240	GOM_NL__2PRFIN20110725_202018_000000423105_00014_49166_1375.N1	25-JUL-2011 20:20:18	Bright	41.500	11	53Alp Aql	0.76500	8000.0	83	49166	No
241	GOM_NL__2PRFIN20110725_202933_000000493105_00014_49166_1376.N1	25-JUL-2011 20:29:33	Bright	49.000	92	53Eps Cyg	2.5000	4500.0	98	49166	No
242	GOM_NL__2PRFIN20110725_203234_000000463105_00014_49166_1377.N1	25-JUL-2011 20:32:34	Bright	46.000	19	50Alp Cyg	1.2460	10500.	92	49166	No
243	GOM_NL__2PRFIN20110725_203751_000000433105_00014_49166_1378.N1	25-JUL-2011 20:37:51	Bright	42.500	89	5Alp Cep	2.4510	8000.0	85	49166	No
244	GOM_NL__2PRFIN20110725_204741_000000383105_00014_49166_1379.N1	25-JUL-2011 20:47:41	Bright	38.000	110	37Del Cas	2.6780	8900.0	76	49166	No
245	GOM_NL__2PRFIN20110725_205225_000000563105_00014_49166_1380.N1	25-JUL-2011 20:52:25	Bright	56.000	160	23Gam Per	2.9300	4700.0	112	49166	No
246	GOM_NL__2PRFIN20110725_205358_000000483105_00014_49166_1381.N1	25-JUL-2011 20:53:58	Bright	48.000	35	33Alp Per	1.7950	6250.0	96	49166	No
247	GOM_NL__2PRFIN20110725_205541_000000423105_00014_49166_1382.N1	25-JUL-2011 20:55:41	Bright	41.500	6	13Alp Aur	0.080000	3400.0	83	49166	No
248	GOM_NL__2PRFIN20110725_205738_000000473105_00014_49166_1383.N1	25-JUL-2011 20:57:38	Bright	47.000	149	45Eps Per	2.8880	30000.	94	49166	No
249	GOM_NL__2PRFIN20110725_210030_000000513105_00014_49166_1384.N1	25-JUL-2011 21:00:30	Tw_i_and_stray	50.500	150	44Zet Per	2.8900	28000.	101	49166	No
250	GOM_NL__2PRFIN20110725_210325_000000543105_00014_49166_1385.N1	25-JUL-2011 21:03:25	Dark	54.000	146	25Eta Tau	2.8730	15200.	108	49166	No
251	GOM_NL__2PRFIN20110725_210502_000000513105_00014_49166_1386.N1	25-JUL-2011 21:05:02	Dark	51.000	13	87Alp Tau	0.86700	3800.0	102	49166	No
252	GOM_NL__2PRFIN20110725_211039_000000403105_00014_49166_1387.N1	25-JUL-2011 21:10:39	Dark	39.500	128	67Bet Eri	2.7840	9700.0	79	49166	No
253	GOM_NL__2PRFIN20110725_211519_000000523105_00014_49166_1388.N1	25-JUL-2011 21:15:19	Dark	52.000	165	34Gam Eri	2.9500	3200.0	104	49166	No
254	GOM_NL__2PRFIN20110725_212438_000000453105_00014_49166_1389.N1	25-JUL-2011 21:24:38	Dark	44.500	157	The1Eri	2.9060	9300.0	89	49166	No
255	GOM_NL__2PRFIN20110725_213026_000000483105_00015_49167_1388.N1	25-JUL-2011 21:30:26	Dark	48.000	9	Alp Eri	0.45300	24000.	96	49167	No
256	GOM_NL__2PRFIN20110725_213439_000000663105_00015_49167_1389.N1	25-JUL-2011 21:34:39	Straylight	65.500	84	Alp Phe	2.3970	4500.0	131	49167	No
257	GOM_NL__2PRFIN20110725_213733_000000413105_00015_49167_1390.N1	25-JUL-2011 21:37:33	Straylight	40.500	148	Alp Tuc	2.8780	4100.0	81	49167	No
258	GOM_NL__2PRFIN20110725_214046_000000453105_00015_49167_1391.N1	25-JUL-2011 21:40:46	Straylight	44.500	31	Alp Gru	1.7340	15200.	89	49167	No
259	GOM_NL__2PRFIN20110725_214357_000000473105_00015_49167_1392.N1	25-JUL-2011 21:43:57	Straylight	47.000	172	Gam Gru	3.0030	13100.	94	49167	No
260	GOM_NL__2PRFIN20110725_220031_000000403105_00015_49167_1393.N1	25-JUL-2011 22:00:31	Bright	40.000	11	53Alp Aql	0.76500	8000.0	80	49167	No
261	GOM_NL__2PRFIN20110725_220946_000000453105_00015_49167_1394.N1	25-JUL-2011 22:09:46	Bright	45.000	92	53Eps Cyg	2.5000	4500.0	90	49167	No
262	GOM_NL__2PRFIN20110725_221247_000000473105_00015_49167_1395.N1	25-JUL-2011 22:12:47	Bright	46.500	19	50Alp Cyg	1.2460	10500.	93	49167	No
263	GOM_NL__2PRFIN20110725_221805_000000423105_00015_49167_1396.N1	25-JUL-2011 22:18:05	Bright	41.500	89	5Alp Cep	2.4510	8000.0	83	49167	No
264	GOM_NL__2PRFIN20110725_222754_000000383105_00015_49167_1397.N1	25-JUL-2011 22:27:54	Bright	38.000	110	37Del Cas	2.6780	8900.0	76	49167	No
265	GOM_NL__2PRFIN20110725_223239_000000463105_00015_49167_1398.N1	25-JUL-2011 22:32:39	Bright	46.000	160	23Gam Per	2.9300	4700.0	92	49167	No
266	GOM_NL__2PRFIN20110725_223412_000000453105_00015_49167_1399.N1	25-JUL-2011 22:34:12	Bright	45.000	35	33Alp Per	1.7950	6250.0	90	49167	No
267	GOM_NL__2PRFIN20110725_223555_000000423105_00015_49167_1400.N1	25-JUL-2011 22:35:55	Bright	41.500	6	13Alp Aur	0.080000	3400.0	83	49167	No
268	GOM_NL__2PRFIN20110725_223752_000000593105_00015_49167_1401.N1	25-JUL-2011 22:37:52	Bright	59.000	149	45Eps Per	2.8880	30000.	118	49167	No
269	GOM_NL__2PRFIN20110725_224044_000000513105_00015_49167_1402.N1	25-JUL-2011 22:40:44	Tw_i_and_stray	50.500	150	44Zet Per	2.8900	28000.	101	49167	No
270	GOM_NL__2PRFIN20110725_224339_000000513105_00015_49167_1403.N1	25-JUL-2011 22:43:39	Dark	50.500	146	25Eta Tau	2.8730	15200.	101	49167	No
271	GOM_NL__2PRFIN20110725_224516_000000493105_00015_49167_1404.N1	25-JUL-2011 22:45:16	Dark	48.500	13	87Alp Tau	0.86700	3800.0	97	49167	No
272	GOM_NL__2PRFIN20110725_225053_000000383105_00015_49167_1405.N1	25-JUL-2011 22:50:53	Dark	38.000	128	67Bet Eri	2.7840	9700.0	76	49167	No
273	GOM_NL__2PRFIN20110725_225534_000000523105_00015_49167_1406.N1	25-JUL-2011 22:55:34	Dark	52.000	165	34Gam Eri	2.9500	3200.0	104	49167	No
274	GOM_NL__2PRFIN20110725_230453_000000453105_00015_49167_1407.N1	25-JUL-2011 23:04:53	Dark	45.000	157	The1Eri	2.9060	9300.0	90	49167	No
275	GOM_NL__2PRFIN20110725_231041_000000443105_00016_49168_1399.N1	25-JUL-2011 23:10:41	Dark	43.500	9	Alp Eri	0.45300	24000.	87	49168	No
276	GOM_NL__2PRFIN20110725_231454_000000553105_00016_49168_1400.N1	25-JUL-2011 23:14:54	Straylight	54.500	84	Alp Phe	2.3970	4500.0	109	49168	No
277	GOM_NL__2PRFIN20110725_231748_000000413105_00016_49168_1401.N1	25-JUL-2011 23:17:48	Straylight	40.500	148	Alp Tuc	2.8780	4100.0	81	49168	No
278	GOM_NL__2PRFIN20110725_232101_000000433105_00016_49168_1402.N1	25-JUL-2011 23:21:01	Straylight	43.000	31	Alp Gru	1.7340	15200.	86	49168	No

279	GOM_NL__2PRFIN20110725_232411_000000483105_00016_49168_1403.N1	25-JUL-2011 23:24:11	Straylight	48.000	172	Gam Gru	3.0030	13100.	96	49168	No
280	GOM_NL__2PRFIN20110725_234045_000000393105_00016_49168_1404.N1	25-JUL-2011 23:40:45	Bright	38.500	11	53Alp Aql	0.76500	8000.0	77	49168	No
281	GOM_NL__2PRFIN20110725_234959_000000493105_00016_49168_1405.N1	25-JUL-2011 23:49:59	Bright	48.500	92	53Eps Cyg	2.5000	4500.0	97	49168	No
282	GOM_NL__2PRFIN20110725_235300_000000423105_00016_49168_1406.N1	25-JUL-2011 23:53:00	Bright	42.000	19	50Alp Cyg	1.2460	10500.	84	49168	No
283	GOM_NL__2PRFIN20110725_235818_000000433105_00016_49168_1407.N1	25-JUL-2011 23:58:18	Bright	42.500	89	5Alp Cep	2.4510	8000.0	85	49168	No

3. Quality information per product

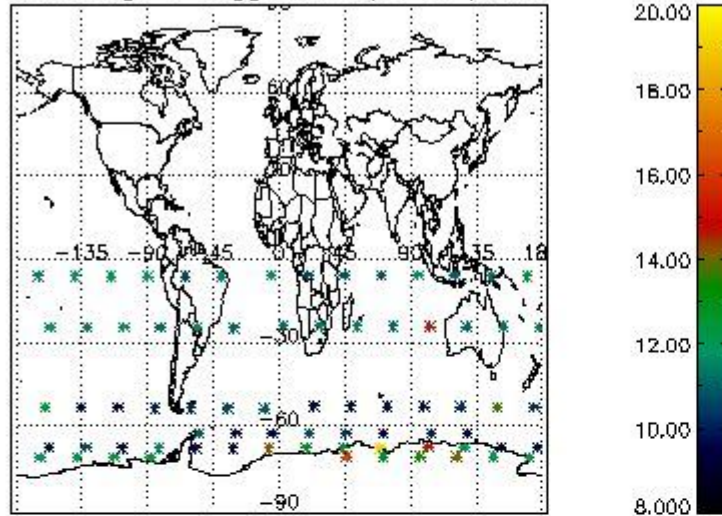
In this section it is plotted some information contained in the Quality Summary data set of the level 2 products. Only products in dark limb conditions and without errors (error flag in the MPH set to "0") are used.

3.1 Plot quality information per product (time dependant)

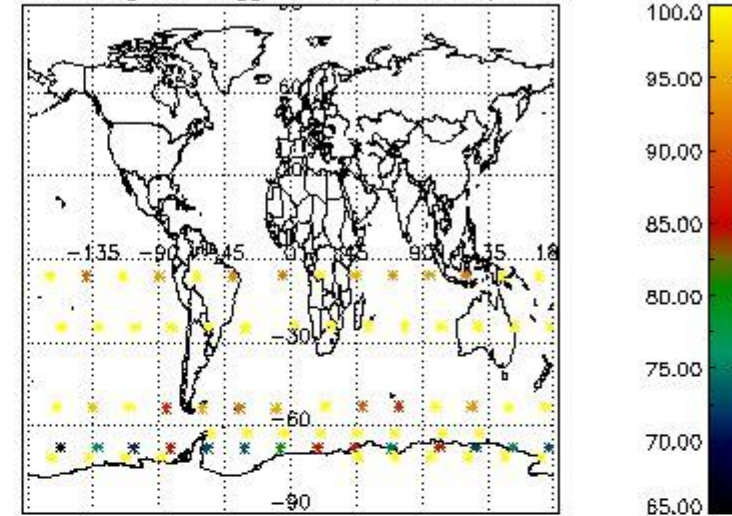


3.2 Plot quality information per product (world map)

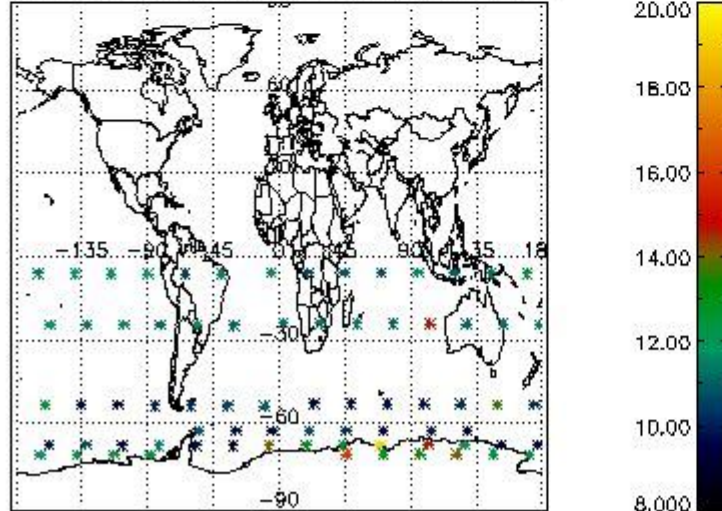
Percentage of flagged data per O3 profile



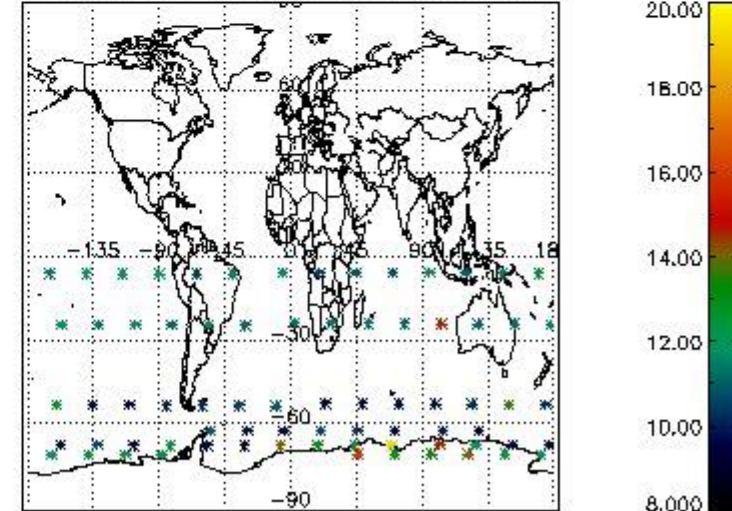
Percentage of flagged data per H2O profile



Percentage of flagged data per NO2 profile



Percentage of flagged data per NO3 profile

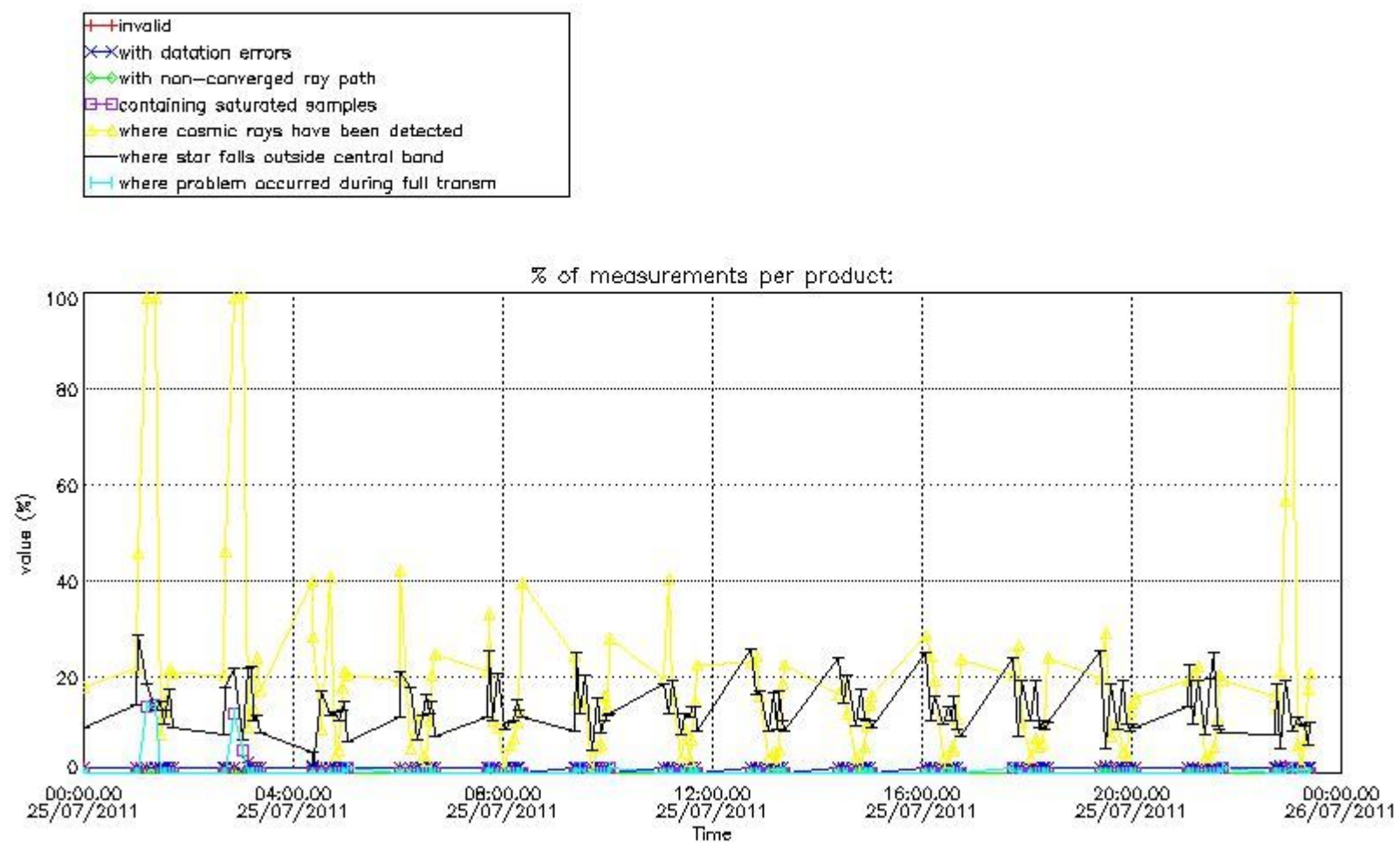


4. Level 1 quality information per product

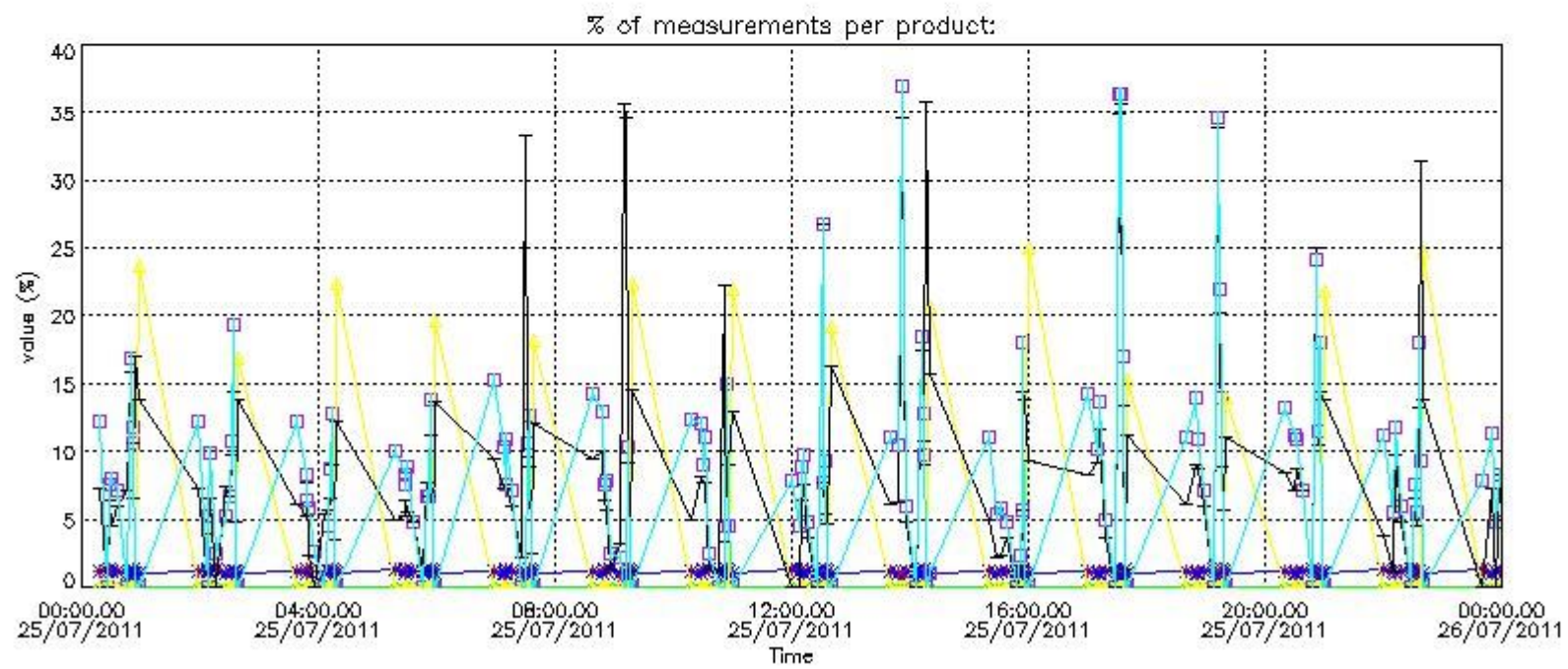
In this section it is plotted some information contained in the Quality Summary data set of the level 2 products that comes from the level 1b processing. Products without errors (error flag in the MPH set to "0") are used.

4.1 Plot quality information per product (time dependant) coming from level 1b processing

4.1.1 Plot level 1 quality information per product (time dependant): ENVISAT ASCENDING passes



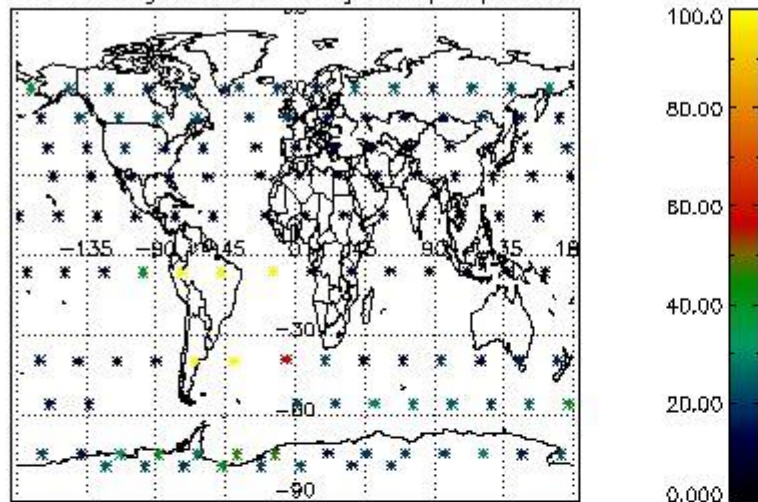
4.1.2 Plot level 1 quality information per product (time dependant): ENVI SAT DESCENDING passes



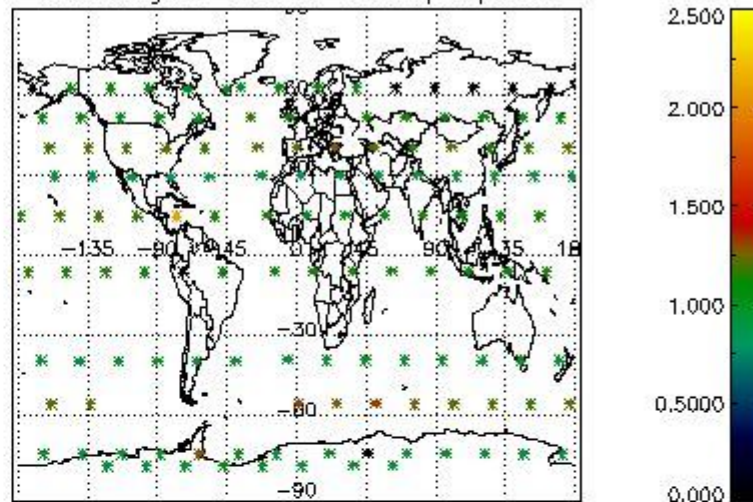
4.2 Plot quality information per product coming from level 1b processing (world map)

4.2.1 Plot level 1 quality information per product (world map): ENVISAT ASCENDING passes

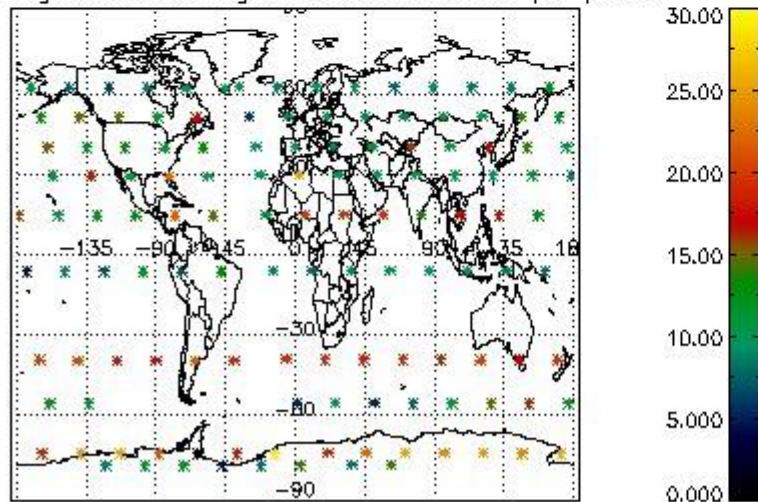
Percentage of cosmic ray hits per profile



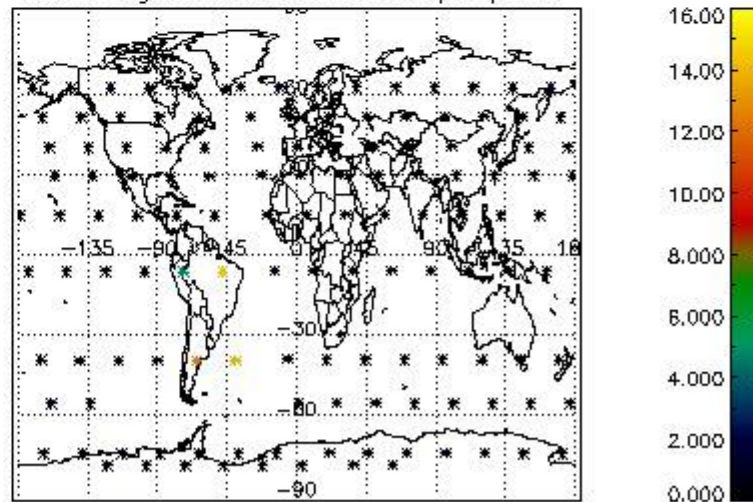
Percentage of datation errors per profile



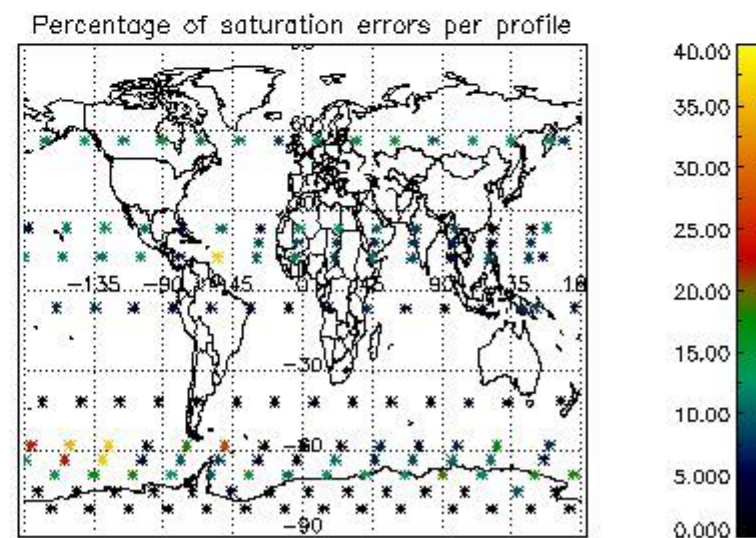
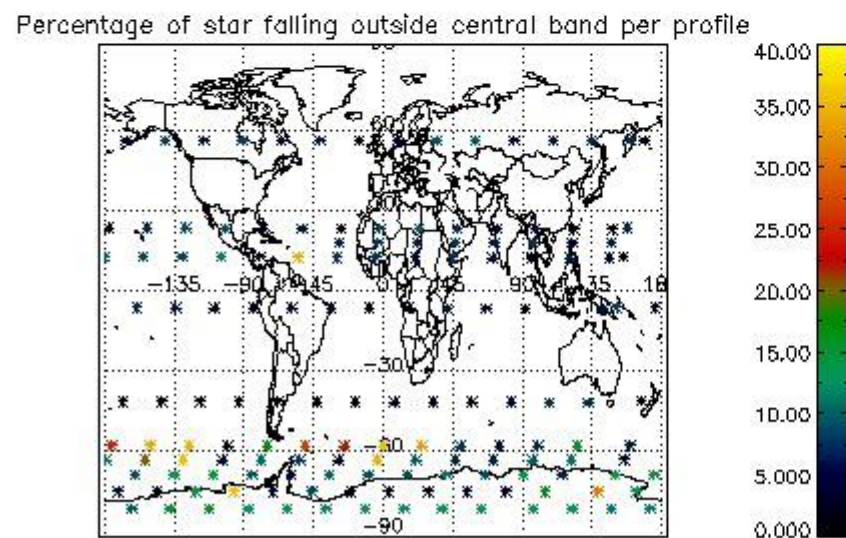
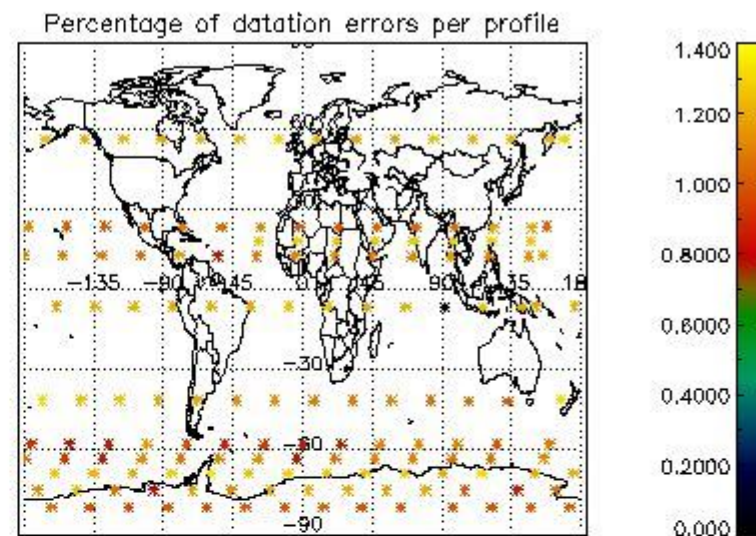
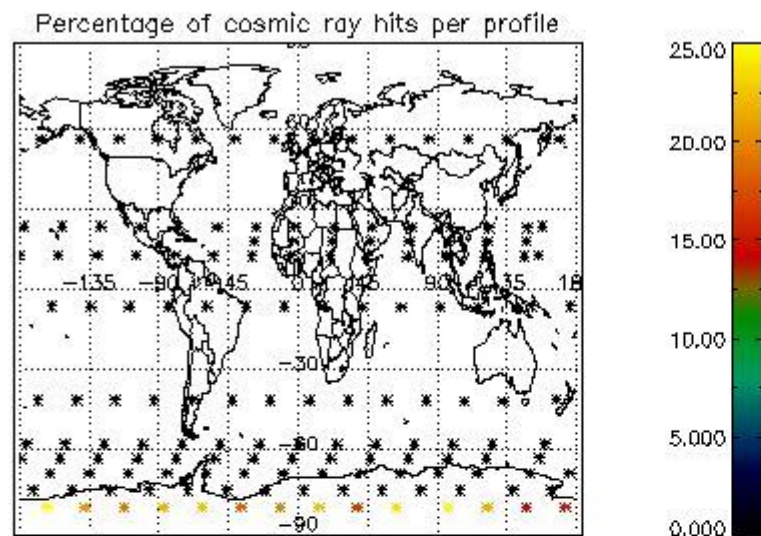
Percentage of star falling outside central band per profile



Percentage of saturation errors per profile



4.2.2 Plot level 1 quality information per product (world map): ENVISAT DESCENDING passes



5. Trace gas profiles

5.1 Ozone statistics based on quality of products

The final quality of the products can be "measured" using the STD (Standard Deviation) attached to every point profile. This information is written to the parameter GOM_NL__2P/NL_LOCAL_SPECIES_DENSITY/o3_std of the level 2 products. The table below shows the statistics for given STD ranges.

The statistics are given with respect to the overall valid production:

- Products without fatal errors: GOM_NL__2P/MPH/PRODUCT_ERR=0
- Valid point profile: GOM_NL__2P/NL_LOCAL_SPECIES_DENSITY/pcd(0)=0

The 'Criteria' is applied to valid points of dark limb products:

- Products in dark limb illumination condition: GOM_NL__2P/NL_SUMMARY_QUALITY/obs_ill_cond=0
- Products without fatal errors: GOM_NL__2P/MPH/PRODUCT_ERR=0
- Valid point profile: GOM_NL__2P/NL_LOCAL_SPECIES_DENSITY/pcd(0)=0

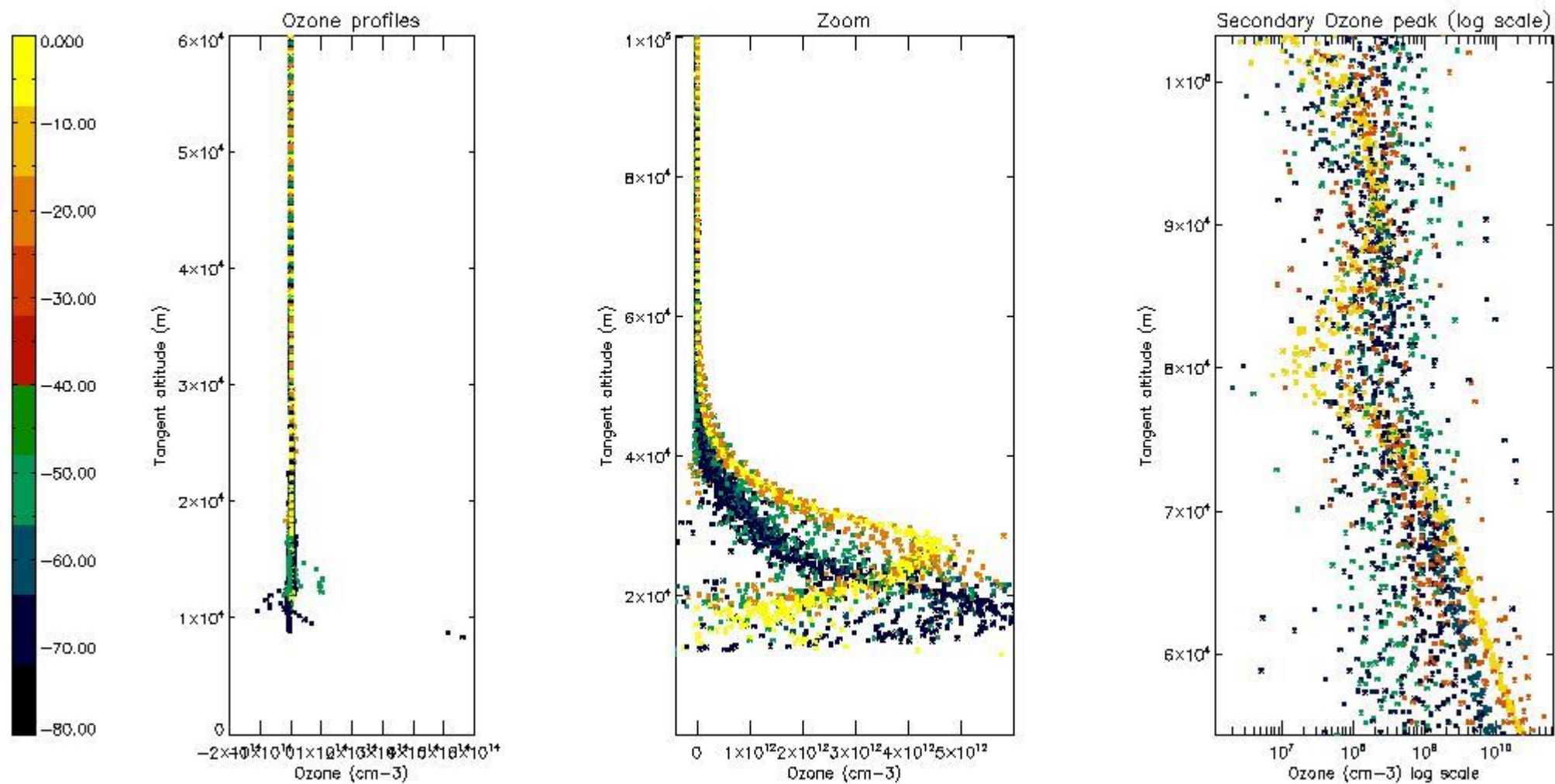
So, the table below shows the percentage of dark limb and valid observations for each criteria with respect to the overall valid daily observations.

Criteria	% of total production
All STD	27
STD < 20	10

STD < 10	6
STD < 5	3

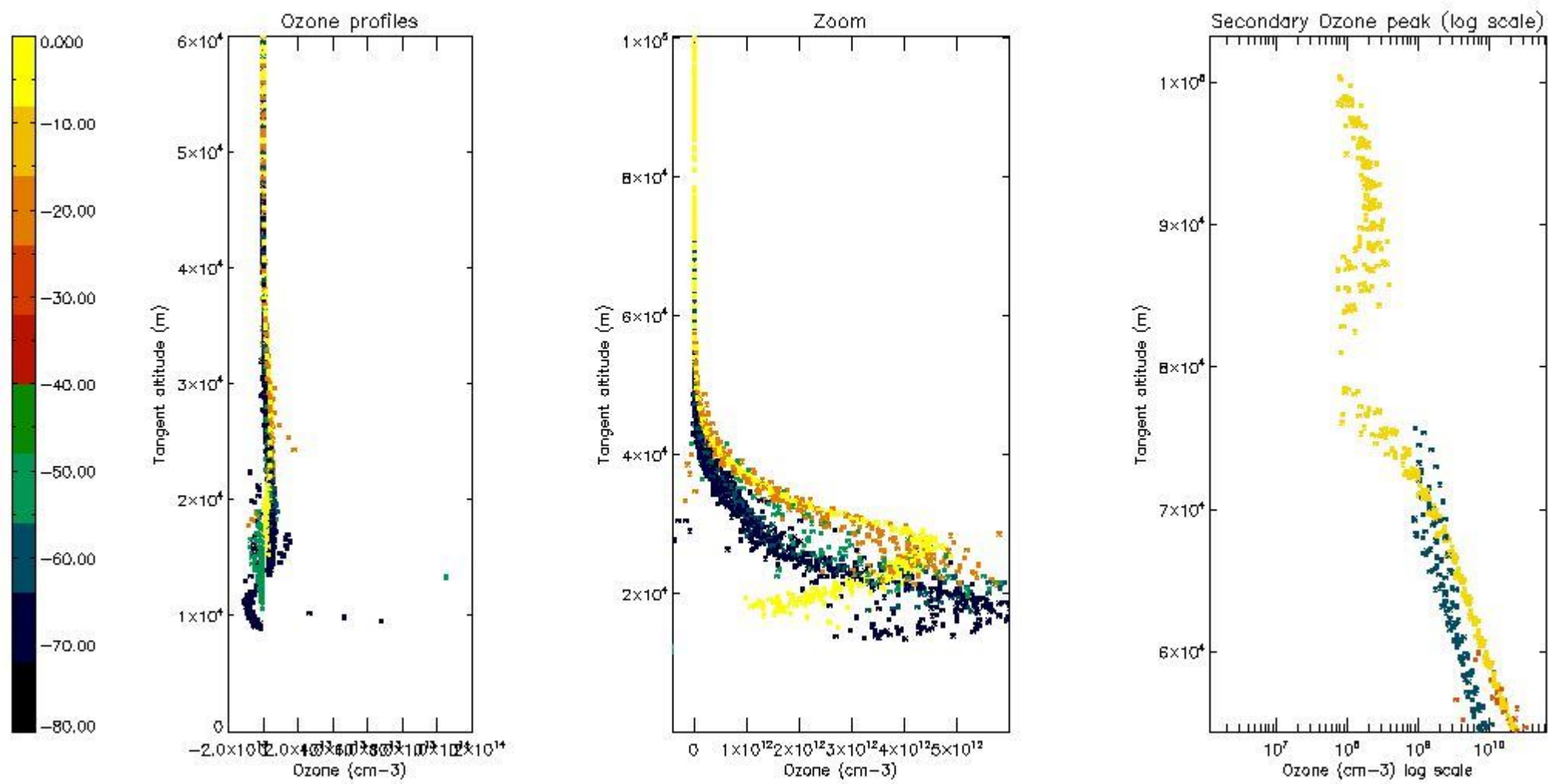
5.2 Plot ozone profiles for all STD (dark without errors)

The colorbar represents the latitude.



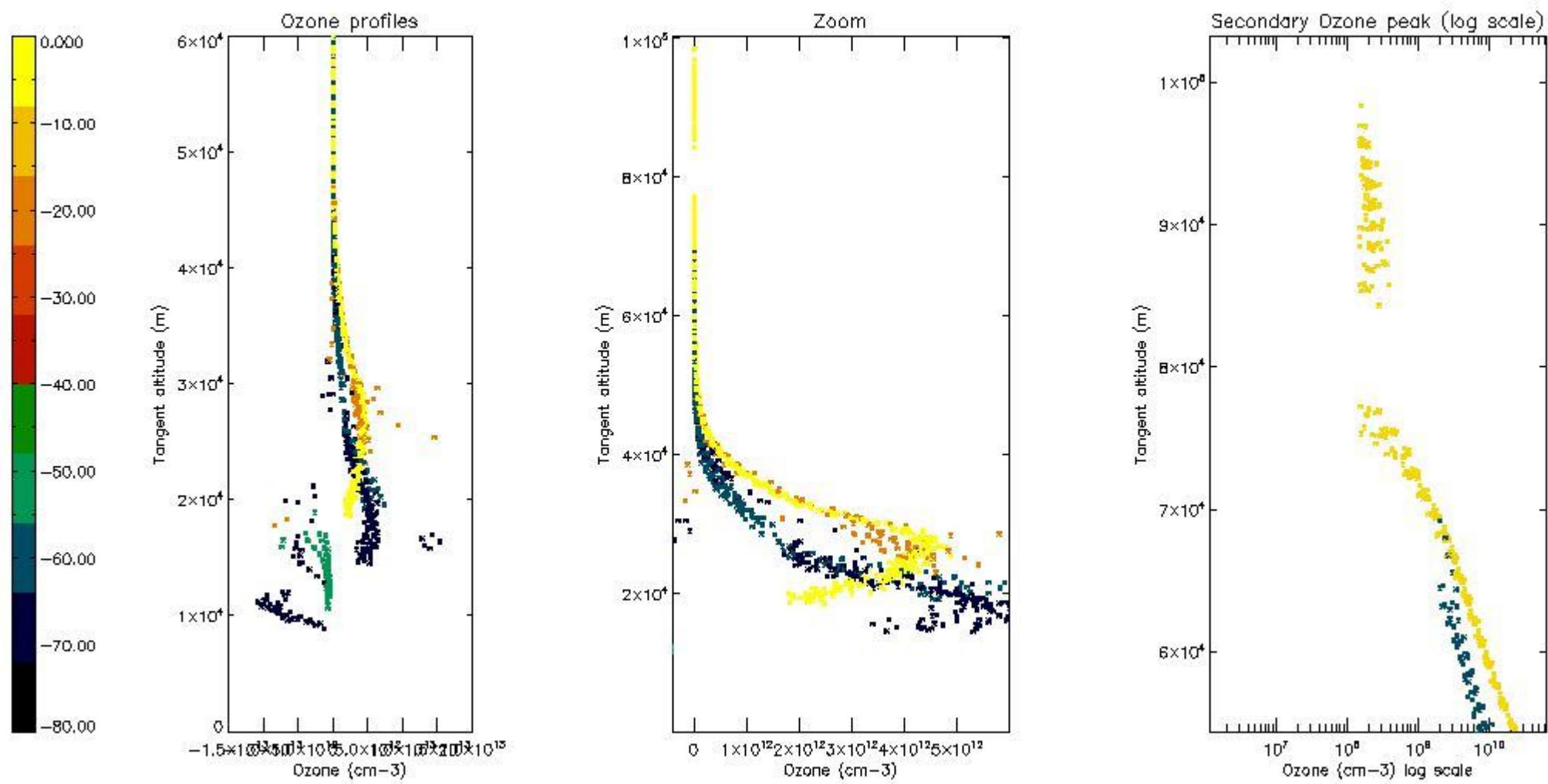
5.3 Plot ozone profiles where STD < 20% (dark without errors)

The colorbar represents the latitude.



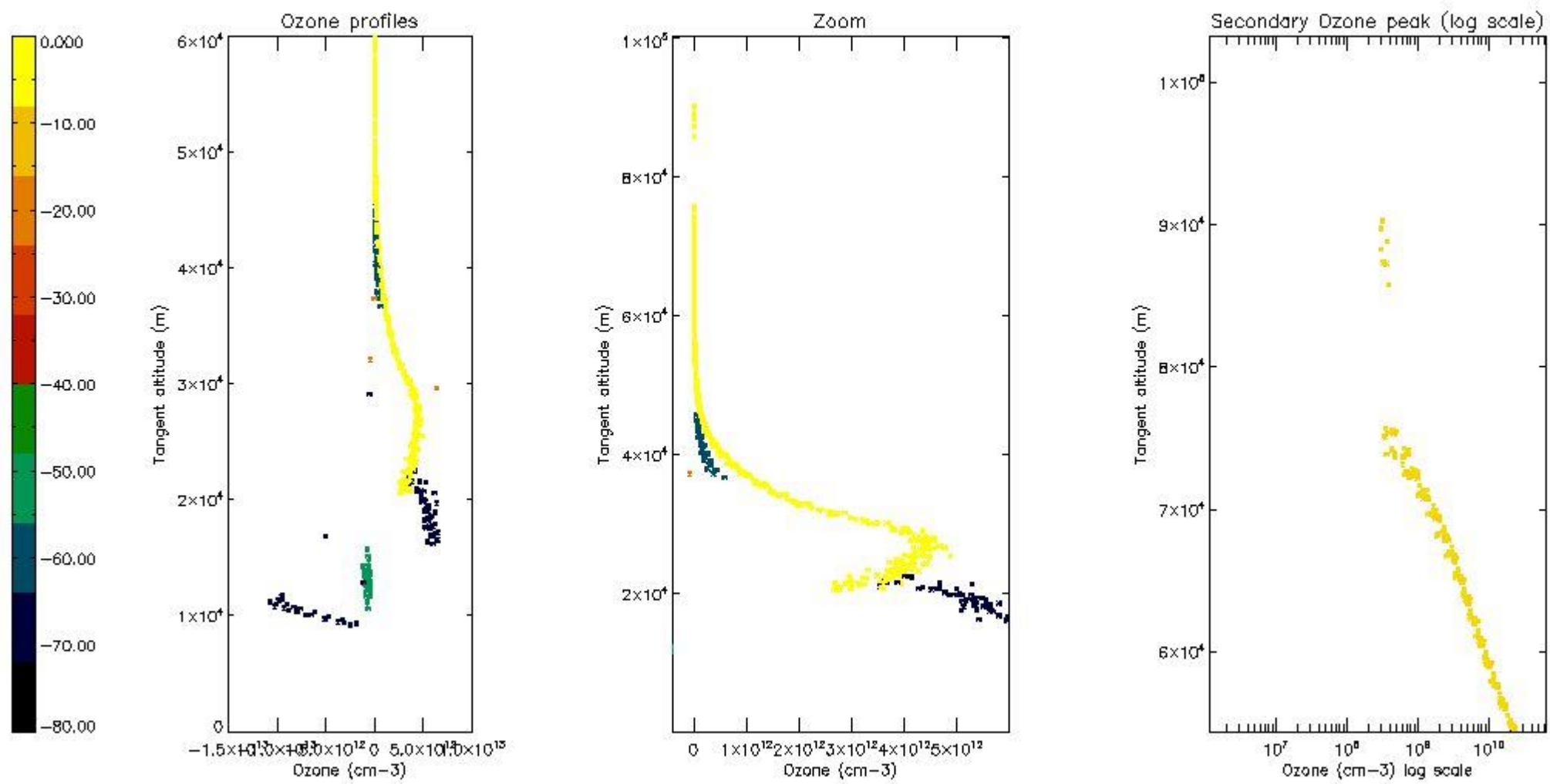
5.4 Plot ozone profiles where STD < 10% (dark without errors)

The colorbar represents the latitude.



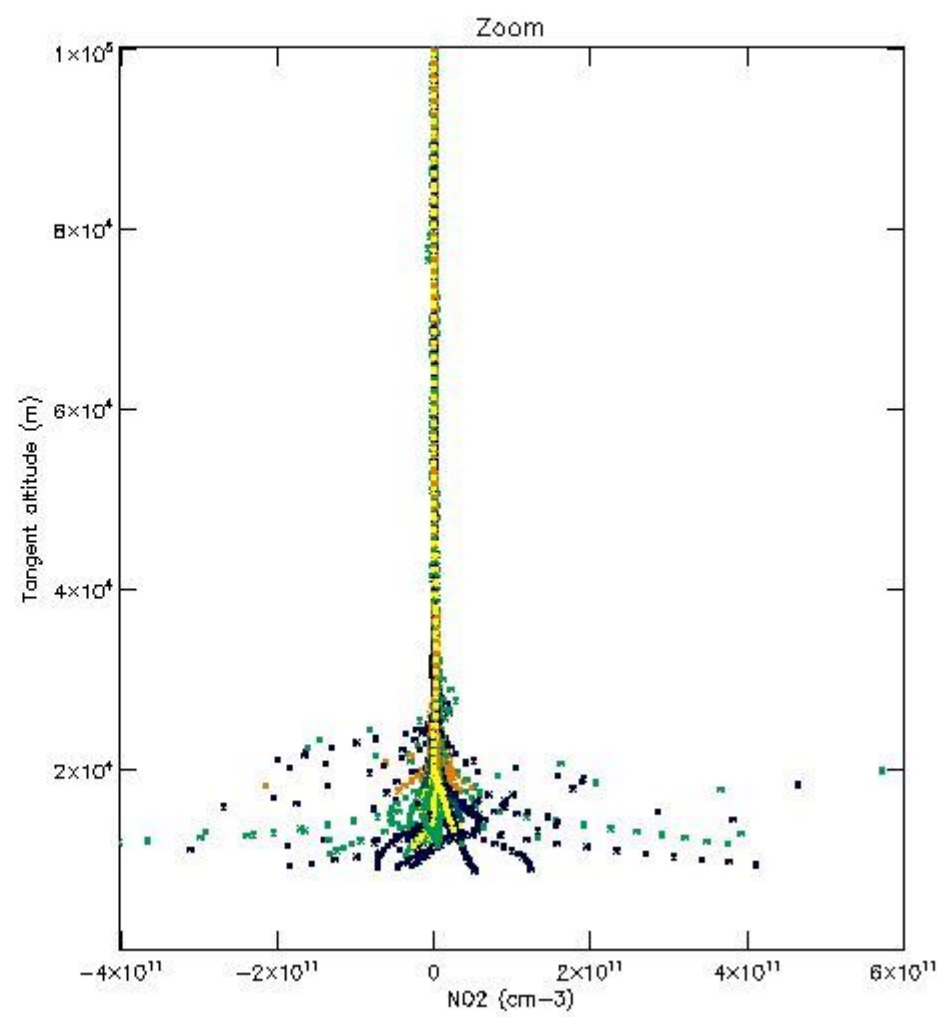
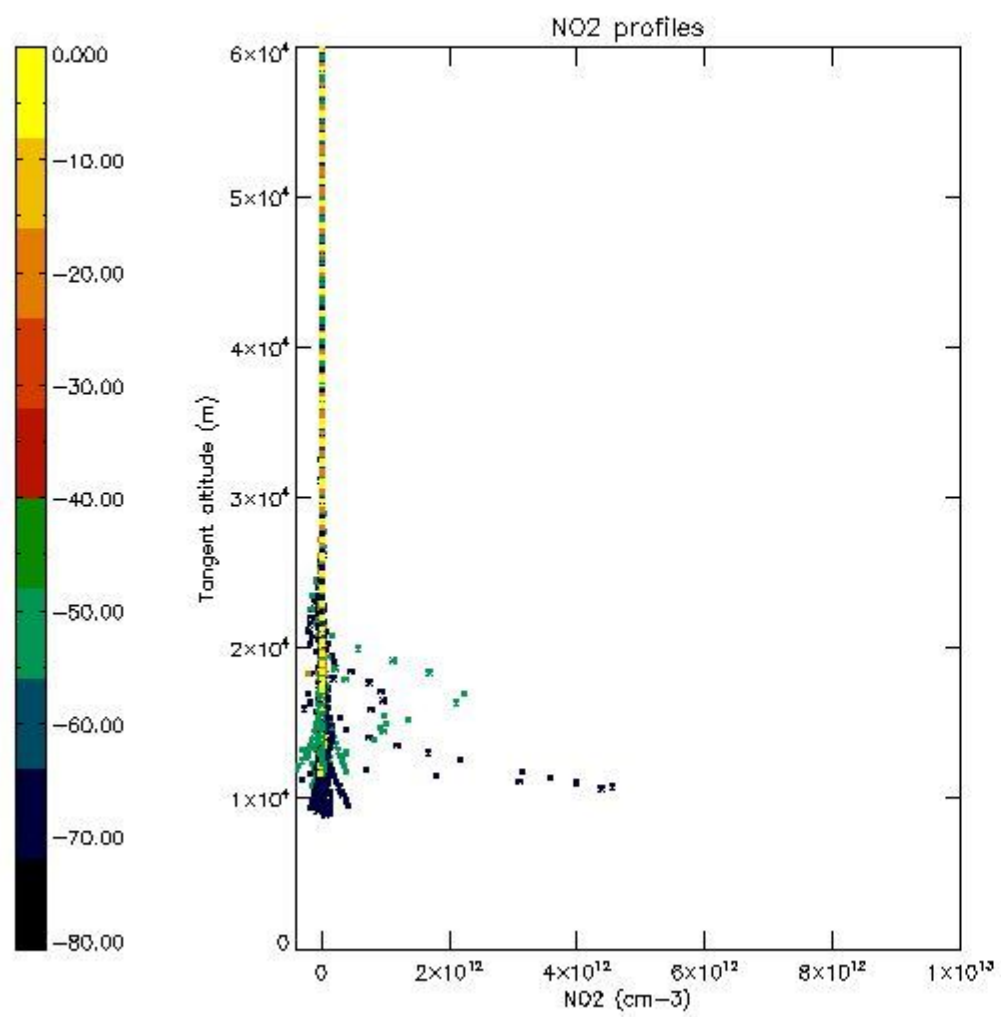
5.5 Plot ozone profiles where STD < 5% (dark without errors)

The colorbar represents the latitude.



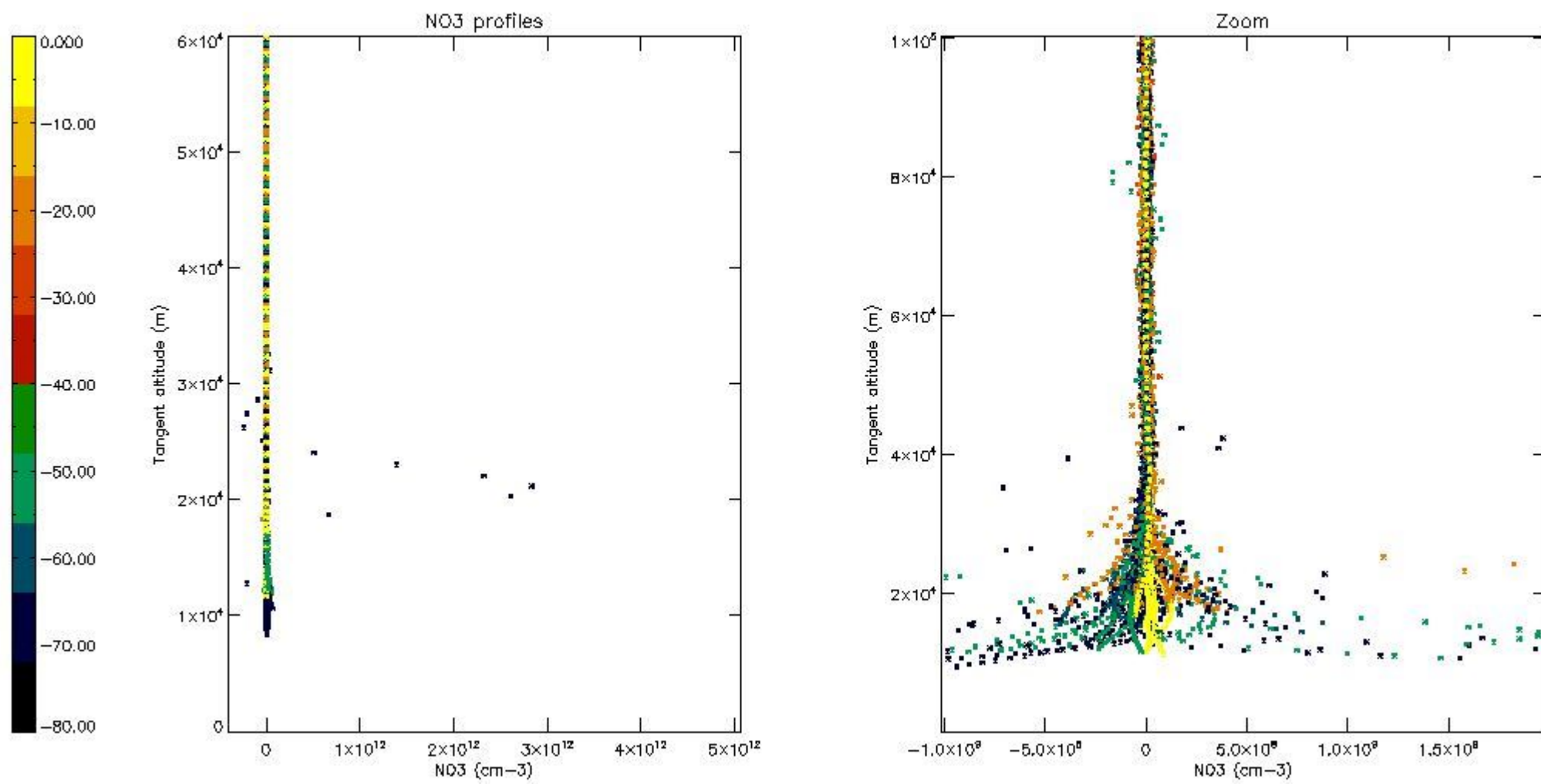
5.6 Plot NO₂ profiles for all STD (dark without errors)

The colorbar represents the latitude.



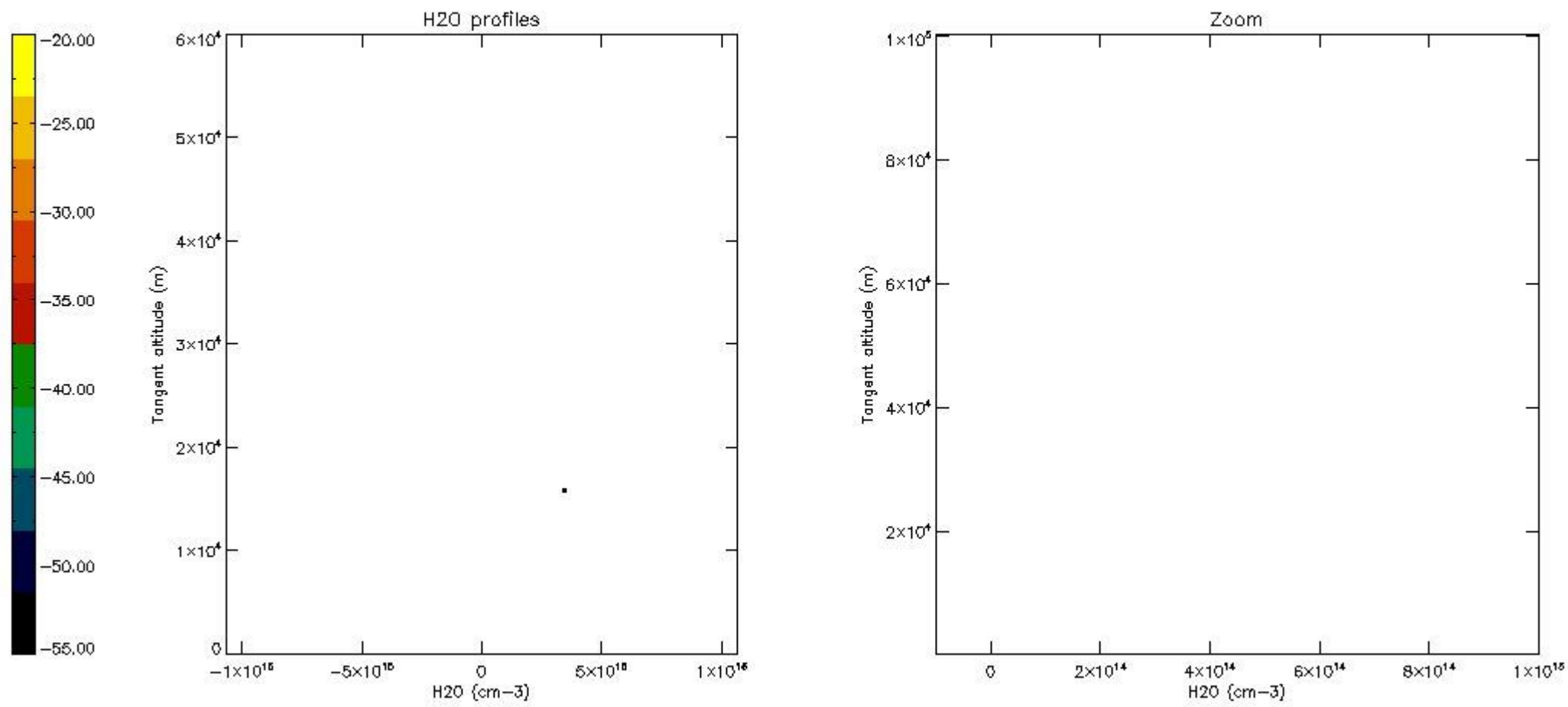
5.7 Plot NO3 profiles for all STD (dark without errors)

The colorbar represents the latitude.



5.8 Plot H2O profiles for all STD (only for occultations of stars 1,2,3,4,13,14,16,26,63 dark without errors)

The colorbar represents the latitude.



6. Auxiliary Data Files used for the production reported in section 2

The number reported in the third column indicates since which file (see list in section 2) the corresponding auxiliary file has been used. The fourth column is the date of those product files.

Type	Auxiliary Filename	Used since product	Used since product date
INST_PHYS_CHARACTERISTICS	GOM_INS_AXVIEC20091111_143220_20030716_120000_20500101_000000	1	25-JUL-2011 00:00:48
LEVEL-2_PROC_CONFIG	GOM_PR2_AXVIEC20091111_152718_20020301_000000_20500101_000000	1	25-JUL-2011 00:00:48
CROSS_SECTIONS_FILE	GOM_CRS_AXVIEC20091111_154832_20020301_000000_20500101_000000	1	25-JUL-2011 00:00:48

GOMOS Level 2 Daily Report

SUMMARY

[1. General Info](#)

[2. Summary of processed GOM_NL_2P products](#)

[3. Level 2 Quality information per product](#)

[3.1 Plot of level 2 quality information per product \(time dependant\)](#)

[3.2 Plot of level 2 quality information per product \(world map\)](#)

[4. Level 1 Quality information per product \(stored on level 2 products\)](#)

[4.1 Plot of level 1 quality information per product \(time dependant\)](#)

[4.1.1 Plot of level 1 quality information per product \(time dependant\): ASCENDING](#)

[4.1.2 Plot of level 1 quality information per product \(time dependant\): DESCENDING](#)

[4.2 Plot of level 1 quality information per product \(world map\)](#)

[4.2.1 Plot of level 1 quality information per product \(world map\): ASCENDING](#)

[4.2.2 Plot of level 1 quality information per product \(world map\): DESCENDING](#)

[5. Ozone profiles based on quality statistics and other trace gas profiles](#)

[5.1 Ozone statistics based on quality of products](#)

[5.2 Plot ozone profiles for all STD \(dark without errors\)](#)

[5.3 Plot ozone profiles where STD < 20% \(dark without errors\)](#)

[5.4. Plot ozone profiles where STD < 10% \(dark without errors\)](#)

[5.5. Plot ozone profiles where STD < 5% \(dark without errors\)](#)

[5.6 Plot NO2 profiles for all STD \(dark without errors\)](#)

[5.7 Plot NO3 profiles for all STD \(dark without errors\)](#)

[5.8 Plot H2O profiles \(only for occultations of stars 1,2,3,4,13,14,16,26,63 dark without errors\) for all STD](#)

[6. Auxiliary Data Files used for the production reported in section 2](#)

This report presents the daily analysis on parameters extracted from GOMOS level 2 data (GOM_NL__2P). It is intended to monitor some important parameters that will impact the quality of these products. A list of level 2 products (and content) that have arrived during the reporting day to the PCF is also given.

Item	Value
Time of report generation	24APR2013 16:08:38
Data source version	GOMOS/6.01
Start time of products	25-07-2011 (25JUL2011 00:00:00)
Stop time of products	26-07-2011 (26JUL2011 00:00:00)
Store outputs in DB	Yes
Nb of level 2 prods	283
Nb of prods with errors	0

2. Summary of processed GOM_NL__2P products.

Nr	Filename	UTC Start time	Limb	Duration	Star Id	Star Name	Star Mag	Star Temp	Nb Meas	Orbit	Prod. error
1	GOM_NL__2PRFIN20110725_000048_00000483105_00002_49154_1029.N1	25-JUL-2011 00:00:48	Straylight	48.000	172	Gam Gru	3.0030	13100.	96	49154	No
2	GOM_NL__2PRFIN20110725_001732_00000413105_00002_49154_1030.N1	25-JUL-2011 00:17:32	Bright	41.000	11	53Alp Aql	0.76500	8000.0	82	49154	No
3	GOM_NL__2PRFIN20110725_002653_00000423105_00002_49154_1031.N1	25-JUL-2011 00:26:53	Bright	42.000	92	53Eps Cyg	2.5000	4500.0	84	49154	No
4	GOM_NL__2PRFIN20110725_002818_00000403105_00002_49154_1032.N1	25-JUL-2011 00:28:18	Bright	39.500	144	18Del Cyg	2.8600	11000.	79	49154	No
5	GOM_NL__2PRFIN20110725_002953_00000443105_00002_49154_1033.N1	25-JUL-2011 00:29:53	Bright	44.000	19	50Alp Cyg	1.2460	10500.	88	49154	No
6	GOM_NL__2PRFIN20110725_003509_00000423105_00002_49154_1034.N1	25-JUL-2011 00:35:09	Bright	42.000	89	5Alp Cep	2.4510	8000.0	84	49154	No
7	GOM_NL__2PRFIN20110725_004500_00000493105_00002_49154_1035.N1	25-JUL-2011 00:45:00	Bright	49.000	110	37Del Cas	2.6780	8900.0	98	49154	No
8	GOM_NL__2PRFIN20110725_004941_00000513105_00002_49154_1036.N1	25-JUL-2011 00:49:41	Bright	50.500	160	23Gam Per	2.9300	4700.0	101	49154	No
9	GOM_NL__2PRFIN20110725_005113_00000473105_00002_49154_1037.N1	25-JUL-2011 00:51:13	Bright	47.000	35	33Alp Per	1.7950	6250.0	94	49154	No
10	GOM_NL__2PRFIN20110725_005252_00000383105_00002_49154_1038.N1	25-JUL-2011 00:52:52	Bright	38.000	6	13Alp Aur	0.080000	3400.0	76	49154	No
11	GOM_NL__2PRFIN20110725_005450_00000503105_00002_49154_1039.N1	25-JUL-2011 00:54:50	Bright	50.000	149	45Eps Per	2.8880	30000.	100	49154	No
12	GOM_NL__2PRFIN20110725_005741_00000513105_00002_49154_1040.N1	25-JUL-2011 00:57:41	Tw_i_and_stray	50.500	150	44Zet Per	2.8900	28000.	101	49154	No
13	GOM_NL__2PRFIN20110725_010034_00000533105_00002_49154_1041.N1	25-JUL-2011 01:00:34	Dark	53.000	146	25Eta Tau	2.8730	15200.	106	49154	No
14	GOM_NL__2PRFIN20110725_010210_00000563105_00002_49154_1042.N1	25-JUL-2011 01:02:10	Dark	55.500	13	87Alp Tau	0.86700	3800.0	111	49154	No
15	GOM_NL__2PRFIN20110725_011222_00000513105_00002_49154_1043.N1	25-JUL-2011 01:12:22	Dark	51.000	165	34Gam Eri	2.9500	3200.0	102	49154	No
16	GOM_NL__2PRFIN20110725_012140_00000463105_00002_49154_1044.N1	25-JUL-2011 01:21:40	Dark	45.500	157	The1Eri	2.9060	9300.0	91	49154	No
17	GOM_NL__2PRFIN20110725_012730_00000443105_00003_49155_0962.N1	25-JUL-2011 01:27:30	Dark	44.000	9	Alp Eri	0.45300	24000.	88	49155	No
18	GOM_NL__2PRFIN20110725_013138_00000553105_00003_49155_0963.N1	25-JUL-2011 01:31:38	Straylight	54.500	84	Alp Phe	2.3970	4500.0	109	49155	No
19	GOM_NL__2PRFIN20110725_013440_00000433105_00003_49155_0964.N1	25-JUL-2011 01:34:40	Straylight	42.500	148	Alp Tuc	2.8780	4100.0	85	49155	No
20	GOM_NL__2PRFIN20110725_013751_00000493105_00003_49155_0965.N1	25-JUL-2011 01:37:51	Straylight	49.000	31	Alp Gru	1.7340	15200.	98	49155	No
21	GOM_NL__2PRFIN20110725_014102_00000483105_00003_49155_0966.N1	25-JUL-2011 01:41:02	Straylight	48.000	172	Gam Gru	3.0030	13100.	96	49155	No
22	GOM_NL__2PRFIN20110725_015745_00000413105_00003_49155_0967.N1	25-JUL-2011 01:57:45	Bright	41.000	11	53Alp Aql	0.76500	8000.0	82	49155	No
23	GOM_NL__2PRFIN20110725_020707_00000423105_00003_49155_0968.N1	25-JUL-2011 02:07:07	Bright	42.000	92	53Eps Cyg	2.5000	4500.0	84	49155	No
24	GOM_NL__2PRFIN20110725_020831_00000393105_00003_49155_0969.N1	25-JUL-2011 02:08:31	Bright	38.500	144	18Del Cyg	2.8600	11000.	77	49155	No
25	GOM_NL__2PRFIN20110725_021006_00000463105_00003_49155_0970.N1	25-JUL-2011 02:10:06	Bright	45.500	19	50Alp Cyg	1.2460	10500.	91	49155	No
26	GOM_NL__2PRFIN20110725_021523_00000403105_00003_49155_0971.N1	25-JUL-2011 02:15:23	Bright	40.000	89	5Alp Cep	2.4510	8000.0	80	49155	No
27	GOM_NL__2PRFIN20110725_022513_00000483105_00003_49155_0972.N1	25-JUL-2011 02:25:13	Bright	47.500	110	37Del Cas	2.6780	8900.0	95	49155	No
28	GOM_NL__2PRFIN20110725_022955_00000453105_00003_49155_0973.N1	25-JUL-2011 02:29:55	Bright	45.000	160	23Gam Per	2.9300	4700.0	90	49155	No
29	GOM_NL__2PRFIN20110725_023126_00000473105_00003_49155_0974.N1	25-JUL-2011 02:31:26	Bright	46.500	35	33Alp Per	1.7950	6250.0	93	49155	No
30	GOM_NL__2PRFIN20110725_023306_00000423105_00003_49155_0975.N1	25-JUL-2011 02:33:06	Bright	41.500	6	13Alp Aur	0.080000	3400.0	83	49155	No
31	GOM_NL__2PRFIN20110725_023504_00000423105_00003_49155_0976.N1	25-JUL-2011 02:35:04	Bright	42.000	149	45Eps Per	2.8880	30000.	84	49155	No
32	GOM_NL__2PRFIN20110725_023755_00000513105_00003_49155_0977.N1	25-JUL-2011 02:37:55	Tw_i_and_stray	50.500	150	44Zet Per	2.8900	28000.	101	49155	No
33	GOM_NL__2PRFIN20110725_024048_00000503105_00003_49155_0978.N1	25-JUL-2011 02:40:48	Dark	49.500	146	25Eta Tau	2.8730	15200.	99	49155	No
34	GOM_NL__2PRFIN20110725_024224_00000483105_00003_49155_0979.N1	25-JUL-2011 02:42:24	Dark	47.500	13	87Alp Tau	0.86700	3800.0	95	49155	No
35	GOM_NL__2PRFIN20110725_025237_00000533105_00003_49155_0980.N1	25-JUL-2011 02:52:37	Dark	52.500	165	34Gam Eri	2.9500	3200.0	105	49155	No
36	GOM_NL__2PRFIN20110725_030155_00000433105_00003_49155_0981.N1	25-JUL-2011 03:01:55	Dark	43.000	157	The1Eri	2.9060	9300.0	86	49155	No
37	GOM_NL__2PRFIN20110725_030745_00000483105_00004_49156_0980.N1	25-JUL-2011 03:07:45	Dark	48.000	9	Alp Eri	0.45300	24000.	96	49156	No
38	GOM_NL__2PRFIN20110725_031153_00000633105_00004_49156_0981.N1	25-JUL-2011 03:11:53	Straylight	63.000	84	Alp Phe	2.3970	4500.0	126	49156	No
39	GOM_NL__2PRFIN20110725_031455_00000413105_00004_49156_0982.N1	25-JUL-2011 03:14:55	Straylight	41.000	148	Alp Tuc	2.8780	4100.0	82	49156	No
40	GOM_NL__2PRFIN20110725_031806_00000463105_00004_49156_0983.N1	25-JUL-2011 03:18:06	Straylight	46.000	31	Alp Gru	1.7340	15200.	92	49156	No
41	GOM_NL__2PRFIN20110725_032117_00000473105_00004_49156_0984.N1	25-JUL-2011 03:21:17	Straylight	47.000	172	Gam Gru	3.0030	13100.	94	49156	No
42	GOM_NL__2PRFIN20110725_033759_00000413105_00004_49156_0985.N1	25-JUL-2011 03:37:59	Bright	41.000	11	53Alp Aql	0.76500	8000.0	82	49156	No

43	GOM_NL__2PRFIN20110725_034720_000000483105_00004_49156_0986.N1	25-JUL-2011 03:47:20	Bright	48.000	92	53Eps Cyg	2.5000	4500.0	96	49156	No
44	GOM_NL__2PRFIN20110725_034845_000000393105_00004_49156_0987.N1	25-JUL-2011 03:48:45	Bright	39.000	144	18Del Cyg	2.8600	11000.	78	49156	No
45	GOM_NL__2PRFIN20110725_035019_000000433105_00004_49156_0988.N1	25-JUL-2011 03:50:19	Bright	43.000	19	50Alp Cyg	1.2460	10500.	86	49156	No
46	GOM_NL__2PRFIN20110725_035536_000000393105_00004_49156_0989.N1	25-JUL-2011 03:55:36	Bright	38.500	89	5Alp Cep	2.4510	8000.0	77	49156	No
47	GOM_NL__2PRFIN20110725_040527_000000473105_00004_49156_0990.N1	25-JUL-2011 04:05:27	Bright	47.000	110	37Del Cas	2.6780	8900.0	94	49156	No
48	GOM_NL__2PRFIN20110725_041008_000000453105_00004_49156_0991.N1	25-JUL-2011 04:10:08	Bright	44.500	160	23Gam Per	2.9300	4700.0	89	49156	No
49	GOM_NL__2PRFIN20110725_041140_000000463105_00004_49156_0992.N1	25-JUL-2011 04:11:40	Bright	45.500	35	33Alp Per	1.7950	6250.0	91	49156	No
50	GOM_NL__2PRFIN20110725_041320_000000393105_00004_49156_0993.N1	25-JUL-2011 04:13:20	Bright	39.000	6	13Alp Aur	0.080000	3400.0	78	49156	No
51	GOM_NL__2PRFIN20110725_041518_000000433105_00004_49156_0994.N1	25-JUL-2011 04:15:18	Bright	42.500	149	45Eps Per	2.8880	30000.	85	49156	No
52	GOM_NL__2PRFIN20110725_041809_000000493105_00004_49156_0995.N1	25-JUL-2011 04:18:09	Tw_i_and_stray	49.000	150	44Zet Per	2.8900	28000.	98	49156	No
53	GOM_NL__2PRFIN20110725_042102_000000483105_00004_49156_0996.N1	25-JUL-2011 04:21:02	Dark	47.500	146	25Eta Tau	2.8730	15200.	95	49156	No
54	GOM_NL__2PRFIN20110725_042239_000000393105_00004_49156_0997.N1	25-JUL-2011 04:22:39	Dark	39.000	13	87Alp Tau	0.86700	3800.0	78	49156	No
55	GOM_NL__2PRFIN20110725_043252_000000503105_00004_49156_0998.N1	25-JUL-2011 04:32:52	Dark	49.500	165	34Gam Eri	2.9500	3200.0	99	49156	No
56	GOM_NL__2PRFIN20110725_044210_000000463105_00004_49156_0999.N1	25-JUL-2011 04:42:10	Dark	45.500	157	The1Eri	2.9060	9300.0	91	49156	No
57	GOM_NL__2PRFIN20110725_044800_000000433105_00005_49157_0991.N1	25-JUL-2011 04:48:00	Dark	43.000	9	Alp Eri	0.45300	24000.	86	49157	No
58	GOM_NL__2PRFIN20110725_045208_000000553105_00005_49157_0992.N1	25-JUL-2011 04:52:08	Straylight	54.500	84	Alp Phe	2.3970	4500.0	109	49157	No
59	GOM_NL__2PRFIN20110725_045509_000000423105_00005_49157_0993.N1	25-JUL-2011 04:55:09	Straylight	42.000	148	Alp Tuc	2.8780	4100.0	84	49157	No
60	GOM_NL__2PRFIN20110725_045820_000000483105_00005_49157_0994.N1	25-JUL-2011 04:58:20	Straylight	47.500	31	Alp Gru	1.7340	15200.	95	49157	No
61	GOM_NL__2PRFIN20110725_050131_000000473105_00005_49157_0995.N1	25-JUL-2011 05:01:31	Straylight	46.500	172	Gam Gru	3.0030	13100.	93	49157	No
62	GOM_NL__2PRFIN20110725_051813_000000403105_00005_49157_0996.N1	25-JUL-2011 05:18:13	Bright	40.000	11	53Alp Aql	0.76500	8000.0	80	49157	No
63	GOM_NL__2PRFIN20110725_052733_000000483105_00005_49157_0997.N1	25-JUL-2011 05:27:33	Bright	48.000	92	53Eps Cyg	2.5000	4500.0	96	49157	No
64	GOM_NL__2PRFIN20110725_052859_000000403105_00005_49157_0998.N1	25-JUL-2011 05:28:59	Bright	39.500	144	18Del Cyg	2.8600	11000.	79	49157	No
65	GOM_NL__2PRFIN20110725_053033_000000453105_00005_49157_0999.N1	25-JUL-2011 05:30:33	Bright	45.000	19	50Alp Cyg	1.2460	10500.	90	49157	No
66	GOM_NL__2PRFIN20110725_053550_000000423105_00005_49157_1000.N1	25-JUL-2011 05:35:50	Bright	41.500	89	5Alp Cep	2.4510	8000.0	83	49157	No
67	GOM_NL__2PRFIN20110725_054540_000000453105_00005_49157_1001.N1	25-JUL-2011 05:45:40	Bright	45.000	110	37Del Cas	2.6780	8900.0	90	49157	No
68	GOM_NL__2PRFIN20110725_055022_000000453105_00005_49157_1002.N1	25-JUL-2011 05:50:22	Bright	45.000	160	23Gam Per	2.9300	4700.0	90	49157	No
69	GOM_NL__2PRFIN20110725_055154_000000453105_00005_49157_1003.N1	25-JUL-2011 05:51:54	Bright	45.000	35	33Alp Per	1.7950	6250.0	90	49157	No
70	GOM_NL__2PRFIN20110725_055335_000000403105_00005_49157_1004.N1	25-JUL-2011 05:53:35	Bright	40.000	6	13Alp Aur	0.080000	3400.0	80	49157	No
71	GOM_NL__2PRFIN20110725_055532_000000423105_00005_49157_1005.N1	25-JUL-2011 05:55:32	Bright	41.500	149	45Eps Per	2.8880	30000.	83	49157	No
72	GOM_NL__2PRFIN20110725_055823_000000513105_00005_49157_1006.N1	25-JUL-2011 05:58:23	Tw_i_and_stray	51.000	150	44Zet Per	2.8900	28000.	102	49157	No
73	GOM_NL__2PRFIN20110725_060117_000000523105_00005_49157_1007.N1	25-JUL-2011 06:01:17	Dark	52.000	146	25Eta Tau	2.8730	15200.	104	49157	No
74	GOM_NL__2PRFIN20110725_060253_000000503105_00005_49157_1008.N1	25-JUL-2011 06:02:53	Dark	50.000	13	87Alp Tau	0.86700	3800.0	100	49157	No
75	GOM_NL__2PRFIN20110725_061307_000000513105_00005_49157_1009.N1	25-JUL-2011 06:13:07	Dark	50.500	165	34Gam Eri	2.9500	3200.0	101	49157	No
76	GOM_NL__2PRFIN20110725_062225_000000443105_00005_49157_1010.N1	25-JUL-2011 06:22:25	Dark	43.500	157	The1Eri	2.9060	9300.0	87	49157	No
77	GOM_NL__2PRFIN20110725_062815_000000423105_00006_49158_1001.N1	25-JUL-2011 06:28:15	Dark	42.000	9	Alp Eri	0.45300	24000.	84	49158	No
78	GOM_NL__2PRFIN20110725_063223_000000583105_00006_49158_1002.N1	25-JUL-2011 06:32:23	Straylight	58.000	84	Alp Phe	2.3970	4500.0	116	49158	No
79	GOM_NL__2PRFIN20110725_063524_000000413105_00006_49158_1003.N1	25-JUL-2011 06:35:24	Straylight	41.000	148	Alp Tuc	2.8780	4100.0	82	49158	No
80	GOM_NL__2PRFIN20110725_063835_000000473105_00006_49158_1004.N1	25-JUL-2011 06:38:35	Straylight	47.000	31	Alp Gru	1.7340	15200.	94	49158	No
81	GOM_NL__2PRFIN20110725_064146_000000473105_00006_49158_1005.N1	25-JUL-2011 06:41:46	Straylight	46.500	172	Gam Gru	3.0030	13100.	93	49158	No
82	GOM_NL__2PRFIN20110725_065827_000000433105_00006_49158_1006.N1	25-JUL-2011 06:58:27	Bright	42.500	11	53Alp Aql	0.76500	8000.0	85	49158	No
83	GOM_NL__2PRFIN20110725_070747_000000493105_00006_49158_1007.N1	25-JUL-2011 07:07:47	Bright	48.500	92	53Eps Cyg	2.5000	4500.0	97	49158	No
84	GOM_NL__2PRFIN20110725_070913_000000403105_00006_49158_1008.N1	25-JUL-2011 07:09:13	Bright	39.500	144	18Del Cyg	2.8600	11000.	79	49158	No
85	GOM_NL__2PRFIN20110725_071046_000000463105_00006_49158_1009.N1	25-JUL-2011 07:10:46	Bright	46.000	19	50Alp Cyg	1.2460	10500.	92	49158	No
86	GOM_NL__2PRFIN20110725_071603_000000423105_00006_49158_1010.N1	25-JUL-2011 07:16:03	Bright	42.000	89	5Alp Cep	2.4510	8000.0	84	49158	No
87	GOM_NL__2PRFIN20110725_072553_000000463105_00006_49158_1011.N1	25-JUL-2011 07:25:53	Bright	46.000	110	37Del Cas	2.6780	8900.0	92	49158	No
88	GOM_NL__2PRFIN20110725_073036_000000663105_00006_49158_1012.N1	25-JUL-2011 07:30:36	Bright	66.000	160	23Gam Per	2.9300	4700.0	132	49158	No
89	GOM_NL__2PRFIN20110725_073208_000000473105_00006_49158_1013.N1	25-JUL-2011 07:32:08	Bright	47.000	35	33Alp Per	1.7950	6250.0	94	49158	No
90	GOM_NL__2PRFIN20110725_073349_000000403105_00006_49158_1014.N1	25-JUL-2011 07:33:49	Bright	39.500	6	13Alp Aur	0.080000	3400.0	79	49158	No
91	GOM_NL__2PRFIN20110725_073546_000000413105_00006_49158_1015.N1	25-JUL-2011 07:35:46	Bright	41.000	149	45Eps Per	2.8880	30000.	82	49158	No
92	GOM_NL__2PRFIN20110725_073837_000000503105_00006_49158_1016.N1	25-JUL-2011 07:38:37	Tw_i_and_stray	49.500	150	44Zet Per	2.8900	28000.	99	49158	No
93	GOM_NL__2PRFIN20110725_074131_000000523105_00006_49158_1017.N1	25-JUL-2011 07:41:31	Dark	52.000	146	25Eta Tau	2.8730	15200.	104	49158	No
94	GOM_NL__2PRFIN20110725_074307_000000533105_00006_49158_1018.N1	25-JUL-2011 07:43:07	Dark	53.000	13	87Alp Tau	0.86700	3800.0	106	49158	No
95	GOM_NL__2PRFIN20110725_074844_000000413105_00006_49158_1019.N1	25-JUL-2011 07:48:44	Dark	41.000	128	67Bet Eri	2.7840	9700.0	82	49158	No
96	GOM_NL__2PRFIN20110725_075321_000000533105_00006_49158_1020.N1	25-JUL-2011 07:53:21	Dark	53.000	165	34Gam Eri	2.9500	3200.0	106	49158	No
97	GOM_NL__2PRFIN20110725_080240_000000453105_00006_49158_1021.N1	25-JUL-2011 08:02:40	Dark	44.500	157	The1Eri	2.9060	9300.0	89	49158	No
98	GOM_NL__2PRFIN20110725_080829_000000433105_00007_49159_1024.N1	25-JUL-2011 08:08:29	Dark	42.500	9	Alp Eri	0.45300	24000.	85	49159	No
99	GOM_NL__2PRFIN20110725_081238_000000553105_00007_49159_1025.N1	25-JUL-2011 08:12:38	Straylight	54.500	84	Alp Phe	2.3970	4500.0	109	49159	No
100	GOM_NL__2PRFIN20110725_081538_000000433105_00007_49159_1026.N1	25-JUL-2011 08:15:38	Straylight	42.500	148	Alp Tuc	2.8780	4100.0	85	49159	No
101	GOM_NL__2PRFIN20110725_081850_000000463105_00007_49159_1027.N1	25-JUL-2011 08:18:50	Straylight	46.000	31	Alp Gru	1.7340	15200.	92	49159	No

102	GOM_NL__2PRFIN20110725_082200_000000483105_00007_49159_1028.N1	25-JUL-2011 08:22:00	Straylight	48.000	172	Gam Gru	3.0030	13100.	96	49159	No
103	GOM_NL__2PRFIN20110725_083841_000000423105_00007_49159_1029.N1	25-JUL-2011 08:38:41	Bright	42.000	11	53Alp Aql	0.76500	8000.0	84	49159	No
104	GOM_NL__2PRFIN20110725_084800_000000503105_00007_49159_1030.N1	25-JUL-2011 08:48:00	Bright	50.000	92	53Eps Cyg	2.5000	4500.0	100	49159	No
105	GOM_NL__2PRFIN20110725_084926_000000403105_00007_49159_1031.N1	25-JUL-2011 08:49:26	Bright	39.500	144	18Del Cyg	2.8600	11000.	79	49159	No
106	GOM_NL__2PRFIN20110725_085100_000000453105_00007_49159_1032.N1	25-JUL-2011 08:51:00	Bright	44.500	19	50Alp Cyg	1.2460	10500.	89	49159	No
107	GOM_NL__2PRFIN20110725_085617_000000403105_00007_49159_1033.N1	25-JUL-2011 08:56:17	Bright	39.500	89	5Alp Cep	2.4510	8000.0	79	49159	No
108	GOM_NL__2PRFIN20110725_090607_000000463105_00007_49159_1034.N1	25-JUL-2011 09:06:07	Bright	46.000	110	37Del Cas	2.6780	8900.0	92	49159	No
109	GOM_NL__2PRFIN20110725_091050_000000663105_00007_49159_1035.N1	25-JUL-2011 09:10:50	Bright	66.000	160	23Gam Per	2.9300	4700.0	132	49159	No
110	GOM_NL__2PRFIN20110725_091221_000000653105_00007_49159_1036.N1	25-JUL-2011 09:12:21	Bright	65.000	35	33Alp Per	1.7950	6250.0	130	49159	No
111	GOM_NL__2PRFIN20110725_091403_000000393105_00007_49159_1037.N1	25-JUL-2011 09:14:03	Bright	38.500	6	13Alp Aur	0.080000	3400.0	77	49159	No
112	GOM_NL__2PRFIN20110725_091600_000000413105_00007_49159_1038.N1	25-JUL-2011 09:16:00	Bright	41.000	149	45Eps Per	2.8880	30000.	82	49159	No
113	GOM_NL__2PRFIN20110725_091851_000000523105_00007_49159_1039.N1	25-JUL-2011 09:18:51	Tw_i_and_stray	51.500	150	44Zet Per	2.8900	28000.	103	49159	No
114	GOM_NL__2PRFIN20110725_092145_000000513105_00007_49159_1040.N1	25-JUL-2011 09:21:45	Dark	51.000	146	25Eta Tau	2.8730	15200.	102	49159	No
115	GOM_NL__2PRFIN20110725_092322_000000523105_00007_49159_1041.N1	25-JUL-2011 09:23:22	Dark	52.000	13	87Alp Tau	0.86700	3800.0	104	49159	No
116	GOM_NL__2PRFIN20110725_092858_000000413105_00007_49159_1042.N1	25-JUL-2011 09:28:58	Dark	41.000	128	67Bet Eri	2.7840	9700.0	82	49159	No
117	GOM_NL__2PRFIN20110725_093336_000000523105_00007_49159_1043.N1	25-JUL-2011 09:33:36	Dark	52.000	165	34Gam Eri	2.9500	3200.0	104	49159	No
118	GOM_NL__2PRFIN20110725_094254_000000433105_00007_49159_1044.N1	25-JUL-2011 09:42:54	Dark	43.000	157	The1Eri	2.9060	9300.0	86	49159	No
119	GOM_NL__2PRFIN20110725_094844_000000453105_00008_49160_1066.N1	25-JUL-2011 09:48:44	Dark	44.500	9	Alp Eri	0.45300	24000.	89	49160	No
120	GOM_NL__2PRFIN20110725_095253_000000533105_00008_49160_1067.N1	25-JUL-2011 09:52:53	Straylight	53.000	84	Alp Phe	2.3970	4500.0	106	49160	No
121	GOM_NL__2PRFIN20110725_095553_000000413105_00008_49160_1068.N1	25-JUL-2011 09:55:53	Straylight	41.000	148	Alp Tuc	2.8780	4100.0	82	49160	No
122	GOM_NL__2PRFIN20110725_095904_000000463105_00008_49160_1069.N1	25-JUL-2011 09:59:04	Straylight	45.500	31	Alp Gru	1.7340	15200.	91	49160	No
123	GOM_NL__2PRFIN20110725_100215_000000493105_00008_49160_1070.N1	25-JUL-2011 10:02:15	Straylight	48.500	172	Gam Gru	3.0030	13100.	97	49160	No
124	GOM_NL__2PRFIN20110725_101855_000000413105_00008_49160_1071.N1	25-JUL-2011 10:18:55	Bright	40.500	11	53Alp Aql	0.76500	8000.0	81	49160	No
125	GOM_NL__2PRFIN20110725_102813_000000503105_00008_49160_1072.N1	25-JUL-2011 10:28:13	Bright	49.500	92	53Eps Cyg	2.5000	4500.0	99	49160	No
126	GOM_NL__2PRFIN20110725_102940_000000393105_00008_49160_1073.N1	25-JUL-2011 10:29:40	Bright	39.000	144	18Del Cyg	2.8600	11000.	78	49160	No
127	GOM_NL__2PRFIN20110725_103113_000000463105_00008_49160_1074.N1	25-JUL-2011 10:31:13	Bright	45.500	19	50Alp Cyg	1.2460	10500.	91	49160	No
128	GOM_NL__2PRFIN20110725_103630_000000403105_00008_49160_1075.N1	25-JUL-2011 10:36:30	Bright	40.000	89	5Alp Cep	2.4510	8000.0	80	49160	No
129	GOM_NL__2PRFIN20110725_104620_000000443105_00008_49160_1076.N1	25-JUL-2011 10:46:20	Bright	44.000	110	37Del Cas	2.6780	8900.0	88	49160	No
130	GOM_NL__2PRFIN20110725_105103_000000543105_00008_49160_1077.N1	25-JUL-2011 10:51:03	Bright	54.000	160	23Gam Per	2.9300	4700.0	108	49160	No
131	GOM_NL__2PRFIN20110725_105235_000000443105_00008_49160_1078.N1	25-JUL-2011 10:52:35	Bright	44.000	35	33Alp Per	1.7950	6250.0	88	49160	No
132	GOM_NL__2PRFIN20110725_105417_000000403105_00008_49160_1079.N1	25-JUL-2011 10:54:17	Bright	40.000	6	13Alp Aur	0.080000	3400.0	80	49160	No
133	GOM_NL__2PRFIN20110725_105614_000000453105_00008_49160_1080.N1	25-JUL-2011 10:56:14	Bright	44.500	149	45Eps Per	2.8880	30000.	89	49160	No
134	GOM_NL__2PRFIN20110725_105905_000000503105_00008_49160_1081.N1	25-JUL-2011 10:59:05	Tw_i_and_stray	50.000	150	44Zet Per	2.8900	28000.	100	49160	No
135	GOM_NL__2PRFIN20110725_110336_000000493105_00008_49160_1082.N1	25-JUL-2011 11:03:36	Dark	48.500	13	87Alp Tau	0.86700	3800.0	97	49160	No
136	GOM_NL__2PRFIN20110725_110912_000000413105_00008_49160_1083.N1	25-JUL-2011 11:09:12	Dark	41.000	128	67Bet Eri	2.7840	9700.0	82	49160	No
137	GOM_NL__2PRFIN20110725_111351_000000523105_00008_49160_1084.N1	25-JUL-2011 11:13:51	Dark	52.000	165	34Gam Eri	2.9500	3200.0	104	49160	No
138	GOM_NL__2PRFIN20110725_112309_000000443105_00008_49160_1085.N1	25-JUL-2011 11:23:09	Dark	44.000	157	The1Eri	2.9060	9300.0	88	49160	No
139	GOM_NL__2PRFIN20110725_112858_000000443105_00009_49161_1130.N1	25-JUL-2011 11:28:58	Dark	44.000	9	Alp Eri	0.45300	24000.	88	49161	No
140	GOM_NL__2PRFIN20110725_113308_000000563105_00009_49161_1131.N1	25-JUL-2011 11:33:08	Straylight	55.500	84	Alp Phe	2.3970	4500.0	111	49161	No
141	GOM_NL__2PRFIN20110725_113607_000000433105_00009_49161_1132.N1	25-JUL-2011 11:36:07	Straylight	43.000	148	Alp Tuc	2.8780	4100.0	86	49161	No
142	GOM_NL__2PRFIN20110725_113919_000000473105_00009_49161_1133.N1	25-JUL-2011 11:39:19	Straylight	47.000	31	Alp Gru	1.7340	15200.	94	49161	No
143	GOM_NL__2PRFIN20110725_114230_000000473105_00009_49161_1134.N1	25-JUL-2011 11:42:30	Straylight	46.500	172	Gam Gru	3.0030	13100.	93	49161	No
144	GOM_NL__2PRFIN20110725_115909_000000393105_00009_49161_1135.N1	25-JUL-2011 11:59:09	Bright	38.500	11	53Alp Aql	0.76500	8000.0	77	49161	No
145	GOM_NL__2PRFIN20110725_120826_000000453105_00009_49161_1136.N1	25-JUL-2011 12:08:26	Bright	45.000	92	53Eps Cyg	2.5000	4500.0	90	49161	No
146	GOM_NL__2PRFIN20110725_120954_000000403105_00009_49161_1137.N1	25-JUL-2011 12:09:54	Bright	39.500	144	18Del Cyg	2.8600	11000.	79	49161	No
147	GOM_NL__2PRFIN20110725_121126_000000463105_00009_49161_1138.N1	25-JUL-2011 12:11:26	Bright	46.000	19	50Alp Cyg	1.2460	10500.	92	49161	No
148	GOM_NL__2PRFIN20110725_121644_000000423105_00009_49161_1139.N1	25-JUL-2011 12:16:44	Bright	41.500	89	5Alp Cep	2.4510	8000.0	83	49161	No
149	GOM_NL__2PRFIN20110725_122634_000000443105_00009_49161_1140.N1	25-JUL-2011 12:26:34	Bright	44.000	110	37Del Cas	2.6780	8900.0	88	49161	No
150	GOM_NL__2PRFIN20110725_123117_000000583105_00009_49161_1141.N1	25-JUL-2011 12:31:17	Bright	58.000	160	23Gam Per	2.9300	4700.0	116	49161	No
151	GOM_NL__2PRFIN20110725_123249_000000463105_00009_49161_1142.N1	25-JUL-2011 12:32:49	Bright	45.500	35	33Alp Per	1.7950	6250.0	91	49161	No
152	GOM_NL__2PRFIN20110725_123431_000000383105_00009_49161_1143.N1	25-JUL-2011 12:34:31	Bright	37.500	6	13Alp Aur	0.080000	3400.0	75	49161	No
153	GOM_NL__2PRFIN20110725_123628_000000433105_00009_49161_1144.N1	25-JUL-2011 12:36:28	Bright	42.500	149	45Eps Per	2.8880	30000.	85	49161	No
154	GOM_NL__2PRFIN20110725_123920_000000523105_00009_49161_1145.N1	25-JUL-2011 12:39:20	Tw_i_and_stray	52.000	150	44Zet Per	2.8900	28000.	104	49161	No
155	GOM_NL__2PRFIN20110725_124350_000000533105_00009_49161_1146.N1	25-JUL-2011 12:43:50	Dark	52.500	13	87Alp Tau	0.86700	3800.0	105	49161	No
156	GOM_NL__2PRFIN20110725_124927_000000433105_00009_49161_1147.N1	25-JUL-2011 12:49:27	Dark	43.000	128	67Bet Eri	2.7840	9700.0	86	49161	No
157	GOM_NL__2PRFIN20110725_125406_000000503105_00009_49161_1148.N1	25-JUL-2011 12:54:06	Dark	49.500	165	34Gam Eri	2.9500	3200.0	99	49161	No
158	GOM_NL__2PRFIN20110725_130324_000000453105_00009_49161_1149.N1	25-JUL-2011 13:03:24	Dark	45.000	157	The1Eri	2.9060	9300.0	90	49161	No
159	GOM_NL__2PRFIN20110725_130913_000000453105_00010_49162_1165.N1	25-JUL-2011 13:09:13	Dark	45.000	9	Alp Eri	0.45300	24000.	90	49162	No
160	GOM_NL__2PRFIN20110725_131323_000000543105_00010_49162_1166.N1	25-JUL-2011 13:13:23	Straylight	54.000	84	Alp Phe	2.3970	4500.0	108	49162	No

161	GOM_NL__2PRFIN20110725_131621_000000443105_00010_49162_1167.N1	25-JUL-2011 13:16:21	Straylight	44.000	148	Alp Tuc	2.8780	4100.0	88	49162	No
162	GOM_NL__2PRFIN20110725_131933_000000463105_00010_49162_1168.N1	25-JUL-2011 13:19:33	Straylight	45.500	31	Alp Gru	1.7340	15200.	91	49162	No
163	GOM_NL__2PRFIN20110725_132244_000000473105_00010_49162_1169.N1	25-JUL-2011 13:22:44	Straylight	46.500	172	Gam Gru	3.0030	13100.	93	49162	No
164	GOM_NL__2PRFIN20110725_133922_000000413105_00010_49162_1170.N1	25-JUL-2011 13:39:22	Bright	40.500	11	53Alp Aql	0.76500	8000.0	81	49162	No
165	GOM_NL__2PRFIN20110725_134840_000000483105_00010_49162_1171.N1	25-JUL-2011 13:48:40	Bright	48.000	92	53Eps Cyg	2.5000	4500.0	96	49162	No
166	GOM_NL__2PRFIN20110725_135140_000000653105_00010_49162_1172.N1	25-JUL-2011 13:51:40	Bright	65.000	19	50Alp Cyg	1.2460	10500.	130	49162	No
167	GOM_NL__2PRFIN20110725_135657_000000423105_00010_49162_1173.N1	25-JUL-2011 13:56:57	Bright	41.500	89	5Alp Cep	2.4510	8000.0	83	49162	No
168	GOM_NL__2PRFIN20110725_140647_000000423105_00010_49162_1174.N1	25-JUL-2011 14:06:47	Bright	42.000	110	37Del Cas	2.6780	8900.0	84	49162	No
169	GOM_NL__2PRFIN20110725_141131_000000523105_00010_49162_1175.N1	25-JUL-2011 14:11:31	Bright	51.500	160	23Gam Per	2.9300	4700.0	103	49162	No
170	GOM_NL__2PRFIN20110725_141303_000000473105_00010_49162_1176.N1	25-JUL-2011 14:13:03	Bright	46.500	35	33Alp Per	1.7950	6250.0	93	49162	No
171	GOM_NL__2PRFIN20110725_141445_000000393105_00010_49162_1177.N1	25-JUL-2011 14:14:45	Bright	39.000	6	13Alp Aur	0.080000	3400.0	78	49162	No
172	GOM_NL__2PRFIN20110725_141642_000000633105_00010_49162_1178.N1	25-JUL-2011 14:16:42	Bright	63.000	149	45Eps Per	2.8880	30000.	126	49162	No
173	GOM_NL__2PRFIN20110725_141934_000000513105_00010_49162_1179.N1	25-JUL-2011 14:19:34	Tw_i_and_stray	51.000	150	44Zet Per	2.8900	28000.	102	49162	No
174	GOM_NL__2PRFIN20110725_142405_000000523105_00010_49162_1180.N1	25-JUL-2011 14:24:05	Dark	52.000	13	87Alp Tau	0.86700	3800.0	104	49162	No
175	GOM_NL__2PRFIN20110725_142941_000000423105_00010_49162_1181.N1	25-JUL-2011 14:29:41	Dark	41.500	128	67Bet Eri	2.7840	9700.0	83	49162	No
176	GOM_NL__2PRFIN20110725_143420_000000523105_00010_49162_1182.N1	25-JUL-2011 14:34:20	Dark	52.000	165	34Gam Eri	2.9500	3200.0	104	49162	No
177	GOM_NL__2PRFIN20110725_144339_000000463105_00010_49162_1183.N1	25-JUL-2011 14:43:39	Dark	45.500	157	The1Eri	2.9060	9300.0	91	49162	No
178	GOM_NL__2PRFIN20110725_144928_000000463105_00011_49163_1201.N1	25-JUL-2011 14:49:28	Dark	46.000	9	Alp Eri	0.45300	24000.	92	49163	No
179	GOM_NL__2PRFIN20110725_145339_000000543105_00011_49163_1202.N1	25-JUL-2011 14:53:39	Straylight	54.000	84	Alp Phe	2.3970	4500.0	108	49163	No
180	GOM_NL__2PRFIN20110725_145636_000000413105_00011_49163_1203.N1	25-JUL-2011 14:56:36	Straylight	41.000	148	Alp Tuc	2.8780	4100.0	82	49163	No
181	GOM_NL__2PRFIN20110725_145948_000000463105_00011_49163_1204.N1	25-JUL-2011 14:59:48	Straylight	45.500	31	Alp Gru	1.7340	15200.	91	49163	No
182	GOM_NL__2PRFIN20110725_150259_000000473105_00011_49163_1205.N1	25-JUL-2011 15:02:59	Straylight	47.000	172	Gam Gru	3.0030	13100.	94	49163	No
183	GOM_NL__2PRFIN20110725_151936_000000413105_00011_49163_1206.N1	25-JUL-2011 15:19:36	Bright	40.500	11	53Alp Aql	0.76500	8000.0	81	49163	No
184	GOM_NL__2PRFIN20110725_152853_000000463105_00011_49163_1207.N1	25-JUL-2011 15:28:53	Bright	46.000	92	53Eps Cyg	2.5000	4500.0	92	49163	No
185	GOM_NL__2PRFIN20110725_153153_000000433105_00011_49163_1208.N1	25-JUL-2011 15:31:53	Bright	43.000	19	50Alp Cyg	1.2460	10500.	86	49163	No
186	GOM_NL__2PRFIN20110725_153711_000000423105_00011_49163_1209.N1	25-JUL-2011 15:37:11	Bright	41.500	89	5Alp Cep	2.4510	8000.0	83	49163	No
187	GOM_NL__2PRFIN20110725_154700_000000423105_00011_49163_1210.N1	25-JUL-2011 15:47:00	Bright	42.000	110	37Del Cas	2.6780	8900.0	84	49163	No
188	GOM_NL__2PRFIN20110725_155144_000000433105_00011_49163_1211.N1	25-JUL-2011 15:51:44	Bright	43.000	160	23Gam Per	2.9300	4700.0	86	49163	No
189	GOM_NL__2PRFIN20110725_155316_000000453105_00011_49163_1212.N1	25-JUL-2011 15:53:16	Bright	44.500	35	33Alp Per	1.7950	6250.0	89	49163	No
190	GOM_NL__2PRFIN20110725_155459_000000423105_00011_49163_1213.N1	25-JUL-2011 15:54:59	Bright	41.500	6	13Alp Aur	0.080000	3400.0	83	49163	No
191	GOM_NL__2PRFIN20110725_155656_000000473105_00011_49163_1214.N1	25-JUL-2011 15:56:56	Bright	47.000	149	45Eps Per	2.8880	30000.	94	49163	No
192	GOM_NL__2PRFIN20110725_155948_000000483105_00011_49163_1215.N1	25-JUL-2011 15:59:48	Tw_i_and_stray	48.000	150	44Zet Per	2.8900	28000.	96	49163	No
193	GOM_NL__2PRFIN20110725_160419_000000523105_00011_49163_1216.N1	25-JUL-2011 16:04:19	Dark	52.000	13	87Alp Tau	0.86700	3800.0	104	49163	No
194	GOM_NL__2PRFIN20110725_160956_000000413105_00011_49163_1217.N1	25-JUL-2011 16:09:56	Dark	41.000	128	67Bet Eri	2.7840	9700.0	82	49163	No
195	GOM_NL__2PRFIN20110725_161435_000000503105_00011_49163_1218.N1	25-JUL-2011 16:14:35	Dark	49.500	165	34Gam Eri	2.9500	3200.0	99	49163	No
196	GOM_NL__2PRFIN20110725_162354_000000453105_00011_49163_1219.N1	25-JUL-2011 16:23:54	Dark	45.000	157	The1Eri	2.9060	9300.0	90	49163	No
197	GOM_NL__2PRFIN20110725_162942_000000443105_00012_49164_2811.N1	25-JUL-2011 16:29:42	Dark	43.500	9	Alp Eri	0.45300	24000.	87	49164	No
198	GOM_NL__2PRFIN20110725_163354_000000553105_00012_49164_2812.N1	25-JUL-2011 16:33:54	Straylight	54.500	84	Alp Phe	2.3970	4500.0	109	49164	No
199	GOM_NL__2PRFIN20110725_163650_000000443105_00012_49164_2813.N1	25-JUL-2011 16:36:50	Straylight	43.500	148	Alp Tuc	2.8780	4100.0	87	49164	No
200	GOM_NL__2PRFIN20110725_164002_000000453105_00012_49164_2814.N1	25-JUL-2011 16:40:02	Straylight	44.500	31	Alp Gru	1.7340	15200.	89	49164	No
201	GOM_NL__2PRFIN20110725_164313_000000473105_00012_49164_2815.N1	25-JUL-2011 16:43:13	Straylight	46.500	172	Gam Gru	3.0030	13100.	93	49164	No
202	GOM_NL__2PRFIN20110725_165950_000000423105_00012_49164_2816.N1	25-JUL-2011 16:59:50	Bright	42.000	11	53Alp Aql	0.76500	8000.0	84	49164	No
203	GOM_NL__2PRFIN20110725_170906_000000493105_00012_49164_2817.N1	25-JUL-2011 17:09:06	Bright	49.000	92	53Eps Cyg	2.5000	4500.0	98	49164	No
204	GOM_NL__2PRFIN20110725_171207_000000483105_00012_49164_2818.N1	25-JUL-2011 17:12:07	Bright	47.500	19	50Alp Cyg	1.2460	10500.	95	49164	No
205	GOM_NL__2PRFIN20110725_171724_000000413105_00012_49164_2819.N1	25-JUL-2011 17:17:24	Bright	41.000	89	5Alp Cep	2.4510	8000.0	82	49164	No
206	GOM_NL__2PRFIN20110725_172714_000000403105_00012_49164_2820.N1	25-JUL-2011 17:27:14	Bright	40.000	110	37Del Cas	2.6780	8900.0	80	49164	No
207	GOM_NL__2PRFIN20110725_173158_000000663105_00012_49164_2821.N1	25-JUL-2011 17:31:58	Bright	66.000	160	23Gam Per	2.9300	4700.0	132	49164	No
208	GOM_NL__2PRFIN20110725_173330_000000663105_00012_49164_2822.N1	25-JUL-2011 17:33:30	Bright	66.000	35	33Alp Per	1.7950	6250.0	132	49164	No
209	GOM_NL__2PRFIN20110725_173513_000000413105_00012_49164_2823.N1	25-JUL-2011 17:35:13	Bright	41.000	6	13Alp Aur	0.080000	3400.0	82	49164	No
210	GOM_NL__2PRFIN20110725_173710_000000403105_00012_49164_2824.N1	25-JUL-2011 17:37:10	Bright	40.000	149	45Eps Per	2.8880	30000.	80	49164	No
211	GOM_NL__2PRFIN20110725_174002_000000493105_00012_49164_2825.N1	25-JUL-2011 17:40:02	Tw_i_and_stray	49.000	150	44Zet Per	2.8900	28000.	98	49164	No
212	GOM_NL__2PRFIN20110725_174433_000000523105_00012_49164_2826.N1	25-JUL-2011 17:44:33	Dark	52.000	13	87Alp Tau	0.86700	3800.0	104	49164	No
213	GOM_NL__2PRFIN20110725_175010_000000403105_00012_49164_2827.N1	25-JUL-2011 17:50:10	Dark	39.500	128	67Bet Eri	2.7840	9700.0	79	49164	No
214	GOM_NL__2PRFIN20110725_175450_000000523105_00012_49164_2828.N1	25-JUL-2011 17:54:50	Dark	51.500	165	34Gam Eri	2.9500	3200.0	103	49164	No
215	GOM_NL__2PRFIN20110725_180409_000000463105_00012_49164_2829.N1	25-JUL-2011 18:04:09	Dark	45.500	157	The1Eri	2.9060	9300.0	91	49164	No
216	GOM_NL__2PRFIN20110725_180957_000000473105_00013_49165_1272.N1	25-JUL-2011 18:09:57	Dark	47.000	9	Alp Eri	0.45300	24000.	94	49165	No
217	GOM_NL__2PRFIN20110725_181409_000000543105_00013_49165_1273.N1	25-JUL-2011 18:14:09	Straylight	53.500	84	Alp Phe	2.3970	4500.0	107	49165	No
218	GOM_NL__2PRFIN20110725_181705_000000413105_00013_49165_1274.N1	25-JUL-2011 18:17:05	Straylight	41.000	148	Alp Tuc	2.8780	4100.0	82	49165	No
219	GOM_NL__2PRFIN20110725_182017_000000453105_00013_49165_1275.N1	25-JUL-2011 18:20:17	Straylight	44.500	31	Alp Gru	1.7340	15200.	89	49165	No

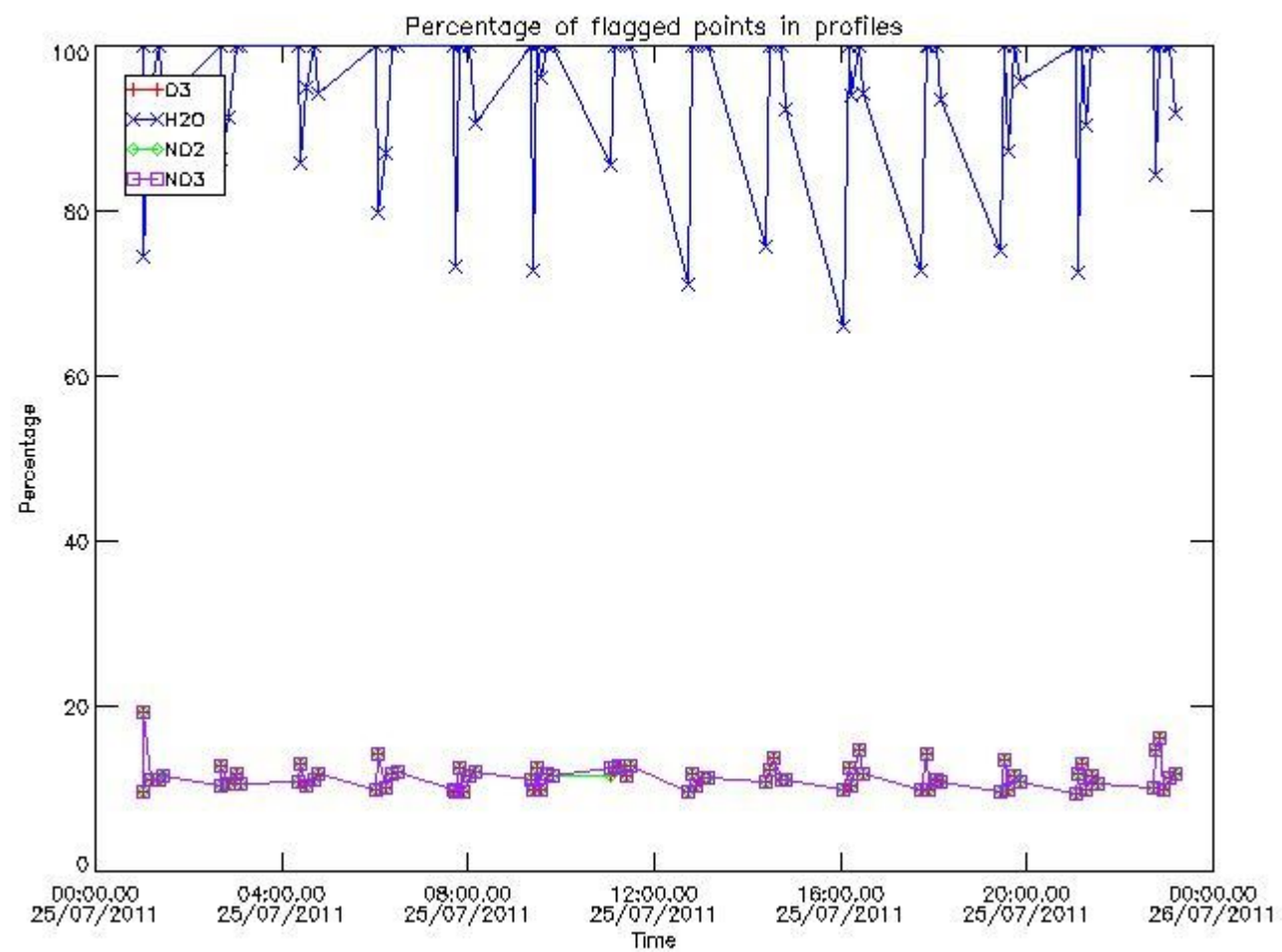
220	GOM_NL__2PRFIN20110725_182328_000000483105_00013_49165_1276.N1	25-JUL-2011 18:23:28	Straylight	48.000	172	Gam Gru	3.0030	13100.	96	49165	No
221	GOM_NL__2PRFIN20110725_184004_000000413105_00013_49165_1277.N1	25-JUL-2011 18:40:04	Bright	40.500	11	53Alp Aql	0.76500	8000.0	81	49165	No
222	GOM_NL__2PRFIN20110725_184920_000000503105_00013_49165_1278.N1	25-JUL-2011 18:49:20	Bright	50.000	92	53Eps Cyg	2.5000	4500.0	100	49165	No
223	GOM_NL__2PRFIN20110725_185220_000000463105_00013_49165_1279.N1	25-JUL-2011 18:52:20	Bright	46.000	19	50Alp Cyg	1.2460	10500.	92	49165	No
224	GOM_NL__2PRFIN20110725_185738_000000423105_00013_49165_1280.N1	25-JUL-2011 18:57:38	Bright	42.000	89	5Alp Cep	2.4510	8000.0	84	49165	No
225	GOM_NL__2PRFIN20110725_190727_000000403105_00013_49165_1281.N1	25-JUL-2011 19:07:27	Bright	40.000	110	37Del Cas	2.6780	8900.0	80	49165	No
226	GOM_NL__2PRFIN20110725_191212_000000653105_00013_49165_1282.N1	25-JUL-2011 19:12:12	Bright	65.000	160	23Gam Per	2.9300	4700.0	130	49165	No
227	GOM_NL__2PRFIN20110725_191344_000000553105_00013_49165_1283.N1	25-JUL-2011 19:13:44	Bright	54.500	35	33Alp Per	1.7950	6250.0	109	49165	No
228	GOM_NL__2PRFIN20110725_191527_000000403105_00013_49165_1284.N1	25-JUL-2011 19:15:27	Bright	39.500	6	13Alp Aur	0.080000	3400.0	79	49165	No
229	GOM_NL__2PRFIN20110725_191724_000000453105_00013_49165_1285.N1	25-JUL-2011 19:17:24	Bright	44.500	149	45Eps Per	2.8880	30000.	89	49165	No
230	GOM_NL__2PRFIN20110725_192016_000000503105_00013_49165_1286.N1	25-JUL-2011 19:20:16	Tw_i_and_stray	50.000	150	44Zet Per	2.8900	28000.	100	49165	No
231	GOM_NL__2PRFIN20110725_192447_000000533105_00013_49165_1287.N1	25-JUL-2011 19:24:47	Dark	53.000	13	87Alp Tau	0.86700	3800.0	106	49165	No
232	GOM_NL__2PRFIN20110725_193024_000000383105_00013_49165_1288.N1	25-JUL-2011 19:30:24	Dark	38.000	128	67Bet Eri	2.7840	9700.0	76	49165	No
233	GOM_NL__2PRFIN20110725_193505_000000523105_00013_49165_1289.N1	25-JUL-2011 19:35:05	Dark	51.500	165	34Gam Eri	2.9500	3200.0	103	49165	No
234	GOM_NL__2PRFIN20110725_194423_000000453105_00013_49165_1290.N1	25-JUL-2011 19:44:23	Dark	44.500	157	The1Eri	2.9060	9300.0	89	49165	No
235	GOM_NL__2PRFIN20110725_195012_000000473105_00014_49166_1370.N1	25-JUL-2011 19:50:12	Dark	46.500	9	Alp Eri	0.45300	24000.	93	49166	No
236	GOM_NL__2PRFIN20110725_195424_000000543105_00014_49166_1371.N1	25-JUL-2011 19:54:24	Straylight	54.000	84	Alp Phe	2.3970	4500.0	108	49166	No
237	GOM_NL__2PRFIN20110725_195719_000000403105_00014_49166_1372.N1	25-JUL-2011 19:57:19	Straylight	39.500	148	Alp Tuc	2.8780	4100.0	79	49166	No
238	GOM_NL__2PRFIN20110725_200032_000000453105_00014_49166_1373.N1	25-JUL-2011 20:00:32	Straylight	44.500	31	Alp Gru	1.7340	15200.	89	49166	No
239	GOM_NL__2PRFIN20110725_200342_000000483105_00014_49166_1374.N1	25-JUL-2011 20:03:42	Straylight	47.500	172	Gam Gru	3.0030	13100.	95	49166	No
240	GOM_NL__2PRFIN20110725_202018_000000423105_00014_49166_1375.N1	25-JUL-2011 20:20:18	Bright	41.500	11	53Alp Aql	0.76500	8000.0	83	49166	No
241	GOM_NL__2PRFIN20110725_202933_000000493105_00014_49166_1376.N1	25-JUL-2011 20:29:33	Bright	49.000	92	53Eps Cyg	2.5000	4500.0	98	49166	No
242	GOM_NL__2PRFIN20110725_203234_000000463105_00014_49166_1377.N1	25-JUL-2011 20:32:34	Bright	46.000	19	50Alp Cyg	1.2460	10500.	92	49166	No
243	GOM_NL__2PRFIN20110725_203751_000000433105_00014_49166_1378.N1	25-JUL-2011 20:37:51	Bright	42.500	89	5Alp Cep	2.4510	8000.0	85	49166	No
244	GOM_NL__2PRFIN20110725_204741_000000383105_00014_49166_1379.N1	25-JUL-2011 20:47:41	Bright	38.000	110	37Del Cas	2.6780	8900.0	76	49166	No
245	GOM_NL__2PRFIN20110725_205225_000000563105_00014_49166_1380.N1	25-JUL-2011 20:52:25	Bright	56.000	160	23Gam Per	2.9300	4700.0	112	49166	No
246	GOM_NL__2PRFIN20110725_205358_000000483105_00014_49166_1381.N1	25-JUL-2011 20:53:58	Bright	48.000	35	33Alp Per	1.7950	6250.0	96	49166	No
247	GOM_NL__2PRFIN20110725_205541_000000423105_00014_49166_1382.N1	25-JUL-2011 20:55:41	Bright	41.500	6	13Alp Aur	0.080000	3400.0	83	49166	No
248	GOM_NL__2PRFIN20110725_205738_000000473105_00014_49166_1383.N1	25-JUL-2011 20:57:38	Bright	47.000	149	45Eps Per	2.8880	30000.	94	49166	No
249	GOM_NL__2PRFIN20110725_210030_000000513105_00014_49166_1384.N1	25-JUL-2011 21:00:30	Tw_i_and_stray	50.500	150	44Zet Per	2.8900	28000.	101	49166	No
250	GOM_NL__2PRFIN20110725_210325_000000543105_00014_49166_1385.N1	25-JUL-2011 21:03:25	Dark	54.000	146	25Eta Tau	2.8730	15200.	108	49166	No
251	GOM_NL__2PRFIN20110725_210502_000000513105_00014_49166_1386.N1	25-JUL-2011 21:05:02	Dark	51.000	13	87Alp Tau	0.86700	3800.0	102	49166	No
252	GOM_NL__2PRFIN20110725_211039_000000403105_00014_49166_1387.N1	25-JUL-2011 21:10:39	Dark	39.500	128	67Bet Eri	2.7840	9700.0	79	49166	No
253	GOM_NL__2PRFIN20110725_211519_000000523105_00014_49166_1388.N1	25-JUL-2011 21:15:19	Dark	52.000	165	34Gam Eri	2.9500	3200.0	104	49166	No
254	GOM_NL__2PRFIN20110725_212438_000000453105_00014_49166_1389.N1	25-JUL-2011 21:24:38	Dark	44.500	157	The1Eri	2.9060	9300.0	89	49166	No
255	GOM_NL__2PRFIN20110725_213026_000000483105_00015_49167_1388.N1	25-JUL-2011 21:30:26	Dark	48.000	9	Alp Eri	0.45300	24000.	96	49167	No
256	GOM_NL__2PRFIN20110725_213439_000000663105_00015_49167_1389.N1	25-JUL-2011 21:34:39	Straylight	65.500	84	Alp Phe	2.3970	4500.0	131	49167	No
257	GOM_NL__2PRFIN20110725_213733_000000413105_00015_49167_1390.N1	25-JUL-2011 21:37:33	Straylight	40.500	148	Alp Tuc	2.8780	4100.0	81	49167	No
258	GOM_NL__2PRFIN20110725_214046_000000453105_00015_49167_1391.N1	25-JUL-2011 21:40:46	Straylight	44.500	31	Alp Gru	1.7340	15200.	89	49167	No
259	GOM_NL__2PRFIN20110725_214357_000000473105_00015_49167_1392.N1	25-JUL-2011 21:43:57	Straylight	47.000	172	Gam Gru	3.0030	13100.	94	49167	No
260	GOM_NL__2PRFIN20110725_220031_000000403105_00015_49167_1393.N1	25-JUL-2011 22:00:31	Bright	40.000	11	53Alp Aql	0.76500	8000.0	80	49167	No
261	GOM_NL__2PRFIN20110725_220946_000000453105_00015_49167_1394.N1	25-JUL-2011 22:09:46	Bright	45.000	92	53Eps Cyg	2.5000	4500.0	90	49167	No
262	GOM_NL__2PRFIN20110725_221247_000000473105_00015_49167_1395.N1	25-JUL-2011 22:12:47	Bright	46.500	19	50Alp Cyg	1.2460	10500.	93	49167	No
263	GOM_NL__2PRFIN20110725_221805_000000423105_00015_49167_1396.N1	25-JUL-2011 22:18:05	Bright	41.500	89	5Alp Cep	2.4510	8000.0	83	49167	No
264	GOM_NL__2PRFIN20110725_222754_000000383105_00015_49167_1397.N1	25-JUL-2011 22:27:54	Bright	38.000	110	37Del Cas	2.6780	8900.0	76	49167	No
265	GOM_NL__2PRFIN20110725_223239_000000463105_00015_49167_1398.N1	25-JUL-2011 22:32:39	Bright	46.000	160	23Gam Per	2.9300	4700.0	92	49167	No
266	GOM_NL__2PRFIN20110725_223412_000000453105_00015_49167_1399.N1	25-JUL-2011 22:34:12	Bright	45.000	35	33Alp Per	1.7950	6250.0	90	49167	No
267	GOM_NL__2PRFIN20110725_223555_000000423105_00015_49167_1400.N1	25-JUL-2011 22:35:55	Bright	41.500	6	13Alp Aur	0.080000	3400.0	83	49167	No
268	GOM_NL__2PRFIN20110725_223752_000000593105_00015_49167_1401.N1	25-JUL-2011 22:37:52	Bright	59.000	149	45Eps Per	2.8880	30000.	118	49167	No
269	GOM_NL__2PRFIN20110725_224044_000000513105_00015_49167_1402.N1	25-JUL-2011 22:40:44	Tw_i_and_stray	50.500	150	44Zet Per	2.8900	28000.	101	49167	No
270	GOM_NL__2PRFIN20110725_224339_000000513105_00015_49167_1403.N1	25-JUL-2011 22:43:39	Dark	50.500	146	25Eta Tau	2.8730	15200.	101	49167	No
271	GOM_NL__2PRFIN20110725_224516_000000493105_00015_49167_1404.N1	25-JUL-2011 22:45:16	Dark	48.500	13	87Alp Tau	0.86700	3800.0	97	49167	No
272	GOM_NL__2PRFIN20110725_225053_000000383105_00015_49167_1405.N1	25-JUL-2011 22:50:53	Dark	38.000	128	67Bet Eri	2.7840	9700.0	76	49167	No
273	GOM_NL__2PRFIN20110725_225534_000000523105_00015_49167_1406.N1	25-JUL-2011 22:55:34	Dark	52.000	165	34Gam Eri	2.9500	3200.0	104	49167	No
274	GOM_NL__2PRFIN20110725_230453_000000453105_00015_49167_1407.N1	25-JUL-2011 23:04:53	Dark	45.000	157	The1Eri	2.9060	9300.0	90	49167	No
275	GOM_NL__2PRFIN20110725_231041_000000443105_00016_49168_1399.N1	25-JUL-2011 23:10:41	Dark	43.500	9	Alp Eri	0.45300	24000.	87	49168	No
276	GOM_NL__2PRFIN20110725_231454_000000553105_00016_49168_1400.N1	25-JUL-2011 23:14:54	Straylight	54.500	84	Alp Phe	2.3970	4500.0	109	49168	No
277	GOM_NL__2PRFIN20110725_231748_000000413105_00016_49168_1401.N1	25-JUL-2011 23:17:48	Straylight	40.500	148	Alp Tuc	2.8780	4100.0	81	49168	No
278	GOM_NL__2PRFIN20110725_232101_000000433105_00016_49168_1402.N1	25-JUL-2011 23:21:01	Straylight	43.000	31	Alp Gru	1.7340	15200.	86	49168	No

279	GOM_NL__2PRFIN20110725_232411_000000483105_00016_49168_1403.N1	25-JUL-2011 23:24:11	Straylight	48.000	172	Gam Gru	3.0030	13100.	96	49168	No
280	GOM_NL__2PRFIN20110725_234045_000000393105_00016_49168_1404.N1	25-JUL-2011 23:40:45	Bright	38.500	11	53Alp Aql	0.76500	8000.0	77	49168	No
281	GOM_NL__2PRFIN20110725_234959_000000493105_00016_49168_1405.N1	25-JUL-2011 23:49:59	Bright	48.500	92	53Eps Cyg	2.5000	4500.0	97	49168	No
282	GOM_NL__2PRFIN20110725_235300_000000423105_00016_49168_1406.N1	25-JUL-2011 23:53:00	Bright	42.000	19	50Alp Cyg	1.2460	10500.	84	49168	No
283	GOM_NL__2PRFIN20110725_235818_000000433105_00016_49168_1407.N1	25-JUL-2011 23:58:18	Bright	42.500	89	5Alp Cep	2.4510	8000.0	85	49168	No

3. Quality information per product

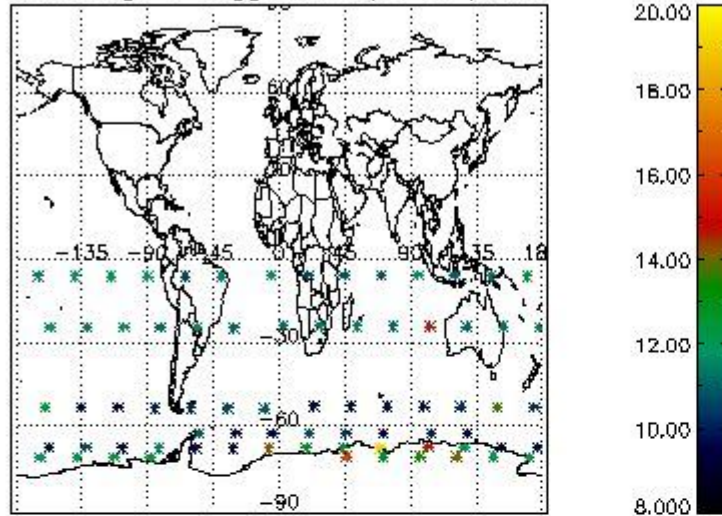
In this section it is plotted some information contained in the Quality Summary data set of the level 2 products. Only products in dark limb conditions and without errors (error flag in the MPH set to "0") are used.

3.1 Plot quality information per product (time dependant)

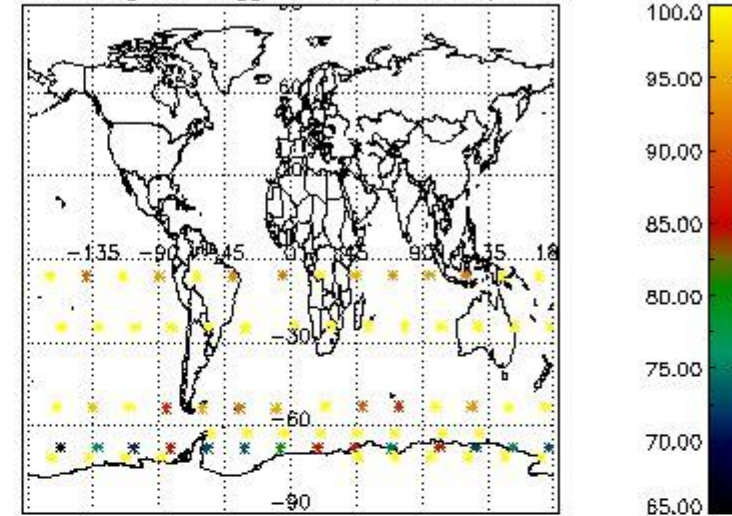


3.2 Plot quality information per product (world map)

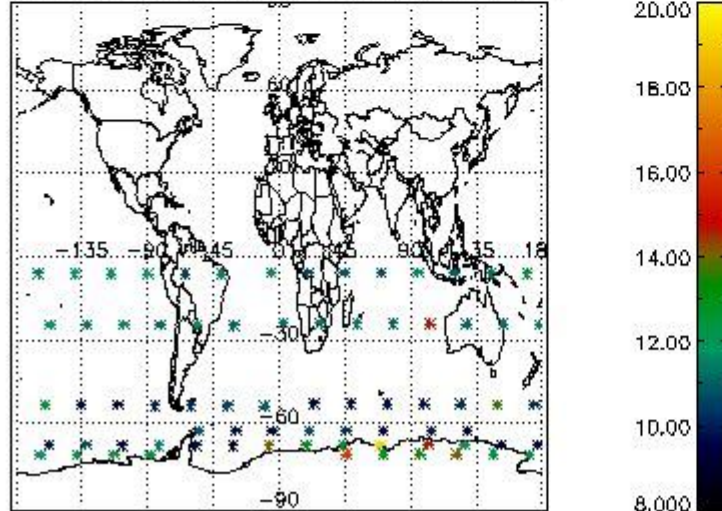
Percentage of flagged data per O3 profile



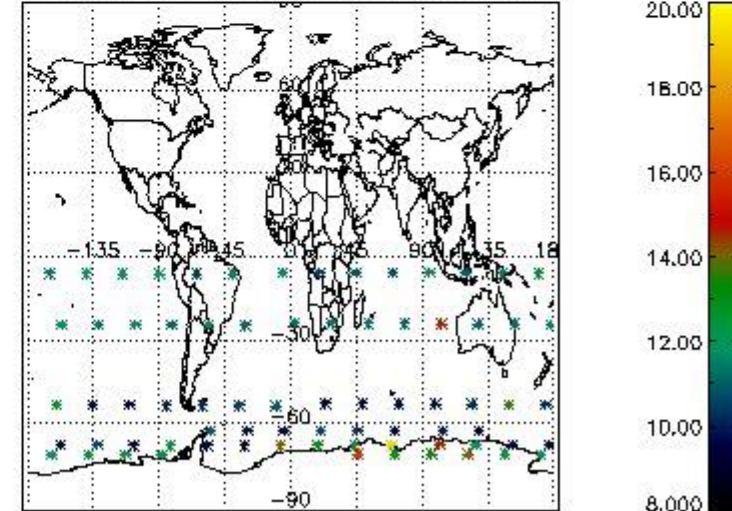
Percentage of flagged data per H2O profile



Percentage of flagged data per NO2 profile



Percentage of flagged data per NO3 profile

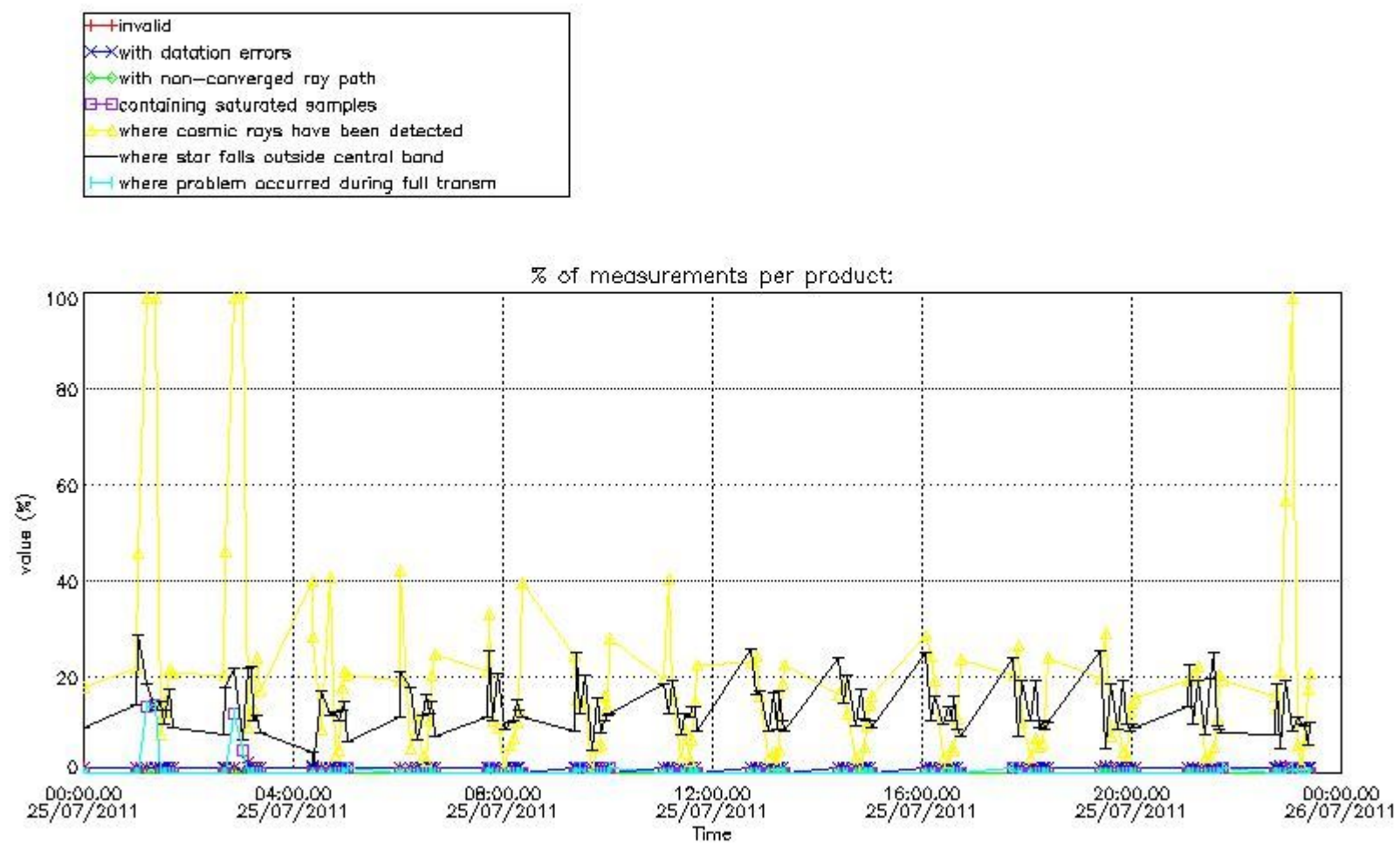


4. Level 1 quality information per product

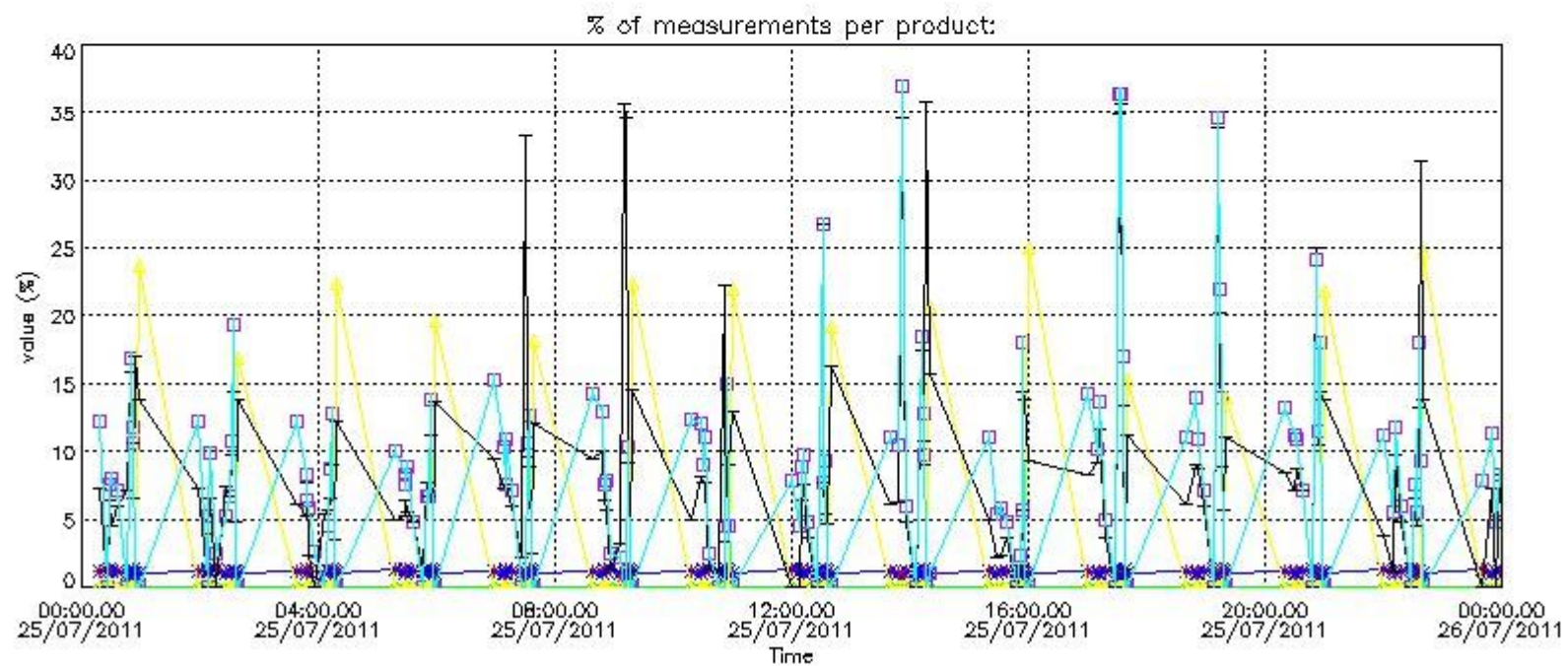
In this section it is plotted some information contained in the Quality Summary data set of the level 2 products that comes from the level 1b processing. Products without errors (error flag in the MPH set to "0") are used.

4.1 Plot quality information per product (time dependant) coming from level 1b processing

4.1.1 Plot level 1 quality information per product (time dependant): ENVISAT ASCENDING passes



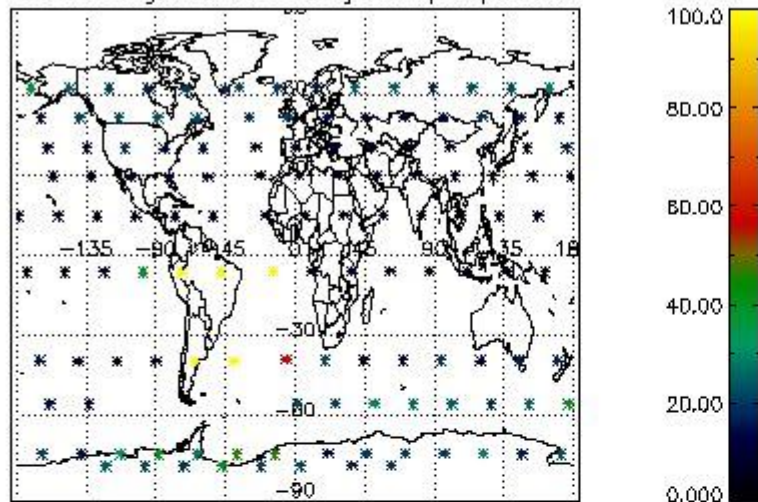
4.1.2 Plot level 1 quality information per product (time dependant): ENVI SAT DESCENDING passes



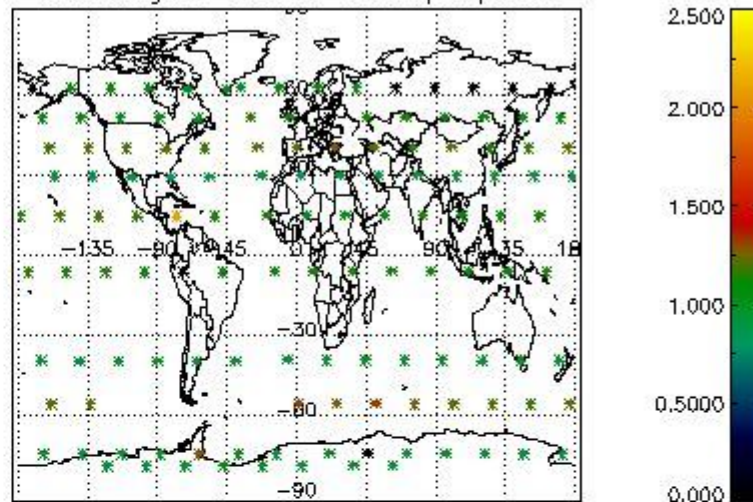
4.2 Plot quality information per product coming from level 1b processing (world map)

4.2.1 Plot level 1 quality information per product (world map): ENVISAT ASCENDING passes

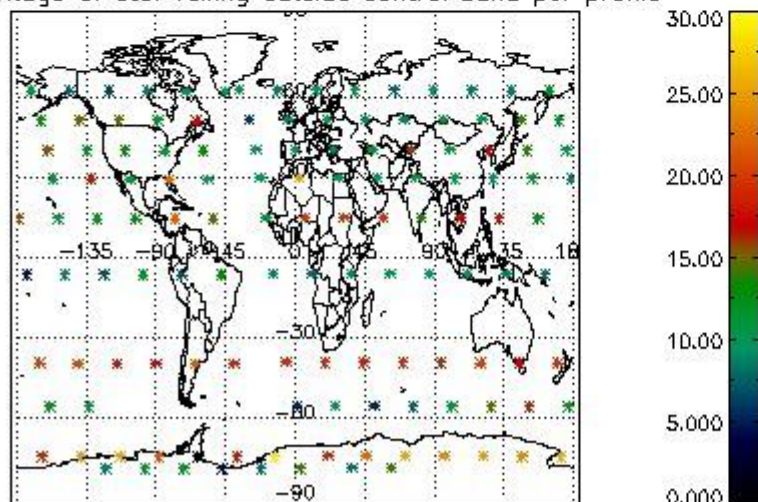
Percentage of cosmic ray hits per profile



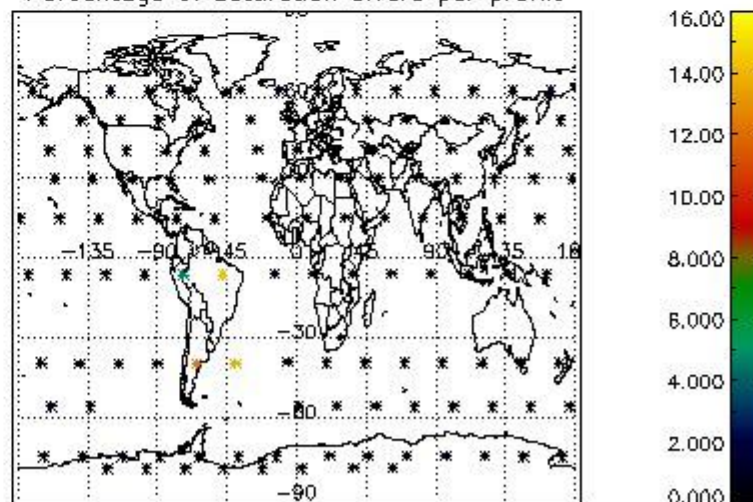
Percentage of datation errors per profile



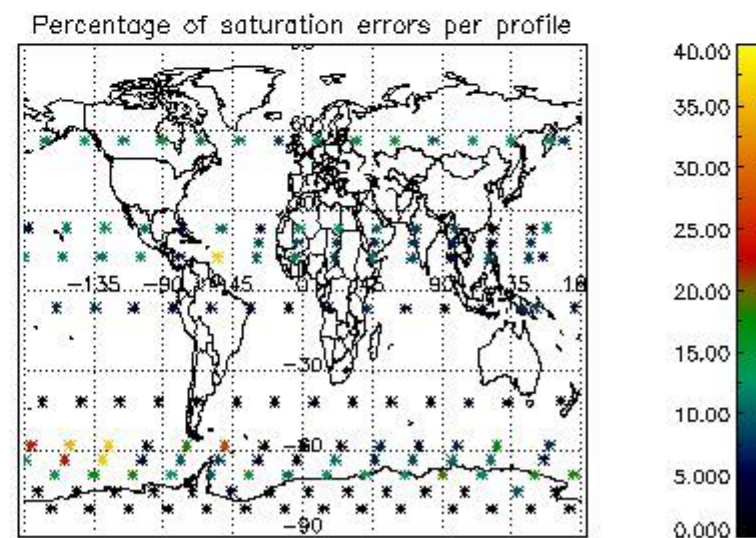
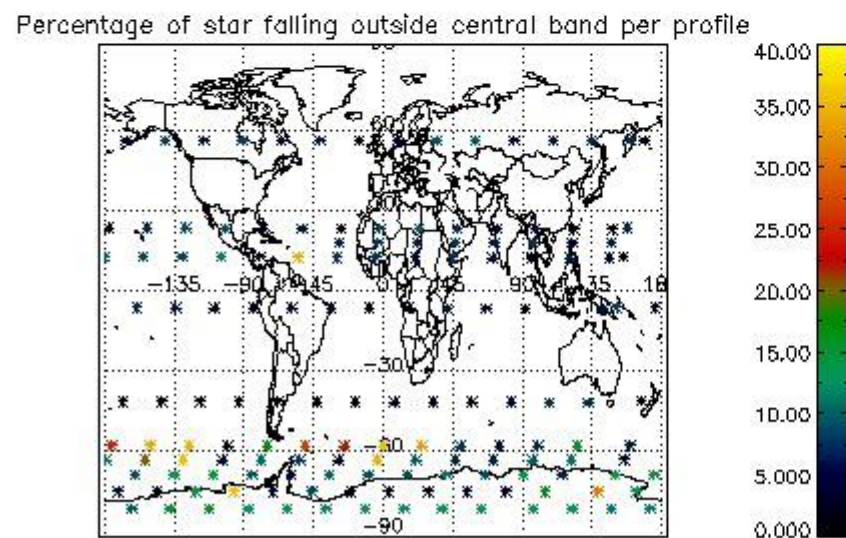
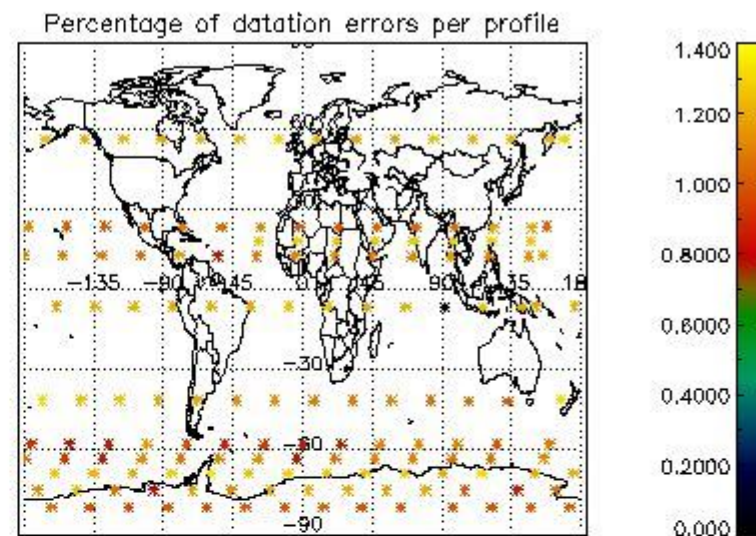
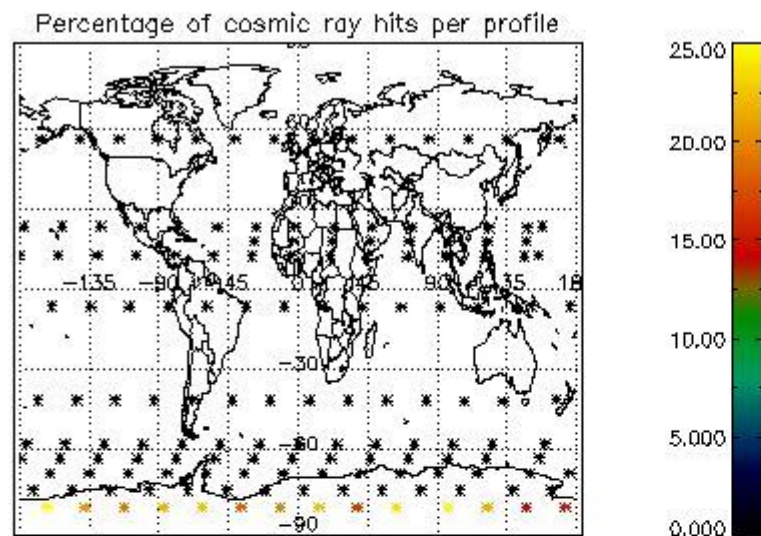
Percentage of star falling outside central band per profile



Percentage of saturation errors per profile



4.2.2 Plot level 1 quality information per product (world map): ENVISAT DESCENDING passes



5. Trace gas profiles

5.1 Ozone statistics based on quality of products

The final quality of the products can be "measured" using the STD (Standard Deviation) attached to every point profile. This information is written to the parameter GOM_NL__2P/NL_LOCAL_SPECIES_DENSITY/o3_std of the level 2 products. The table below shows the statistics for given STD ranges.

The statistics are given with respect to the overall valid production:

- Products without fatal errors: GOM_NL__2P/MPH/PRODUCT_ERR=0
- Valid point profile: GOM_NL__2P/NL_LOCAL_SPECIES_DENSITY/pcd(0)=0

The 'Criteria' is applied to valid points of dark limb products:

- Products in dark limb illumination condition: GOM_NL__2P/NL_SUMMARY_QUALITY/obs_ill_cond=0
- Products without fatal errors: GOM_NL__2P/MPH/PRODUCT_ERR=0
- Valid point profile: GOM_NL__2P/NL_LOCAL_SPECIES_DENSITY/pcd(0)=0

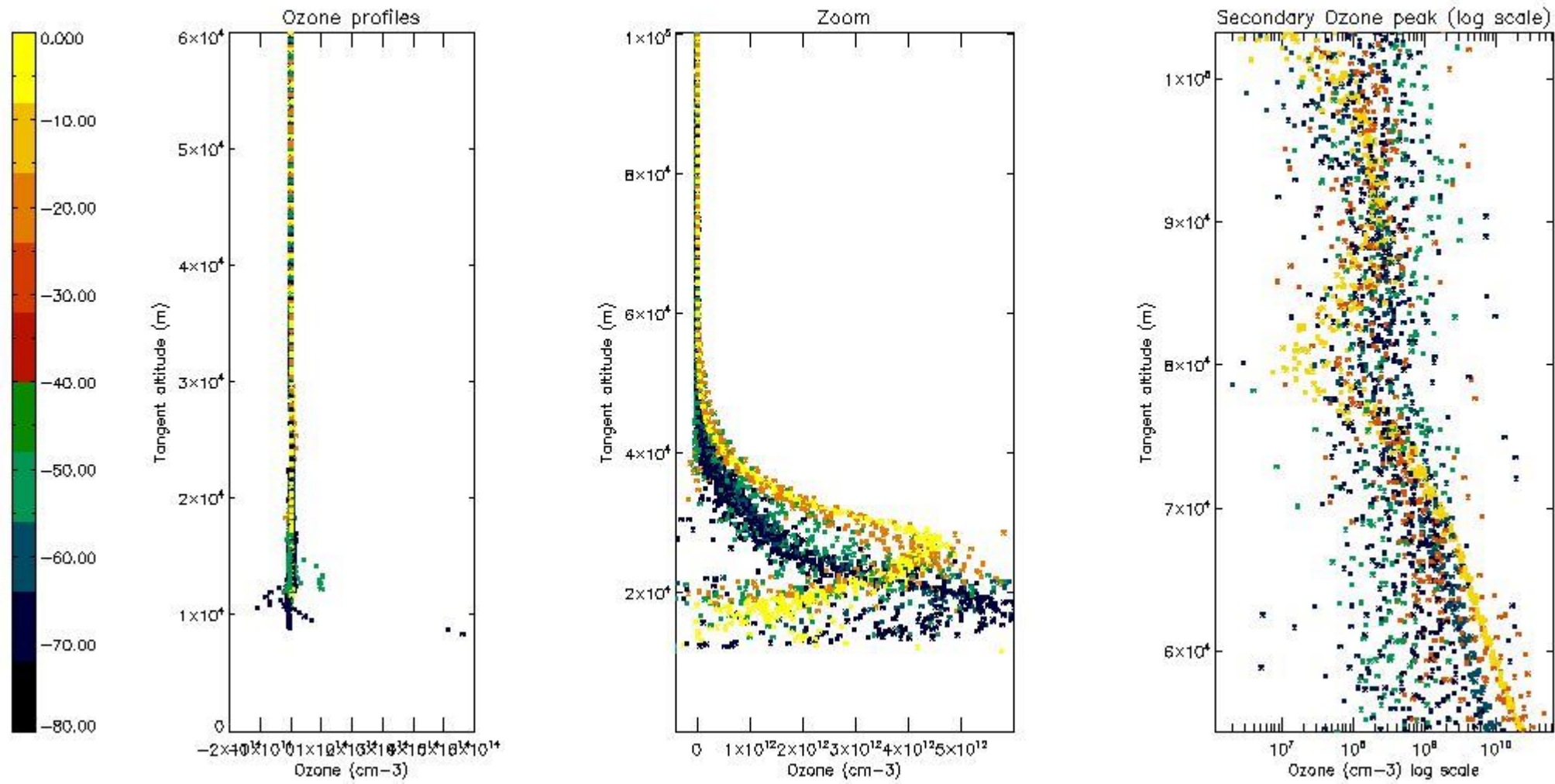
So, the table below shows the percentage of dark limb and valid observations for each criteria with respect to the overall valid daily observations.

Criteria	% of total production
All STD	27
STD < 20	10

STD < 10	6
STD < 5	3

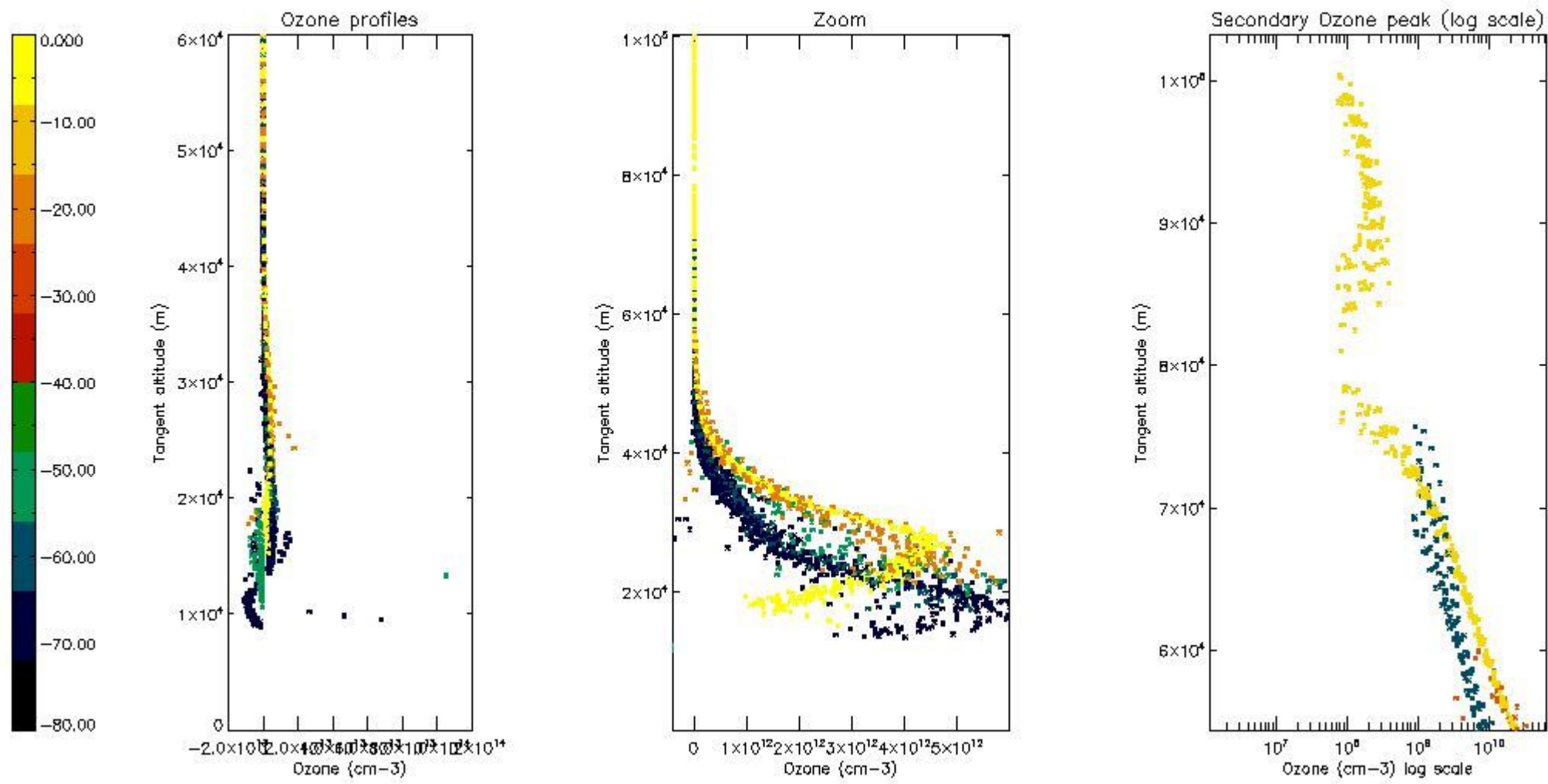
5.2 Plot ozone profiles for all STD (dark without errors)

The colorbar represents the latitude.



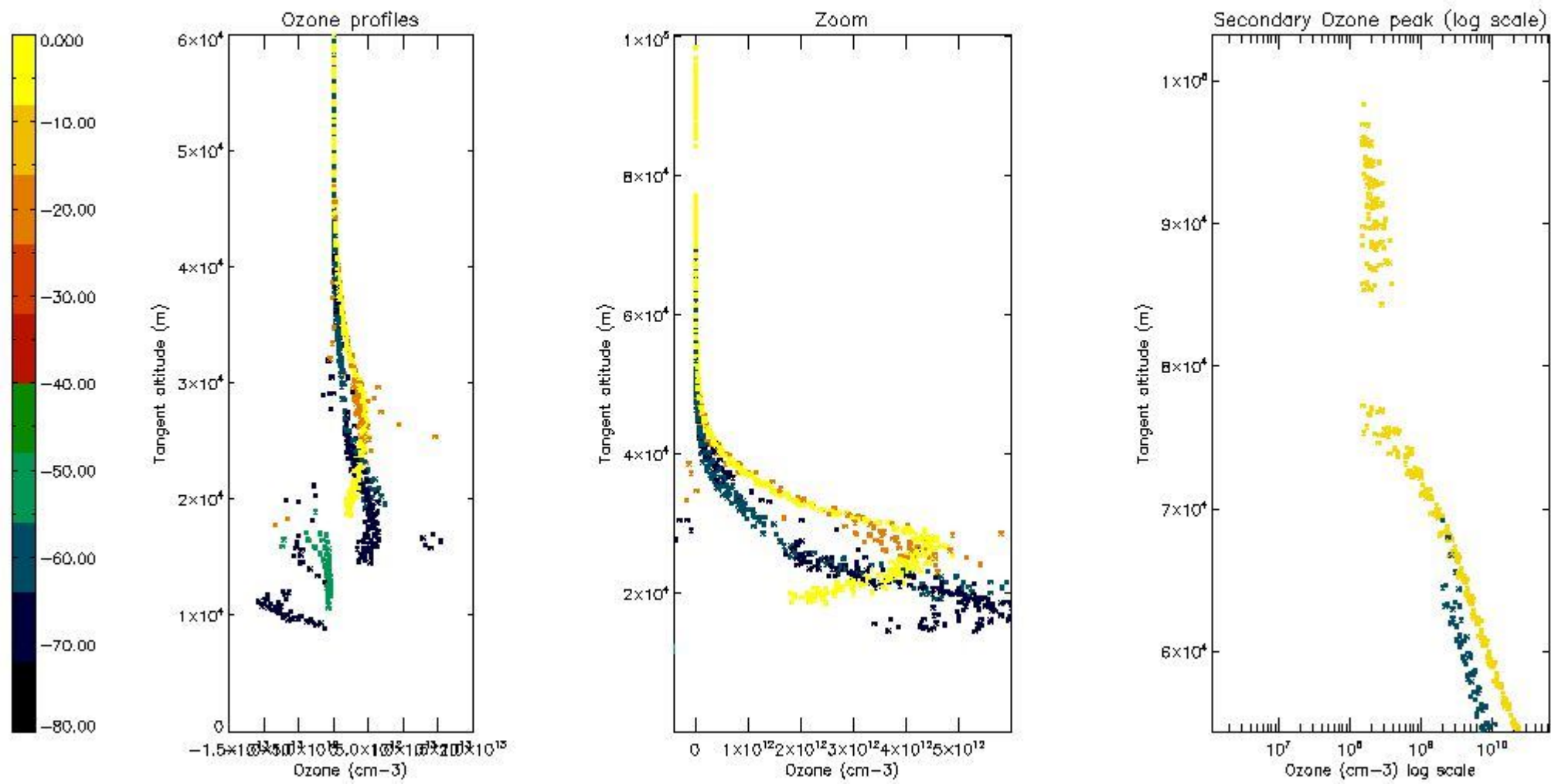
5.3 Plot ozone profiles where STD < 20% (dark without errors)

The colorbar represents the latitude.



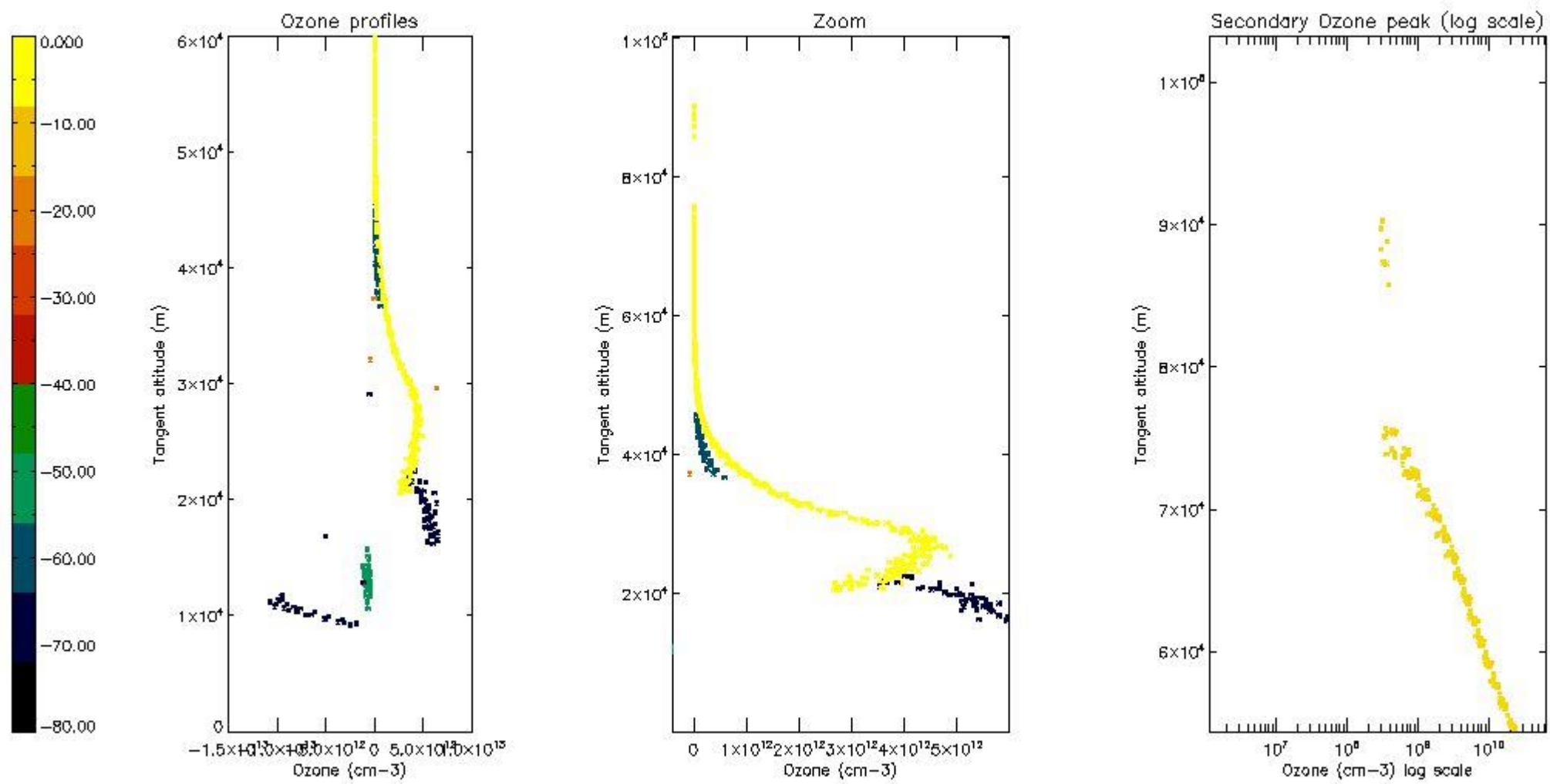
5.4 Plot ozone profiles where $STD < 10\%$ (dark without errors)

The colorbar represents the latitude.



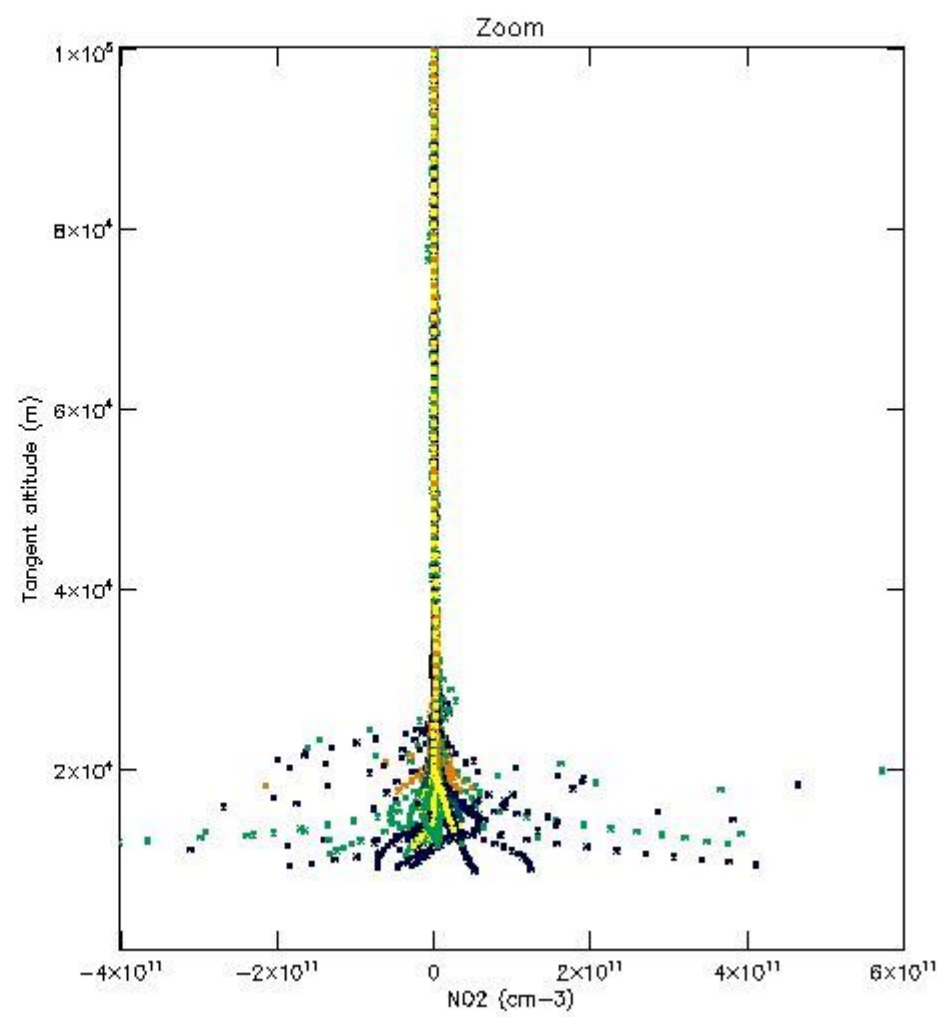
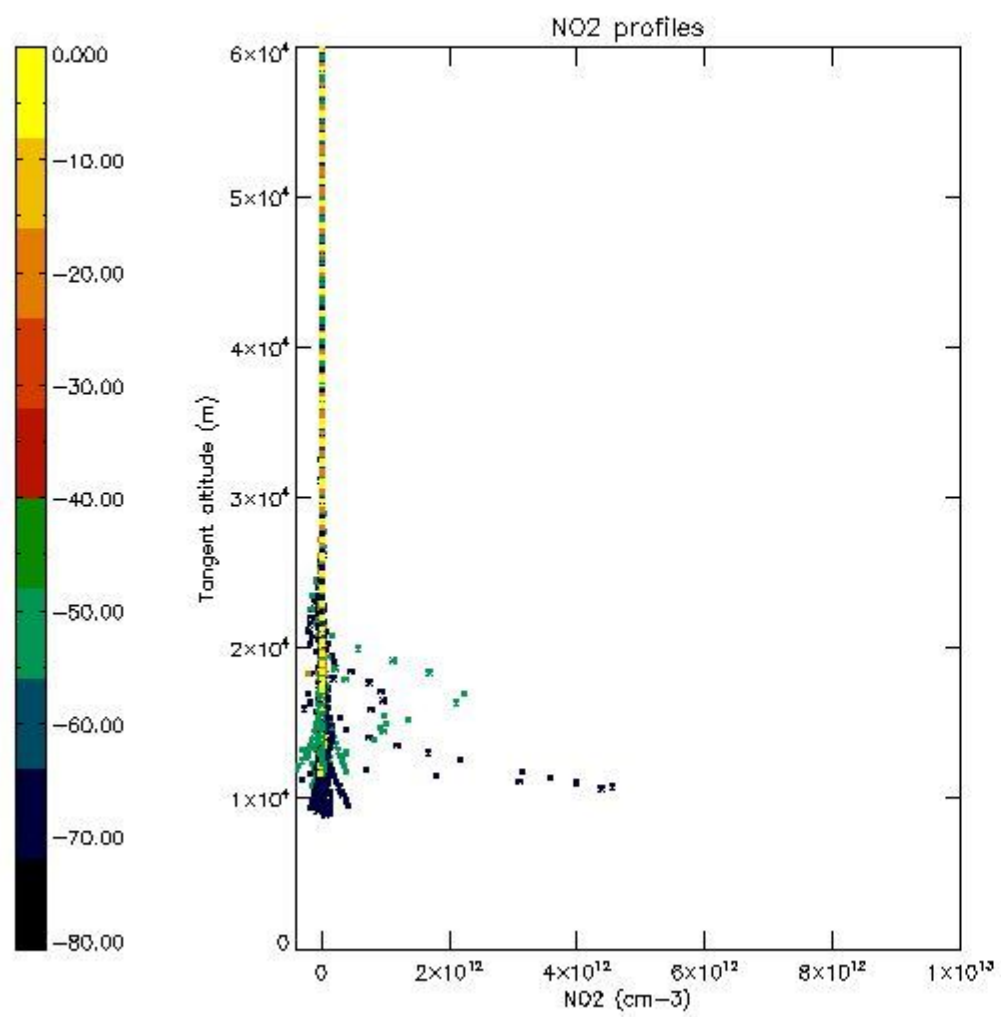
5.5 Plot ozone profiles where $STD < 5\%$ (dark without errors)

The colorbar represents the latitude.



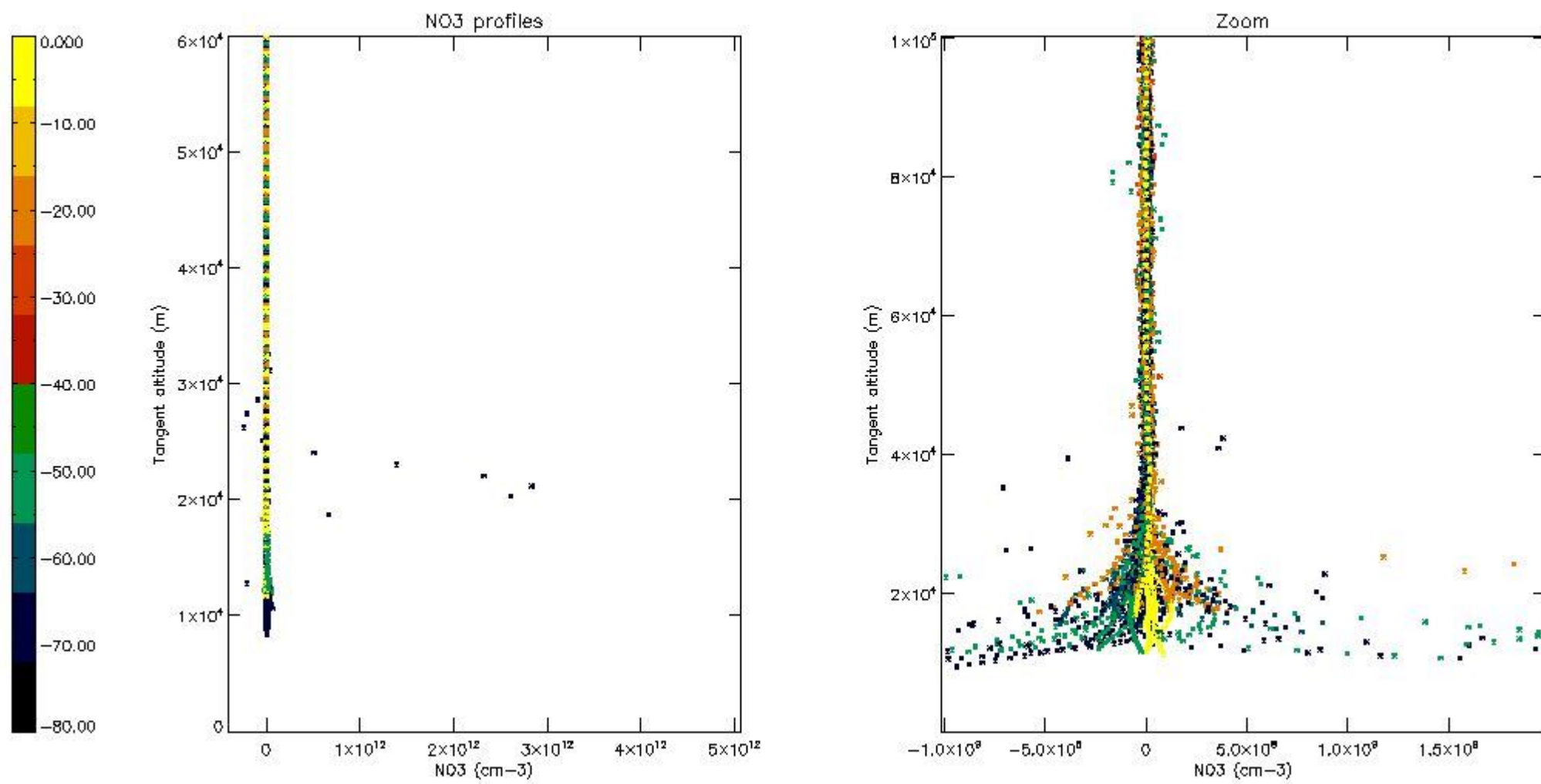
5.6 Plot NO₂ profiles for all STD (dark without errors)

The colorbar represents the latitude.



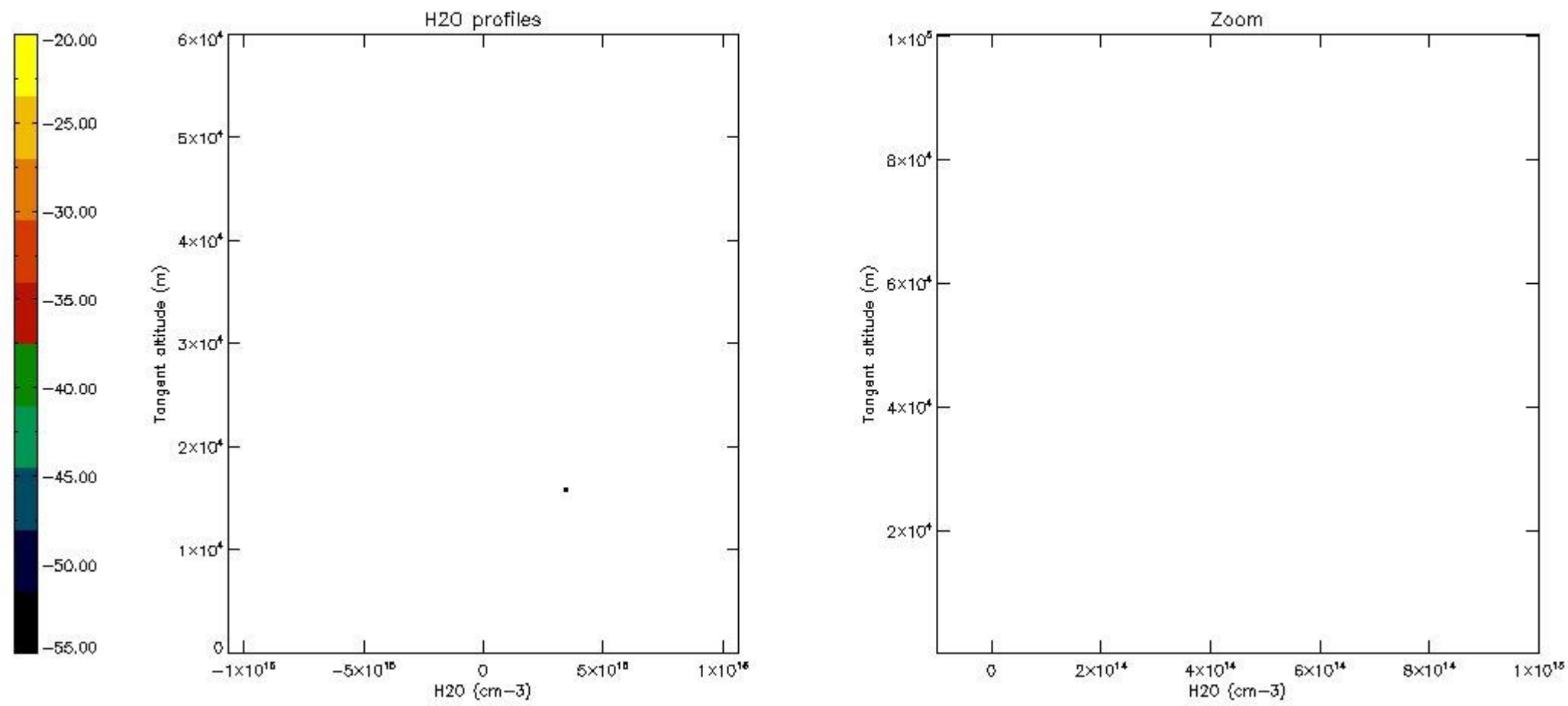
5.7 Plot NO3 profiles for all STD (dark without errors)

The colorbar represents the latitude.



5.8 Plot H2O profiles for all STD (only for occultations of stars 1,2,3,4,13,14,16,26,63 dark without errors)

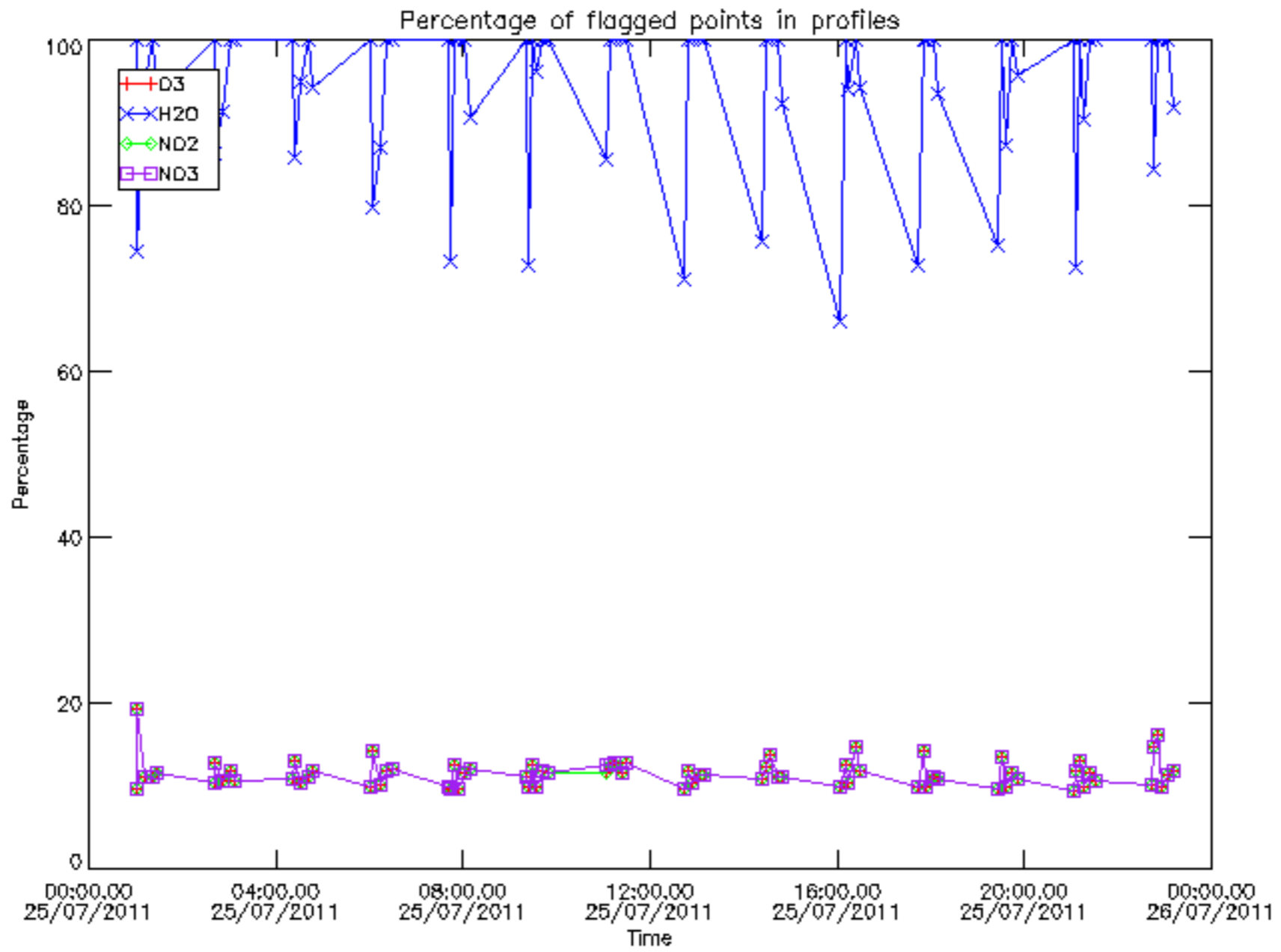
The colorbar represents the latitude.



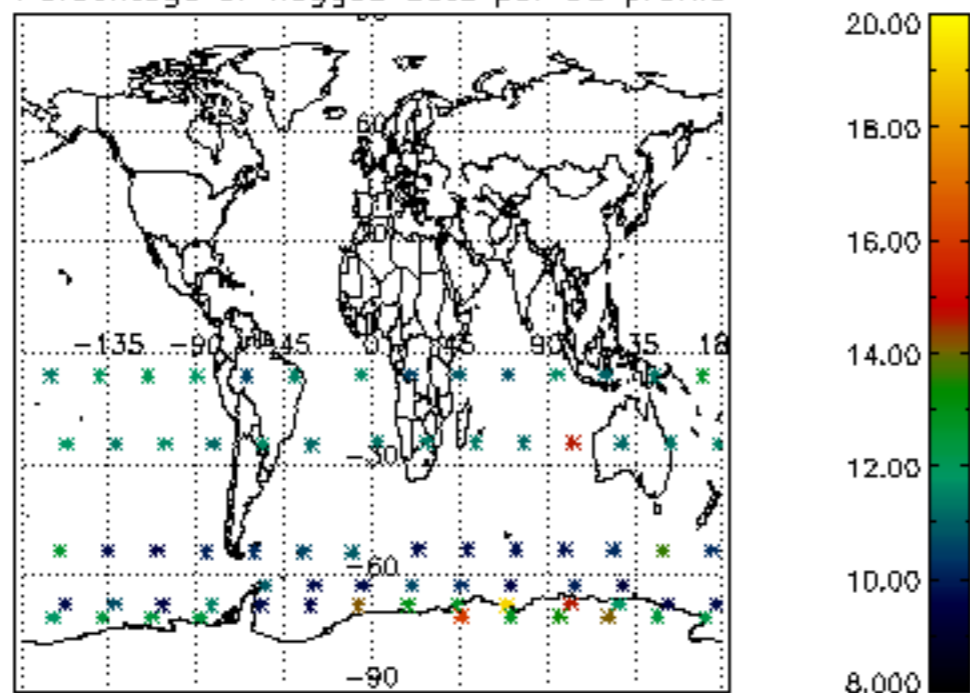
6. Auxiliary Data Files used for the production reported in section 2

The number reported in the third column indicates since which file (see list in section 2) the corresponding auxiliary file has been used. The fourth column is the date of those product files.

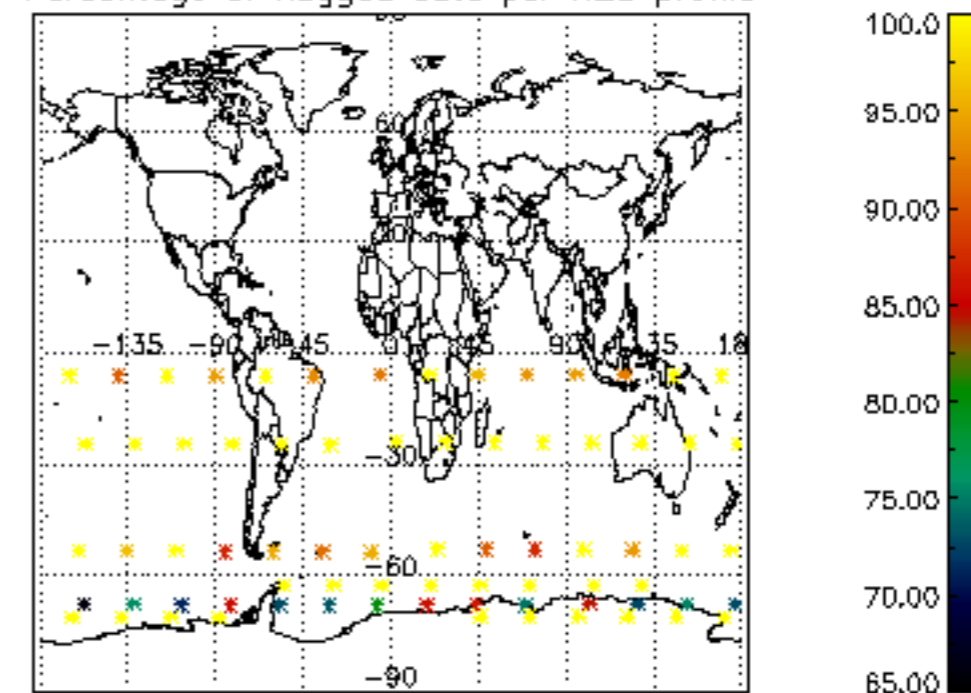
Type	Auxiliary Filename	Used since product	Used since product date
INST_PHYS_CHARACTERISTICS	GOM_INS_AXVIEC20091111_143220_20030716_120000_20500101_000000	1	25-JUL-2011 00:00:48
LEVEL-2_PROC_CONFIG	GOM_PR2_AXVIEC20091111_152718_20020301_000000_20500101_000000	1	25-JUL-2011 00:00:48
CROSS_SECTIONS_FILE	GOM_CRS_AXVIEC20091111_154832_20020301_000000_20500101_000000	1	25-JUL-2011 00:00:48



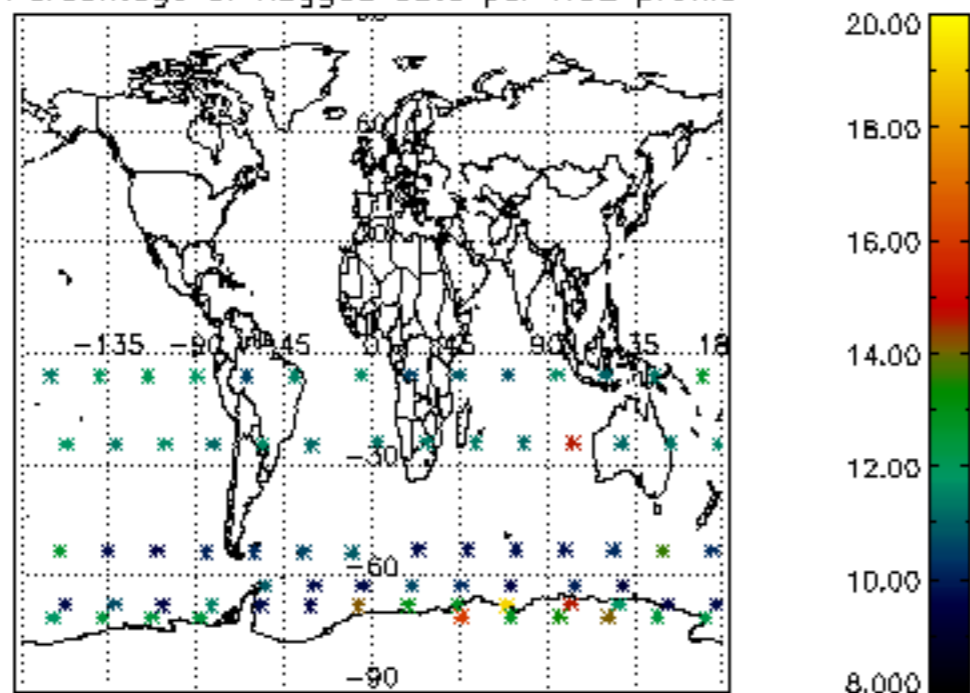
Percentage of flagged data per D3 profile



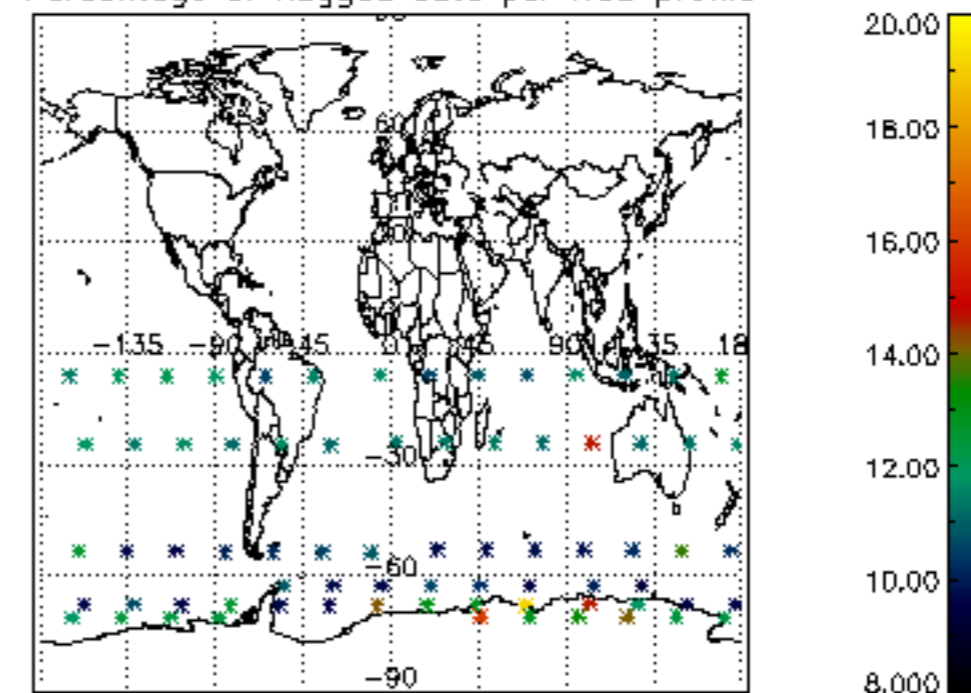
Percentage of flagged data per H2O profile

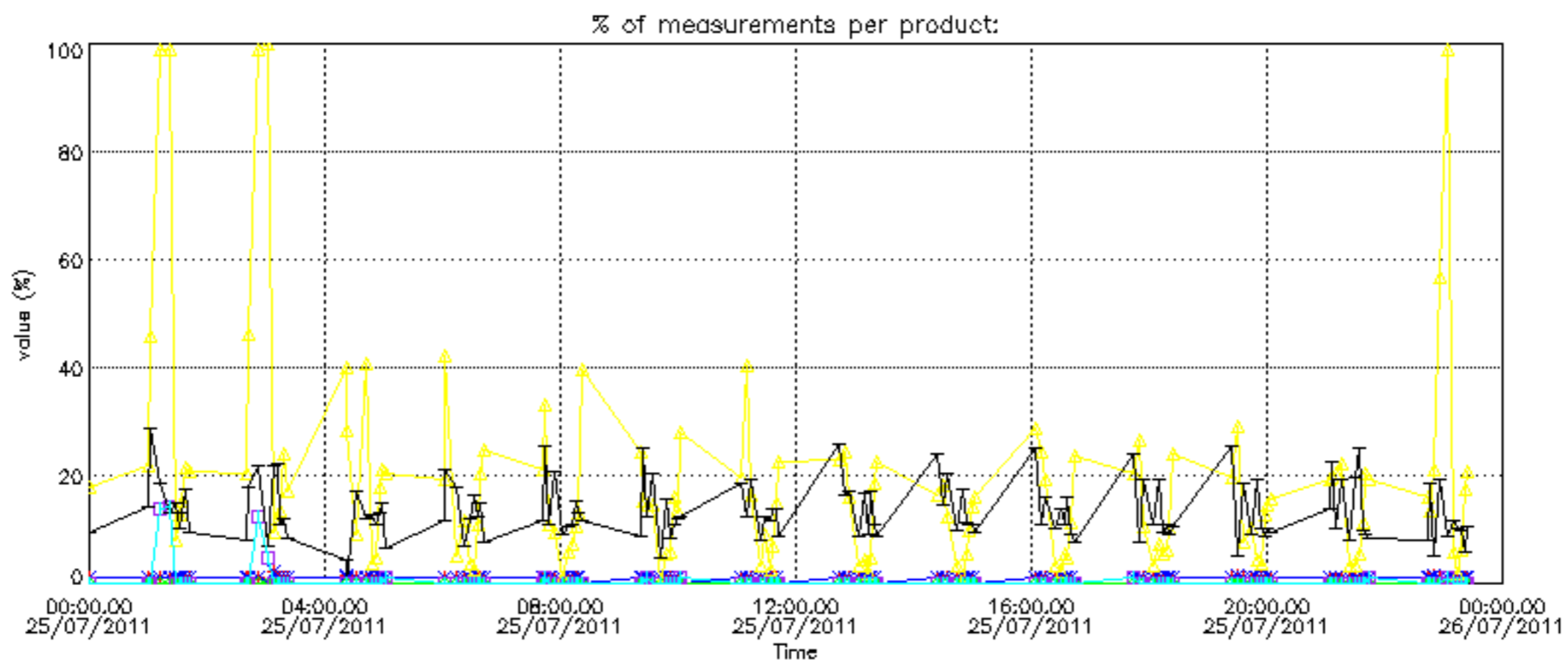


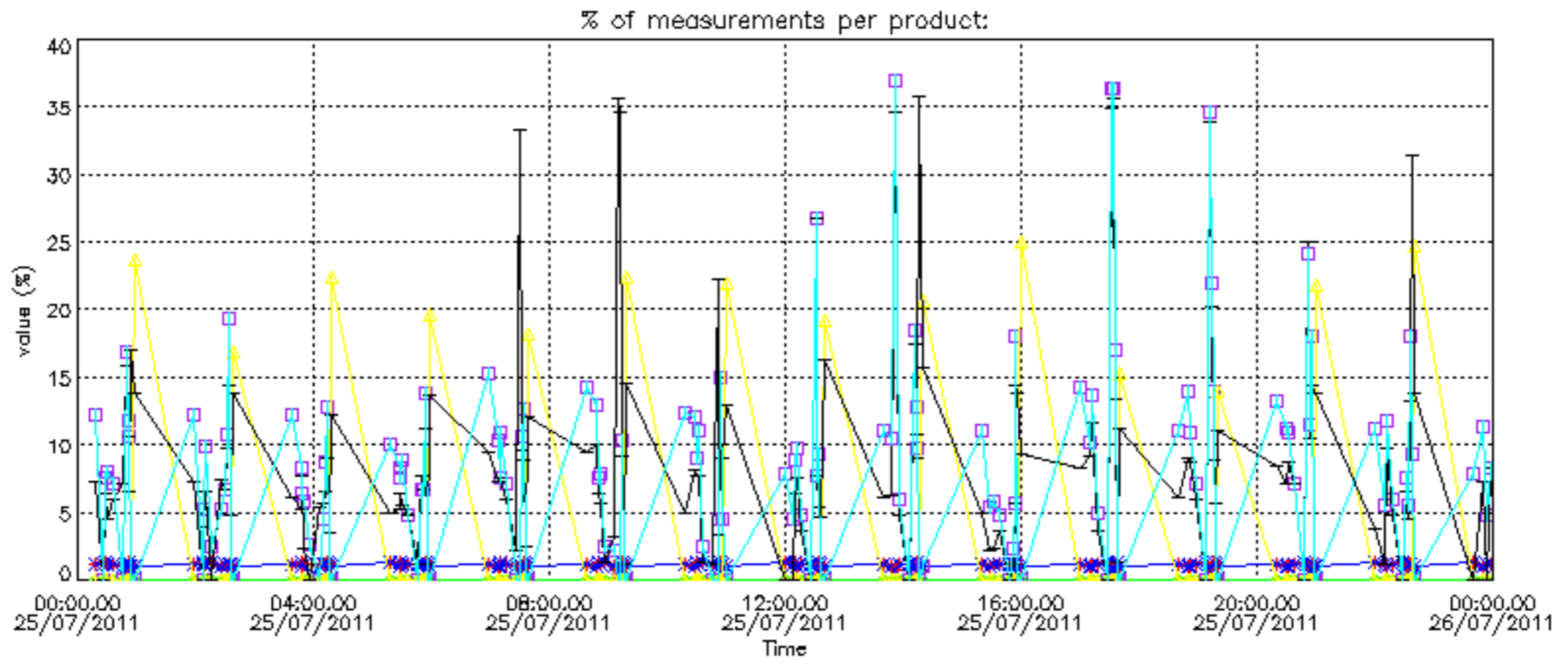
Percentage of flagged data per NO2 profile



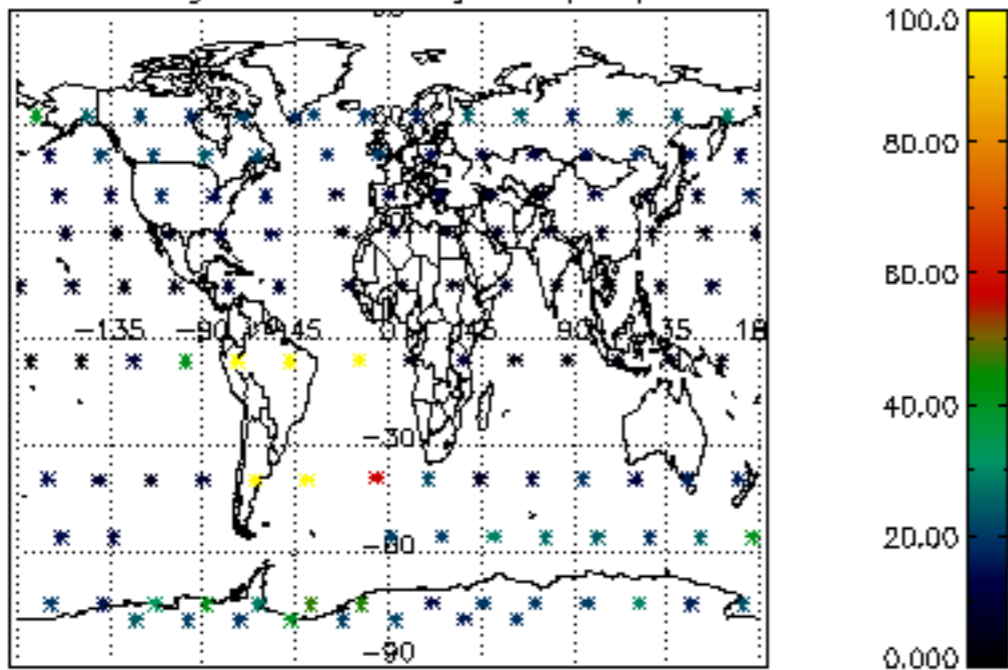
Percentage of flagged data per NO3 profile



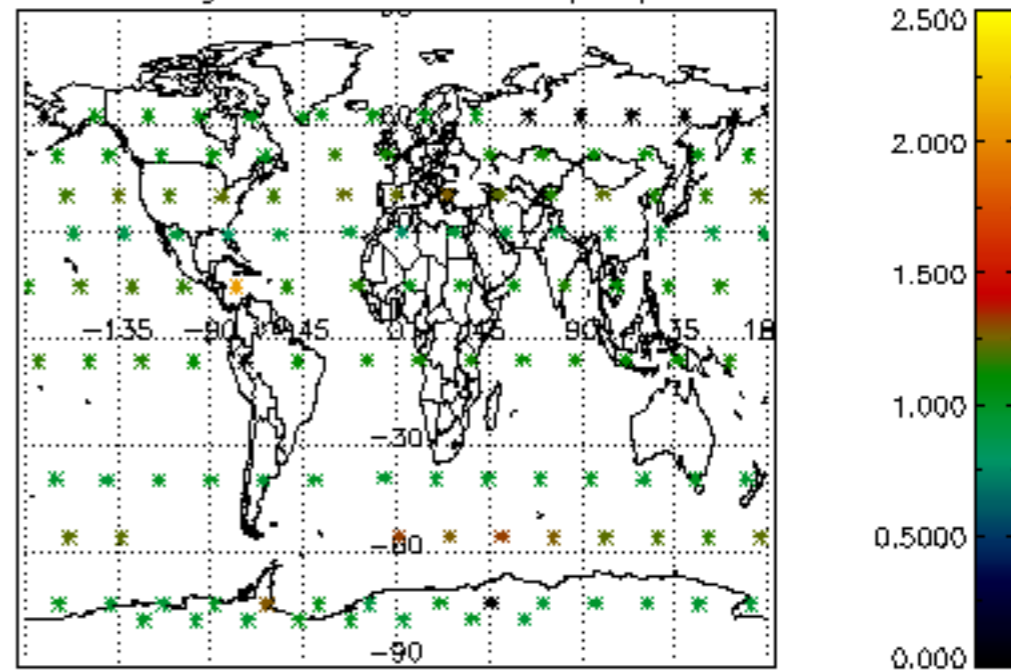




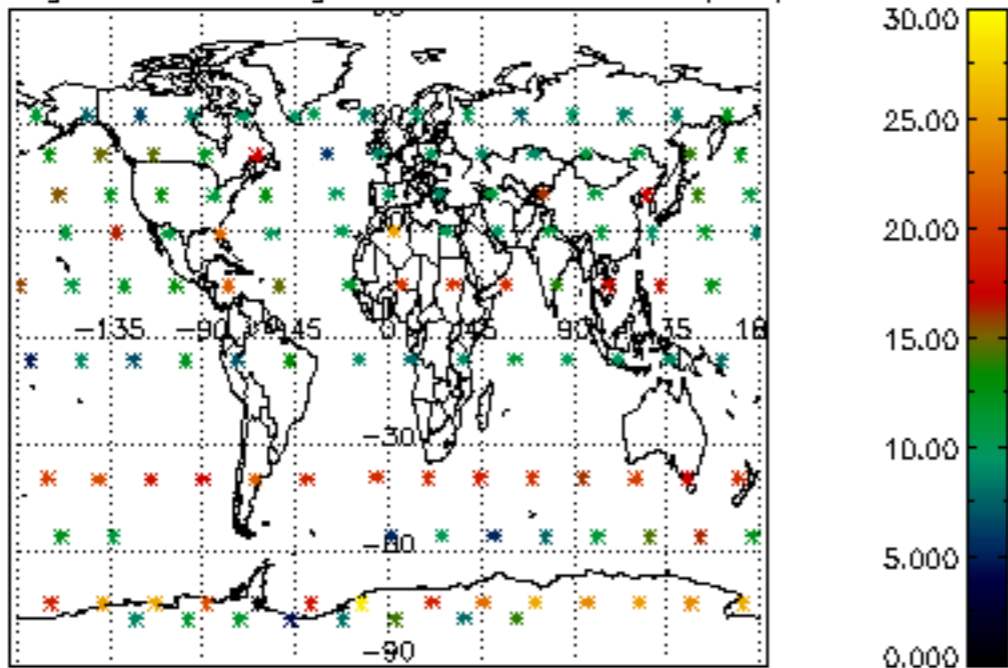
Percentage of cosmic ray hits per profile



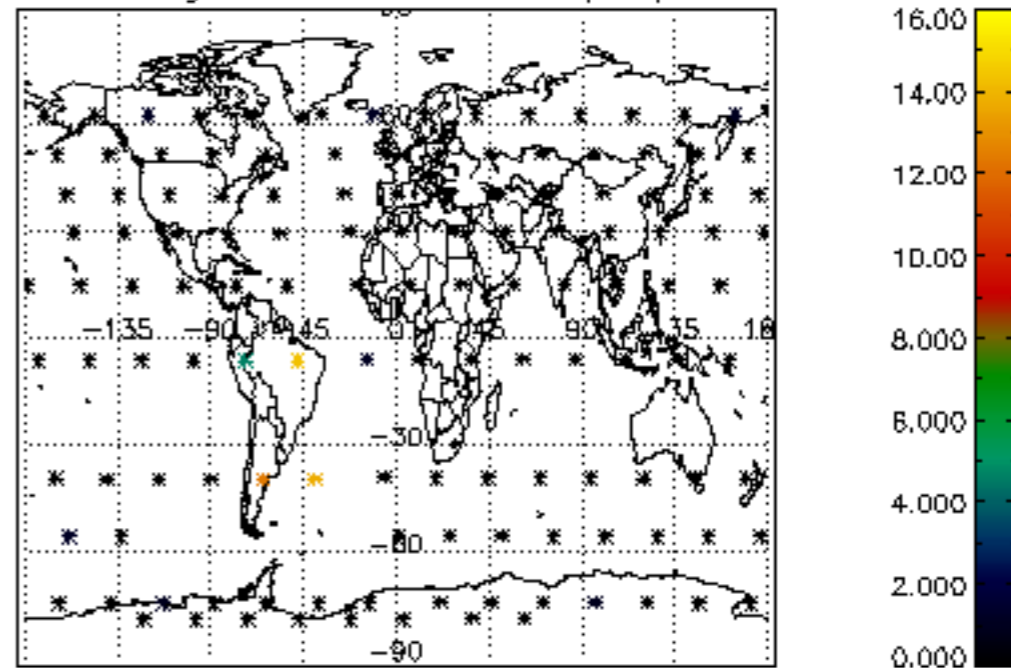
Percentage of datation errors per profile



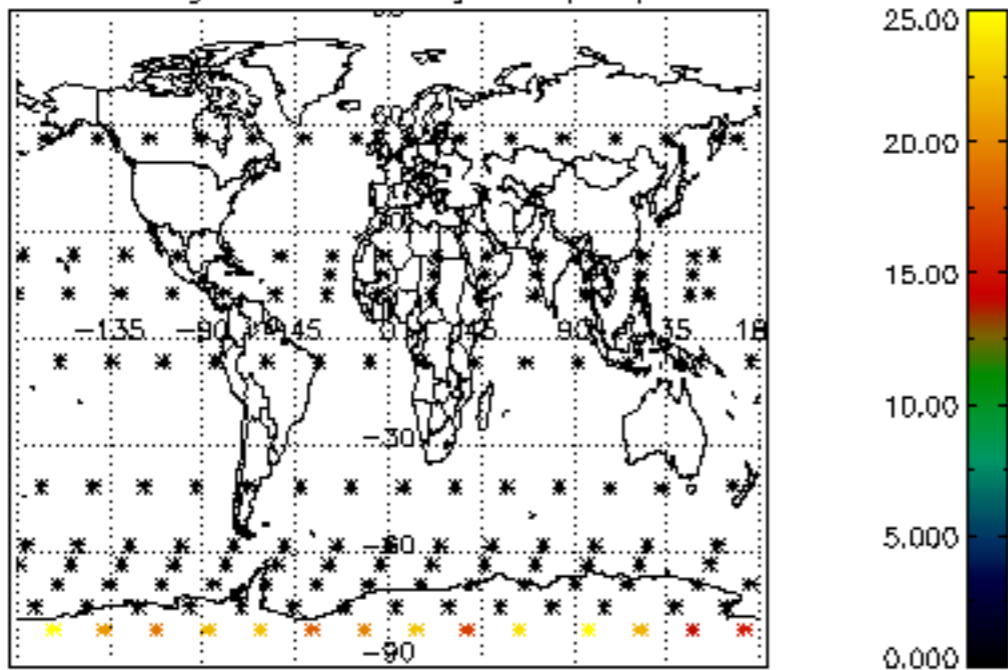
Percentage of star falling outside central band per profile



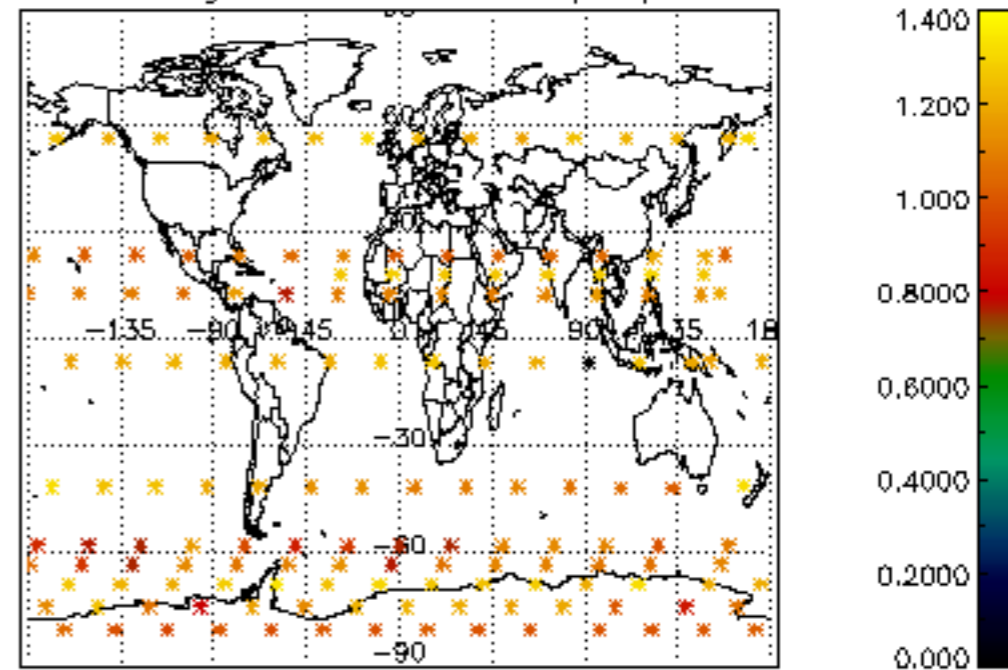
Percentage of saturation errors per profile



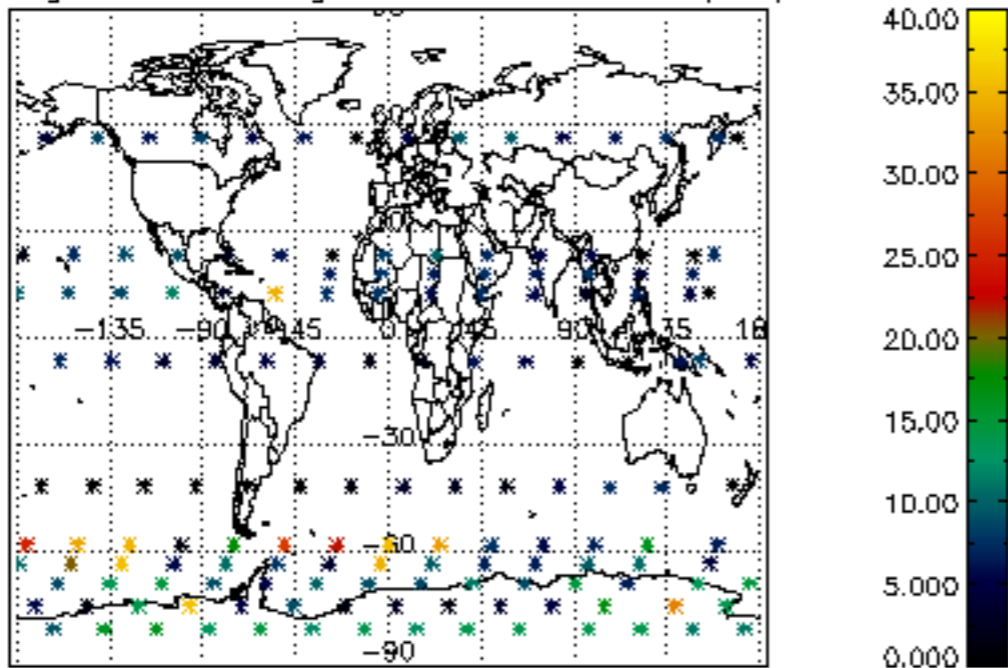
Percentage of cosmic ray hits per profile



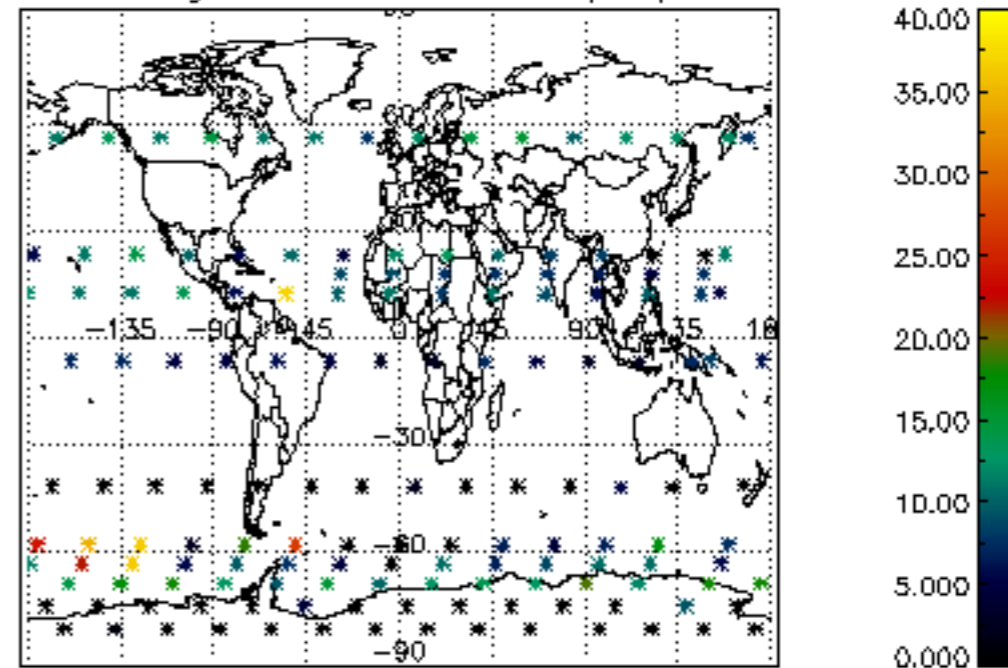
Percentage of datation errors per profile

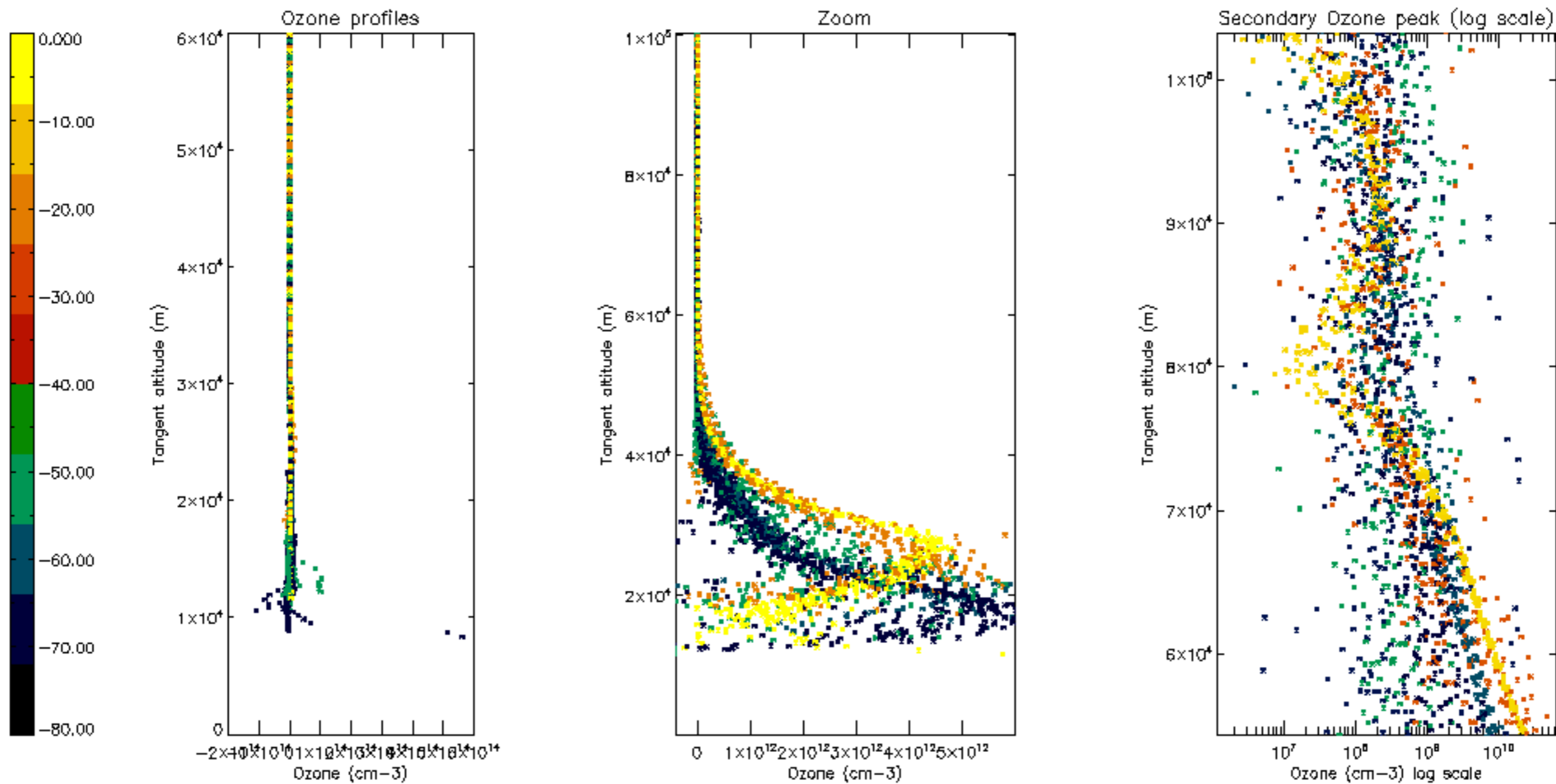


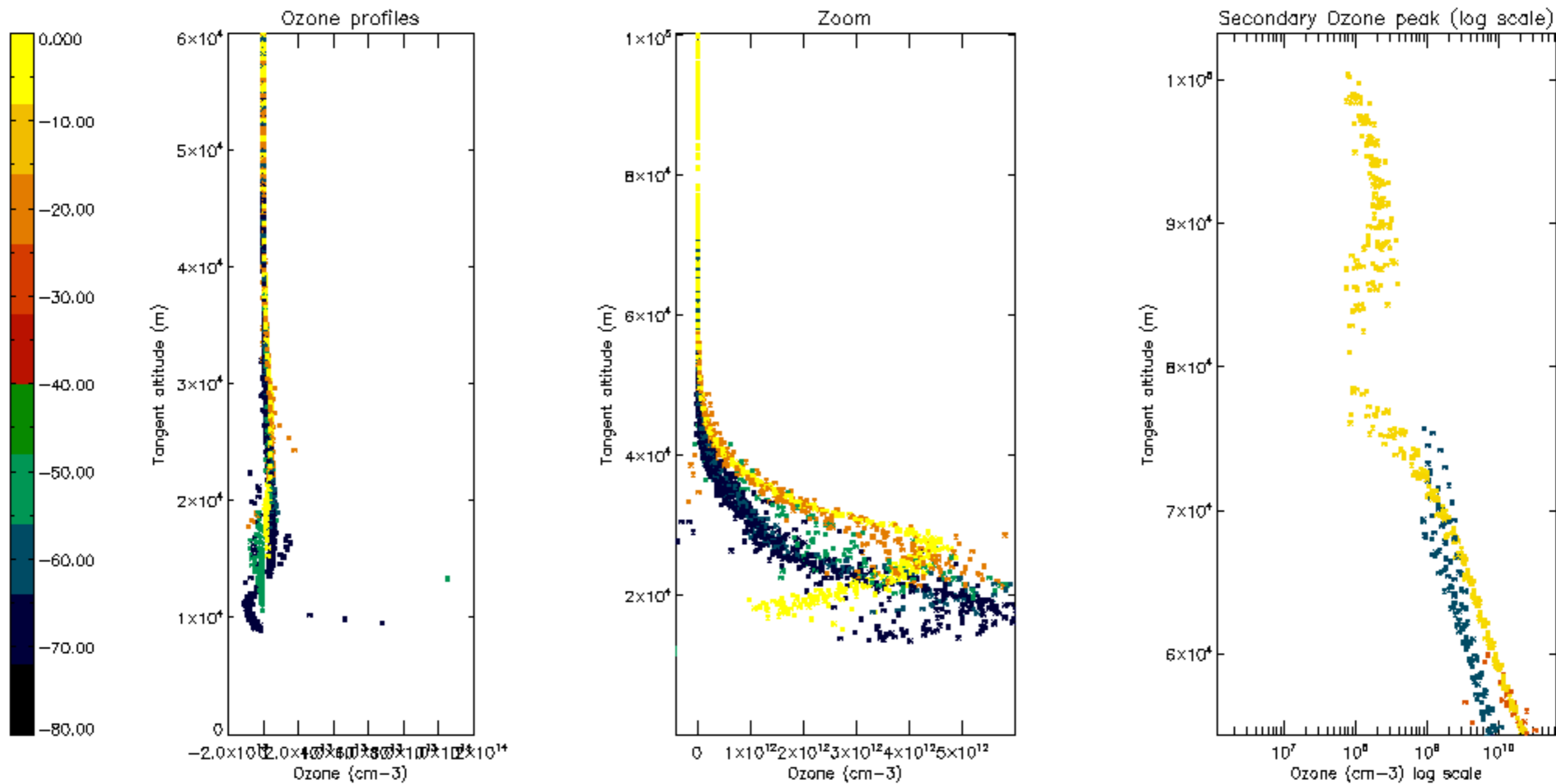
Percentage of star falling outside central band per profile

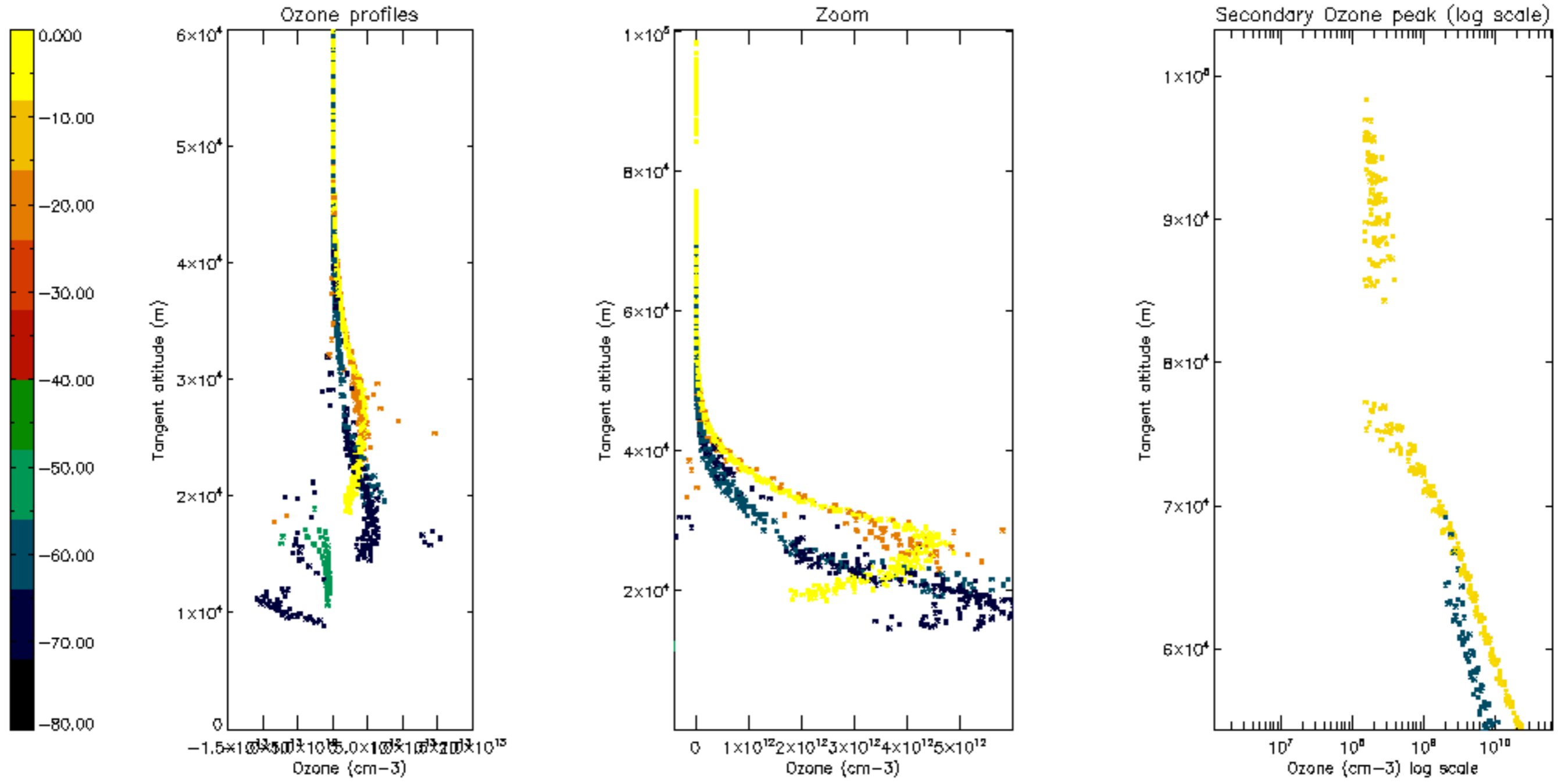


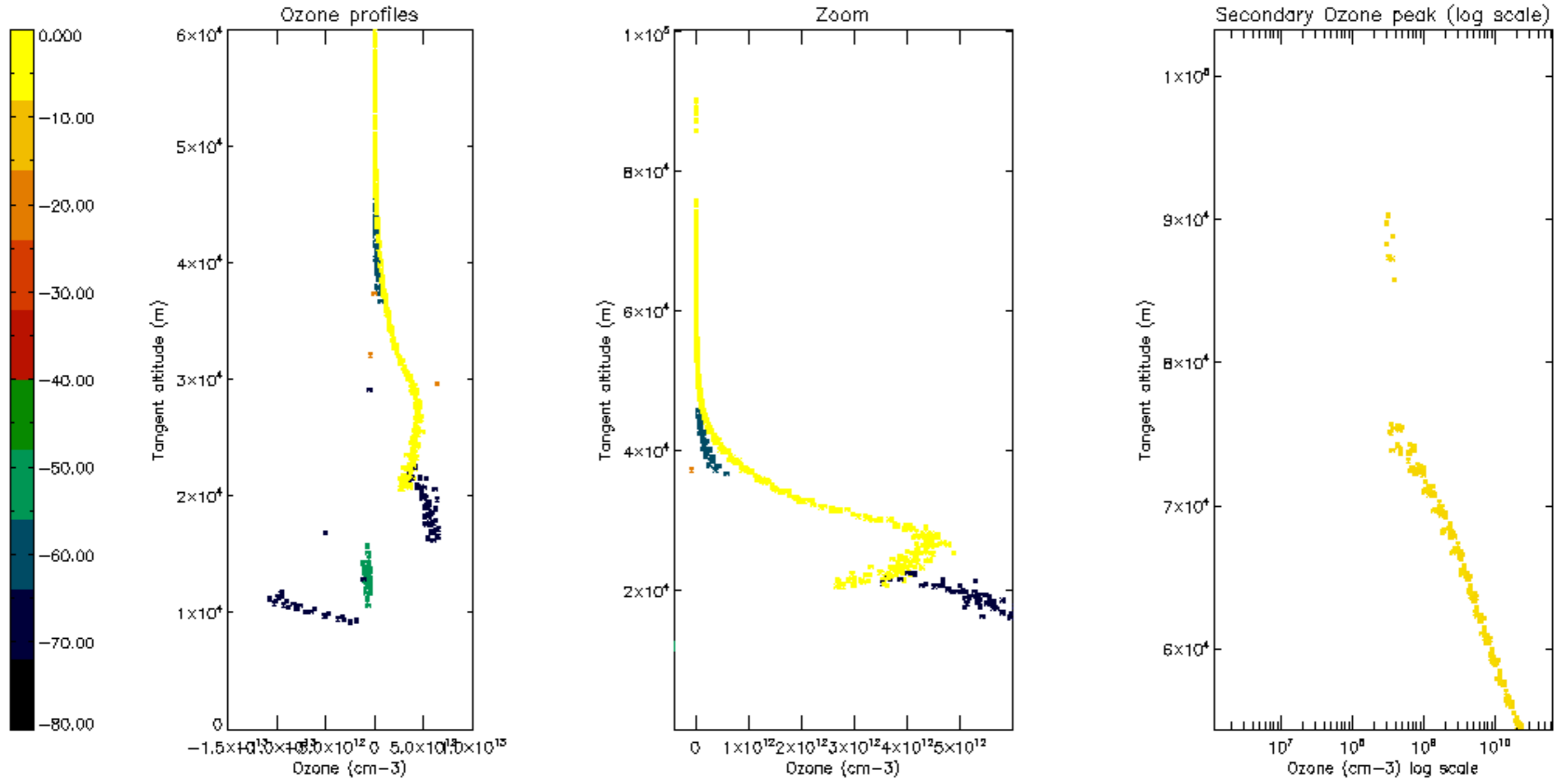
Percentage of saturation errors per profile

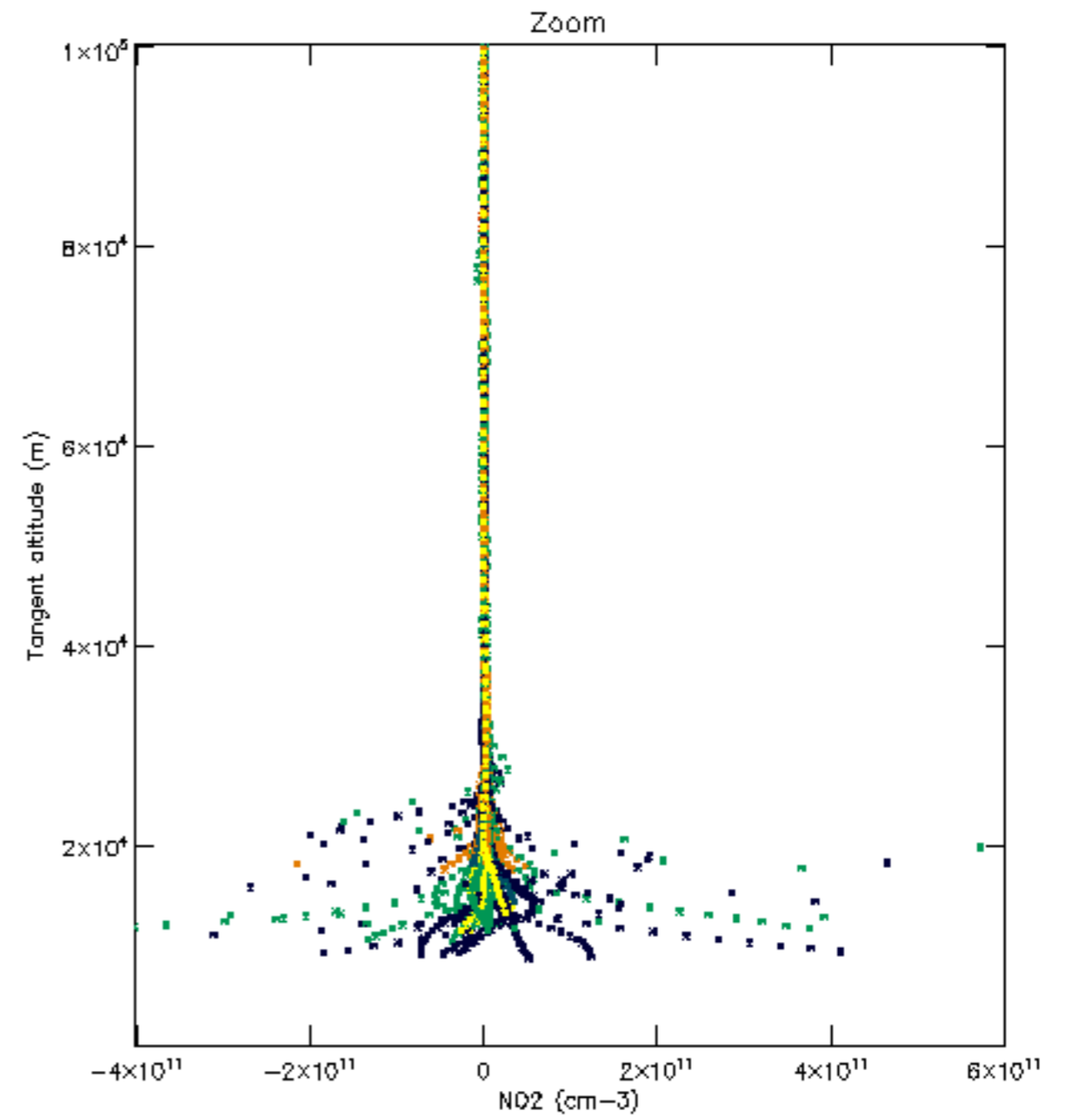
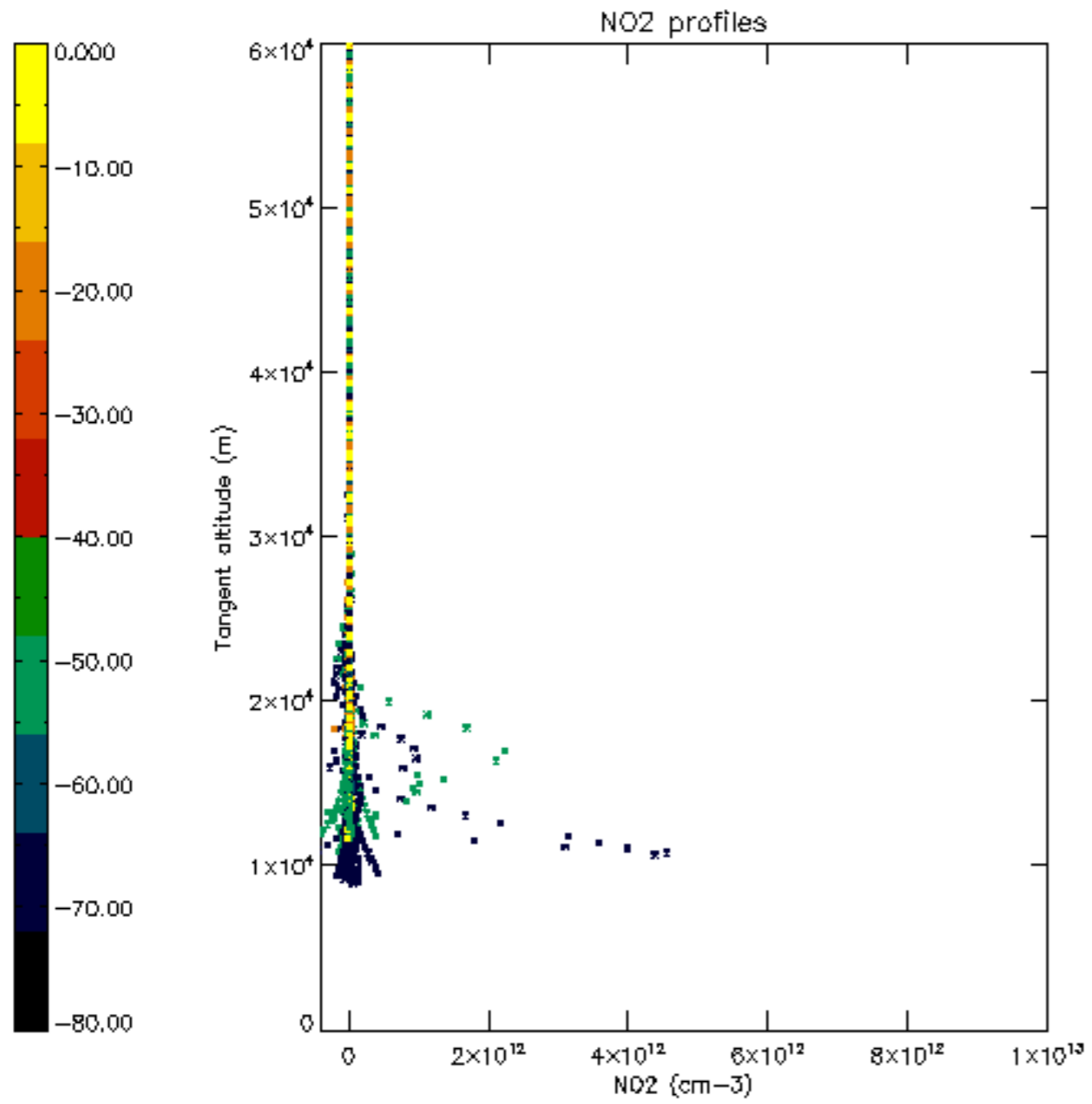


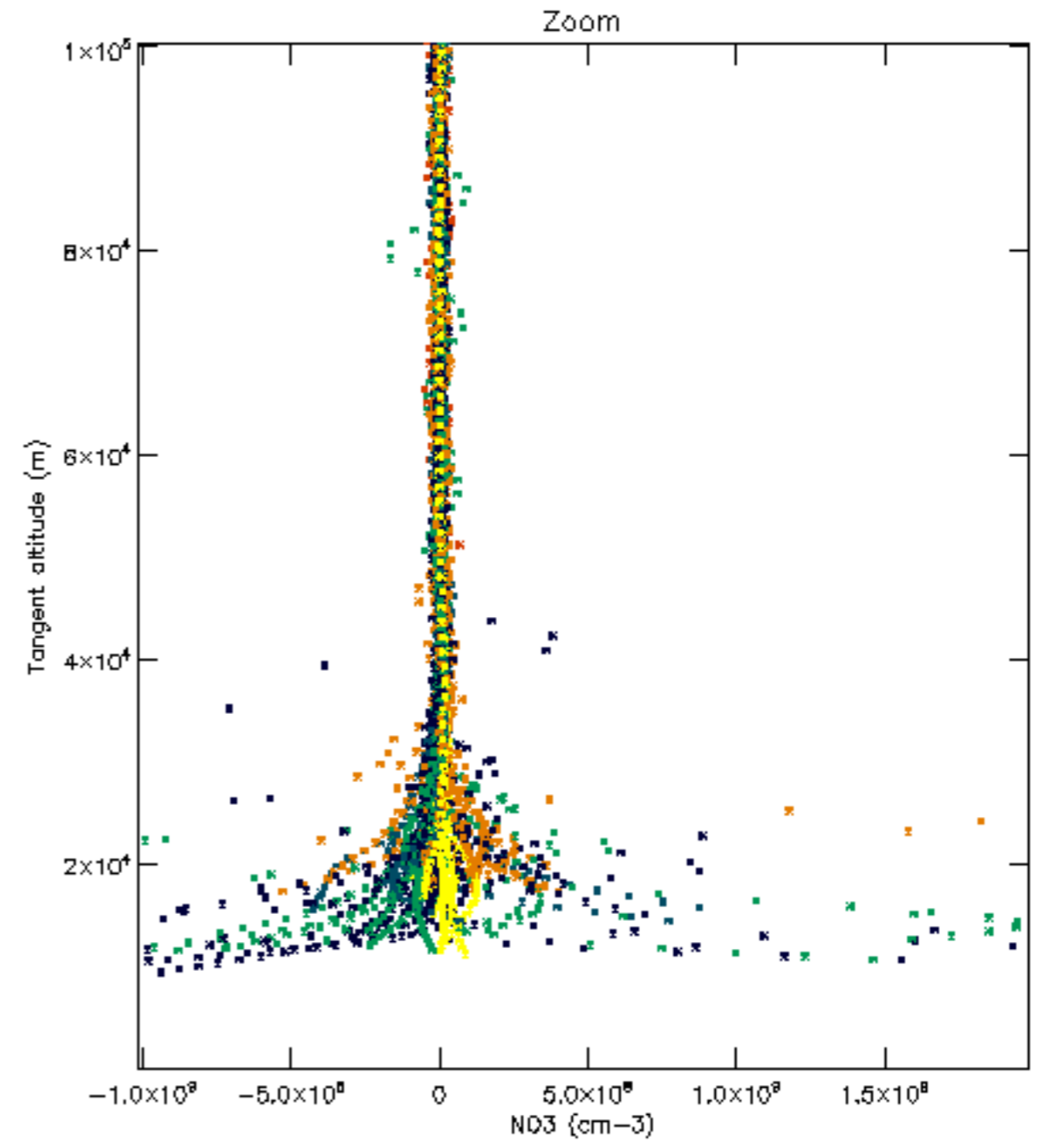
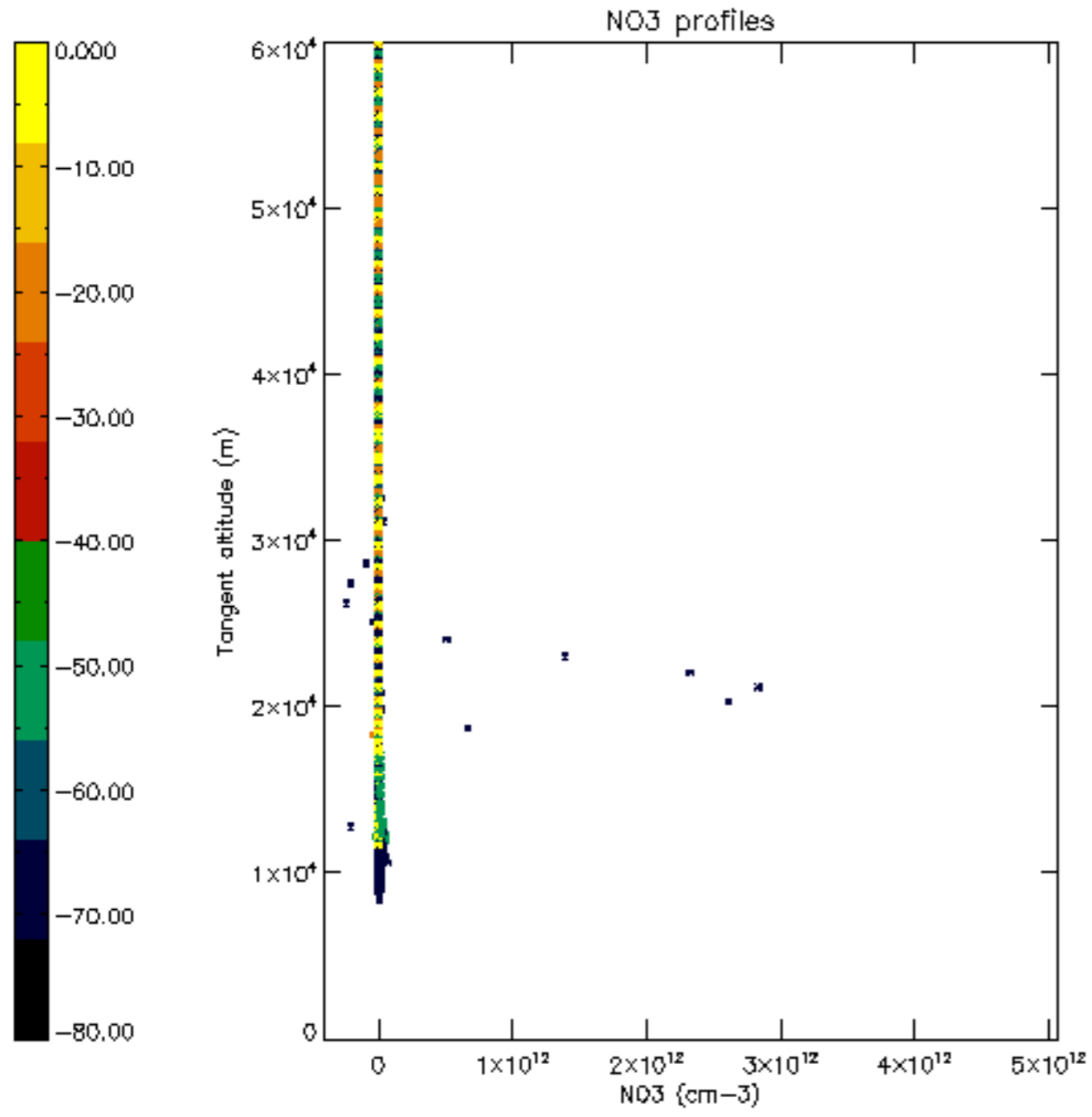


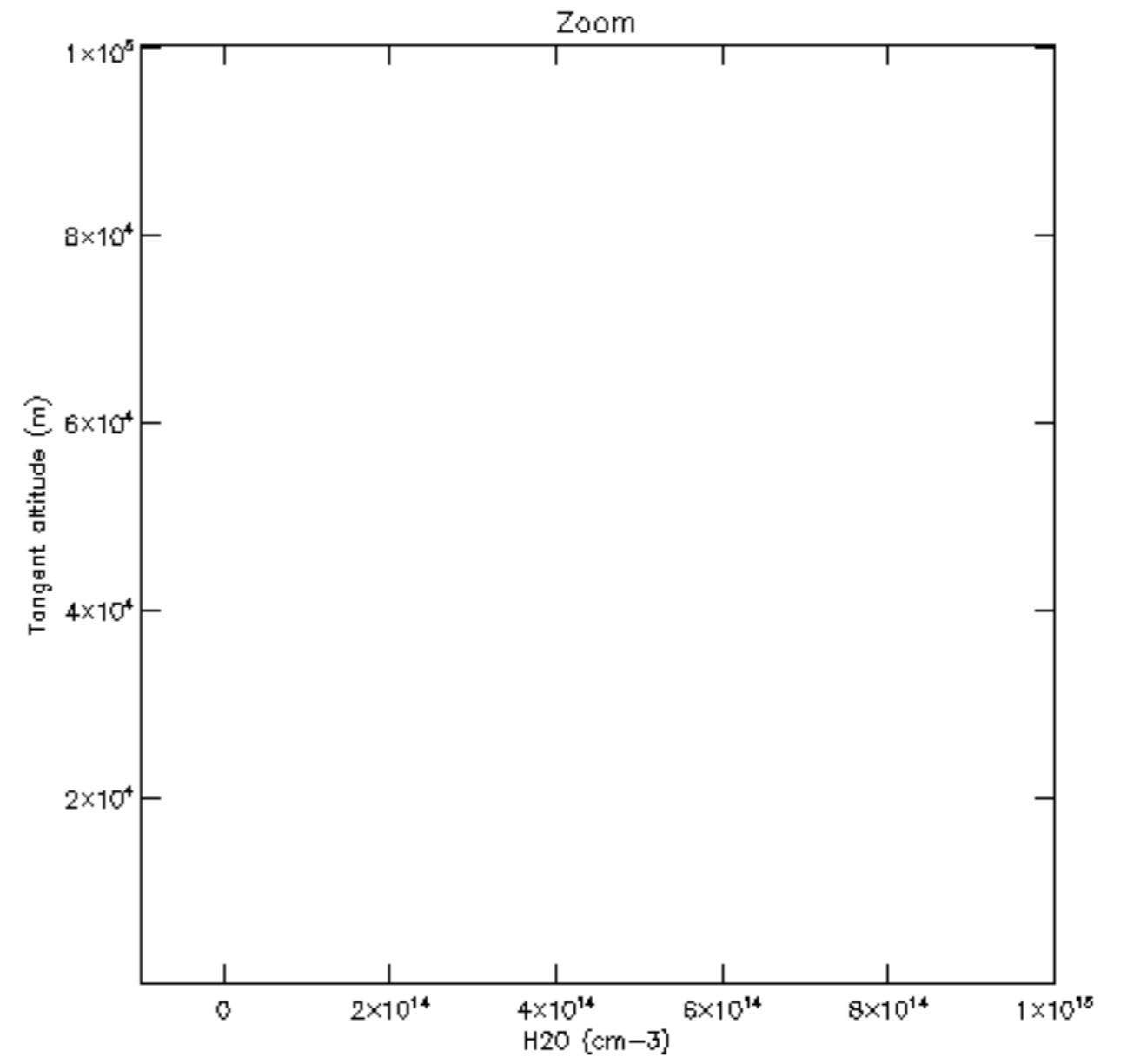
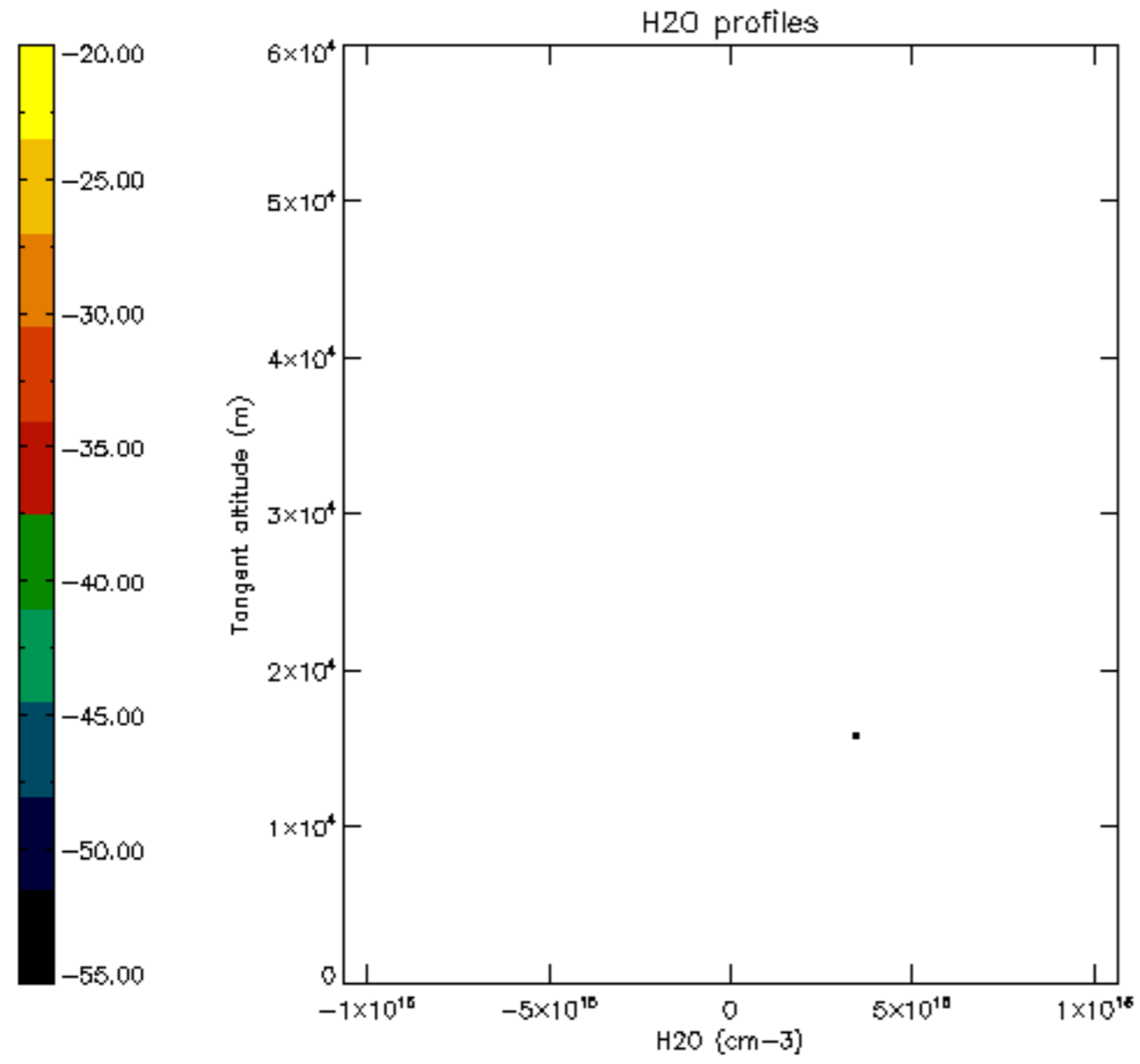


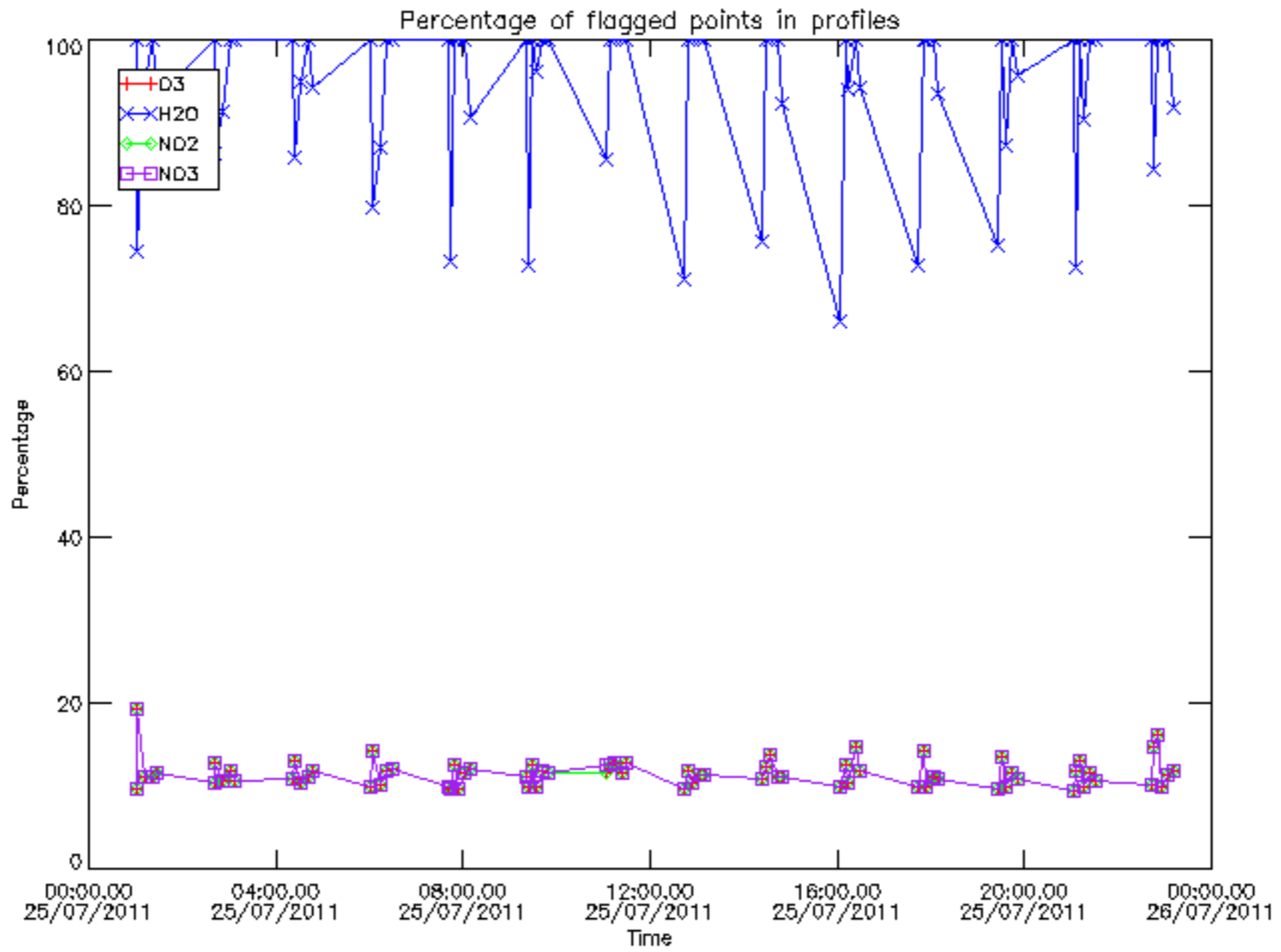




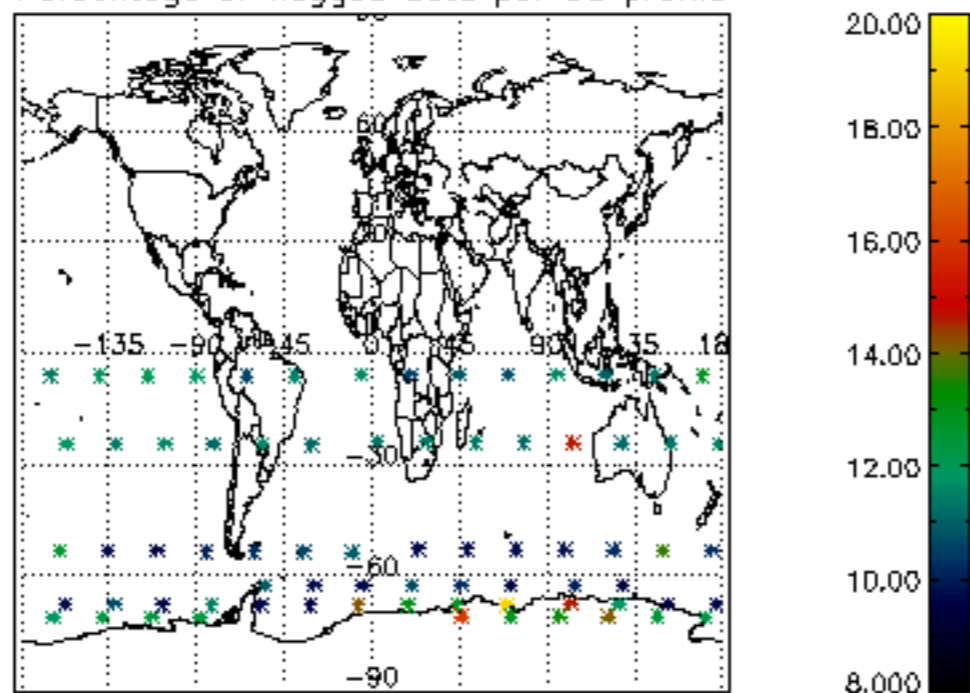




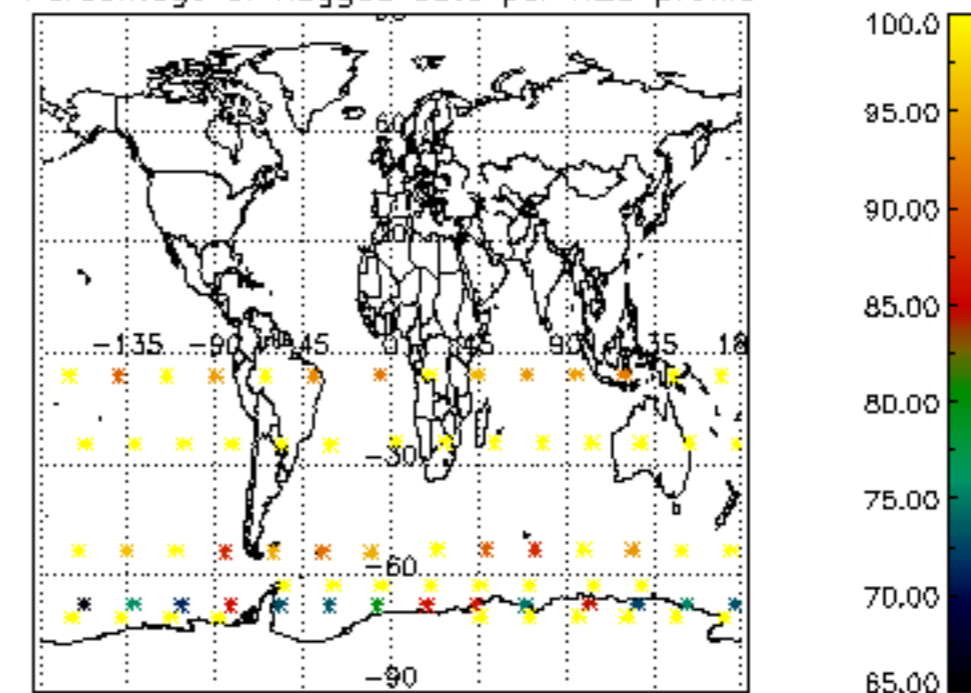




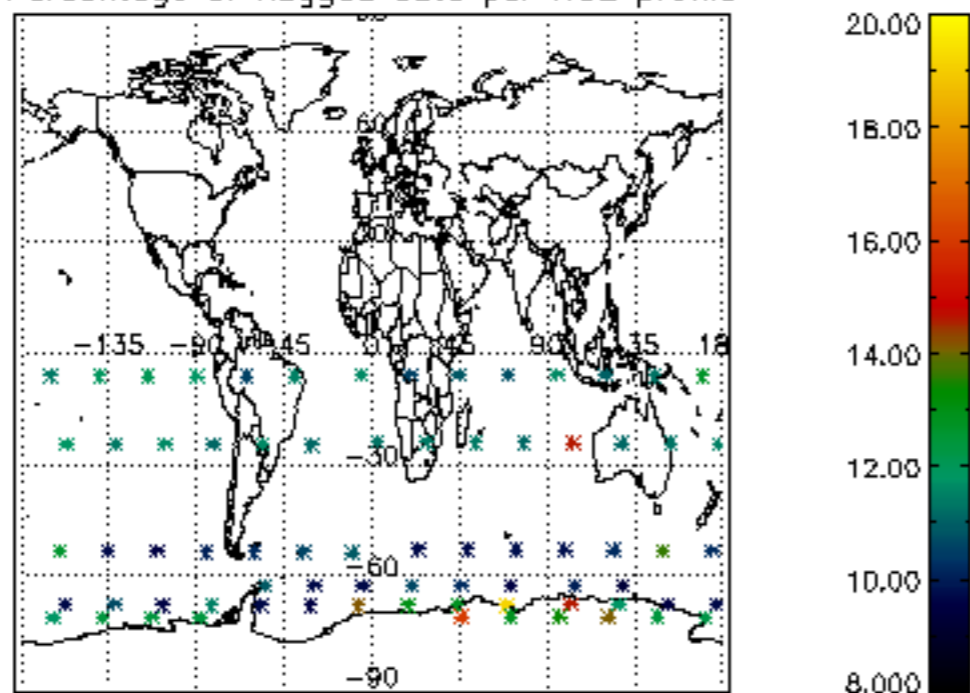
Percentage of flagged data per D3 profile



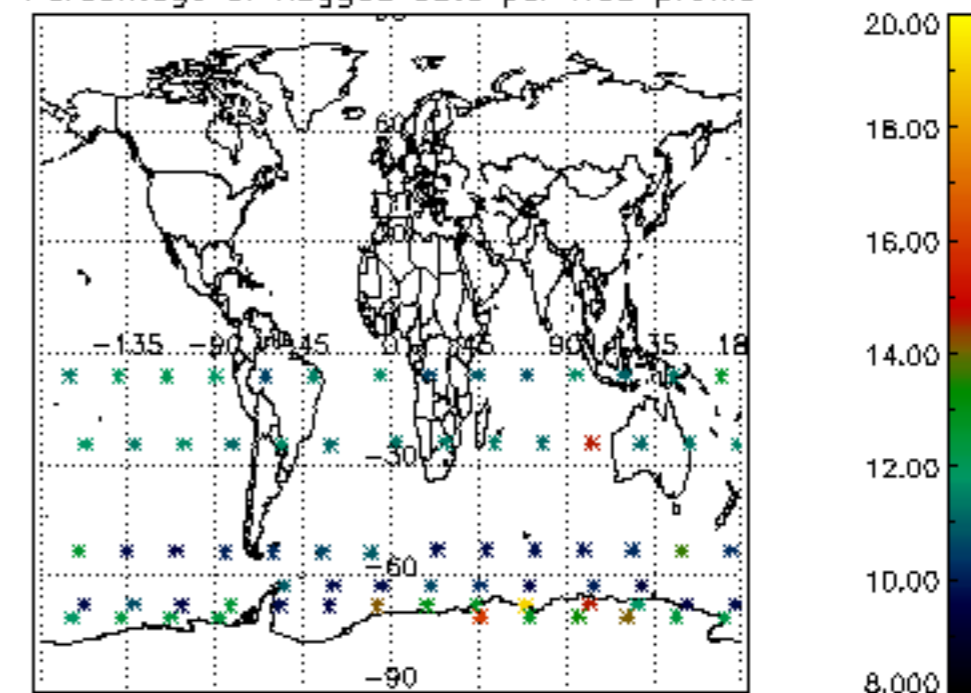
Percentage of flagged data per H2O profile

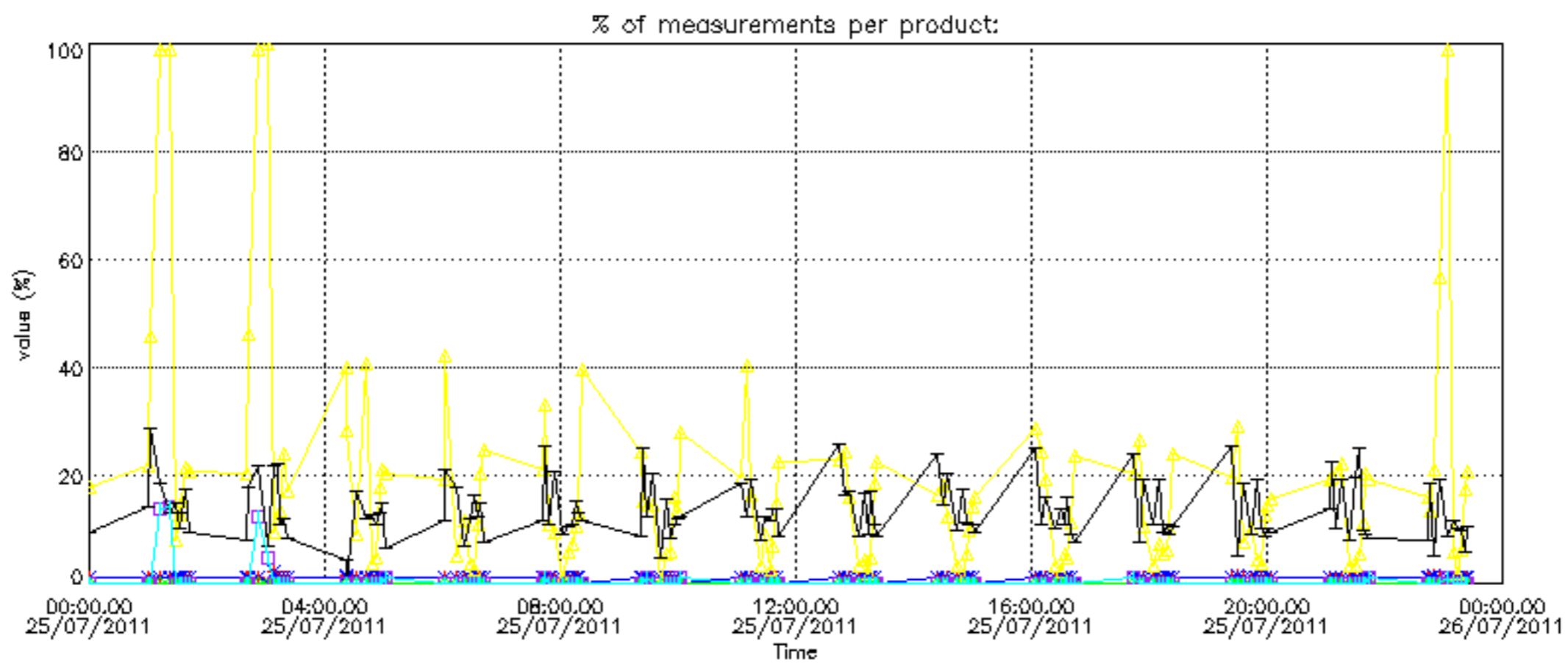


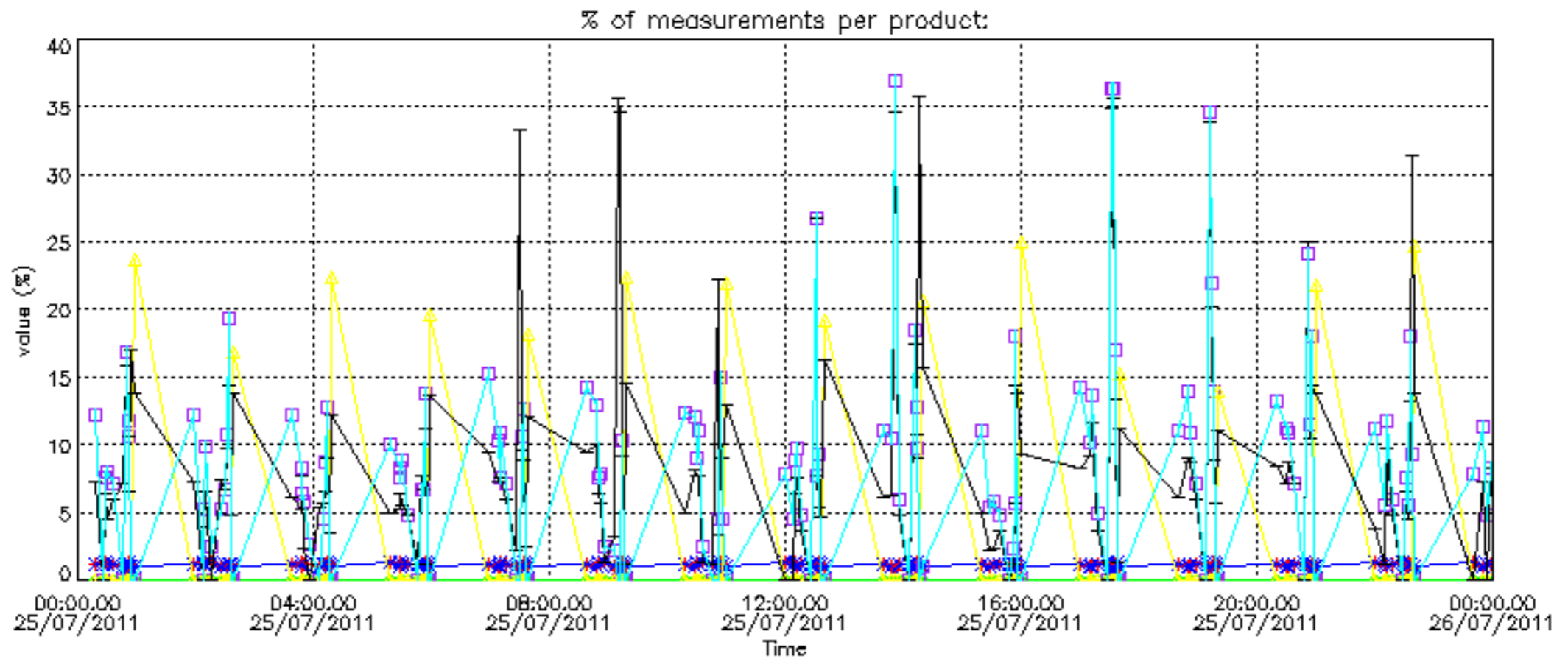
Percentage of flagged data per NO2 profile



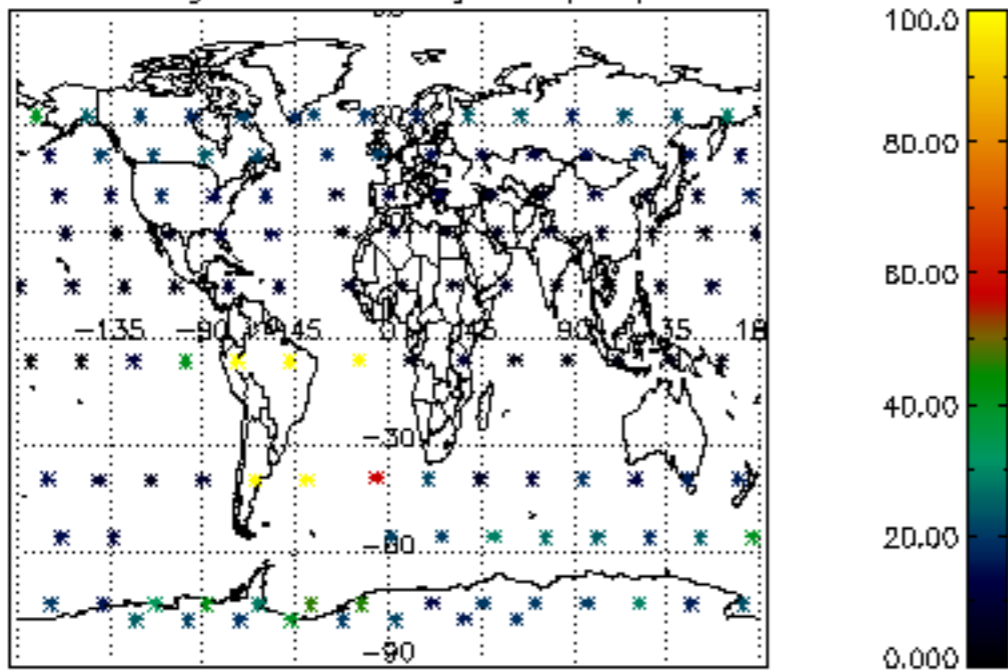
Percentage of flagged data per NO3 profile



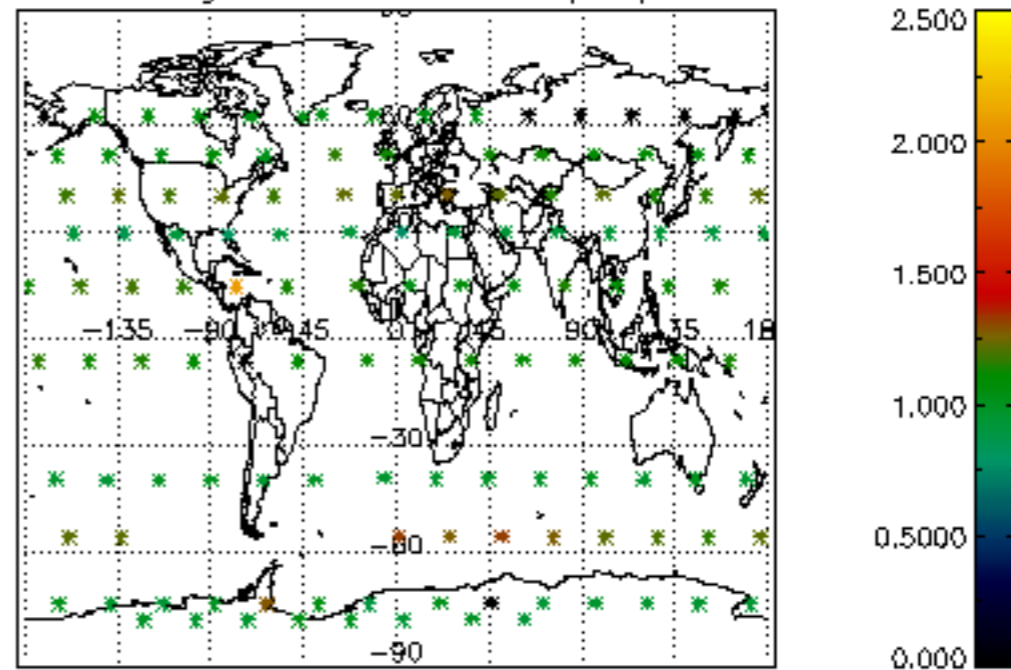




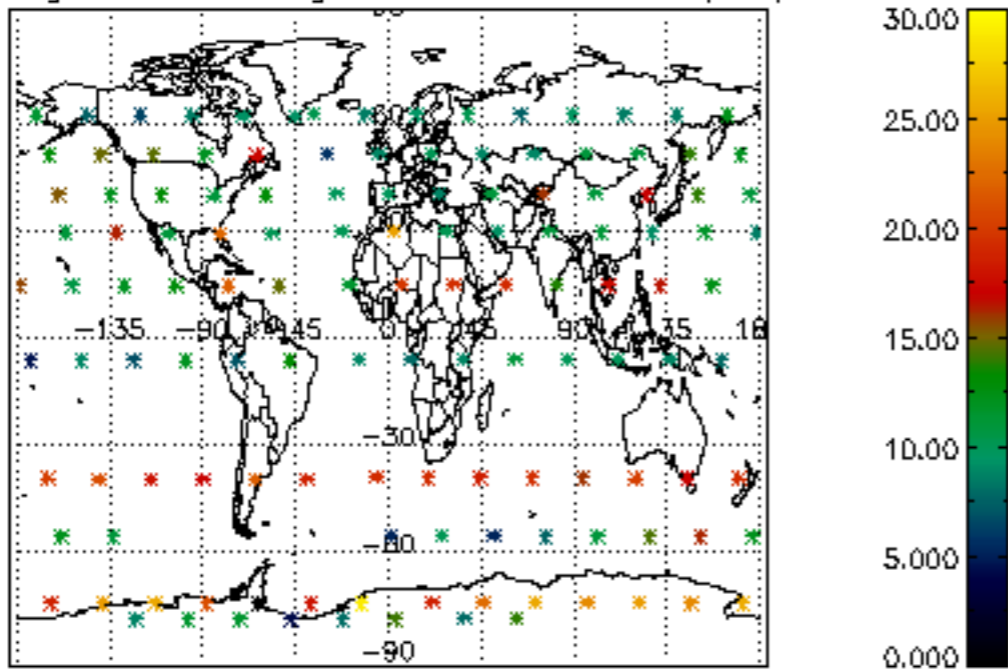
Percentage of cosmic ray hits per profile



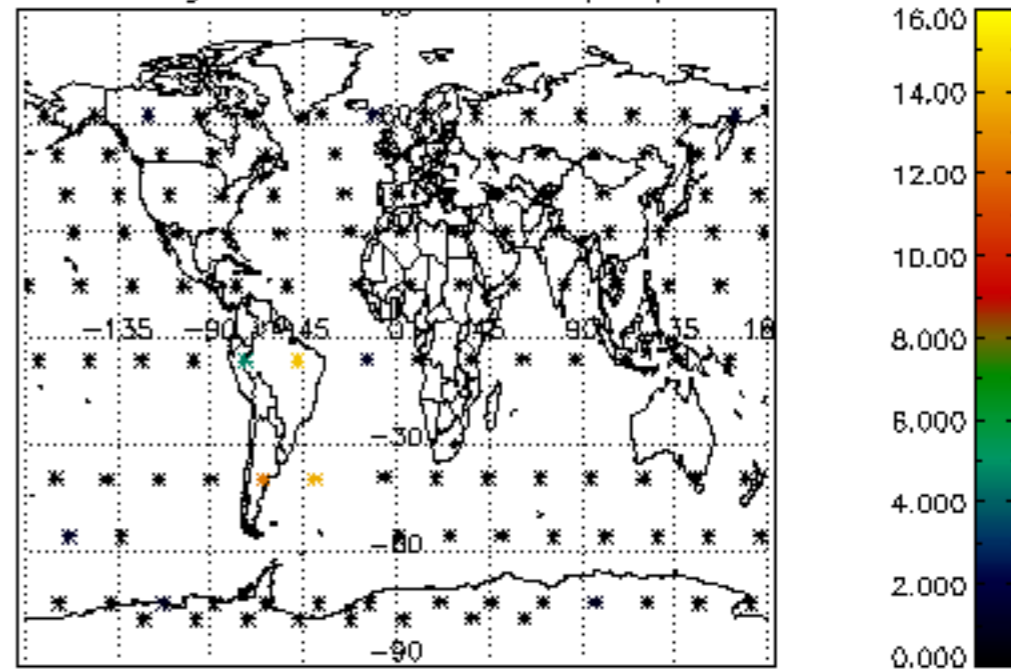
Percentage of datation errors per profile



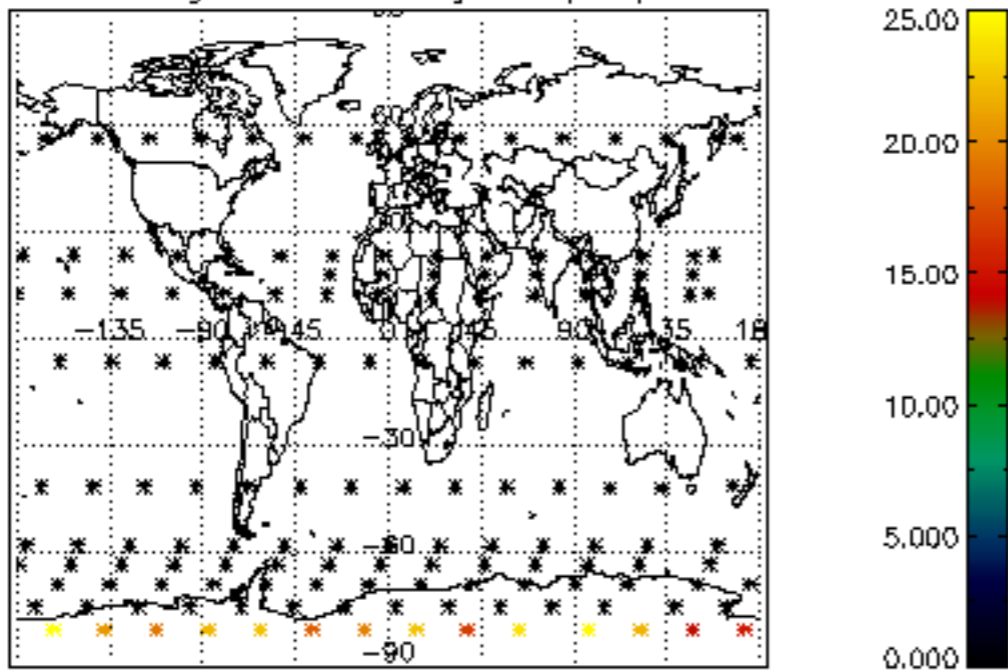
Percentage of star falling outside central band per profile



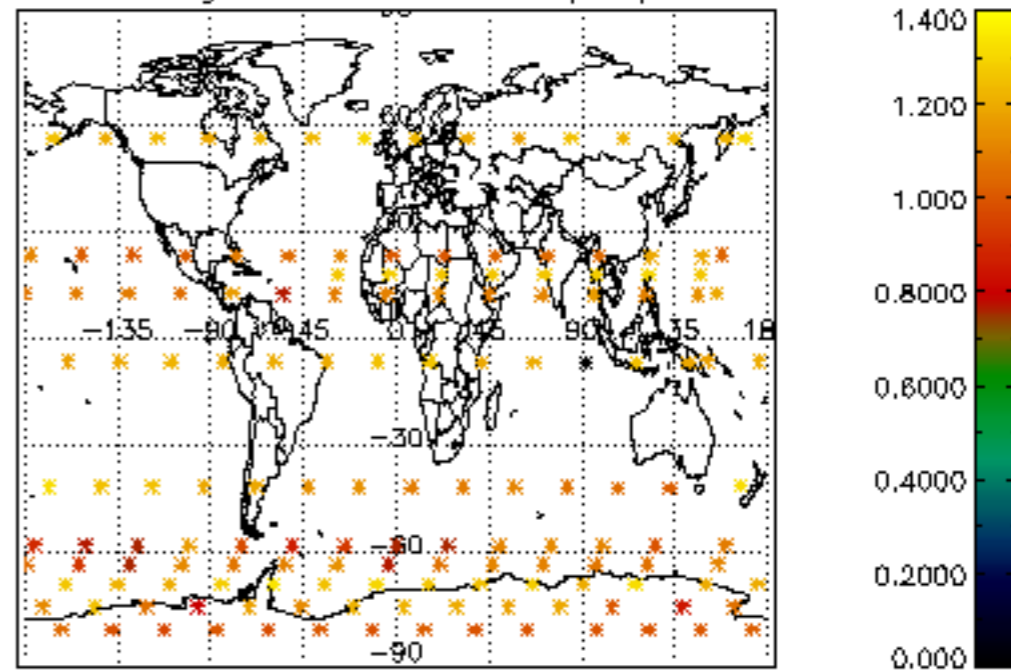
Percentage of saturation errors per profile



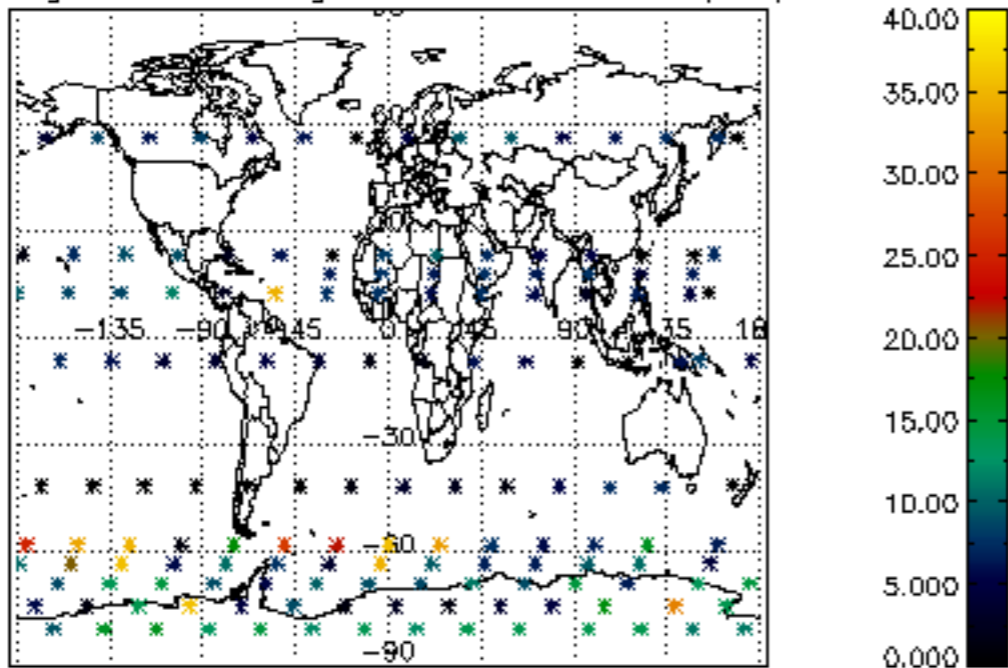
Percentage of cosmic ray hits per profile



Percentage of datation errors per profile



Percentage of star falling outside central band per profile



Percentage of saturation errors per profile

