

GOMOS Level 2 Daily Report

SUMMARY

[1. General Info](#)

[2. Summary of processed GOM_NL_2P products](#)

[3. Level 2 Quality information per product](#)

[3.1 Plot of level 2 quality information per product \(time dependant\)](#)

[3.2 Plot of level 2 quality information per product \(world map\)](#)

[4. Level 1 Quality information per product \(stored on level 2 products\)](#)

[4.1 Plot of level 1 quality information per product \(time dependant\)](#)

[4.1.1 Plot of level 1 quality information per product \(time dependant\): ASCENDING](#)

[4.1.2 Plot of level 1 quality information per product \(time dependant\): DESCENDING](#)

[4.2 Plot of level 1 quality information per product \(world map\)](#)

[4.2.1 Plot of level 1 quality information per product \(world map\): ASCENDING](#)

[4.2.2 Plot of level 1 quality information per product \(world map\): DESCENDING](#)

[5. Ozone profiles based on quality statistics and other trace gas profiles](#)

[5.1 Ozone statistics based on quality of products](#)

[5.2 Plot ozone profiles for all STD \(dark without errors\)](#)

[5.3 Plot ozone profiles where STD < 20% \(dark without errors\)](#)

[5.4. Plot ozone profiles where STD < 10% \(dark without errors\)](#)

[5.5. Plot ozone profiles where STD < 5% \(dark without errors\)](#)

[5.6 Plot NO2 profiles for all STD \(dark without errors\)](#)

[5.7 Plot NO3 profiles for all STD \(dark without errors\)](#)

[5.8 Plot H2O profiles \(only for occultations of stars 1,2,3,4,13,14,16,26,63 dark without errors\) for all STD](#)

[6. Auxiliary Data Files used for the production reported in section 2](#)

This report presents the daily analysis on parameters extracted from GOMOS level 2 data (GOM_NL__2P). It is intended to monitor some important parameters that will impact the quality of these products. A list of level 2 products (and content) that have arrived during the reporting day to the PCF is also given.

Item	Value
Time of report generation	24APR2013 16:06:32
Data source version	GOMOS/6.01
Start time of products	24-07-2011 (24JUL2011 00:00:00)
Stop time of products	25-07-2011 (25JUL2011 00:00:00)
Store outputs in DB	Yes
Nb of level 2 prods	242
Nb of prods with errors	0

2. Summary of processed GOM_NL__2P products.

Nr	Filename	UTC Start time	Limb	Duration	Star Id	Star Name	Star Mag	Star Temp	Nb Meas	Orbit	Prod. error
1	GOM_NL__2PRFIN20110724_000842_000000503104_00418_49139_0559.N1	24-JUL-2011 00:08:42	Dark	50.000	165	34Gam Eri	2.9500	3200.0	100	49139	No
2	GOM_NL__2PRFIN20110724_001758_000000433104_00418_49139_0560.N1	24-JUL-2011 00:17:58	Dark	43.000	157	The1Eri	2.9060	9300.0	86	49139	No
3	GOM_NL__2PRFIN20110724_002351_000000513104_00419_49140_0555.N1	24-JUL-2011 00:23:51	Dark	51.000	9	Alp Eri	0.45300	24000.	102	49140	No
4	GOM_NL__2PRFIN20110724_002751_000000633104_00419_49140_0556.N1	24-JUL-2011 00:27:51	Straylight	63.000	84	Alp Phe	2.3970	4500.0	126	49140	No
5	GOM_NL__2PRFIN20110724_003412_000000483104_00419_49140_0557.N1	24-JUL-2011 00:34:12	Straylight	47.500	31	Alp Gru	1.7340	15200.	95	49140	No
6	GOM_NL__2PRFIN20110724_003724_000000483104_00419_49140_0558.N1	24-JUL-2011 00:37:24	Straylight	48.000	172	Gam Gru	3.0030	13100.	96	49140	No
7	GOM_NL__2PRFIN20110724_005418_000000443104_00419_49140_0559.N1	24-JUL-2011 00:54:18	Bright	43.500	11	53Alp Aql	0.76500	8000.0	87	49140	No
8	GOM_NL__2PRFIN20110724_010348_000000473104_00419_49140_0560.N1	24-JUL-2011 01:03:48	Bright	47.000	92	53Eps Cyg	2.5000	4500.0	94	49140	No
9	GOM_NL__2PRFIN20110724_010646_000000473104_00419_49140_0561.N1	24-JUL-2011 01:06:46	Bright	46.500	19	50Alp Cyg	1.2460	10500.	93	49140	No
10	GOM_NL__2PRFIN20110724_011200_000000413104_00419_49140_0562.N1	24-JUL-2011 01:12:00	Bright	41.000	89	5Alp Cep	2.4510	8000.0	82	49140	No
11	GOM_NL__2PRFIN20110724_012043_000000483104_00419_49140_0563.N1	24-JUL-2011 01:20:43	Bright	47.500	76	27Gam Cas	2.3000	30000.	95	49140	No
12	GOM_NL__2PRFIN20110724_012629_000000443104_00419_49140_0564.N1	24-JUL-2011 01:26:29	Bright	43.500	160	23Gam Per	2.9300	4700.0	87	49140	No
13	GOM_NL__2PRFIN20110724_012800_000000453104_00419_49140_0565.N1	24-JUL-2011 01:28:00	Bright	45.000	35	33Alp Per	1.7950	6250.0	90	49140	No
14	GOM_NL__2PRFIN20110724_012936_000000393104_00419_49140_0566.N1	24-JUL-2011 01:29:36	Bright	38.500	6	13Alp Aur	0.080000	3400.0	77	49140	No
15	GOM_NL__2PRFIN20110724_013105_000000543104_00419_49140_0567.N1	24-JUL-2011 01:31:05	Bright	54.000	79	26Bet Per	2.3100	13100.	108	49140	No
16	GOM_NL__2PRFIN20110724_013423_000000503104_00419_49140_0568.N1	24-JUL-2011 01:34:23	Twilight	50.000	150	44Zet Per	2.8900	28000.	100	49140	No
17	GOM_NL__2PRFIN20110724_013714_000000503104_00419_49140_0569.N1	24-JUL-2011 01:37:14	Dark	50.000	146	25Eta Tau	2.8730	15200.	100	49140	No
18	GOM_NL__2PRFIN20110724_013850_000000493104_00419_49140_0570.N1	24-JUL-2011 01:38:50	Dark	49.000	13	87Alp Tau	0.86700	3800.0	98	49140	No
19	GOM_NL__2PRFIN20110724_014856_000000513104_00419_49140_0571.N1	24-JUL-2011 01:48:56	Dark	51.000	165	34Gam Eri	2.9500	3200.0	102	49140	No
20	GOM_NL__2PRFIN20110724_015813_000000443104_00419_49140_0572.N1	24-JUL-2011 01:58:13	Dark	44.000	157	The1Eri	2.9060	9300.0	88	49140	No
21	GOM_NL__2PRFIN20110724_020405_000000543104_00420_49141_0451.N1	24-JUL-2011 02:04:05	Dark	53.500	9	Alp Eri	0.45300	24000.	107	49141	No
22	GOM_NL__2PRFIN20110724_020806_000000553104_00420_49141_0452.N1	24-JUL-2011 02:08:06	Straylight	54.500	84	Alp Phe	2.3970	4500.0	109	49141	No
23	GOM_NL__2PRFIN20110724_021427_000000463104_00420_49141_0453.N1	24-JUL-2011 02:14:27	Straylight	46.000	31	Alp Gru	1.7340	15200.	92	49141	No
24	GOM_NL__2PRFIN20110724_021738_000000483104_00420_49141_0454.N1	24-JUL-2011 02:17:38	Straylight	47.500	172	Gam Gru	3.0030	13100.	95	49141	No
25	GOM_NL__2PRFIN20110724_023432_000000423104_00420_49141_0455.N1	24-JUL-2011 02:34:32	Bright	41.500	11	53Alp Aql	0.76500	8000.0	83	49141	No
26	GOM_NL__2PRFIN20110724_024401_000000503104_00420_49141_0456.N1	24-JUL-2011 02:44:01	Bright	49.500	92	53Eps Cyg	2.5000	4500.0	99	49141	No
27	GOM_NL__2PRFIN20110724_024659_000000453104_00420_49141_0457.N1	24-JUL-2011 02:46:59	Bright	44.500	19	50Alp Cyg	1.2460	10500.	89	49141	No
28	GOM_NL__2PRFIN20110724_025214_000000393104_00420_49141_0458.N1	24-JUL-2011 02:52:14	Bright	38.500	89	5Alp Cep	2.4510	8000.0	77	49141	No
29	GOM_NL__2PRFIN20110724_030056_000000493104_00420_49141_0459.N1	24-JUL-2011 03:00:56	Bright	48.500	76	27Gam Cas	2.3000	30000.	97	49141	No
30	GOM_NL__2PRFIN20110724_030643_000000663104_00420_49141_0460.N1	24-JUL-2011 03:06:43	Bright	66.000	160	23Gam Per	2.9300	4700.0	132	49141	No
31	GOM_NL__2PRFIN20110724_030813_000000463104_00420_49141_0461.N1	24-JUL-2011 03:08:13	Bright	46.000	35	33Alp Per	1.7950	6250.0	92	49141	No
32	GOM_NL__2PRFIN20110724_030950_000000403104_00420_49141_0462.N1	24-JUL-2011 03:09:50	Bright	39.500	6	13Alp Aur	0.080000	3400.0	79	49141	No
33	GOM_NL__2PRFIN20110724_031118_000000533104_00420_49141_0463.N1	24-JUL-2011 03:11:18	Bright	53.000	79	26Bet Per	2.3100	13100.	106	49141	No
34	GOM_NL__2PRFIN20110724_031437_000000503104_00420_49141_0464.N1	24-JUL-2011 03:14:37	Twilight	49.500	150	44Zet Per	2.8900	28000.	99	49141	No
35	GOM_NL__2PRFIN20110724_031728_000000503104_00420_49141_0465.N1	24-JUL-2011 03:17:28	Dark	49.500	146	25Eta Tau	2.8730	15200.	99	49141	No
36	GOM_NL__2PRFIN20110724_031904_000000493104_00420_49141_0466.N1	24-JUL-2011 03:19:04	Dark	48.500	13	87Alp Tau	0.86700	3800.0	97	49141	No
37	GOM_NL__2PRFIN20110724_032911_000000503104_00420_49141_0467.N1	24-JUL-2011 03:29:11	Dark	49.500	165	34Gam Eri	2.9500	3200.0	99	49141	No
38	GOM_NL__2PRFIN20110724_033827_000000433104_00420_49141_0468.N1	24-JUL-2011 03:38:27	Dark	43.000	157	The1Eri	2.9060	9300.0	86	49141	No
39	GOM_NL__2PRFIN20110724_034420_000000493104_00421_49142_0476.N1	24-JUL-2011 03:44:20	Dark	49.000	9	Alp Eri	0.45300	24000.	98	49142	No
40	GOM_NL__2PRFIN20110724_034821_000000563104_00421_49142_0477.N1	24-JUL-2011 03:48:21	Straylight	55.500	84	Alp Phe	2.3970	4500.0	111	49142	No
41	GOM_NL__2PRFIN20110724_035442_000000463104_00421_49142_0478.N1	24-JUL-2011 03:54:42	Straylight	46.000	31	Alp Gru	1.7340	15200.	92	49142	No
42	GOM_NL__2PRFIN20110724_035753_000000483104_00421_49142_0479.N1	24-JUL-2011 03:57:53	Straylight	47.500	172	Gam Gru	3.0030	13100.	95	49142	No

43	GOM_NL__2PRFIN20110724_041446_000000413104_00421_49142_0480.N1	24-JUL-2011 04:14:46	Bright	40.500	11	53Alp Aql	0.76500	8000.0	81	49142	No
44	GOM_NL__2PRFIN20110724_042414_000000503104_00421_49142_0481.N1	24-JUL-2011 04:24:14	Bright	49.500	92	53Eps Cyg	2.5000	4500.0	99	49142	No
45	GOM_NL__2PRFIN20110724_042712_000000463104_00421_49142_0482.N1	24-JUL-2011 04:27:12	Bright	45.500	19	50Alp Cyg	1.2460	10500.	91	49142	No
46	GOM_NL__2PRFIN20110724_043228_000000433104_00421_49142_0483.N1	24-JUL-2011 04:32:28	Bright	42.500	89	5Alp Cep	2.4510	8000.0	85	49142	No
47	GOM_NL__2PRFIN20110724_044110_000000483104_00421_49142_0484.N1	24-JUL-2011 04:41:10	Bright	47.500	76	27Gam Cas	2.3000	30000.	95	49142	No
48	GOM_NL__2PRFIN20110724_044657_000000453104_00421_49142_0485.N1	24-JUL-2011 04:46:57	Bright	44.500	160	23Gam Per	2.9300	4700.0	89	49142	No
49	GOM_NL__2PRFIN20110724_044827_000000453104_00421_49142_0486.N1	24-JUL-2011 04:48:27	Bright	44.500	35	33Alp Per	1.7950	6250.0	89	49142	No
50	GOM_NL__2PRFIN20110724_045004_000000393104_00421_49142_0487.N1	24-JUL-2011 04:50:04	Bright	39.000	6	13Alp Aur	0.080000	3400.0	78	49142	No
51	GOM_NL__2PRFIN20110724_045133_000000543104_00421_49142_0488.N1	24-JUL-2011 04:51:33	Bright	53.500	79	26Bet Per	2.3100	13100.	107	49142	No
52	GOM_NL__2PRFIN20110724_045452_000000503104_00421_49142_0489.N1	24-JUL-2011 04:54:52	Tw_i_and_stray	50.000	150	44Zet Per	2.8900	28000.	100	49142	No
53	GOM_NL__2PRFIN20110724_045743_000000473104_00421_49142_0490.N1	24-JUL-2011 04:57:43	Dark	46.500	146	25Eta Tau	2.8730	15200.	93	49142	No
54	GOM_NL__2PRFIN20110724_045919_000000413104_00421_49142_0491.N1	24-JUL-2011 04:59:19	Dark	40.500	13	87Alp Tau	0.86700	3800.0	81	49142	No
55	GOM_NL__2PRFIN20110724_050926_000000503104_00421_49142_0492.N1	24-JUL-2011 05:09:26	Dark	50.000	165	34Gam Eri	2.9500	3200.0	100	49142	No
56	GOM_NL__2PRFIN20110724_051842_000000443104_00421_49142_0493.N1	24-JUL-2011 05:18:42	Dark	43.500	157	The1Eri	2.9060	9300.0	87	49142	No
57	GOM_NL__2PRFIN20110724_052435_000000443104_00422_49143_0481.N1	24-JUL-2011 05:24:35	Dark	43.500	9	Alp Eri	0.45300	24000.	87	49143	No
58	GOM_NL__2PRFIN20110724_052836_000000553104_00422_49143_0482.N1	24-JUL-2011 05:28:36	Straylight	55.000	84	Alp Phe	2.3970	4500.0	110	49143	No
59	GOM_NL__2PRFIN20110724_053456_000000463104_00422_49143_0483.N1	24-JUL-2011 05:34:56	Straylight	45.500	31	Alp Gru	1.7340	15200.	91	49143	No
60	GOM_NL__2PRFIN20110724_053808_000000473104_00422_49143_0484.N1	24-JUL-2011 05:38:08	Straylight	46.500	172	Gam Gru	3.0030	13100.	93	49143	No
61	GOM_NL__2PRFIN20110724_055500_000000413104_00422_49143_0485.N1	24-JUL-2011 05:55:00	Bright	41.000	11	53Alp Aql	0.76500	8000.0	82	49143	No
62	GOM_NL__2PRFIN20110724_060428_000000493104_00422_49143_0486.N1	24-JUL-2011 06:04:28	Bright	49.000	92	53Eps Cyg	2.5000	4500.0	98	49143	No
63	GOM_NL__2PRFIN20110724_060726_000000453104_00422_49143_0487.N1	24-JUL-2011 06:07:26	Bright	45.000	19	50Alp Cyg	1.2460	10500.	90	49143	No
64	GOM_NL__2PRFIN20110724_061241_000000423104_00422_49143_0488.N1	24-JUL-2011 06:12:41	Bright	41.500	89	5Alp Cep	2.4510	8000.0	83	49143	No
65	GOM_NL__2PRFIN20110724_062123_000000493104_00422_49143_0489.N1	24-JUL-2011 06:21:23	Bright	49.000	76	27Gam Cas	2.3000	30000.	98	49143	No
66	GOM_NL__2PRFIN20110724_062710_000000463104_00422_49143_0490.N1	24-JUL-2011 06:27:10	Bright	46.000	160	23Gam Per	2.9300	4700.0	92	49143	No
67	GOM_NL__2PRFIN20110724_062841_000000453104_00422_49143_0491.N1	24-JUL-2011 06:28:41	Bright	45.000	35	33Alp Per	1.7950	6250.0	90	49143	No
68	GOM_NL__2PRFIN20110724_063018_000000393104_00422_49143_0492.N1	24-JUL-2011 06:30:18	Bright	39.000	6	13Alp Aur	0.080000	3400.0	78	49143	No
69	GOM_NL__2PRFIN20110724_063147_000000573104_00422_49143_0493.N1	24-JUL-2011 06:31:47	Bright	56.500	79	26Bet Per	2.3100	13100.	113	49143	No
70	GOM_NL__2PRFIN20110724_063506_000000493104_00422_49143_0494.N1	24-JUL-2011 06:35:06	Tw_i_and_stray	49.000	150	44Zet Per	2.8900	28000.	98	49143	No
71	GOM_NL__2PRFIN20110724_063757_000000523104_00422_49143_0495.N1	24-JUL-2011 06:37:57	Dark	51.500	146	25Eta Tau	2.8730	15200.	103	49143	No
72	GOM_NL__2PRFIN20110724_063933_000000493104_00422_49143_0496.N1	24-JUL-2011 06:39:33	Dark	49.000	13	87Alp Tau	0.86700	3800.0	98	49143	No
73	GOM_NL__2PRFIN20110724_064941_000000523104_00422_49143_0497.N1	24-JUL-2011 06:49:41	Dark	52.000	165	34Gam Eri	2.9500	3200.0	104	49143	No
74	GOM_NL__2PRFIN20110724_065857_000000443104_00422_49143_0498.N1	24-JUL-2011 06:58:57	Dark	44.000	157	The1Eri	2.9060	9300.0	88	49143	No
75	GOM_NL__2PRFIN20110724_070450_000000523104_00423_49144_0491.N1	24-JUL-2011 07:04:50	Dark	52.000	9	Alp Eri	0.45300	24000.	104	49144	No
76	GOM_NL__2PRFIN20110724_070852_000000563104_00423_49144_0492.N1	24-JUL-2011 07:08:52	Straylight	55.500	84	Alp Phe	2.3970	4500.0	111	49144	No
77	GOM_NL__2PRFIN20110724_071511_000000463104_00423_49144_0493.N1	24-JUL-2011 07:15:11	Straylight	45.500	31	Alp Gru	1.7340	15200.	91	49144	No
78	GOM_NL__2PRFIN20110724_071822_000000453104_00423_49144_0494.N1	24-JUL-2011 07:18:22	Straylight	44.500	172	Gam Gru	3.0030	13100.	89	49144	No
79	GOM_NL__2PRFIN20110724_073514_000000433104_00423_49144_0495.N1	24-JUL-2011 07:35:14	Bright	43.000	11	53Alp Aql	0.76500	8000.0	86	49144	No
80	GOM_NL__2PRFIN20110724_074441_000000503104_00423_49144_0496.N1	24-JUL-2011 07:44:41	Bright	50.000	92	53Eps Cyg	2.5000	4500.0	100	49144	No
81	GOM_NL__2PRFIN20110724_074739_000000463104_00423_49144_0497.N1	24-JUL-2011 07:47:39	Bright	45.500	19	50Alp Cyg	1.2460	10500.	91	49144	No
82	GOM_NL__2PRFIN20110724_075255_000000423104_00423_49144_0498.N1	24-JUL-2011 07:52:55	Bright	42.000	89	5Alp Cep	2.4510	8000.0	84	49144	No
83	GOM_NL__2PRFIN20110724_080136_000000493104_00423_49144_0499.N1	24-JUL-2011 08:01:36	Bright	48.500	76	27Gam Cas	2.3000	30000.	97	49144	No
84	GOM_NL__2PRFIN20110724_080724_000000443104_00423_49144_0500.N1	24-JUL-2011 08:07:24	Bright	44.000	160	23Gam Per	2.9300	4700.0	88	49144	No
85	GOM_NL__2PRFIN20110724_080855_000000453104_00423_49144_0501.N1	24-JUL-2011 08:08:55	Bright	44.500	35	33Alp Per	1.7950	6250.0	89	49144	No
86	GOM_NL__2PRFIN20110724_081032_000000393104_00423_49144_0502.N1	24-JUL-2011 08:10:32	Bright	38.500	6	13Alp Aur	0.080000	3400.0	77	49144	No
87	GOM_NL__2PRFIN20110724_081200_000000553104_00423_49144_0503.N1	24-JUL-2011 08:12:00	Bright	54.500	79	26Bet Per	2.3100	13100.	109	49144	No
88	GOM_NL__2PRFIN20110724_081520_000000493104_00423_49144_0504.N1	24-JUL-2011 08:15:20	Tw_i_and_stray	49.000	150	44Zet Per	2.8900	28000.	98	49144	No
89	GOM_NL__2PRFIN20110724_081811_000000513104_00423_49144_0505.N1	24-JUL-2011 08:18:11	Dark	51.000	146	25Eta Tau	2.8730	15200.	102	49144	No
90	GOM_NL__2PRFIN20110724_081947_000000523104_00423_49144_0506.N1	24-JUL-2011 08:19:47	Dark	51.500	13	87Alp Tau	0.86700	3800.0	103	49144	No
91	GOM_NL__2PRFIN20110724_082955_000000513104_00423_49144_0507.N1	24-JUL-2011 08:29:55	Dark	51.000	165	34Gam Eri	2.9500	3200.0	102	49144	No
92	GOM_NL__2PRFIN20110724_083912_000000443104_00423_49144_0508.N1	24-JUL-2011 08:39:12	Dark	44.000	157	The1Eri	2.9060	9300.0	88	49144	No
93	GOM_NL__2PRFIN20110724_084504_000000433104_00424_49145_0514.N1	24-JUL-2011 08:45:04	Dark	42.500	9	Alp Eri	0.45300	24000.	85	49145	No
94	GOM_NL__2PRFIN20110724_084907_000000543104_00424_49145_0515.N1	24-JUL-2011 08:49:07	Straylight	53.500	84	Alp Phe	2.3970	4500.0	107	49145	No
95	GOM_NL__2PRFIN20110724_085526_000000503104_00424_49145_0516.N1	24-JUL-2011 08:55:26	Straylight	50.000	31	Alp Gru	1.7340	15200.	100	49145	No
96	GOM_NL__2PRFIN20110724_085837_000000483104_00424_49145_0517.N1	24-JUL-2011 08:58:37	Straylight	48.000	172	Gam Gru	3.0030	13100.	96	49145	No
97	GOM_NL__2PRFIN20110724_091527_000000433104_00424_49145_0518.N1	24-JUL-2011 09:15:27	Bright	42.500	11	53Alp Aql	0.76500	8000.0	85	49145	No
98	GOM_NL__2PRFIN20110724_092454_000000503104_00424_49145_0519.N1	24-JUL-2011 09:24:54	Bright	49.500	92	53Eps Cyg	2.5000	4500.0	99	49145	No
99	GOM_NL__2PRFIN20110724_092753_000000453104_00424_49145_0520.N1	24-JUL-2011 09:27:53	Bright	45.000	19	50Alp Cyg	1.2460	10500.	90	49145	No
100	GOM_NL__2PRFIN20110724_093308_000000423104_00424_49145_0521.N1	24-JUL-2011 09:33:08	Bright	41.500	89	5Alp Cep	2.4510	8000.0	83	49145	No
101	GOM_NL__2PRFIN20110724_094150_000000503104_00424_49145_0522.N1	24-JUL-2011 09:41:50	Bright	49.500	76	27Gam Cas	2.3000	30000.	99	49145	No

102	GOM_NL__2PRFIN20110724_094738_000000663104_00424_49145_0523.N1	24-JUL-2011 09:47:38	Bright	66.000	160	23Gam Per	2.9300	4700.0	132	49145	No
103	GOM_NL__2PRFIN20110724_094909_000000473104_00424_49145_0524.N1	24-JUL-2011 09:49:09	Bright	46.500	35	33Alp Per	1.7950	6250.0	93	49145	No
104	GOM_NL__2PRFIN20110724_095046_000000403104_00424_49145_0525.N1	24-JUL-2011 09:50:46	Bright	39.500	6	13Alp Aur	0.080000	3400.0	79	49145	No
105	GOM_NL__2PRFIN20110724_095214_000000543104_00424_49145_0526.N1	24-JUL-2011 09:52:14	Bright	53.500	79	26Bet Per	2.3100	13100.	107	49145	No
106	GOM_NL__2PRFIN20110724_095534_000000503104_00424_49145_0527.N1	24-JUL-2011 09:55:34	Tw_i_and_stray	49.500	150	44Zet Per	2.8900	28000.	99	49145	No
107	GOM_NL__2PRFIN20110724_095826_000000513104_00424_49145_0528.N1	24-JUL-2011 09:58:26	Dark	50.500	146	25Eta Tau	2.8730	15200.	101	49145	No
108	GOM_NL__2PRFIN20110724_100002_000000593104_00424_49145_0529.N1	24-JUL-2011 10:00:02	Dark	59.000	13	87Alp Tau	0.86700	3800.0	118	49145	No
109	GOM_NL__2PRFIN20110724_101010_000000513104_00424_49145_0530.N1	24-JUL-2011 10:10:10	Dark	50.500	165	34Gam Eri	2.9500	3200.0	101	49145	No
110	GOM_NL__2PRFIN20110724_101927_000000443104_00424_49145_0531.N1	24-JUL-2011 10:19:27	Dark	43.500	157	The1Eri	2.9060	9300.0	87	49145	No
111	GOM_NL__2PRFIN20110724_102519_000000453104_00425_49146_0617.N1	24-JUL-2011 10:25:19	Dark	44.500	9	Alp Eri	0.45300	24000.	89	49146	No
112	GOM_NL__2PRFIN20110724_102922_000000543104_00425_49146_0618.N1	24-JUL-2011 10:29:22	Straylight	53.500	84	Alp Phe	2.3970	4500.0	107	49146	No
113	GOM_NL__2PRFIN20110724_103540_000000453104_00425_49146_0619.N1	24-JUL-2011 10:35:40	Straylight	44.500	31	Alp Gru	1.7340	15200.	89	49146	No
114	GOM_NL__2PRFIN20110724_103851_000000483104_00425_49146_0620.N1	24-JUL-2011 10:38:51	Straylight	48.000	172	Gam Gru	3.0030	13100.	96	49146	No
115	GOM_NL__2PRFIN20110724_105541_000000403104_00425_49146_0621.N1	24-JUL-2011 10:55:41	Bright	39.500	11	53Alp Aql	0.76500	8000.0	79	49146	No
116	GOM_NL__2PRFIN20110724_110507_000000513104_00425_49146_0622.N1	24-JUL-2011 11:05:07	Bright	50.500	92	53Eps Cyg	2.5000	4500.0	101	49146	No
117	GOM_NL__2PRFIN20110724_110806_000000473104_00425_49146_0623.N1	24-JUL-2011 11:08:06	Bright	46.500	19	50Alp Cyg	1.2460	10500.	93	49146	No
118	GOM_NL__2PRFIN20110724_111321_000000423104_00425_49146_0624.N1	24-JUL-2011 11:13:21	Bright	41.500	89	5Alp Cep	2.4510	8000.0	83	49146	No
119	GOM_NL__2PRFIN20110724_112203_000000593104_00425_49146_0625.N1	24-JUL-2011 11:22:03	Bright	59.000	76	27Gam Cas	2.3000	30000.	118	49146	No
120	GOM_NL__2PRFIN20110724_112752_000000423104_00425_49146_0626.N1	24-JUL-2011 11:27:52	Bright	41.500	160	23Gam Per	2.9300	4700.0	83	49146	No
121	GOM_NL__2PRFIN20110724_112922_000000453104_00425_49146_0627.N1	24-JUL-2011 11:29:22	Bright	45.000	35	33Alp Per	1.7950	6250.0	90	49146	No
122	GOM_NL__2PRFIN20110724_113100_000000403104_00425_49146_0628.N1	24-JUL-2011 11:31:00	Bright	39.500	6	13Alp Aur	0.080000	3400.0	79	49146	No
123	GOM_NL__2PRFIN20110724_113228_000000543104_00425_49146_0629.N1	24-JUL-2011 11:32:28	Bright	54.000	79	26Bet Per	2.3100	13100.	108	49146	No
124	GOM_NL__2PRFIN20110724_113548_000000513104_00425_49146_0630.N1	24-JUL-2011 11:35:48	Tw_i_and_stray	50.500	150	44Zet Per	2.8900	28000.	101	49146	No
125	GOM_NL__2PRFIN20110724_113840_000000503104_00425_49146_0631.N1	24-JUL-2011 11:38:40	Dark	49.500	146	25Eta Tau	2.8730	15200.	99	49146	No
126	GOM_NL__2PRFIN20110724_114016_000000473104_00425_49146_0632.N1	24-JUL-2011 11:40:16	Dark	46.500	13	87Alp Tau	0.86700	3800.0	93	49146	No
127	GOM_NL__2PRFIN20110724_115025_000000513104_00425_49146_0633.N1	24-JUL-2011 11:50:25	Dark	50.500	165	34Gam Eri	2.9500	3200.0	101	49146	No
128	GOM_NL__2PRFIN20110724_115942_000000443104_00425_49146_0634.N1	24-JUL-2011 11:59:42	Dark	43.500	157	The1Eri	2.9060	9300.0	87	49146	No
129	GOM_NL__2PRFIN20110724_120533_000000443104_00426_49147_0663.N1	24-JUL-2011 12:05:33	Dark	44.000	9	Alp Eri	0.45300	24000.	88	49147	No
130	GOM_NL__2PRFIN20110724_120937_000000543104_00426_49147_0664.N1	24-JUL-2011 12:09:37	Straylight	54.000	84	Alp Phe	2.3970	4500.0	108	49147	No
131	GOM_NL__2PRFIN20110724_121555_000000463104_00426_49147_0665.N1	24-JUL-2011 12:15:55	Straylight	45.500	31	Alp Gru	1.7340	15200.	91	49147	No
132	GOM_NL__2PRFIN20110724_121906_000000483104_00426_49147_0666.N1	24-JUL-2011 12:19:06	Straylight	48.000	172	Gam Gru	3.0030	13100.	96	49147	No
133	GOM_NL__2PRFIN20110724_123555_000000403104_00426_49147_0667.N1	24-JUL-2011 12:35:55	Bright	40.000	11	53Alp Aql	0.76500	8000.0	80	49147	No
134	GOM_NL__2PRFIN20110724_124521_000000443104_00426_49147_0668.N1	24-JUL-2011 12:45:21	Bright	43.500	92	53Eps Cyg	2.5000	4500.0	87	49147	No
135	GOM_NL__2PRFIN20110724_124819_000000463104_00426_49147_0669.N1	24-JUL-2011 12:48:19	Bright	46.000	19	50Alp Cyg	1.2460	10500.	92	49147	No
136	GOM_NL__2PRFIN20110724_125335_000000413104_00426_49147_0670.N1	24-JUL-2011 12:53:35	Bright	41.000	89	5Alp Cep	2.4510	8000.0	82	49147	No
137	GOM_NL__2PRFIN20110724_130216_000000473104_00426_49147_0671.N1	24-JUL-2011 13:02:16	Bright	47.000	76	27Gam Cas	2.3000	30000.	94	49147	No
138	GOM_NL__2PRFIN20110724_130805_000000663104_00426_49147_0672.N1	24-JUL-2011 13:08:05	Bright	66.000	160	23Gam Per	2.9300	4700.0	132	49147	No
139	GOM_NL__2PRFIN20110724_130936_000000653104_00426_49147_0673.N1	24-JUL-2011 13:09:36	Bright	65.000	35	33Alp Per	1.7950	6250.0	130	49147	No
140	GOM_NL__2PRFIN20110724_131114_000000383104_00426_49147_0674.N1	24-JUL-2011 13:11:14	Bright	37.500	6	13Alp Aur	0.080000	3400.0	75	49147	No
141	GOM_NL__2PRFIN20110724_131242_000000533104_00426_49147_0675.N1	24-JUL-2011 13:12:42	Bright	52.500	79	26Bet Per	2.3100	13100.	105	49147	No
142	GOM_NL__2PRFIN20110724_131602_000000503104_00426_49147_0676.N1	24-JUL-2011 13:16:02	Tw_i_and_stray	49.500	150	44Zet Per	2.8900	28000.	99	49147	No
143	GOM_NL__2PRFIN20110724_131854_000000503104_00426_49147_0677.N1	24-JUL-2011 13:18:54	Dark	50.000	146	25Eta Tau	2.8730	15200.	100	49147	No
144	GOM_NL__2PRFIN20110724_132030_000000513104_00426_49147_0678.N1	24-JUL-2011 13:20:30	Dark	51.000	13	87Alp Tau	0.86700	3800.0	102	49147	No
145	GOM_NL__2PRFIN20110724_133039_000000513104_00426_49147_0679.N1	24-JUL-2011 13:30:39	Dark	51.000	165	34Gam Eri	2.9500	3200.0	102	49147	No
146	GOM_NL__2PRFIN20110724_133956_000000433104_00426_49147_0680.N1	24-JUL-2011 13:39:56	Dark	43.000	157	The1Eri	2.9060	9300.0	86	49147	No
147	GOM_NL__2PRFIN20110724_134548_000000433104_00427_49148_0708.N1	24-JUL-2011 13:45:48	Dark	43.000	9	Alp Eri	0.45300	24000.	86	49148	No
148	GOM_NL__2PRFIN20110724_134952_000000563104_00427_49148_0709.N1	24-JUL-2011 13:49:52	Straylight	55.500	84	Alp Phe	2.3970	4500.0	111	49148	No
149	GOM_NL__2PRFIN20110724_135609_000000463104_00427_49148_0710.N1	24-JUL-2011 13:56:09	Straylight	45.500	31	Alp Gru	1.7340	15200.	91	49148	No
150	GOM_NL__2PRFIN20110724_135920_000000483104_00427_49148_0711.N1	24-JUL-2011 13:59:20	Straylight	47.500	172	Gam Gru	3.0030	13100.	95	49148	No
151	GOM_NL__2PRFIN20110724_141609_000000443104_00427_49148_0712.N1	24-JUL-2011 14:16:09	Bright	44.000	11	53Alp Aql	0.76500	8000.0	88	49148	No
152	GOM_NL__2PRFIN20110724_142534_000000453104_00427_49148_0713.N1	24-JUL-2011 14:25:34	Bright	44.500	92	53Eps Cyg	2.5000	4500.0	89	49148	No
153	GOM_NL__2PRFIN20110724_142833_000000433104_00427_49148_0714.N1	24-JUL-2011 14:28:33	Bright	42.500	19	50Alp Cyg	1.2460	10500.	85	49148	No
154	GOM_NL__2PRFIN20110724_143348_000000423104_00427_49148_0715.N1	24-JUL-2011 14:33:48	Bright	41.500	89	5Alp Cep	2.4510	8000.0	83	49148	No
155	GOM_NL__2PRFIN20110724_144230_000000493104_00427_49148_0716.N1	24-JUL-2011 14:42:30	Bright	48.500	76	27Gam Cas	2.3000	30000.	97	49148	No
156	GOM_NL__2PRFIN20110724_144819_000000443104_00427_49148_0717.N1	24-JUL-2011 14:48:19	Bright	43.500	160	23Gam Per	2.9300	4700.0	87	49148	No
157	GOM_NL__2PRFIN20110724_144950_000000463104_00427_49148_0718.N1	24-JUL-2011 14:49:50	Bright	45.500	35	33Alp Per	1.7950	6250.0	91	49148	No
158	GOM_NL__2PRFIN20110724_145128_000000393104_00427_49148_0719.N1	24-JUL-2011 14:51:28	Bright	39.000	6	13Alp Aur	0.080000	3400.0	78	49148	No
159	GOM_NL__2PRFIN20110724_145256_000000573104_00427_49148_0720.N1	24-JUL-2011 14:52:56	Bright	56.500	79	26Bet Per	2.3100	13100.	113	49148	No
160	GOM_NL__2PRFIN20110724_145616_000000493104_00427_49148_0721.N1	24-JUL-2011 14:56:16	Tw_i_and_stray	48.500	150	44Zet Per	2.8900	28000.	97	49148	No

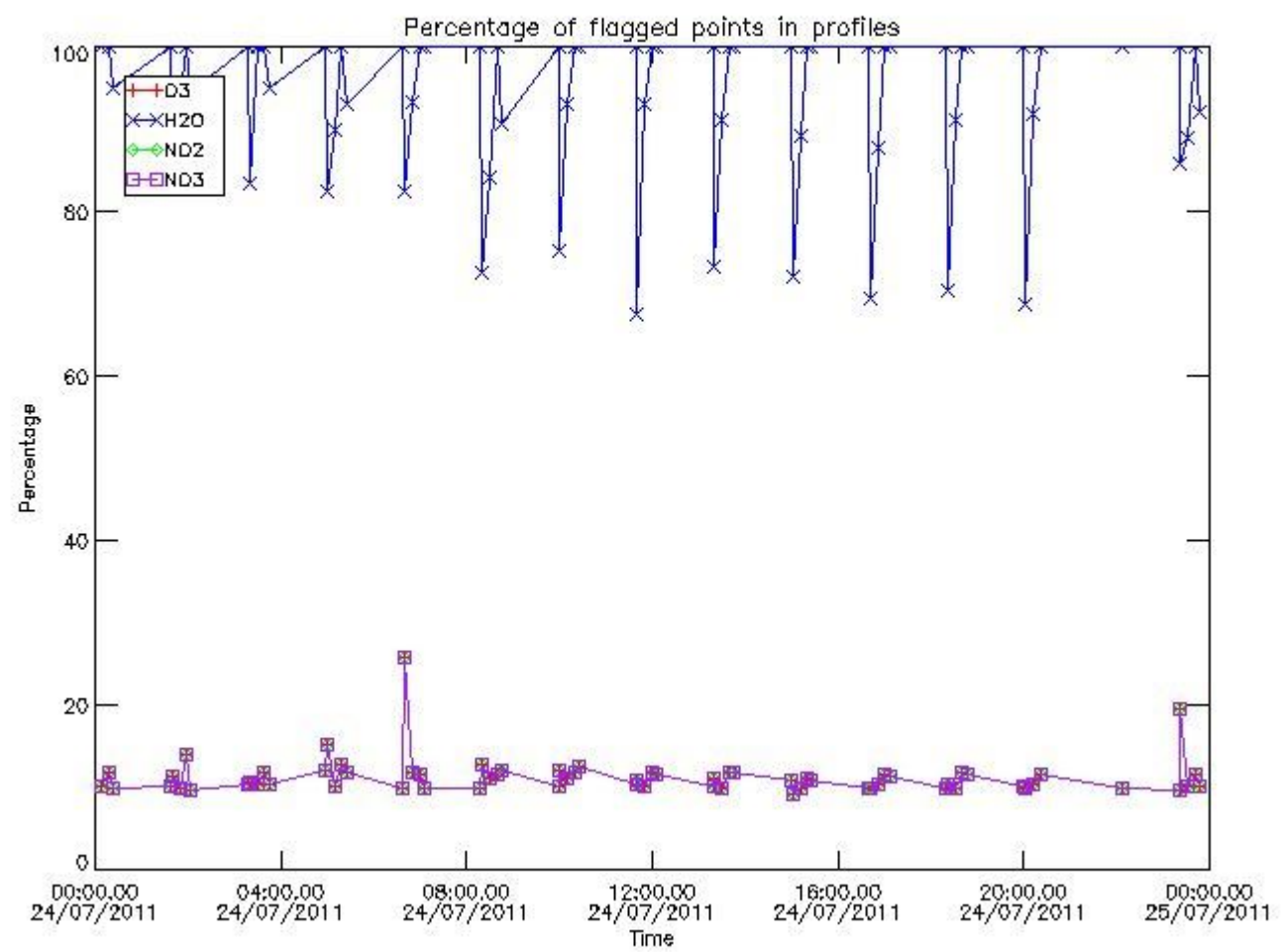
161	GOM_NL__2PRFIN20110724_145908_000000523104_00427_49148_0722.N1	24-JUL-2011 14:59:08	Dark	51.500	146	25Eta Tau	2.8730	15200.	103	49148	No
162	GOM_NL__2PRFIN20110724_150045_000000563104_00427_49148_0723.N1	24-JUL-2011 15:00:45	Dark	56.000	13	87Alp Tau	0.86700	3800.0	112	49148	No
163	GOM_NL__2PRFIN20110724_151054_000000513104_00427_49148_0724.N1	24-JUL-2011 15:10:54	Dark	51.000	165	34Gam Eri	2.9500	3200.0	102	49148	No
164	GOM_NL__2PRFIN20110724_152011_000000463104_00427_49148_0725.N1	24-JUL-2011 15:20:11	Dark	45.500	157	The1Eri	2.9060	9300.0	91	49148	No
165	GOM_NL__2PRFIN20110724_152603_000000473104_00428_49149_0785.N1	24-JUL-2011 15:26:03	Dark	47.000	9	Alp Eri	0.45300	24000.	94	49149	No
166	GOM_NL__2PRFIN20110724_153007_000000543104_00428_49149_0786.N1	24-JUL-2011 15:30:07	Straylight	54.000	84	Alp Phe	2.3970	4500.0	108	49149	No
167	GOM_NL__2PRFIN20110724_153624_000000463104_00428_49149_0787.N1	24-JUL-2011 15:36:24	Straylight	46.000	31	Alp Gru	1.7340	15200.	92	49149	No
168	GOM_NL__2PRFIN20110724_153935_000000483104_00428_49149_0788.N1	24-JUL-2011 15:39:35	Straylight	47.500	172	Gam Gru	3.0030	13100.	95	49149	No
169	GOM_NL__2PRFIN20110724_155623_000000403104_00428_49149_0789.N1	24-JUL-2011 15:56:23	Bright	40.000	11	53Alp Aql	0.76500	8000.0	80	49149	No
170	GOM_NL__2PRFIN20110724_160547_000000503104_00428_49149_0790.N1	24-JUL-2011 16:05:47	Bright	49.500	92	53Eps Cyg	2.5000	4500.0	99	49149	No
171	GOM_NL__2PRFIN20110724_160846_000000453104_00428_49149_0791.N1	24-JUL-2011 16:08:46	Bright	45.000	19	50Alp Cyg	1.2460	10500.	90	49149	No
172	GOM_NL__2PRFIN20110724_161402_000000443104_00428_49149_0792.N1	24-JUL-2011 16:14:02	Bright	43.500	89	5Alp Cep	2.4510	8000.0	87	49149	No
173	GOM_NL__2PRFIN20110724_162243_000000583104_00428_49149_0793.N1	24-JUL-2011 16:22:43	Bright	57.500	76	27Gam Cas	2.3000	30000.	115	49149	No
174	GOM_NL__2PRFIN20110724_162833_000000663104_00428_49149_0794.N1	24-JUL-2011 16:28:33	Bright	66.000	160	23Gam Per	2.9300	4700.0	132	49149	No
175	GOM_NL__2PRFIN20110724_163004_000000653104_00428_49149_0795.N1	24-JUL-2011 16:30:04	Bright	65.000	35	33Alp Per	1.7950	6250.0	130	49149	No
176	GOM_NL__2PRFIN20110724_163142_000000413104_00428_49149_0796.N1	24-JUL-2011 16:31:42	Bright	40.500	6	13Alp Aur	0.080000	3400.0	81	49149	No
177	GOM_NL__2PRFIN20110724_163310_000000513104_00428_49149_0797.N1	24-JUL-2011 16:33:10	Bright	51.000	79	26Bet Per	2.3100	13100.	102	49149	No
178	GOM_NL__2PRFIN20110724_163630_000000503104_00428_49149_0798.N1	24-JUL-2011 16:36:30	Tw_i_and_stray	50.000	150	44Zet Per	2.8900	28000.	100	49149	No
179	GOM_NL__2PRFIN20110724_163922_000000523104_00428_49149_0799.N1	24-JUL-2011 16:39:22	Dark	52.000	146	25Eta Tau	2.8730	15200.	104	49149	No
180	GOM_NL__2PRFIN20110724_164059_000000513104_00428_49149_0800.N1	24-JUL-2011 16:40:59	Dark	51.000	13	87Alp Tau	0.86700	3800.0	102	49149	No
181	GOM_NL__2PRFIN20110724_165109_000000503104_00428_49149_0801.N1	24-JUL-2011 16:51:09	Dark	49.500	165	34Gam Eri	2.9500	3200.0	99	49149	No
182	GOM_NL__2PRFIN20110724_170026_000000443104_00428_49149_0802.N1	24-JUL-2011 17:00:26	Dark	44.000	157	The1Eri	2.9060	9300.0	88	49149	No
183	GOM_NL__2PRFIN20110724_170617_000000453104_00429_49150_0770.N1	24-JUL-2011 17:06:17	Dark	45.000	9	Alp Eri	0.45300	24000.	90	49150	No
184	GOM_NL__2PRFIN20110724_171022_000000543104_00429_49150_0771.N1	24-JUL-2011 17:10:22	Straylight	54.000	84	Alp Phe	2.3970	4500.0	108	49150	No
185	GOM_NL__2PRFIN20110724_171639_000000453104_00429_49150_0772.N1	24-JUL-2011 17:16:39	Straylight	44.500	31	Alp Gru	1.7340	15200.	89	49150	No
186	GOM_NL__2PRFIN20110724_171949_000000473104_00429_49150_0773.N1	24-JUL-2011 17:19:49	Straylight	47.000	172	Gam Gru	3.0030	13100.	94	49150	No
187	GOM_NL__2PRFIN20110724_173637_000000433104_00429_49150_0774.N1	24-JUL-2011 17:36:37	Bright	42.500	11	53Alp Aql	0.76500	8000.0	85	49150	No
188	GOM_NL__2PRFIN20110724_174600_000000493104_00429_49150_0775.N1	24-JUL-2011 17:46:00	Bright	48.500	92	53Eps Cyg	2.5000	4500.0	97	49150	No
189	GOM_NL__2PRFIN20110724_174859_000000653104_00429_49150_0776.N1	24-JUL-2011 17:48:59	Bright	65.000	19	50Alp Cyg	1.2460	10500.	130	49150	No
190	GOM_NL__2PRFIN20110724_175416_000000433104_00429_49150_0777.N1	24-JUL-2011 17:54:16	Bright	42.500	89	5Alp Cep	2.4510	8000.0	85	49150	No
191	GOM_NL__2PRFIN20110724_180256_000000513104_00429_49150_0778.N1	24-JUL-2011 18:02:56	Bright	50.500	76	27Gam Cas	2.3000	30000.	101	49150	No
192	GOM_NL__2PRFIN20110724_180846_000000503104_00429_49150_0779.N1	24-JUL-2011 18:08:46	Bright	50.000	160	23Gam Per	2.9300	4700.0	100	49150	No
193	GOM_NL__2PRFIN20110724_181018_000000653104_00429_49150_0780.N1	24-JUL-2011 18:10:18	Bright	65.000	35	33Alp Per	1.7950	6250.0	130	49150	No
194	GOM_NL__2PRFIN20110724_181156_000000393104_00429_49150_0781.N1	24-JUL-2011 18:11:56	Bright	38.500	6	13Alp Aur	0.080000	3400.0	77	49150	No
195	GOM_NL__2PRFIN20110724_181323_000000513104_00429_49150_0782.N1	24-JUL-2011 18:13:23	Bright	50.500	79	26Bet Per	2.3100	13100.	101	49150	No
196	GOM_NL__2PRFIN20110724_181645_000000503104_00429_49150_0783.N1	24-JUL-2011 18:16:45	Tw_i_and_stray	50.000	150	44Zet Per	2.8900	28000.	100	49150	No
197	GOM_NL__2PRFIN20110724_181937_000000523104_00429_49150_0784.N1	24-JUL-2011 18:19:37	Dark	51.500	146	25Eta Tau	2.8730	15200.	103	49150	No
198	GOM_NL__2PRFIN20110724_182113_000000503104_00429_49150_0785.N1	24-JUL-2011 18:21:13	Dark	49.500	13	87Alp Tau	0.86700	3800.0	99	49150	No
199	GOM_NL__2PRFIN20110724_183124_000000513104_00429_49150_0786.N1	24-JUL-2011 18:31:24	Dark	51.000	165	34Gam Eri	2.9500	3200.0	102	49150	No
200	GOM_NL__2PRFIN20110724_184041_000000433104_00429_49150_0787.N1	24-JUL-2011 18:40:41	Dark	43.000	157	The1Eri	2.9060	9300.0	86	49150	No
201	GOM_NL__2PRFIN20110724_184632_000000443104_00430_49151_0968.N1	24-JUL-2011 18:46:32	Dark	44.000	9	Alp Eri	0.45300	24000.	88	49151	No
202	GOM_NL__2PRFIN20110724_185037_000000563104_00430_49151_0969.N1	24-JUL-2011 18:50:37	Straylight	55.500	84	Alp Phe	2.3970	4500.0	111	49151	No
203	GOM_NL__2PRFIN20110724_185653_000000453104_00430_49151_0970.N1	24-JUL-2011 18:56:53	Straylight	45.000	31	Alp Gru	1.7340	15200.	90	49151	No
204	GOM_NL__2PRFIN20110724_190004_000000483104_00430_49151_0971.N1	24-JUL-2011 19:00:04	Straylight	47.500	172	Gam Gru	3.0030	13100.	95	49151	No
205	GOM_NL__2PRFIN20110724_191650_000000413104_00430_49151_0972.N1	24-JUL-2011 19:16:50	Bright	40.500	11	53Alp Aql	0.76500	8000.0	81	49151	No
206	GOM_NL__2PRFIN20110724_192614_000000503104_00430_49151_0973.N1	24-JUL-2011 19:26:14	Bright	50.000	92	53Eps Cyg	2.5000	4500.0	100	49151	No
207	GOM_NL__2PRFIN20110724_192913_000000463104_00430_49151_0974.N1	24-JUL-2011 19:29:13	Bright	46.000	19	50Alp Cyg	1.2460	10500.	92	49151	No
208	GOM_NL__2PRFIN20110724_193429_000000423104_00430_49151_0975.N1	24-JUL-2011 19:34:29	Bright	42.000	89	5Alp Cep	2.4510	8000.0	84	49151	No
209	GOM_NL__2PRFIN20110724_194310_000000503104_00430_49151_0976.N1	24-JUL-2011 19:43:10	Bright	49.500	76	27Gam Cas	2.3000	30000.	99	49151	No
210	GOM_NL__2PRFIN20110724_194900_000000463104_00430_49151_0977.N1	24-JUL-2011 19:49:00	Bright	46.000	160	23Gam Per	2.9300	4700.0	92	49151	No
211	GOM_NL__2PRFIN20110724_195031_000000473104_00430_49151_0978.N1	24-JUL-2011 19:50:31	Bright	46.500	35	33Alp Per	1.7950	6250.0	93	49151	No
212	GOM_NL__2PRFIN20110724_195210_000000403104_00430_49151_0979.N1	24-JUL-2011 19:52:10	Bright	39.500	6	13Alp Aur	0.080000	3400.0	79	49151	No
213	GOM_NL__2PRFIN20110724_195337_000000563104_00430_49151_0980.N1	24-JUL-2011 19:53:37	Bright	56.000	79	26Bet Per	2.3100	13100.	112	49151	No
214	GOM_NL__2PRFIN20110724_195659_000000493104_00430_49151_0981.N1	24-JUL-2011 19:56:59	Tw_i_and_stray	49.000	150	44Zet Per	2.8900	28000.	98	49151	No
215	GOM_NL__2PRFIN20110724_195951_000000503104_00430_49151_0982.N1	24-JUL-2011 19:59:51	Dark	50.000	146	25Eta Tau	2.8730	15200.	100	49151	No
216	GOM_NL__2PRFIN20110724_200127_000000523104_00430_49151_0983.N1	24-JUL-2011 20:01:27	Dark	51.500	13	87Alp Tau	0.86700	3800.0	103	49151	No
217	GOM_NL__2PRFIN20110724_201138_000000503104_00430_49151_0984.N1	24-JUL-2011 20:11:38	Dark	49.500	165	34Gam Eri	2.9500	3200.0	99	49151	No
218	GOM_NL__2PRFIN20110724_202056_000000443104_00430_49151_0985.N1	24-JUL-2011 20:20:56	Dark	43.500	157	The1Eri	2.9060	9300.0	87	49151	No
219	GOM_NL__2PRFIN20110724_220701_000000513105_00001_49153_1009.N1	24-JUL-2011 22:07:01	Dark	51.000	9	Alp Eri	0.45300	24000.	102	49153	No

220	GOM_NL__2PRFIN20110724_221108_000000553105_00001_49153_1010.N1	24-JUL-2011 22:11:08	Straylight	54.500	84	Alp Phe	2.3970	4500.0	109	49153	No
221	GOM_NL__2PRFIN20110724_221411_000000403105_00001_49153_1011.N1	24-JUL-2011 22:14:11	Straylight	40.000	148	Alp Tuc	2.8780	4100.0	80	49153	No
222	GOM_NL__2PRFIN20110724_221722_000000443105_00001_49153_1012.N1	24-JUL-2011 22:17:22	Straylight	44.000	31	Alp Gru	1.7340	15200.	88	49153	No
223	GOM_NL__2PRFIN20110724_222033_000000483105_00001_49153_1013.N1	24-JUL-2011 22:20:33	Straylight	47.500	172	Gam Gru	3.0030	13100.	95	49153	No
224	GOM_NL__2PRFIN20110724_223718_000000413105_00001_49153_1014.N1	24-JUL-2011 22:37:18	Bright	41.000	11	53Alp Aql	0.76500	8000.0	82	49153	No
225	GOM_NL__2PRFIN20110724_224640_000000393105_00001_49153_1015.N1	24-JUL-2011 22:46:40	Bright	39.000	92	53Eps Cyg	2.5000	4500.0	78	49153	No
226	GOM_NL__2PRFIN20110724_224804_000000383105_00001_49153_1016.N1	24-JUL-2011 22:48:04	Bright	38.000	144	18Del Cyg	2.8600	11000.	76	49153	No
227	GOM_NL__2PRFIN20110724_224940_000000463105_00001_49153_1017.N1	24-JUL-2011 22:49:40	Bright	45.500	19	50Alp Cyg	1.2460	10500.	91	49153	No
228	GOM_NL__2PRFIN20110724_225456_000000433105_00001_49153_1018.N1	24-JUL-2011 22:54:56	Bright	43.000	89	5Alp Cep	2.4510	8000.0	86	49153	No
229	GOM_NL__2PRFIN20110724_230446_000000493105_00001_49153_1019.N1	24-JUL-2011 23:04:46	Bright	49.000	110	37Del Cas	2.6780	8900.0	98	49153	No
230	GOM_NL__2PRFIN20110724_230927_000000503105_00001_49153_1020.N1	24-JUL-2011 23:09:27	Bright	49.500	160	23Gam Per	2.9300	4700.0	99	49153	No
231	GOM_NL__2PRFIN20110724_231059_000000653105_00001_49153_1021.N1	24-JUL-2011 23:10:59	Bright	65.000	35	33Alp Per	1.7950	6250.0	130	49153	No
232	GOM_NL__2PRFIN20110724_231238_000000413105_00001_49153_1022.N1	24-JUL-2011 23:12:38	Bright	40.500	6	13Alp Aur	0.080000	3400.0	81	49153	No
233	GOM_NL__2PRFIN20110724_231436_000000403105_00001_49153_1023.N1	24-JUL-2011 23:14:36	Bright	40.000	149	45Eps Per	2.8880	30000.	80	49153	No
234	GOM_NL__2PRFIN20110724_231727_000000503105_00001_49153_1024.N1	24-JUL-2011 23:17:27	Tw_i_and_stray	50.000	150	44Zet Per	2.8900	28000.	100	49153	No
235	GOM_NL__2PRFIN20110724_232020_000000533105_00001_49153_1025.N1	24-JUL-2011 23:20:20	Dark	53.000	146	25Eta Tau	2.8730	15200.	106	49153	No
236	GOM_NL__2PRFIN20110724_232156_000000503105_00001_49153_1026.N1	24-JUL-2011 23:21:56	Dark	49.500	13	87Alp Tau	0.86700	3800.0	99	49153	No
237	GOM_NL__2PRFIN20110724_233208_000000513105_00001_49153_1027.N1	24-JUL-2011 23:32:08	Dark	50.500	165	34Gam Eri	2.9500	3200.0	101	49153	No
238	GOM_NL__2PRFIN20110724_234125_000000443105_00001_49153_1028.N1	24-JUL-2011 23:41:25	Dark	44.000	157	The1Eri	2.9060	9300.0	88	49153	No
239	GOM_NL__2PRFIN20110724_234716_000000513105_00002_49154_1025.N1	24-JUL-2011 23:47:16	Dark	50.500	9	Alp Eri	0.45300	24000.	101	49154	No
240	GOM_NL__2PRFIN20110724_235123_000000543105_00002_49154_1026.N1	24-JUL-2011 23:51:23	Straylight	54.000	84	Alp Phe	2.3970	4500.0	108	49154	No
241	GOM_NL__2PRFIN20110724_235426_000000413105_00002_49154_1027.N1	24-JUL-2011 23:54:26	Straylight	41.000	148	Alp Tuc	2.8780	4100.0	82	49154	No
242	GOM_NL__2PRFIN20110724_235737_000000523105_00002_49154_1028.N1	24-JUL-2011 23:57:37	Straylight	51.500	31	Alp Gru	1.7340	15200.	103	49154	No

3. Quality information per product

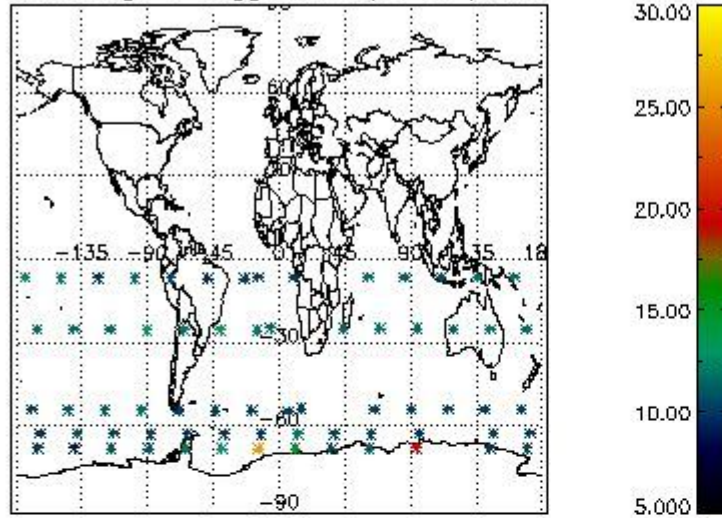
In this section it is plotted some information contained in the Quality Summary data set of the level 2 products. Only products in dark limb conditions and without errors (error flag in the MPH set to "0") are used.

3.1 Plot quality information per product (time dependant)

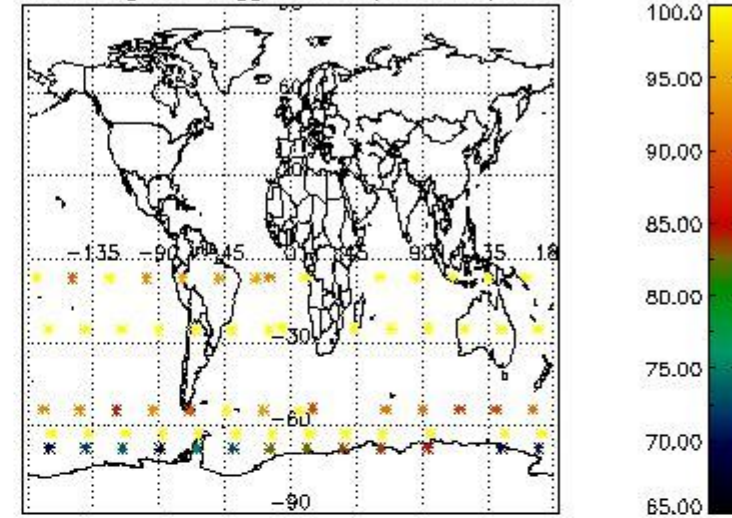


3.2 Plot quality information per product (world map)

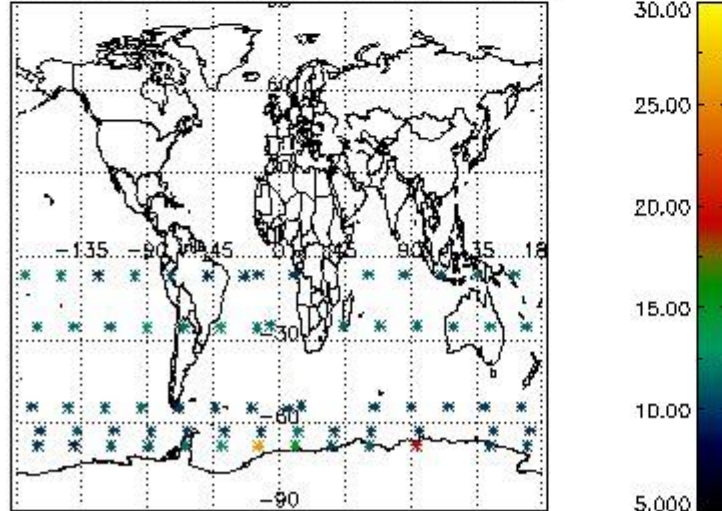
Percentage of flagged data per O3 profile



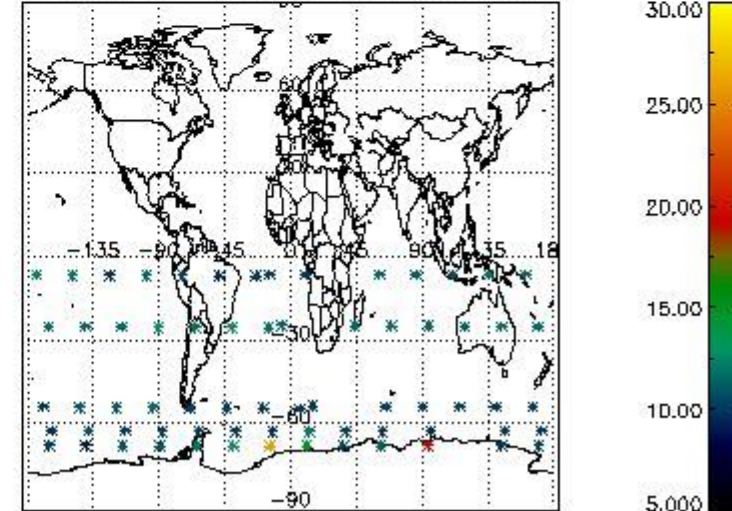
Percentage of flagged data per H2O profile



Percentage of flagged data per NO2 profile



Percentage of flagged data per NO3 profile

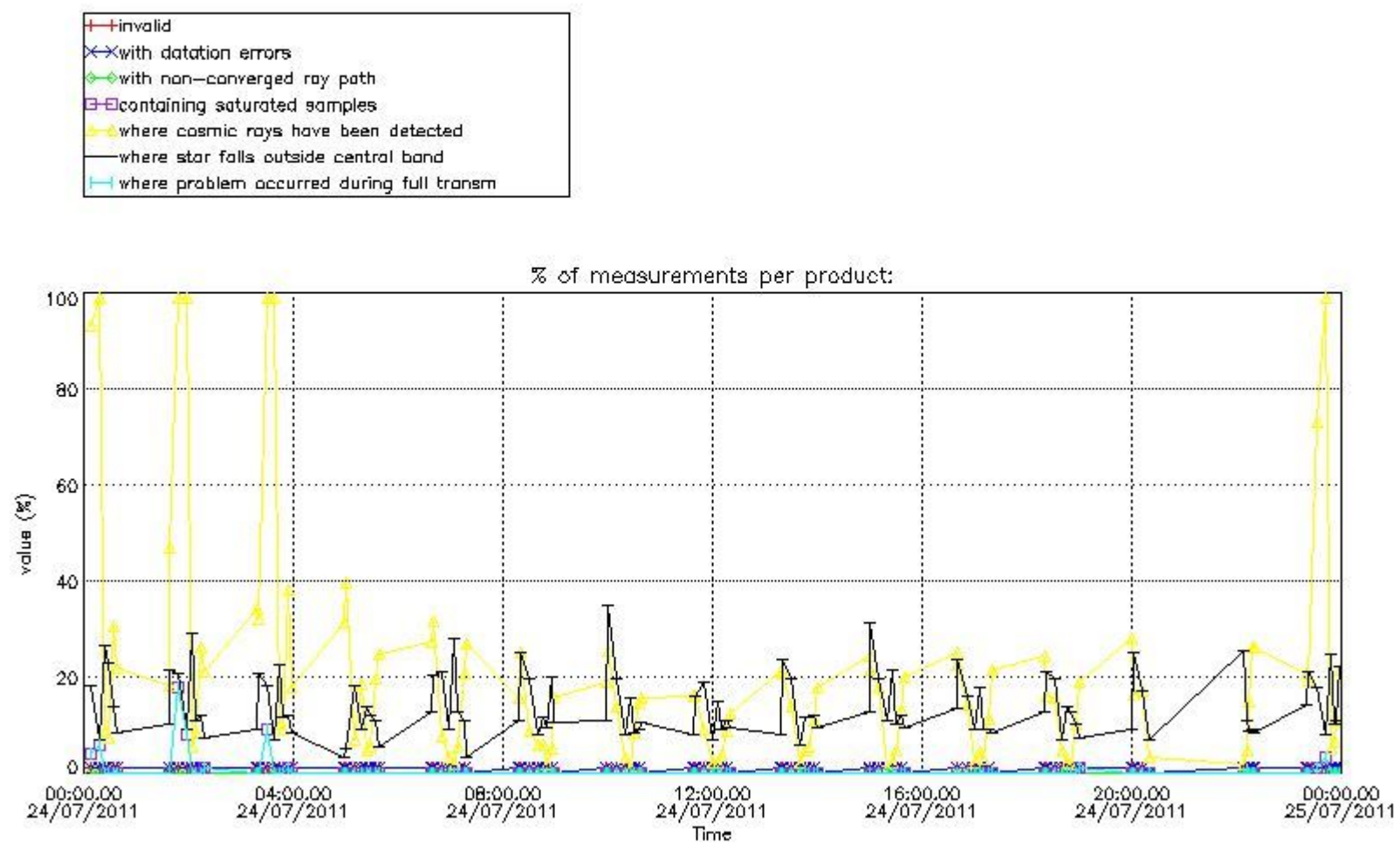


4. Level 1 quality information per product

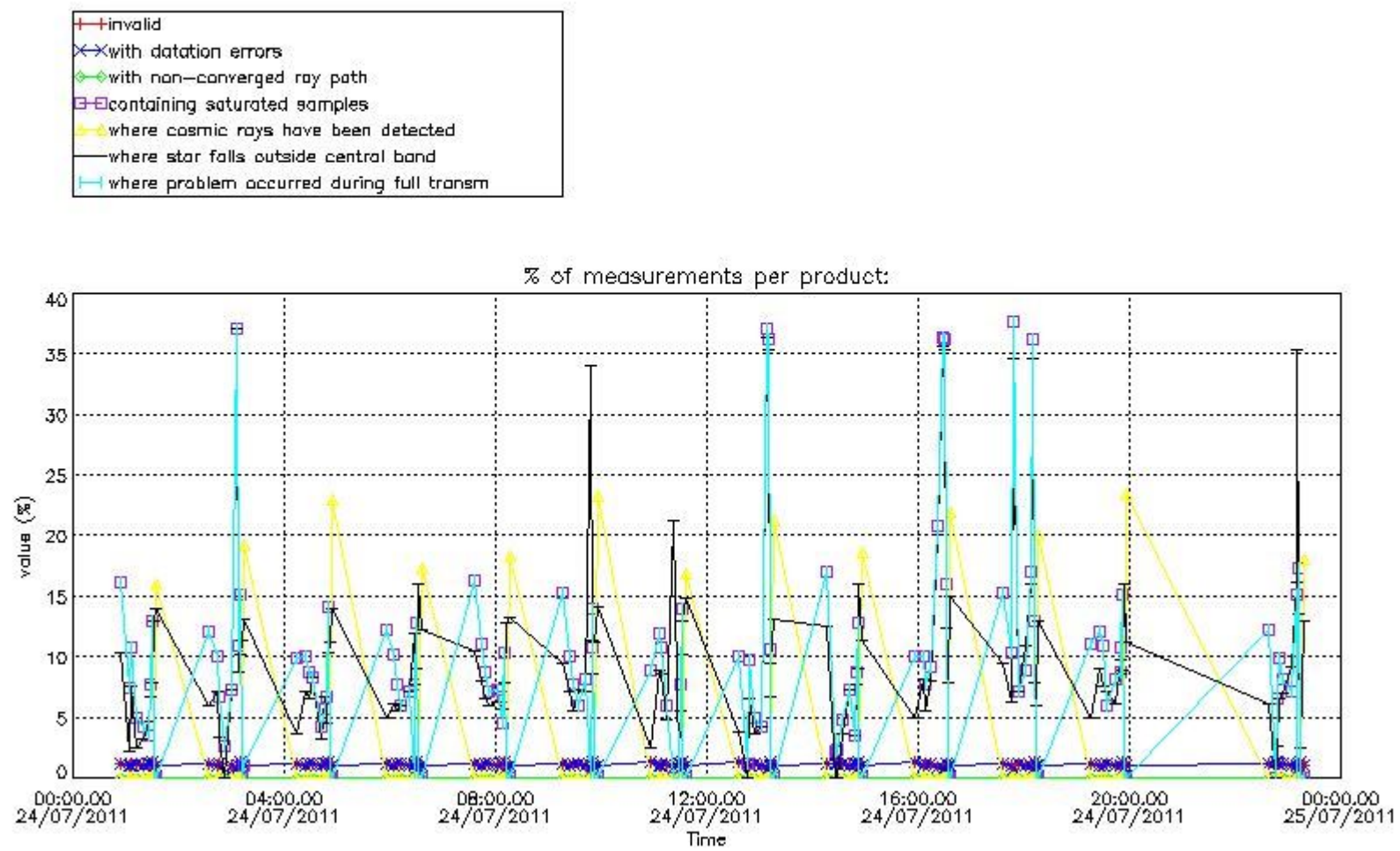
In this section it is plotted some information contained in the Quality Summary data set of the level 2 products that comes from the level 1b processing. Products without errors (error flag in the MPH set to "0") are used.

4.1 Plot quality information per product (time dependant) coming from level 1b processing

4.1.1 Plot level 1 quality information per product (time dependant): ENVISAT ASCENDING passes



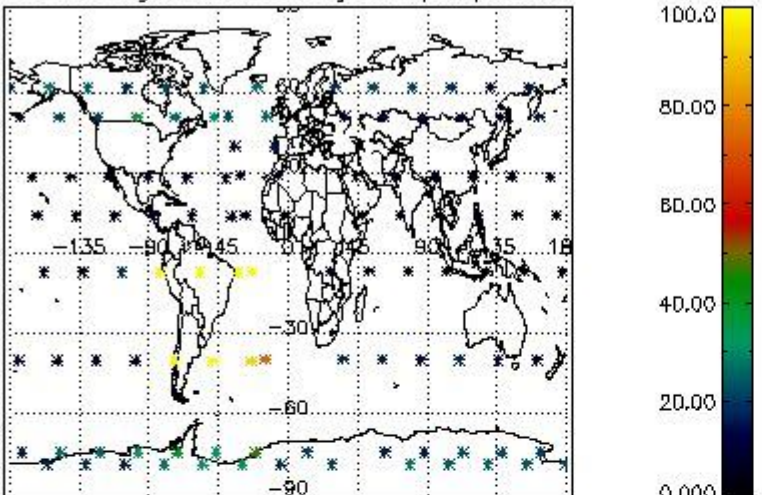
4.1.2 Plot level 1 quality information per product (time dependant): ENVI SAT DESCENDING passes



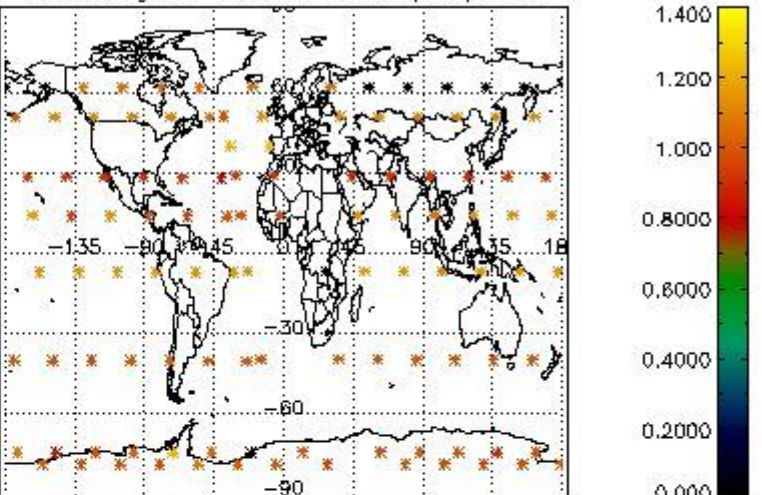
4.2 Plot quality information per product coming from level 1b processing (world map)

4.2.1 Plot level 1 quality information per product (world map): ENVISAT ASCENDING passes

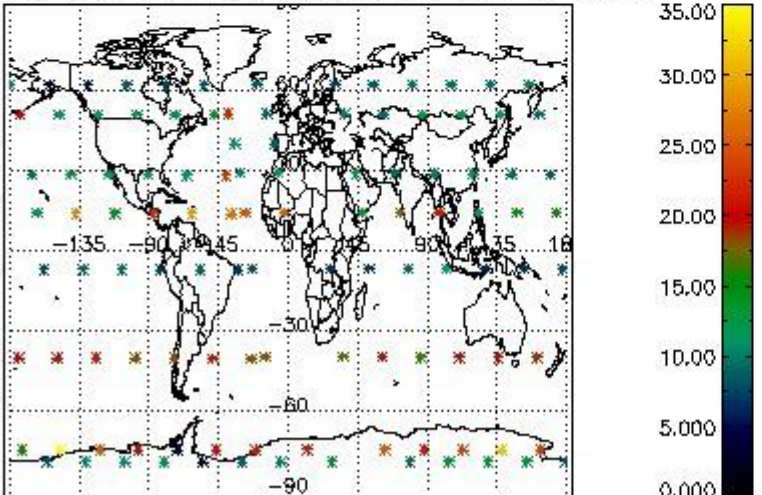
Percentage of cosmic ray hits per profile



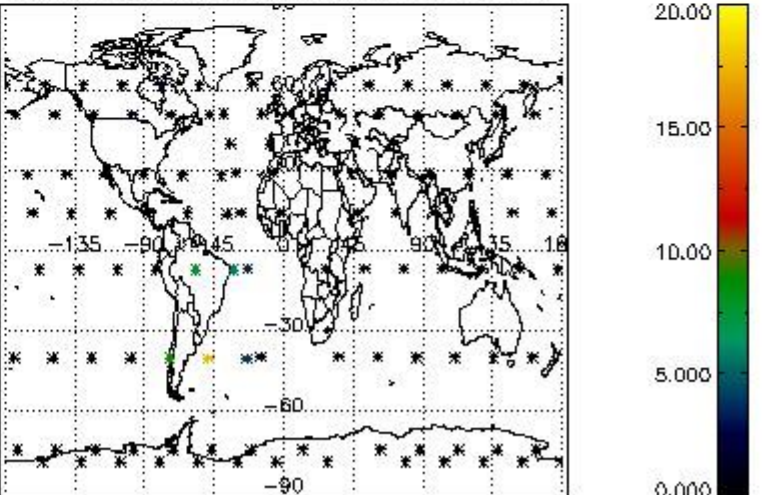
Percentage of datation errors per profile



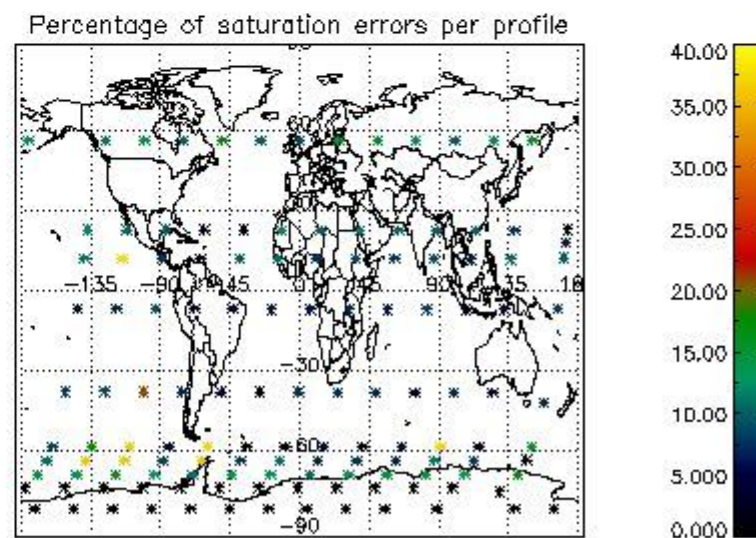
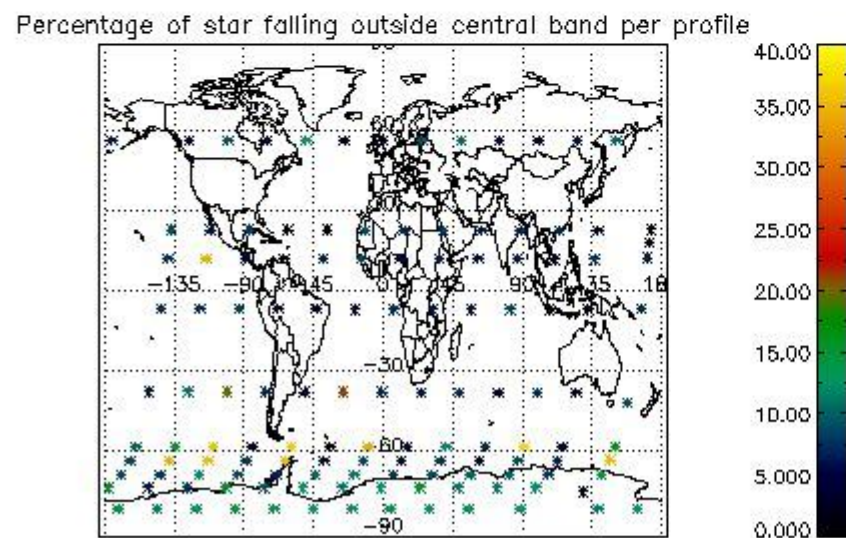
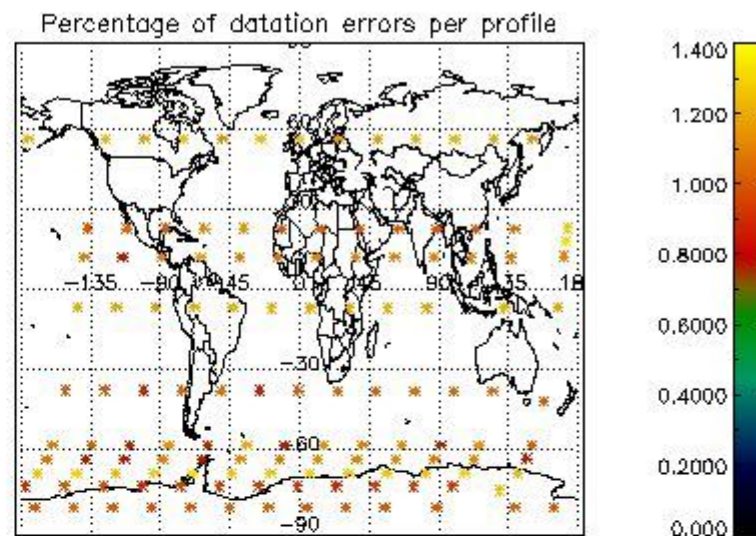
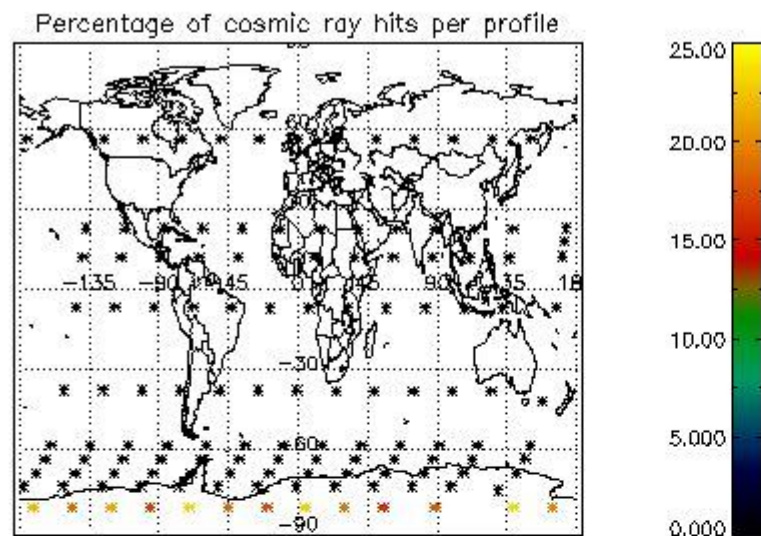
Percentage of star falling outside central band per profile



Percentage of saturation errors per profile



4.2.2 Plot level 1 quality information per product (world map): ENVISAT DESCENDING passes



5. Trace gas profiles

5.1 Ozone statistics based on quality of products

The final quality of the products can be "measured" using the STD (Standard Deviation) attached to every point profile. This information is written to the parameter GOM_NL__2P/NL_LOCAL_SPECIES_DENSITY/o3_std of the level 2 products. The table below shows the statistics for given STD ranges.

The statistics are given with respect to the overall valid production:

- Products without fatal errors: GOM_NL__2P/MPH/PRODUCT_ERR=0
- Valid point profile: GOM_NL__2P/NL_LOCAL_SPECIES_DENSITY/pcd(0)=0

The 'Criteria' is applied to valid points of dark limb products:

- Products in dark limb illumination condition: GOM_NL__2P/NL_SUMMARY_QUALITY/obs_ill_cond=0
- Products without fatal errors: GOM_NL__2P/MPH/PRODUCT_ERR=0
- Valid point profile: GOM_NL__2P/NL_LOCAL_SPECIES_DENSITY/pcd(0)=0

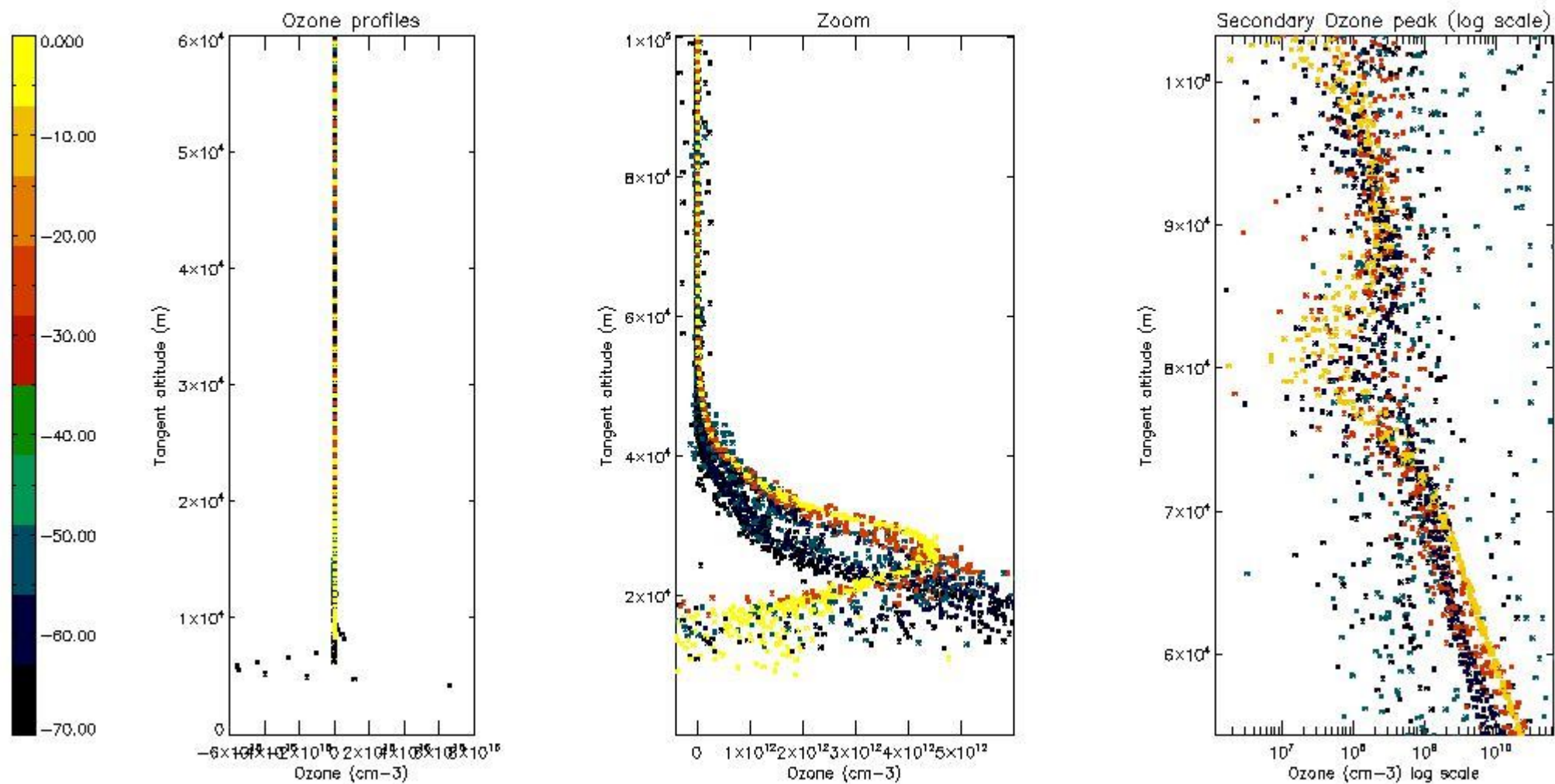
So, the table below shows the percentage of dark limb and valid observations for each criteria with respect to the overall valid daily observations.

Criteria	% of total production
All STD	29
STD < 20	12

STD < 10	7
STD < 5	3

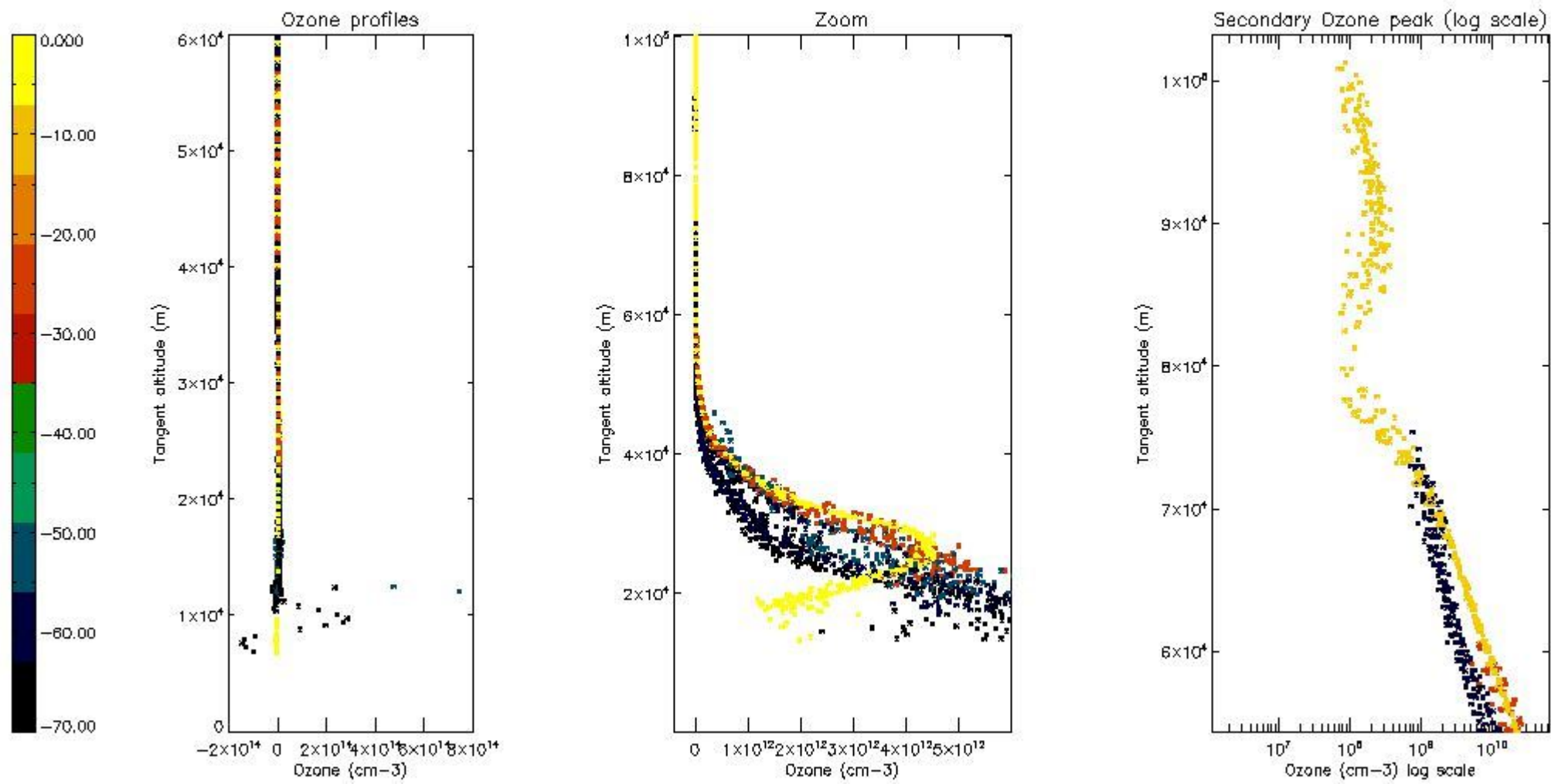
5.2 Plot ozone profiles for all STD (dark without errors)

The colorbar represents the latitude.



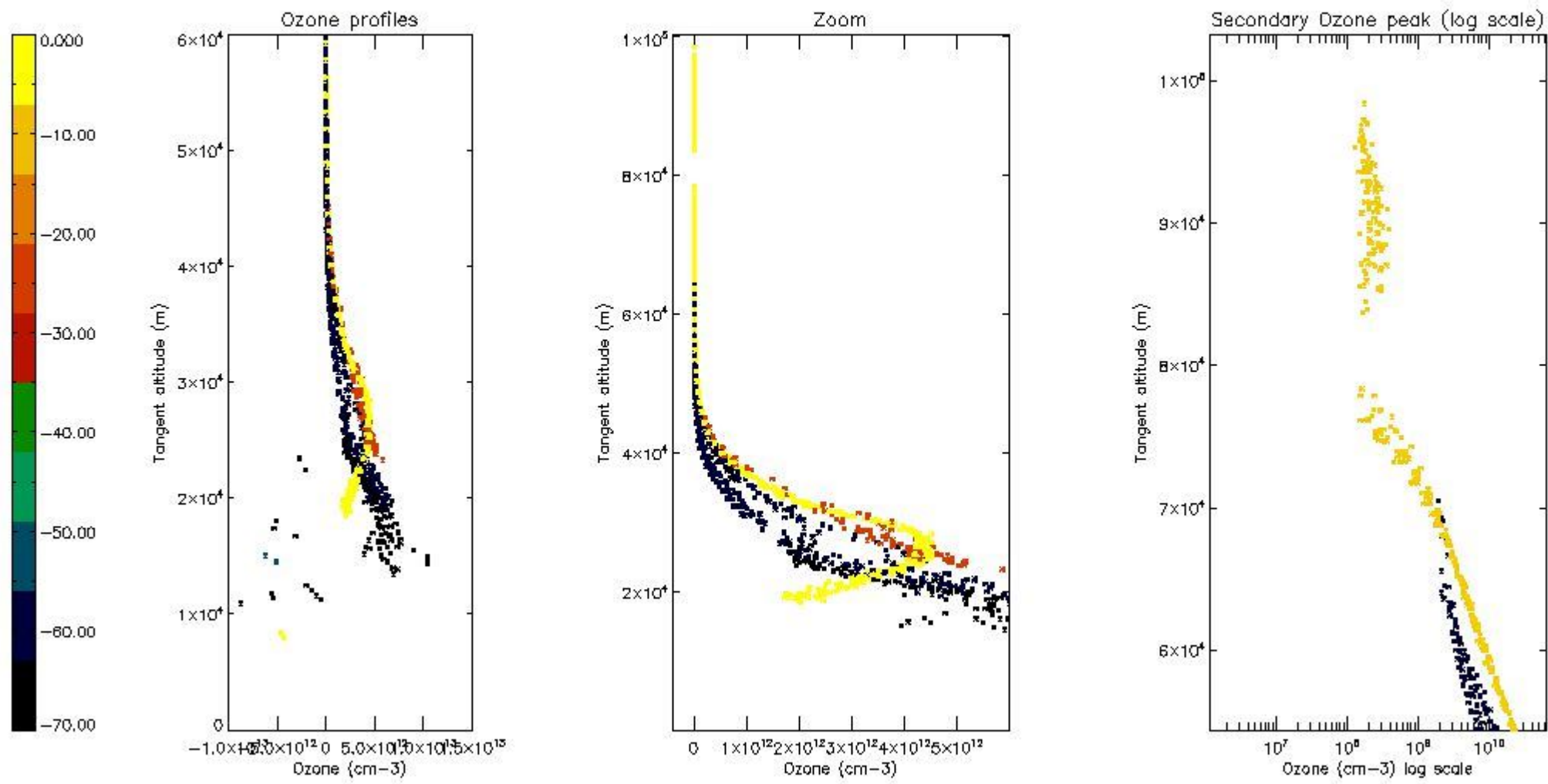
5.3 Plot ozone profiles where STD < 20% (dark without errors)

The colorbar represents the latitude.



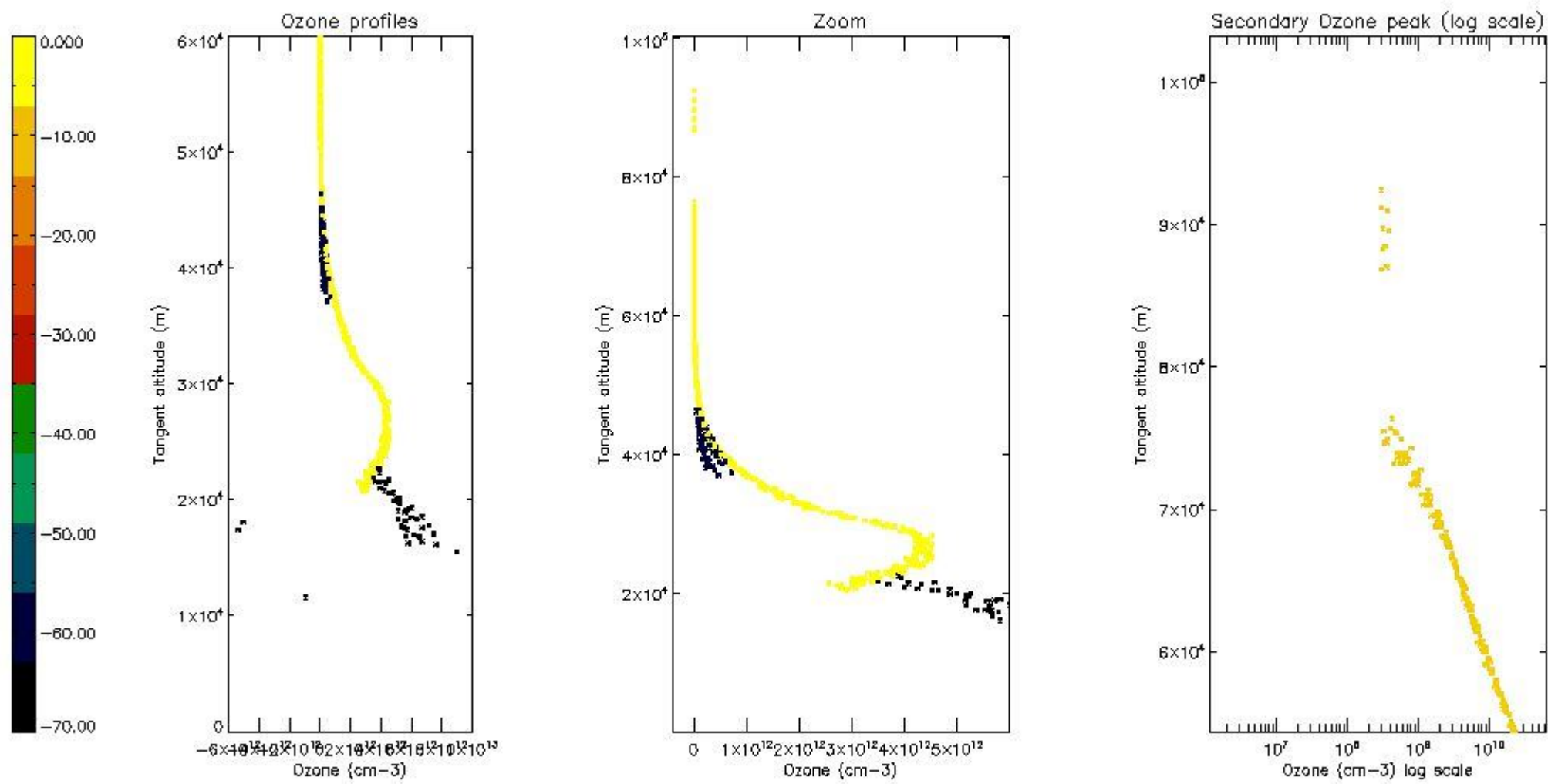
5.4 Plot ozone profiles where STD < 10% (dark without errors)

The colorbar represents the latitude.



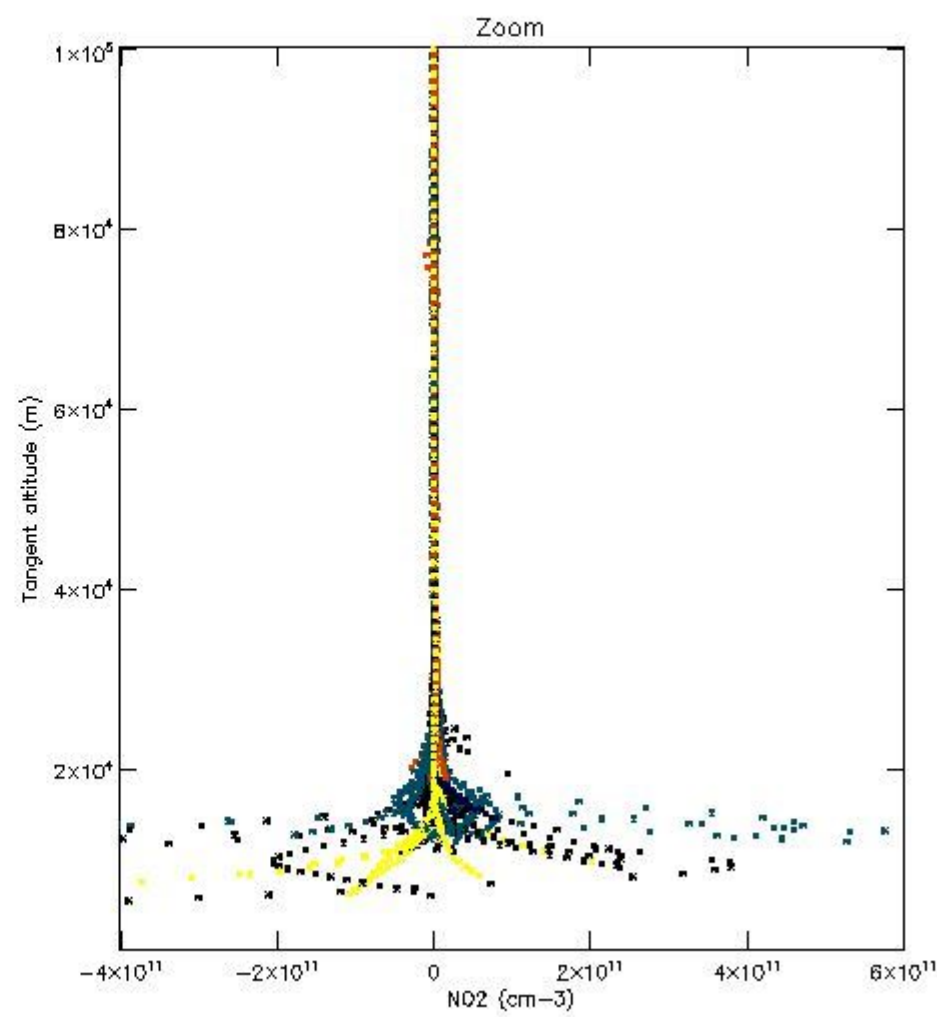
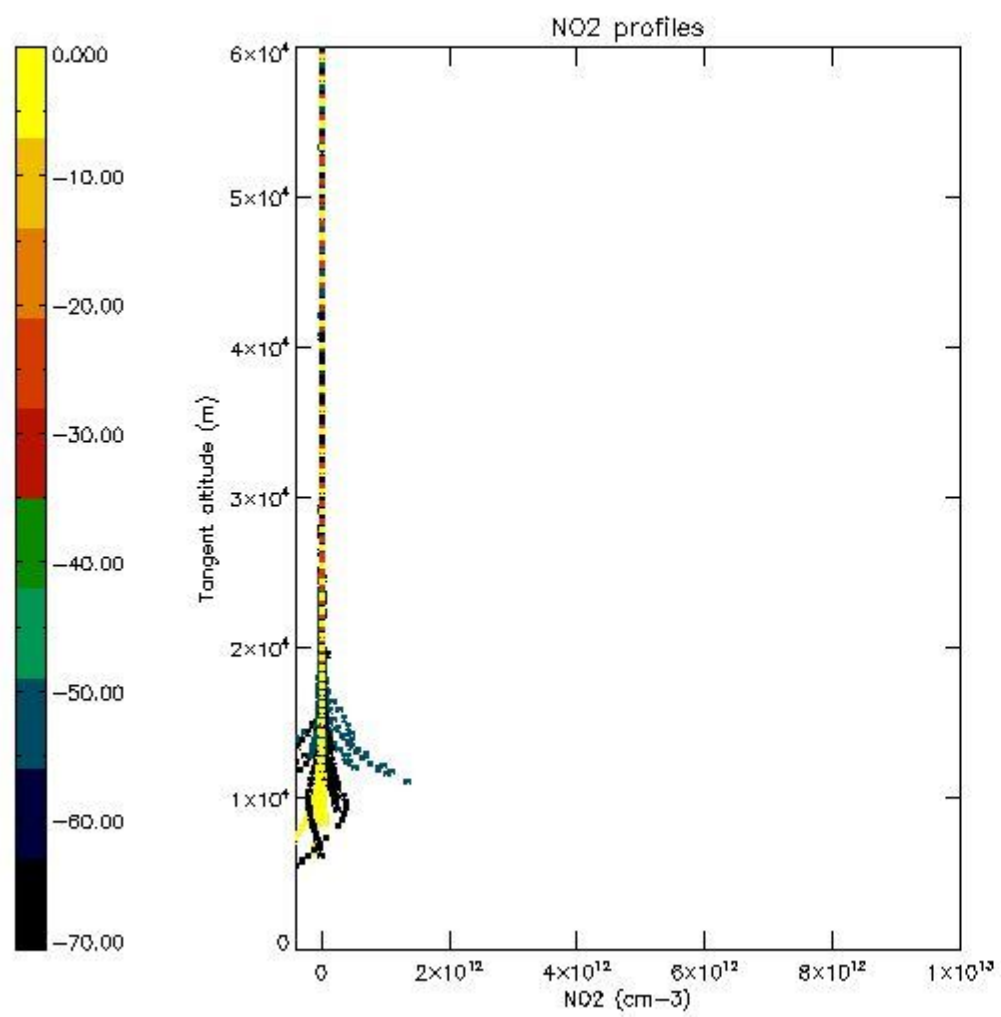
5.5 Plot ozone profiles where STD < 5% (dark without errors)

The colorbar represents the latitude.



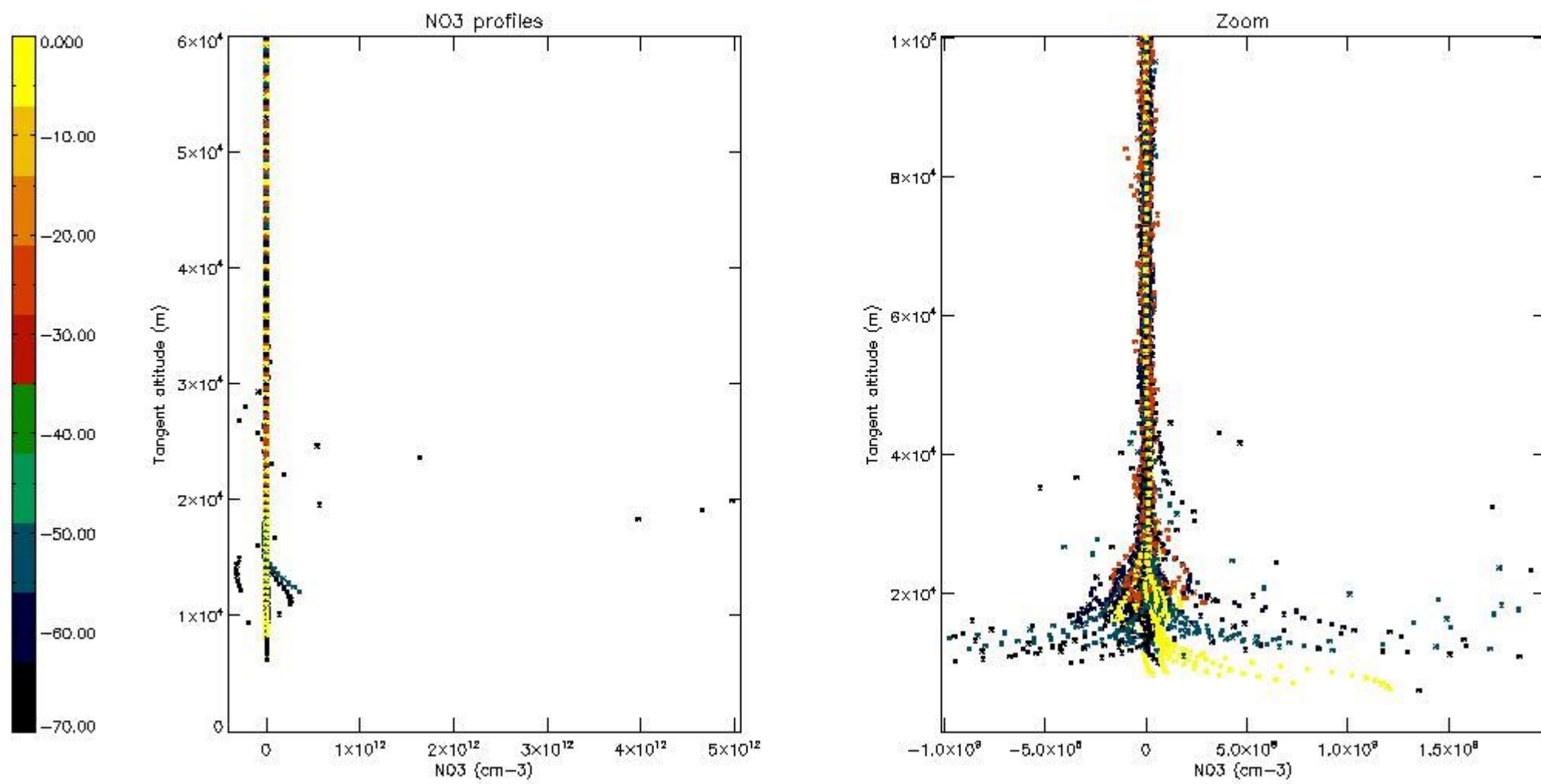
5.6 Plot NO₂ profiles for all STD (dark without errors)

The colorbar represents the latitude.



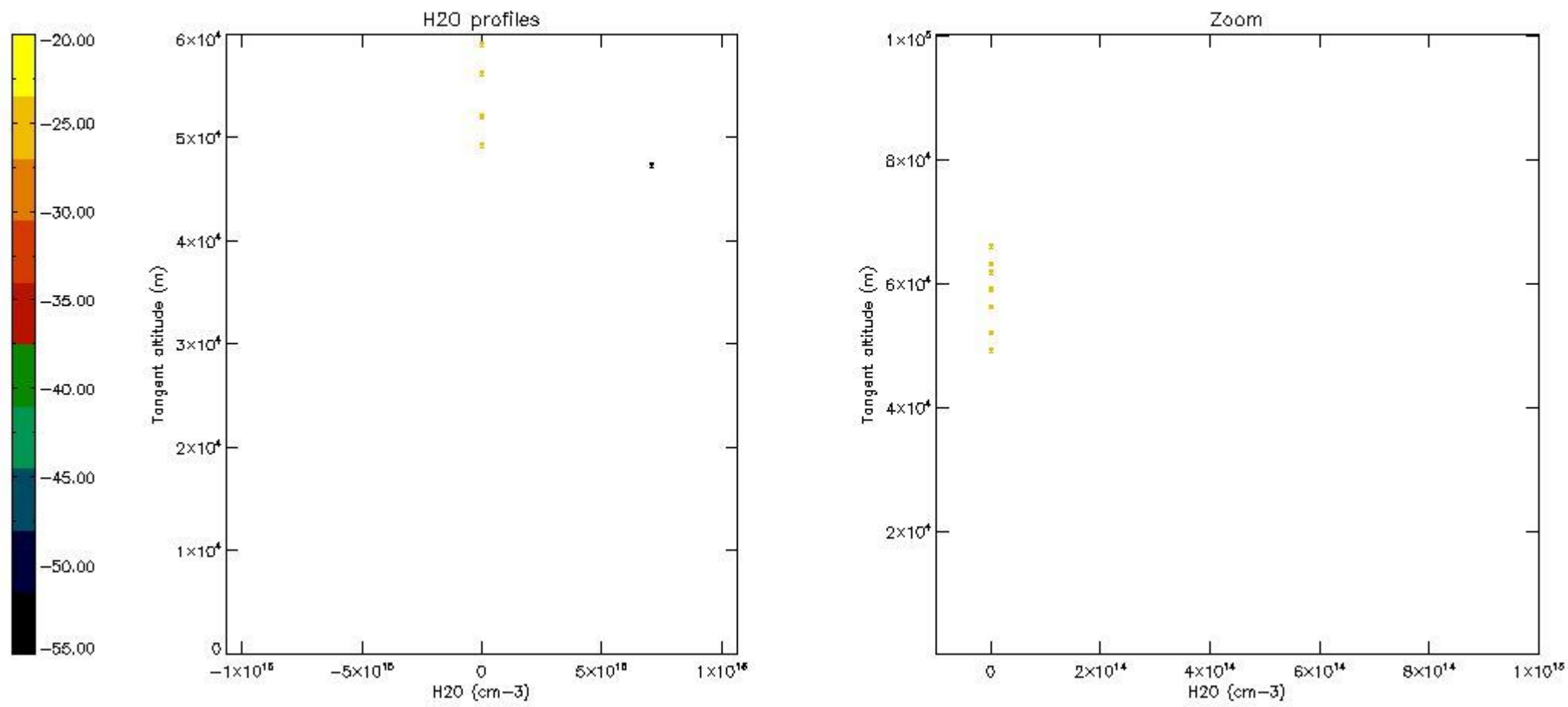
5.7 Plot NO3 profiles for all STD (dark without errors)

The colorbar represents the latitude.



5.8 Plot H₂O profiles for all STD (only for occultations of stars 1,2,3,4,13,14,16,26,63 dark without errors)

The colorbar represents the latitude.



6. Auxiliary Data Files used for the production reported in section 2

The number reported in the third column indicates since which file (see list in section 2) the corresponding auxiliary file has been used. The fourth column is the date of those product files.

Type	Auxiliary Filename	Used since product	Used since product date
INST_PHYS_CHARACTERISTICS	GOM_INS_AXVIEC20091111_143220_20030716_120000_20500101_000000	1	24-JUL-2011 00:08:42
LEVEL-2_PROC_CONFIG	GOM_PR2_AXVIEC20091111_152718_20020301_000000_20500101_000000	1	24-JUL-2011 00:08:42
CROSS_SECTIONS_FILE	GOM_CRS_AXVIEC20091111_154832_20020301_000000_20500101_000000	1	24-JUL-2011 00:08:42

GOMOS Level 2 Daily Report

SUMMARY

[1. General Info](#)

[2. Summary of processed GOM_NL_2P products](#)

[3. Level 2 Quality information per product](#)

[3.1 Plot of level 2 quality information per product \(time dependant\)](#)

[3.2 Plot of level 2 quality information per product \(world map\)](#)

[4. Level 1 Quality information per product \(stored on level 2 products\)](#)

[4.1 Plot of level 1 quality information per product \(time dependant\)](#)

[4.1.1 Plot of level 1 quality information per product \(time dependant\): ASCENDING](#)

[4.1.2 Plot of level 1 quality information per product \(time dependant\): DESCENDING](#)

[4.2 Plot of level 1 quality information per product \(world map\)](#)

[4.2.1 Plot of level 1 quality information per product \(world map\): ASCENDING](#)

[4.2.2 Plot of level 1 quality information per product \(world map\): DESCENDING](#)

[5. Ozone profiles based on quality statistics and other trace gas profiles](#)

[5.1 Ozone statistics based on quality of products](#)

[5.2 Plot ozone profiles for all STD \(dark without errors\)](#)

[5.3 Plot ozone profiles where STD < 20% \(dark without errors\)](#)

[5.4. Plot ozone profiles where STD < 10% \(dark without errors\)](#)

[5.5. Plot ozone profiles where STD < 5% \(dark without errors\)](#)

[5.6 Plot NO2 profiles for all STD \(dark without errors\)](#)

[5.7 Plot NO3 profiles for all STD \(dark without errors\)](#)

[5.8 Plot H2O profiles \(only for occultations of stars 1,2,3,4,13,14,16,26,63 dark without errors\) for all STD](#)

[6. Auxiliary Data Files used for the production reported in section 2](#)

This report presents the daily analysis on parameters extracted from GOMOS level 2 data (GOM_NL__2P). It is intended to monitor some important parameters that will impact the quality of these products. A list of level 2 products (and content) that have arrived during the reporting day to the PCF is also given.

Item	Value
Time of report generation	24APR2013 16:06:32
Data source version	GOMOS/6.01
Start time of products	24-07-2011 (24JUL2011 00:00:00)
Stop time of products	25-07-2011 (25JUL2011 00:00:00)
Store outputs in DB	Yes
Nb of level 2 prods	242
Nb of prods with errors	0

2. Summary of processed GOM_NL__2P products.

Nr	Filename	UTC Start time	Limb	Duration	Star Id	Star Name	Star Mag	Star Temp	Nb Meas	Orbit	Prod. error
1	GOM_NL__2PRFIN20110724_000842_000000503104_00418_49139_0559.N1	24-JUL-2011 00:08:42	Dark	50.000	165	34Gam Eri	2.9500	3200.0	100	49139	No
2	GOM_NL__2PRFIN20110724_001758_000000433104_00418_49139_0560.N1	24-JUL-2011 00:17:58	Dark	43.000	157	The1Eri	2.9060	9300.0	86	49139	No
3	GOM_NL__2PRFIN20110724_002351_000000513104_00419_49140_0555.N1	24-JUL-2011 00:23:51	Dark	51.000	9	Alp Eri	0.45300	24000.	102	49140	No
4	GOM_NL__2PRFIN20110724_002751_000000633104_00419_49140_0556.N1	24-JUL-2011 00:27:51	Straylight	63.000	84	Alp Phe	2.3970	4500.0	126	49140	No
5	GOM_NL__2PRFIN20110724_003412_000000483104_00419_49140_0557.N1	24-JUL-2011 00:34:12	Straylight	47.500	31	Alp Gru	1.7340	15200.	95	49140	No
6	GOM_NL__2PRFIN20110724_003724_000000483104_00419_49140_0558.N1	24-JUL-2011 00:37:24	Straylight	48.000	172	Gam Gru	3.0030	13100.	96	49140	No
7	GOM_NL__2PRFIN20110724_005418_000000443104_00419_49140_0559.N1	24-JUL-2011 00:54:18	Bright	43.500	11	53Alp Aql	0.76500	8000.0	87	49140	No
8	GOM_NL__2PRFIN20110724_010348_000000473104_00419_49140_0560.N1	24-JUL-2011 01:03:48	Bright	47.000	92	53Eps Cyg	2.5000	4500.0	94	49140	No
9	GOM_NL__2PRFIN20110724_010646_000000473104_00419_49140_0561.N1	24-JUL-2011 01:06:46	Bright	46.500	19	50Alp Cyg	1.2460	10500.	93	49140	No
10	GOM_NL__2PRFIN20110724_011200_000000413104_00419_49140_0562.N1	24-JUL-2011 01:12:00	Bright	41.000	89	5Alp Cep	2.4510	8000.0	82	49140	No
11	GOM_NL__2PRFIN20110724_012043_000000483104_00419_49140_0563.N1	24-JUL-2011 01:20:43	Bright	47.500	76	27Gam Cas	2.3000	30000.	95	49140	No
12	GOM_NL__2PRFIN20110724_012629_000000443104_00419_49140_0564.N1	24-JUL-2011 01:26:29	Bright	43.500	160	23Gam Per	2.9300	4700.0	87	49140	No
13	GOM_NL__2PRFIN20110724_012800_000000453104_00419_49140_0565.N1	24-JUL-2011 01:28:00	Bright	45.000	35	33Alp Per	1.7950	6250.0	90	49140	No
14	GOM_NL__2PRFIN20110724_012936_000000393104_00419_49140_0566.N1	24-JUL-2011 01:29:36	Bright	38.500	6	13Alp Aur	0.080000	3400.0	77	49140	No
15	GOM_NL__2PRFIN20110724_013105_000000543104_00419_49140_0567.N1	24-JUL-2011 01:31:05	Bright	54.000	79	26Bet Per	2.3100	13100.	108	49140	No
16	GOM_NL__2PRFIN20110724_013423_000000503104_00419_49140_0568.N1	24-JUL-2011 01:34:23	Twilight	50.000	150	44Zet Per	2.8900	28000.	100	49140	No
17	GOM_NL__2PRFIN20110724_013714_000000503104_00419_49140_0569.N1	24-JUL-2011 01:37:14	Dark	50.000	146	25Eta Tau	2.8730	15200.	100	49140	No
18	GOM_NL__2PRFIN20110724_013850_000000493104_00419_49140_0570.N1	24-JUL-2011 01:38:50	Dark	49.000	13	87Alp Tau	0.86700	3800.0	98	49140	No
19	GOM_NL__2PRFIN20110724_014856_000000513104_00419_49140_0571.N1	24-JUL-2011 01:48:56	Dark	51.000	165	34Gam Eri	2.9500	3200.0	102	49140	No
20	GOM_NL__2PRFIN20110724_015813_000000443104_00419_49140_0572.N1	24-JUL-2011 01:58:13	Dark	44.000	157	The1Eri	2.9060	9300.0	88	49140	No
21	GOM_NL__2PRFIN20110724_020405_000000543104_00420_49141_0451.N1	24-JUL-2011 02:04:05	Dark	53.500	9	Alp Eri	0.45300	24000.	107	49141	No
22	GOM_NL__2PRFIN20110724_020806_000000553104_00420_49141_0452.N1	24-JUL-2011 02:08:06	Straylight	54.500	84	Alp Phe	2.3970	4500.0	109	49141	No
23	GOM_NL__2PRFIN20110724_021427_000000463104_00420_49141_0453.N1	24-JUL-2011 02:14:27	Straylight	46.000	31	Alp Gru	1.7340	15200.	92	49141	No
24	GOM_NL__2PRFIN20110724_021738_000000483104_00420_49141_0454.N1	24-JUL-2011 02:17:38	Straylight	47.500	172	Gam Gru	3.0030	13100.	95	49141	No
25	GOM_NL__2PRFIN20110724_023432_000000423104_00420_49141_0455.N1	24-JUL-2011 02:34:32	Bright	41.500	11	53Alp Aql	0.76500	8000.0	83	49141	No
26	GOM_NL__2PRFIN20110724_024401_000000503104_00420_49141_0456.N1	24-JUL-2011 02:44:01	Bright	49.500	92	53Eps Cyg	2.5000	4500.0	99	49141	No
27	GOM_NL__2PRFIN20110724_024659_000000453104_00420_49141_0457.N1	24-JUL-2011 02:46:59	Bright	44.500	19	50Alp Cyg	1.2460	10500.	89	49141	No
28	GOM_NL__2PRFIN20110724_025214_000000393104_00420_49141_0458.N1	24-JUL-2011 02:52:14	Bright	38.500	89	5Alp Cep	2.4510	8000.0	77	49141	No
29	GOM_NL__2PRFIN20110724_030056_000000493104_00420_49141_0459.N1	24-JUL-2011 03:00:56	Bright	48.500	76	27Gam Cas	2.3000	30000.	97	49141	No
30	GOM_NL__2PRFIN20110724_030643_000000663104_00420_49141_0460.N1	24-JUL-2011 03:06:43	Bright	66.000	160	23Gam Per	2.9300	4700.0	132	49141	No
31	GOM_NL__2PRFIN20110724_030813_000000463104_00420_49141_0461.N1	24-JUL-2011 03:08:13	Bright	46.000	35	33Alp Per	1.7950	6250.0	92	49141	No
32	GOM_NL__2PRFIN20110724_030950_000000403104_00420_49141_0462.N1	24-JUL-2011 03:09:50	Bright	39.500	6	13Alp Aur	0.080000	3400.0	79	49141	No
33	GOM_NL__2PRFIN20110724_031118_000000533104_00420_49141_0463.N1	24-JUL-2011 03:11:18	Bright	53.000	79	26Bet Per	2.3100	13100.	106	49141	No
34	GOM_NL__2PRFIN20110724_031437_000000503104_00420_49141_0464.N1	24-JUL-2011 03:14:37	Twilight	49.500	150	44Zet Per	2.8900	28000.	99	49141	No
35	GOM_NL__2PRFIN20110724_031728_000000503104_00420_49141_0465.N1	24-JUL-2011 03:17:28	Dark	49.500	146	25Eta Tau	2.8730	15200.	99	49141	No
36	GOM_NL__2PRFIN20110724_031904_000000493104_00420_49141_0466.N1	24-JUL-2011 03:19:04	Dark	48.500	13	87Alp Tau	0.86700	3800.0	97	49141	No
37	GOM_NL__2PRFIN20110724_032911_000000503104_00420_49141_0467.N1	24-JUL-2011 03:29:11	Dark	49.500	165	34Gam Eri	2.9500	3200.0	99	49141	No
38	GOM_NL__2PRFIN20110724_033827_000000433104_00420_49141_0468.N1	24-JUL-2011 03:38:27	Dark	43.000	157	The1Eri	2.9060	9300.0	86	49141	No
39	GOM_NL__2PRFIN20110724_034420_000000493104_00421_49142_0476.N1	24-JUL-2011 03:44:20	Dark	49.000	9	Alp Eri	0.45300	24000.	98	49142	No
40	GOM_NL__2PRFIN20110724_034821_000000563104_00421_49142_0477.N1	24-JUL-2011 03:48:21	Straylight	55.500	84	Alp Phe	2.3970	4500.0	111	49142	No
41	GOM_NL__2PRFIN20110724_035442_000000463104_00421_49142_0478.N1	24-JUL-2011 03:54:42	Straylight	46.000	31	Alp Gru	1.7340	15200.	92	49142	No
42	GOM_NL__2PRFIN20110724_035753_000000483104_00421_49142_0479.N1	24-JUL-2011 03:57:53	Straylight	47.500	172	Gam Gru	3.0030	13100.	95	49142	No

43	GOM_NL__2PRFIN20110724_041446_000000413104_00421_49142_0480.N1	24-JUL-2011 04:14:46	Bright	40.500	11	53Alp Aql	0.76500	8000.0	81	49142	No
44	GOM_NL__2PRFIN20110724_042414_000000503104_00421_49142_0481.N1	24-JUL-2011 04:24:14	Bright	49.500	92	53Eps Cyg	2.5000	4500.0	99	49142	No
45	GOM_NL__2PRFIN20110724_042712_000000463104_00421_49142_0482.N1	24-JUL-2011 04:27:12	Bright	45.500	19	50Alp Cyg	1.2460	10500.	91	49142	No
46	GOM_NL__2PRFIN20110724_043228_000000433104_00421_49142_0483.N1	24-JUL-2011 04:32:28	Bright	42.500	89	5Alp Cep	2.4510	8000.0	85	49142	No
47	GOM_NL__2PRFIN20110724_044110_000000483104_00421_49142_0484.N1	24-JUL-2011 04:41:10	Bright	47.500	76	27Gam Cas	2.3000	30000.	95	49142	No
48	GOM_NL__2PRFIN20110724_044657_000000453104_00421_49142_0485.N1	24-JUL-2011 04:46:57	Bright	44.500	160	23Gam Per	2.9300	4700.0	89	49142	No
49	GOM_NL__2PRFIN20110724_044827_000000453104_00421_49142_0486.N1	24-JUL-2011 04:48:27	Bright	44.500	35	33Alp Per	1.7950	6250.0	89	49142	No
50	GOM_NL__2PRFIN20110724_045004_000000393104_00421_49142_0487.N1	24-JUL-2011 04:50:04	Bright	39.000	6	13Alp Aur	0.080000	3400.0	78	49142	No
51	GOM_NL__2PRFIN20110724_045133_000000543104_00421_49142_0488.N1	24-JUL-2011 04:51:33	Bright	53.500	79	26Bet Per	2.3100	13100.	107	49142	No
52	GOM_NL__2PRFIN20110724_045452_000000503104_00421_49142_0489.N1	24-JUL-2011 04:54:52	Tw_i_and_stray	50.000	150	44Zet Per	2.8900	28000.	100	49142	No
53	GOM_NL__2PRFIN20110724_045743_000000473104_00421_49142_0490.N1	24-JUL-2011 04:57:43	Dark	46.500	146	25Eta Tau	2.8730	15200.	93	49142	No
54	GOM_NL__2PRFIN20110724_045919_000000413104_00421_49142_0491.N1	24-JUL-2011 04:59:19	Dark	40.500	13	87Alp Tau	0.86700	3800.0	81	49142	No
55	GOM_NL__2PRFIN20110724_050926_000000503104_00421_49142_0492.N1	24-JUL-2011 05:09:26	Dark	50.000	165	34Gam Eri	2.9500	3200.0	100	49142	No
56	GOM_NL__2PRFIN20110724_051842_000000443104_00421_49142_0493.N1	24-JUL-2011 05:18:42	Dark	43.500	157	The1Eri	2.9060	9300.0	87	49142	No
57	GOM_NL__2PRFIN20110724_052435_000000443104_00422_49143_0481.N1	24-JUL-2011 05:24:35	Dark	43.500	9	Alp Eri	0.45300	24000.	87	49143	No
58	GOM_NL__2PRFIN20110724_052836_000000553104_00422_49143_0482.N1	24-JUL-2011 05:28:36	Straylight	55.000	84	Alp Phe	2.3970	4500.0	110	49143	No
59	GOM_NL__2PRFIN20110724_053456_000000463104_00422_49143_0483.N1	24-JUL-2011 05:34:56	Straylight	45.500	31	Alp Gru	1.7340	15200.	91	49143	No
60	GOM_NL__2PRFIN20110724_053808_000000473104_00422_49143_0484.N1	24-JUL-2011 05:38:08	Straylight	46.500	172	Gam Gru	3.0030	13100.	93	49143	No
61	GOM_NL__2PRFIN20110724_055500_000000413104_00422_49143_0485.N1	24-JUL-2011 05:55:00	Bright	41.000	11	53Alp Aql	0.76500	8000.0	82	49143	No
62	GOM_NL__2PRFIN20110724_060428_000000493104_00422_49143_0486.N1	24-JUL-2011 06:04:28	Bright	49.000	92	53Eps Cyg	2.5000	4500.0	98	49143	No
63	GOM_NL__2PRFIN20110724_060726_000000453104_00422_49143_0487.N1	24-JUL-2011 06:07:26	Bright	45.000	19	50Alp Cyg	1.2460	10500.	90	49143	No
64	GOM_NL__2PRFIN20110724_061241_000000423104_00422_49143_0488.N1	24-JUL-2011 06:12:41	Bright	41.500	89	5Alp Cep	2.4510	8000.0	83	49143	No
65	GOM_NL__2PRFIN20110724_062123_000000493104_00422_49143_0489.N1	24-JUL-2011 06:21:23	Bright	49.000	76	27Gam Cas	2.3000	30000.	98	49143	No
66	GOM_NL__2PRFIN20110724_062710_000000463104_00422_49143_0490.N1	24-JUL-2011 06:27:10	Bright	46.000	160	23Gam Per	2.9300	4700.0	92	49143	No
67	GOM_NL__2PRFIN20110724_062841_000000453104_00422_49143_0491.N1	24-JUL-2011 06:28:41	Bright	45.000	35	33Alp Per	1.7950	6250.0	90	49143	No
68	GOM_NL__2PRFIN20110724_063018_000000393104_00422_49143_0492.N1	24-JUL-2011 06:30:18	Bright	39.000	6	13Alp Aur	0.080000	3400.0	78	49143	No
69	GOM_NL__2PRFIN20110724_063147_000000573104_00422_49143_0493.N1	24-JUL-2011 06:31:47	Bright	56.500	79	26Bet Per	2.3100	13100.	113	49143	No
70	GOM_NL__2PRFIN20110724_063506_000000493104_00422_49143_0494.N1	24-JUL-2011 06:35:06	Tw_i_and_stray	49.000	150	44Zet Per	2.8900	28000.	98	49143	No
71	GOM_NL__2PRFIN20110724_063757_000000523104_00422_49143_0495.N1	24-JUL-2011 06:37:57	Dark	51.500	146	25Eta Tau	2.8730	15200.	103	49143	No
72	GOM_NL__2PRFIN20110724_063933_000000493104_00422_49143_0496.N1	24-JUL-2011 06:39:33	Dark	49.000	13	87Alp Tau	0.86700	3800.0	98	49143	No
73	GOM_NL__2PRFIN20110724_064941_000000523104_00422_49143_0497.N1	24-JUL-2011 06:49:41	Dark	52.000	165	34Gam Eri	2.9500	3200.0	104	49143	No
74	GOM_NL__2PRFIN20110724_065857_000000443104_00422_49143_0498.N1	24-JUL-2011 06:58:57	Dark	44.000	157	The1Eri	2.9060	9300.0	88	49143	No
75	GOM_NL__2PRFIN20110724_070450_000000523104_00423_49144_0491.N1	24-JUL-2011 07:04:50	Dark	52.000	9	Alp Eri	0.45300	24000.	104	49144	No
76	GOM_NL__2PRFIN20110724_070852_000000563104_00423_49144_0492.N1	24-JUL-2011 07:08:52	Straylight	55.500	84	Alp Phe	2.3970	4500.0	111	49144	No
77	GOM_NL__2PRFIN20110724_071511_000000463104_00423_49144_0493.N1	24-JUL-2011 07:15:11	Straylight	45.500	31	Alp Gru	1.7340	15200.	91	49144	No
78	GOM_NL__2PRFIN20110724_071822_000000453104_00423_49144_0494.N1	24-JUL-2011 07:18:22	Straylight	44.500	172	Gam Gru	3.0030	13100.	89	49144	No
79	GOM_NL__2PRFIN20110724_073514_000000433104_00423_49144_0495.N1	24-JUL-2011 07:35:14	Bright	43.000	11	53Alp Aql	0.76500	8000.0	86	49144	No
80	GOM_NL__2PRFIN20110724_074441_000000503104_00423_49144_0496.N1	24-JUL-2011 07:44:41	Bright	50.000	92	53Eps Cyg	2.5000	4500.0	100	49144	No
81	GOM_NL__2PRFIN20110724_074739_000000463104_00423_49144_0497.N1	24-JUL-2011 07:47:39	Bright	45.500	19	50Alp Cyg	1.2460	10500.	91	49144	No
82	GOM_NL__2PRFIN20110724_075255_000000423104_00423_49144_0498.N1	24-JUL-2011 07:52:55	Bright	42.000	89	5Alp Cep	2.4510	8000.0	84	49144	No
83	GOM_NL__2PRFIN20110724_080136_000000493104_00423_49144_0499.N1	24-JUL-2011 08:01:36	Bright	48.500	76	27Gam Cas	2.3000	30000.	97	49144	No
84	GOM_NL__2PRFIN20110724_080724_000000443104_00423_49144_0500.N1	24-JUL-2011 08:07:24	Bright	44.000	160	23Gam Per	2.9300	4700.0	88	49144	No
85	GOM_NL__2PRFIN20110724_080855_000000453104_00423_49144_0501.N1	24-JUL-2011 08:08:55	Bright	44.500	35	33Alp Per	1.7950	6250.0	89	49144	No
86	GOM_NL__2PRFIN20110724_081032_000000393104_00423_49144_0502.N1	24-JUL-2011 08:10:32	Bright	38.500	6	13Alp Aur	0.080000	3400.0	77	49144	No
87	GOM_NL__2PRFIN20110724_081200_000000553104_00423_49144_0503.N1	24-JUL-2011 08:12:00	Bright	54.500	79	26Bet Per	2.3100	13100.	109	49144	No
88	GOM_NL__2PRFIN20110724_081520_000000493104_00423_49144_0504.N1	24-JUL-2011 08:15:20	Tw_i_and_stray	49.000	150	44Zet Per	2.8900	28000.	98	49144	No
89	GOM_NL__2PRFIN20110724_081811_000000513104_00423_49144_0505.N1	24-JUL-2011 08:18:11	Dark	51.000	146	25Eta Tau	2.8730	15200.	102	49144	No
90	GOM_NL__2PRFIN20110724_081947_000000523104_00423_49144_0506.N1	24-JUL-2011 08:19:47	Dark	51.500	13	87Alp Tau	0.86700	3800.0	103	49144	No
91	GOM_NL__2PRFIN20110724_082955_000000513104_00423_49144_0507.N1	24-JUL-2011 08:29:55	Dark	51.000	165	34Gam Eri	2.9500	3200.0	102	49144	No
92	GOM_NL__2PRFIN20110724_083912_000000443104_00423_49144_0508.N1	24-JUL-2011 08:39:12	Dark	44.000	157	The1Eri	2.9060	9300.0	88	49144	No
93	GOM_NL__2PRFIN20110724_084504_000000433104_00424_49145_0514.N1	24-JUL-2011 08:45:04	Dark	42.500	9	Alp Eri	0.45300	24000.	85	49145	No
94	GOM_NL__2PRFIN20110724_084907_000000543104_00424_49145_0515.N1	24-JUL-2011 08:49:07	Straylight	53.500	84	Alp Phe	2.3970	4500.0	107	49145	No
95	GOM_NL__2PRFIN20110724_085526_000000503104_00424_49145_0516.N1	24-JUL-2011 08:55:26	Straylight	50.000	31	Alp Gru	1.7340	15200.	100	49145	No
96	GOM_NL__2PRFIN20110724_085837_000000483104_00424_49145_0517.N1	24-JUL-2011 08:58:37	Straylight	48.000	172	Gam Gru	3.0030	13100.	96	49145	No
97	GOM_NL__2PRFIN20110724_091527_000000433104_00424_49145_0518.N1	24-JUL-2011 09:15:27	Bright	42.500	11	53Alp Aql	0.76500	8000.0	85	49145	No
98	GOM_NL__2PRFIN20110724_092454_000000503104_00424_49145_0519.N1	24-JUL-2011 09:24:54	Bright	49.500	92	53Eps Cyg	2.5000	4500.0	99	49145	No
99	GOM_NL__2PRFIN20110724_092753_000000453104_00424_49145_0520.N1	24-JUL-2011 09:27:53	Bright	45.000	19	50Alp Cyg	1.2460	10500.	90	49145	No
100	GOM_NL__2PRFIN20110724_093308_000000423104_00424_49145_0521.N1	24-JUL-2011 09:33:08	Bright	41.500	89	5Alp Cep	2.4510	8000.0	83	49145	No
101	GOM_NL__2PRFIN20110724_094150_000000503104_00424_49145_0522.N1	24-JUL-2011 09:41:50	Bright	49.500	76	27Gam Cas	2.3000	30000.	99	49145	No

102	GOM_NL__2PRFIN20110724_094738_000000663104_00424_49145_0523.N1	24-JUL-2011 09:47:38	Bright	66.000	160	23Gam Per	2.9300	4700.0	132	49145	No
103	GOM_NL__2PRFIN20110724_094909_000000473104_00424_49145_0524.N1	24-JUL-2011 09:49:09	Bright	46.500	35	33Alp Per	1.7950	6250.0	93	49145	No
104	GOM_NL__2PRFIN20110724_095046_000000403104_00424_49145_0525.N1	24-JUL-2011 09:50:46	Bright	39.500	6	13Alp Aur	0.080000	3400.0	79	49145	No
105	GOM_NL__2PRFIN20110724_095214_000000543104_00424_49145_0526.N1	24-JUL-2011 09:52:14	Bright	53.500	79	26Bet Per	2.3100	13100.	107	49145	No
106	GOM_NL__2PRFIN20110724_095534_000000503104_00424_49145_0527.N1	24-JUL-2011 09:55:34	Tw_i_and_stray	49.500	150	44Zet Per	2.8900	28000.	99	49145	No
107	GOM_NL__2PRFIN20110724_095826_000000513104_00424_49145_0528.N1	24-JUL-2011 09:58:26	Dark	50.500	146	25Eta Tau	2.8730	15200.	101	49145	No
108	GOM_NL__2PRFIN20110724_100002_000000593104_00424_49145_0529.N1	24-JUL-2011 10:00:02	Dark	59.000	13	87Alp Tau	0.86700	3800.0	118	49145	No
109	GOM_NL__2PRFIN20110724_101010_000000513104_00424_49145_0530.N1	24-JUL-2011 10:10:10	Dark	50.500	165	34Gam Eri	2.9500	3200.0	101	49145	No
110	GOM_NL__2PRFIN20110724_101927_000000443104_00424_49145_0531.N1	24-JUL-2011 10:19:27	Dark	43.500	157	The1Eri	2.9060	9300.0	87	49145	No
111	GOM_NL__2PRFIN20110724_102519_000000453104_00425_49146_0617.N1	24-JUL-2011 10:25:19	Dark	44.500	9	Alp Eri	0.45300	24000.	89	49146	No
112	GOM_NL__2PRFIN20110724_102922_000000543104_00425_49146_0618.N1	24-JUL-2011 10:29:22	Straylight	53.500	84	Alp Phe	2.3970	4500.0	107	49146	No
113	GOM_NL__2PRFIN20110724_103540_000000453104_00425_49146_0619.N1	24-JUL-2011 10:35:40	Straylight	44.500	31	Alp Gru	1.7340	15200.	89	49146	No
114	GOM_NL__2PRFIN20110724_103851_000000483104_00425_49146_0620.N1	24-JUL-2011 10:38:51	Straylight	48.000	172	Gam Gru	3.0030	13100.	96	49146	No
115	GOM_NL__2PRFIN20110724_105541_000000403104_00425_49146_0621.N1	24-JUL-2011 10:55:41	Bright	39.500	11	53Alp Aql	0.76500	8000.0	79	49146	No
116	GOM_NL__2PRFIN20110724_110507_000000513104_00425_49146_0622.N1	24-JUL-2011 11:05:07	Bright	50.500	92	53Eps Cyg	2.5000	4500.0	101	49146	No
117	GOM_NL__2PRFIN20110724_110806_000000473104_00425_49146_0623.N1	24-JUL-2011 11:08:06	Bright	46.500	19	50Alp Cyg	1.2460	10500.	93	49146	No
118	GOM_NL__2PRFIN20110724_111321_000000423104_00425_49146_0624.N1	24-JUL-2011 11:13:21	Bright	41.500	89	5Alp Cep	2.4510	8000.0	83	49146	No
119	GOM_NL__2PRFIN20110724_112203_000000593104_00425_49146_0625.N1	24-JUL-2011 11:22:03	Bright	59.000	76	27Gam Cas	2.3000	30000.	118	49146	No
120	GOM_NL__2PRFIN20110724_112752_000000423104_00425_49146_0626.N1	24-JUL-2011 11:27:52	Bright	41.500	160	23Gam Per	2.9300	4700.0	83	49146	No
121	GOM_NL__2PRFIN20110724_112922_000000453104_00425_49146_0627.N1	24-JUL-2011 11:29:22	Bright	45.000	35	33Alp Per	1.7950	6250.0	90	49146	No
122	GOM_NL__2PRFIN20110724_113100_000000403104_00425_49146_0628.N1	24-JUL-2011 11:31:00	Bright	39.500	6	13Alp Aur	0.080000	3400.0	79	49146	No
123	GOM_NL__2PRFIN20110724_113228_000000543104_00425_49146_0629.N1	24-JUL-2011 11:32:28	Bright	54.000	79	26Bet Per	2.3100	13100.	108	49146	No
124	GOM_NL__2PRFIN20110724_113548_000000513104_00425_49146_0630.N1	24-JUL-2011 11:35:48	Tw_i_and_stray	50.500	150	44Zet Per	2.8900	28000.	101	49146	No
125	GOM_NL__2PRFIN20110724_113840_000000503104_00425_49146_0631.N1	24-JUL-2011 11:38:40	Dark	49.500	146	25Eta Tau	2.8730	15200.	99	49146	No
126	GOM_NL__2PRFIN20110724_114016_000000473104_00425_49146_0632.N1	24-JUL-2011 11:40:16	Dark	46.500	13	87Alp Tau	0.86700	3800.0	93	49146	No
127	GOM_NL__2PRFIN20110724_115025_000000513104_00425_49146_0633.N1	24-JUL-2011 11:50:25	Dark	50.500	165	34Gam Eri	2.9500	3200.0	101	49146	No
128	GOM_NL__2PRFIN20110724_115942_000000443104_00425_49146_0634.N1	24-JUL-2011 11:59:42	Dark	43.500	157	The1Eri	2.9060	9300.0	87	49146	No
129	GOM_NL__2PRFIN20110724_120533_000000443104_00426_49147_0663.N1	24-JUL-2011 12:05:33	Dark	44.000	9	Alp Eri	0.45300	24000.	88	49147	No
130	GOM_NL__2PRFIN20110724_120937_000000543104_00426_49147_0664.N1	24-JUL-2011 12:09:37	Straylight	54.000	84	Alp Phe	2.3970	4500.0	108	49147	No
131	GOM_NL__2PRFIN20110724_121555_000000463104_00426_49147_0665.N1	24-JUL-2011 12:15:55	Straylight	45.500	31	Alp Gru	1.7340	15200.	91	49147	No
132	GOM_NL__2PRFIN20110724_121906_000000483104_00426_49147_0666.N1	24-JUL-2011 12:19:06	Straylight	48.000	172	Gam Gru	3.0030	13100.	96	49147	No
133	GOM_NL__2PRFIN20110724_123555_000000403104_00426_49147_0667.N1	24-JUL-2011 12:35:55	Bright	40.000	11	53Alp Aql	0.76500	8000.0	80	49147	No
134	GOM_NL__2PRFIN20110724_124521_000000443104_00426_49147_0668.N1	24-JUL-2011 12:45:21	Bright	43.500	92	53Eps Cyg	2.5000	4500.0	87	49147	No
135	GOM_NL__2PRFIN20110724_124819_000000463104_00426_49147_0669.N1	24-JUL-2011 12:48:19	Bright	46.000	19	50Alp Cyg	1.2460	10500.	92	49147	No
136	GOM_NL__2PRFIN20110724_125335_000000413104_00426_49147_0670.N1	24-JUL-2011 12:53:35	Bright	41.000	89	5Alp Cep	2.4510	8000.0	82	49147	No
137	GOM_NL__2PRFIN20110724_130216_000000473104_00426_49147_0671.N1	24-JUL-2011 13:02:16	Bright	47.000	76	27Gam Cas	2.3000	30000.	94	49147	No
138	GOM_NL__2PRFIN20110724_130805_000000663104_00426_49147_0672.N1	24-JUL-2011 13:08:05	Bright	66.000	160	23Gam Per	2.9300	4700.0	132	49147	No
139	GOM_NL__2PRFIN20110724_130936_000000653104_00426_49147_0673.N1	24-JUL-2011 13:09:36	Bright	65.000	35	33Alp Per	1.7950	6250.0	130	49147	No
140	GOM_NL__2PRFIN20110724_131114_000000383104_00426_49147_0674.N1	24-JUL-2011 13:11:14	Bright	37.500	6	13Alp Aur	0.080000	3400.0	75	49147	No
141	GOM_NL__2PRFIN20110724_131242_000000533104_00426_49147_0675.N1	24-JUL-2011 13:12:42	Bright	52.500	79	26Bet Per	2.3100	13100.	105	49147	No
142	GOM_NL__2PRFIN20110724_131602_000000503104_00426_49147_0676.N1	24-JUL-2011 13:16:02	Tw_i_and_stray	49.500	150	44Zet Per	2.8900	28000.	99	49147	No
143	GOM_NL__2PRFIN20110724_131854_000000503104_00426_49147_0677.N1	24-JUL-2011 13:18:54	Dark	50.000	146	25Eta Tau	2.8730	15200.	100	49147	No
144	GOM_NL__2PRFIN20110724_132030_000000513104_00426_49147_0678.N1	24-JUL-2011 13:20:30	Dark	51.000	13	87Alp Tau	0.86700	3800.0	102	49147	No
145	GOM_NL__2PRFIN20110724_133039_000000513104_00426_49147_0679.N1	24-JUL-2011 13:30:39	Dark	51.000	165	34Gam Eri	2.9500	3200.0	102	49147	No
146	GOM_NL__2PRFIN20110724_133956_000000433104_00426_49147_0680.N1	24-JUL-2011 13:39:56	Dark	43.000	157	The1Eri	2.9060	9300.0	86	49147	No
147	GOM_NL__2PRFIN20110724_134548_000000433104_00427_49148_0708.N1	24-JUL-2011 13:45:48	Dark	43.000	9	Alp Eri	0.45300	24000.	86	49148	No
148	GOM_NL__2PRFIN20110724_134952_000000563104_00427_49148_0709.N1	24-JUL-2011 13:49:52	Straylight	55.500	84	Alp Phe	2.3970	4500.0	111	49148	No
149	GOM_NL__2PRFIN20110724_135609_000000463104_00427_49148_0710.N1	24-JUL-2011 13:56:09	Straylight	45.500	31	Alp Gru	1.7340	15200.	91	49148	No
150	GOM_NL__2PRFIN20110724_135920_000000483104_00427_49148_0711.N1	24-JUL-2011 13:59:20	Straylight	47.500	172	Gam Gru	3.0030	13100.	95	49148	No
151	GOM_NL__2PRFIN20110724_141609_000000443104_00427_49148_0712.N1	24-JUL-2011 14:16:09	Bright	44.000	11	53Alp Aql	0.76500	8000.0	88	49148	No
152	GOM_NL__2PRFIN20110724_142534_000000453104_00427_49148_0713.N1	24-JUL-2011 14:25:34	Bright	44.500	92	53Eps Cyg	2.5000	4500.0	89	49148	No
153	GOM_NL__2PRFIN20110724_142833_000000433104_00427_49148_0714.N1	24-JUL-2011 14:28:33	Bright	42.500	19	50Alp Cyg	1.2460	10500.	85	49148	No
154	GOM_NL__2PRFIN20110724_143348_000000423104_00427_49148_0715.N1	24-JUL-2011 14:33:48	Bright	41.500	89	5Alp Cep	2.4510	8000.0	83	49148	No
155	GOM_NL__2PRFIN20110724_144230_000000493104_00427_49148_0716.N1	24-JUL-2011 14:42:30	Bright	48.500	76	27Gam Cas	2.3000	30000.	97	49148	No
156	GOM_NL__2PRFIN20110724_144819_000000443104_00427_49148_0717.N1	24-JUL-2011 14:48:19	Bright	43.500	160	23Gam Per	2.9300	4700.0	87	49148	No
157	GOM_NL__2PRFIN20110724_144950_000000463104_00427_49148_0718.N1	24-JUL-2011 14:49:50	Bright	45.500	35	33Alp Per	1.7950	6250.0	91	49148	No
158	GOM_NL__2PRFIN20110724_145128_000000393104_00427_49148_0719.N1	24-JUL-2011 14:51:28	Bright	39.000	6	13Alp Aur	0.080000	3400.0	78	49148	No
159	GOM_NL__2PRFIN20110724_145256_000000573104_00427_49148_0720.N1	24-JUL-2011 14:52:56	Bright	56.500	79	26Bet Per	2.3100	13100.	113	49148	No
160	GOM_NL__2PRFIN20110724_145616_000000493104_00427_49148_0721.N1	24-JUL-2011 14:56:16	Tw_i_and_stray	48.500	150	44Zet Per	2.8900	28000.	97	49148	No

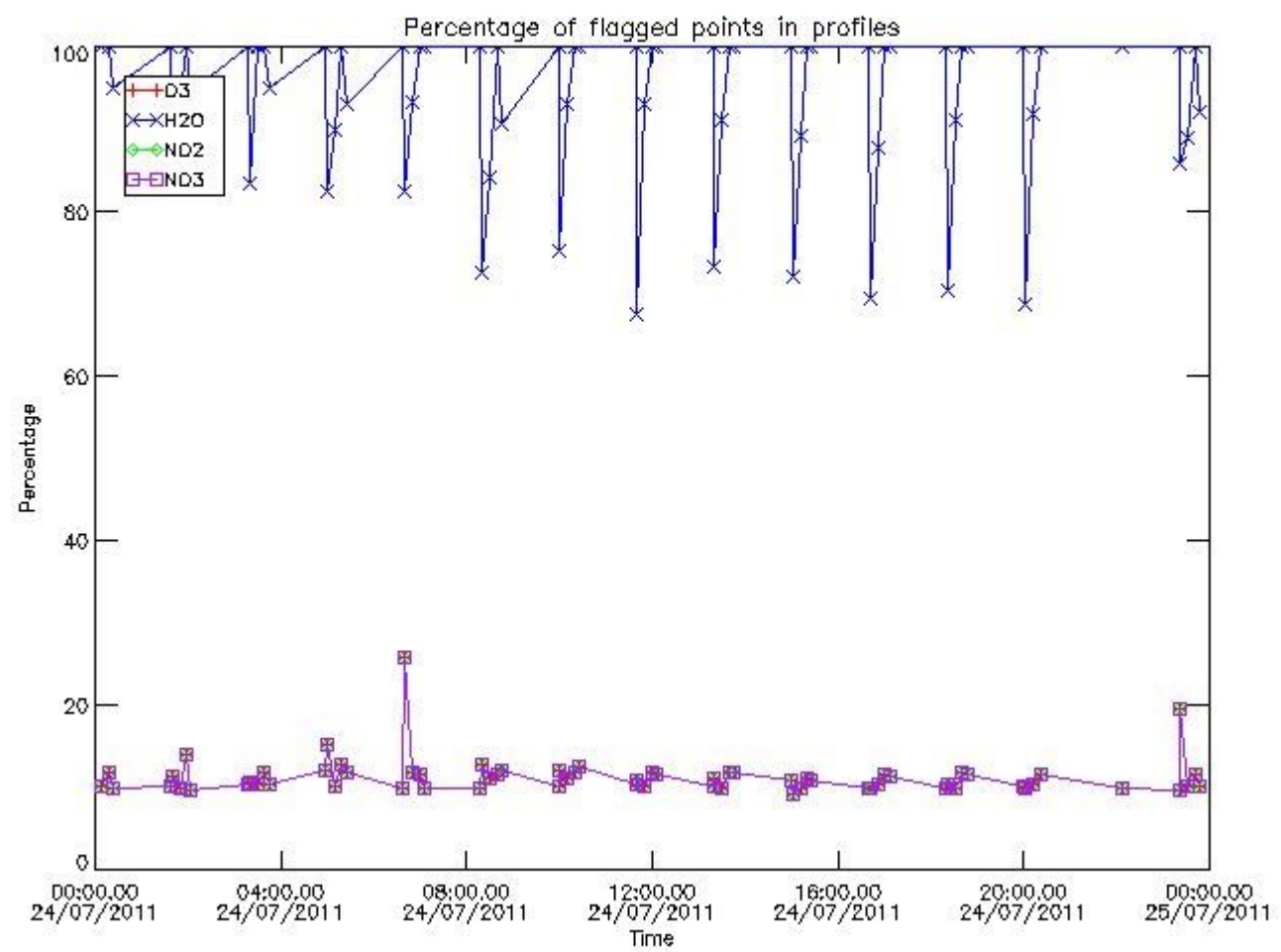
161	GOM_NL__2PRFIN20110724_145908_000000523104_00427_49148_0722.N1	24-JUL-2011 14:59:08	Dark	51.500	146	25Eta Tau	2.8730	15200.	103	49148	No
162	GOM_NL__2PRFIN20110724_150045_000000563104_00427_49148_0723.N1	24-JUL-2011 15:00:45	Dark	56.000	13	87Alp Tau	0.86700	3800.0	112	49148	No
163	GOM_NL__2PRFIN20110724_151054_000000513104_00427_49148_0724.N1	24-JUL-2011 15:10:54	Dark	51.000	165	34Gam Eri	2.9500	3200.0	102	49148	No
164	GOM_NL__2PRFIN20110724_152011_000000463104_00427_49148_0725.N1	24-JUL-2011 15:20:11	Dark	45.500	157	The1Eri	2.9060	9300.0	91	49148	No
165	GOM_NL__2PRFIN20110724_152603_000000473104_00428_49149_0785.N1	24-JUL-2011 15:26:03	Dark	47.000	9	Alp Eri	0.45300	24000.	94	49149	No
166	GOM_NL__2PRFIN20110724_153007_000000543104_00428_49149_0786.N1	24-JUL-2011 15:30:07	Straylight	54.000	84	Alp Phe	2.3970	4500.0	108	49149	No
167	GOM_NL__2PRFIN20110724_153624_000000463104_00428_49149_0787.N1	24-JUL-2011 15:36:24	Straylight	46.000	31	Alp Gru	1.7340	15200.	92	49149	No
168	GOM_NL__2PRFIN20110724_153935_000000483104_00428_49149_0788.N1	24-JUL-2011 15:39:35	Straylight	47.500	172	Gam Gru	3.0030	13100.	95	49149	No
169	GOM_NL__2PRFIN20110724_155623_000000403104_00428_49149_0789.N1	24-JUL-2011 15:56:23	Bright	40.000	11	53Alp Aql	0.76500	8000.0	80	49149	No
170	GOM_NL__2PRFIN20110724_160547_000000503104_00428_49149_0790.N1	24-JUL-2011 16:05:47	Bright	49.500	92	53Eps Cyg	2.5000	4500.0	99	49149	No
171	GOM_NL__2PRFIN20110724_160846_000000453104_00428_49149_0791.N1	24-JUL-2011 16:08:46	Bright	45.000	19	50Alp Cyg	1.2460	10500.	90	49149	No
172	GOM_NL__2PRFIN20110724_161402_000000443104_00428_49149_0792.N1	24-JUL-2011 16:14:02	Bright	43.500	89	5Alp Cep	2.4510	8000.0	87	49149	No
173	GOM_NL__2PRFIN20110724_162243_000000583104_00428_49149_0793.N1	24-JUL-2011 16:22:43	Bright	57.500	76	27Gam Cas	2.3000	30000.	115	49149	No
174	GOM_NL__2PRFIN20110724_162833_000000663104_00428_49149_0794.N1	24-JUL-2011 16:28:33	Bright	66.000	160	23Gam Per	2.9300	4700.0	132	49149	No
175	GOM_NL__2PRFIN20110724_163004_000000653104_00428_49149_0795.N1	24-JUL-2011 16:30:04	Bright	65.000	35	33Alp Per	1.7950	6250.0	130	49149	No
176	GOM_NL__2PRFIN20110724_163142_000000413104_00428_49149_0796.N1	24-JUL-2011 16:31:42	Bright	40.500	6	13Alp Aur	0.080000	3400.0	81	49149	No
177	GOM_NL__2PRFIN20110724_163310_000000513104_00428_49149_0797.N1	24-JUL-2011 16:33:10	Bright	51.000	79	26Bet Per	2.3100	13100.	102	49149	No
178	GOM_NL__2PRFIN20110724_163630_000000503104_00428_49149_0798.N1	24-JUL-2011 16:36:30	Tw_i_and_stray	50.000	150	44Zet Per	2.8900	28000.	100	49149	No
179	GOM_NL__2PRFIN20110724_163922_000000523104_00428_49149_0799.N1	24-JUL-2011 16:39:22	Dark	52.000	146	25Eta Tau	2.8730	15200.	104	49149	No
180	GOM_NL__2PRFIN20110724_164059_000000513104_00428_49149_0800.N1	24-JUL-2011 16:40:59	Dark	51.000	13	87Alp Tau	0.86700	3800.0	102	49149	No
181	GOM_NL__2PRFIN20110724_165109_000000503104_00428_49149_0801.N1	24-JUL-2011 16:51:09	Dark	49.500	165	34Gam Eri	2.9500	3200.0	99	49149	No
182	GOM_NL__2PRFIN20110724_170026_000000443104_00428_49149_0802.N1	24-JUL-2011 17:00:26	Dark	44.000	157	The1Eri	2.9060	9300.0	88	49149	No
183	GOM_NL__2PRFIN20110724_170617_000000453104_00429_49150_0770.N1	24-JUL-2011 17:06:17	Dark	45.000	9	Alp Eri	0.45300	24000.	90	49150	No
184	GOM_NL__2PRFIN20110724_171022_000000543104_00429_49150_0771.N1	24-JUL-2011 17:10:22	Straylight	54.000	84	Alp Phe	2.3970	4500.0	108	49150	No
185	GOM_NL__2PRFIN20110724_171639_000000453104_00429_49150_0772.N1	24-JUL-2011 17:16:39	Straylight	44.500	31	Alp Gru	1.7340	15200.	89	49150	No
186	GOM_NL__2PRFIN20110724_171949_000000473104_00429_49150_0773.N1	24-JUL-2011 17:19:49	Straylight	47.000	172	Gam Gru	3.0030	13100.	94	49150	No
187	GOM_NL__2PRFIN20110724_173637_000000433104_00429_49150_0774.N1	24-JUL-2011 17:36:37	Bright	42.500	11	53Alp Aql	0.76500	8000.0	85	49150	No
188	GOM_NL__2PRFIN20110724_174600_000000493104_00429_49150_0775.N1	24-JUL-2011 17:46:00	Bright	48.500	92	53Eps Cyg	2.5000	4500.0	97	49150	No
189	GOM_NL__2PRFIN20110724_174859_000000653104_00429_49150_0776.N1	24-JUL-2011 17:48:59	Bright	65.000	19	50Alp Cyg	1.2460	10500.	130	49150	No
190	GOM_NL__2PRFIN20110724_175416_000000433104_00429_49150_0777.N1	24-JUL-2011 17:54:16	Bright	42.500	89	5Alp Cep	2.4510	8000.0	85	49150	No
191	GOM_NL__2PRFIN20110724_180256_000000513104_00429_49150_0778.N1	24-JUL-2011 18:02:56	Bright	50.500	76	27Gam Cas	2.3000	30000.	101	49150	No
192	GOM_NL__2PRFIN20110724_180846_000000503104_00429_49150_0779.N1	24-JUL-2011 18:08:46	Bright	50.000	160	23Gam Per	2.9300	4700.0	100	49150	No
193	GOM_NL__2PRFIN20110724_181018_000000653104_00429_49150_0780.N1	24-JUL-2011 18:10:18	Bright	65.000	35	33Alp Per	1.7950	6250.0	130	49150	No
194	GOM_NL__2PRFIN20110724_181156_000000393104_00429_49150_0781.N1	24-JUL-2011 18:11:56	Bright	38.500	6	13Alp Aur	0.080000	3400.0	77	49150	No
195	GOM_NL__2PRFIN20110724_181323_000000513104_00429_49150_0782.N1	24-JUL-2011 18:13:23	Bright	50.500	79	26Bet Per	2.3100	13100.	101	49150	No
196	GOM_NL__2PRFIN20110724_181645_000000503104_00429_49150_0783.N1	24-JUL-2011 18:16:45	Tw_i_and_stray	50.000	150	44Zet Per	2.8900	28000.	100	49150	No
197	GOM_NL__2PRFIN20110724_181937_000000523104_00429_49150_0784.N1	24-JUL-2011 18:19:37	Dark	51.500	146	25Eta Tau	2.8730	15200.	103	49150	No
198	GOM_NL__2PRFIN20110724_182113_000000503104_00429_49150_0785.N1	24-JUL-2011 18:21:13	Dark	49.500	13	87Alp Tau	0.86700	3800.0	99	49150	No
199	GOM_NL__2PRFIN20110724_183124_000000513104_00429_49150_0786.N1	24-JUL-2011 18:31:24	Dark	51.000	165	34Gam Eri	2.9500	3200.0	102	49150	No
200	GOM_NL__2PRFIN20110724_184041_000000433104_00429_49150_0787.N1	24-JUL-2011 18:40:41	Dark	43.000	157	The1Eri	2.9060	9300.0	86	49150	No
201	GOM_NL__2PRFIN20110724_184632_000000443104_00430_49151_0968.N1	24-JUL-2011 18:46:32	Dark	44.000	9	Alp Eri	0.45300	24000.	88	49151	No
202	GOM_NL__2PRFIN20110724_185037_000000563104_00430_49151_0969.N1	24-JUL-2011 18:50:37	Straylight	55.500	84	Alp Phe	2.3970	4500.0	111	49151	No
203	GOM_NL__2PRFIN20110724_185653_000000453104_00430_49151_0970.N1	24-JUL-2011 18:56:53	Straylight	45.000	31	Alp Gru	1.7340	15200.	90	49151	No
204	GOM_NL__2PRFIN20110724_190004_000000483104_00430_49151_0971.N1	24-JUL-2011 19:00:04	Straylight	47.500	172	Gam Gru	3.0030	13100.	95	49151	No
205	GOM_NL__2PRFIN20110724_191650_000000413104_00430_49151_0972.N1	24-JUL-2011 19:16:50	Bright	40.500	11	53Alp Aql	0.76500	8000.0	81	49151	No
206	GOM_NL__2PRFIN20110724_192614_000000503104_00430_49151_0973.N1	24-JUL-2011 19:26:14	Bright	50.000	92	53Eps Cyg	2.5000	4500.0	100	49151	No
207	GOM_NL__2PRFIN20110724_192913_000000463104_00430_49151_0974.N1	24-JUL-2011 19:29:13	Bright	46.000	19	50Alp Cyg	1.2460	10500.	92	49151	No
208	GOM_NL__2PRFIN20110724_193429_000000423104_00430_49151_0975.N1	24-JUL-2011 19:34:29	Bright	42.000	89	5Alp Cep	2.4510	8000.0	84	49151	No
209	GOM_NL__2PRFIN20110724_194310_000000503104_00430_49151_0976.N1	24-JUL-2011 19:43:10	Bright	49.500	76	27Gam Cas	2.3000	30000.	99	49151	No
210	GOM_NL__2PRFIN20110724_194900_000000463104_00430_49151_0977.N1	24-JUL-2011 19:49:00	Bright	46.000	160	23Gam Per	2.9300	4700.0	92	49151	No
211	GOM_NL__2PRFIN20110724_195031_000000473104_00430_49151_0978.N1	24-JUL-2011 19:50:31	Bright	46.500	35	33Alp Per	1.7950	6250.0	93	49151	No
212	GOM_NL__2PRFIN20110724_195210_000000403104_00430_49151_0979.N1	24-JUL-2011 19:52:10	Bright	39.500	6	13Alp Aur	0.080000	3400.0	79	49151	No
213	GOM_NL__2PRFIN20110724_195337_000000563104_00430_49151_0980.N1	24-JUL-2011 19:53:37	Bright	56.000	79	26Bet Per	2.3100	13100.	112	49151	No
214	GOM_NL__2PRFIN20110724_195659_000000493104_00430_49151_0981.N1	24-JUL-2011 19:56:59	Tw_i_and_stray	49.000	150	44Zet Per	2.8900	28000.	98	49151	No
215	GOM_NL__2PRFIN20110724_195951_000000503104_00430_49151_0982.N1	24-JUL-2011 19:59:51	Dark	50.000	146	25Eta Tau	2.8730	15200.	100	49151	No
216	GOM_NL__2PRFIN20110724_200127_000000523104_00430_49151_0983.N1	24-JUL-2011 20:01:27	Dark	51.500	13	87Alp Tau	0.86700	3800.0	103	49151	No
217	GOM_NL__2PRFIN20110724_201138_000000503104_00430_49151_0984.N1	24-JUL-2011 20:11:38	Dark	49.500	165	34Gam Eri	2.9500	3200.0	99	49151	No
218	GOM_NL__2PRFIN20110724_202056_000000443104_00430_49151_0985.N1	24-JUL-2011 20:20:56	Dark	43.500	157	The1Eri	2.9060	9300.0	87	49151	No
219	GOM_NL__2PRFIN20110724_220701_000000513105_00001_49153_1009.N1	24-JUL-2011 22:07:01	Dark	51.000	9	Alp Eri	0.45300	24000.	102	49153	No

220	GOM_NL__2PRFIN20110724_221108_000000553105_00001_49153_1010.N1	24-JUL-2011 22:11:08	Straylight	54.500	84	Alp Phe	2.3970	4500.0	109	49153	No
221	GOM_NL__2PRFIN20110724_221411_000000403105_00001_49153_1011.N1	24-JUL-2011 22:14:11	Straylight	40.000	148	Alp Tuc	2.8780	4100.0	80	49153	No
222	GOM_NL__2PRFIN20110724_221722_000000443105_00001_49153_1012.N1	24-JUL-2011 22:17:22	Straylight	44.000	31	Alp Gru	1.7340	15200.	88	49153	No
223	GOM_NL__2PRFIN20110724_222033_000000483105_00001_49153_1013.N1	24-JUL-2011 22:20:33	Straylight	47.500	172	Gam Gru	3.0030	13100.	95	49153	No
224	GOM_NL__2PRFIN20110724_223718_000000413105_00001_49153_1014.N1	24-JUL-2011 22:37:18	Bright	41.000	11	53Alp Aql	0.76500	8000.0	82	49153	No
225	GOM_NL__2PRFIN20110724_224640_000000393105_00001_49153_1015.N1	24-JUL-2011 22:46:40	Bright	39.000	92	53Eps Cyg	2.5000	4500.0	78	49153	No
226	GOM_NL__2PRFIN20110724_224804_000000383105_00001_49153_1016.N1	24-JUL-2011 22:48:04	Bright	38.000	144	18Del Cyg	2.8600	11000.	76	49153	No
227	GOM_NL__2PRFIN20110724_224940_000000463105_00001_49153_1017.N1	24-JUL-2011 22:49:40	Bright	45.500	19	50Alp Cyg	1.2460	10500.	91	49153	No
228	GOM_NL__2PRFIN20110724_225456_000000433105_00001_49153_1018.N1	24-JUL-2011 22:54:56	Bright	43.000	89	5Alp Cep	2.4510	8000.0	86	49153	No
229	GOM_NL__2PRFIN20110724_230446_000000493105_00001_49153_1019.N1	24-JUL-2011 23:04:46	Bright	49.000	110	37Del Cas	2.6780	8900.0	98	49153	No
230	GOM_NL__2PRFIN20110724_230927_000000503105_00001_49153_1020.N1	24-JUL-2011 23:09:27	Bright	49.500	160	23Gam Per	2.9300	4700.0	99	49153	No
231	GOM_NL__2PRFIN20110724_231059_000000653105_00001_49153_1021.N1	24-JUL-2011 23:10:59	Bright	65.000	35	33Alp Per	1.7950	6250.0	130	49153	No
232	GOM_NL__2PRFIN20110724_231238_000000413105_00001_49153_1022.N1	24-JUL-2011 23:12:38	Bright	40.500	6	13Alp Aur	0.080000	3400.0	81	49153	No
233	GOM_NL__2PRFIN20110724_231436_000000403105_00001_49153_1023.N1	24-JUL-2011 23:14:36	Bright	40.000	149	45Eps Per	2.8880	30000.	80	49153	No
234	GOM_NL__2PRFIN20110724_231727_000000503105_00001_49153_1024.N1	24-JUL-2011 23:17:27	Tw_i_and_stray	50.000	150	44Zet Per	2.8900	28000.	100	49153	No
235	GOM_NL__2PRFIN20110724_232020_000000533105_00001_49153_1025.N1	24-JUL-2011 23:20:20	Dark	53.000	146	25Eta Tau	2.8730	15200.	106	49153	No
236	GOM_NL__2PRFIN20110724_232156_000000503105_00001_49153_1026.N1	24-JUL-2011 23:21:56	Dark	49.500	13	87Alp Tau	0.86700	3800.0	99	49153	No
237	GOM_NL__2PRFIN20110724_233208_000000513105_00001_49153_1027.N1	24-JUL-2011 23:32:08	Dark	50.500	165	34Gam Eri	2.9500	3200.0	101	49153	No
238	GOM_NL__2PRFIN20110724_234125_000000443105_00001_49153_1028.N1	24-JUL-2011 23:41:25	Dark	44.000	157	The1Eri	2.9060	9300.0	88	49153	No
239	GOM_NL__2PRFIN20110724_234716_000000513105_00002_49154_1025.N1	24-JUL-2011 23:47:16	Dark	50.500	9	Alp Eri	0.45300	24000.	101	49154	No
240	GOM_NL__2PRFIN20110724_235123_000000543105_00002_49154_1026.N1	24-JUL-2011 23:51:23	Straylight	54.000	84	Alp Phe	2.3970	4500.0	108	49154	No
241	GOM_NL__2PRFIN20110724_235426_000000413105_00002_49154_1027.N1	24-JUL-2011 23:54:26	Straylight	41.000	148	Alp Tuc	2.8780	4100.0	82	49154	No
242	GOM_NL__2PRFIN20110724_235737_000000523105_00002_49154_1028.N1	24-JUL-2011 23:57:37	Straylight	51.500	31	Alp Gru	1.7340	15200.	103	49154	No

3. Quality information per product

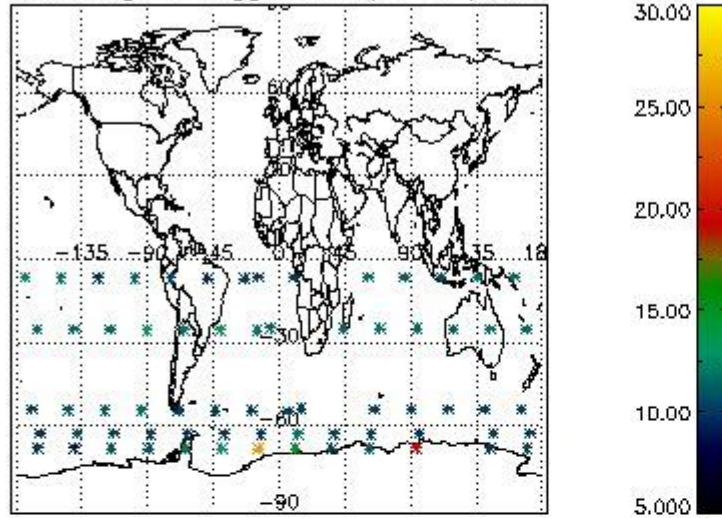
In this section it is plotted some information contained in the Quality Summary data set of the level 2 products. Only products in dark limb conditions and without errors (error flag in the MPH set to "0") are used.

3.1 Plot quality information per product (time dependant)

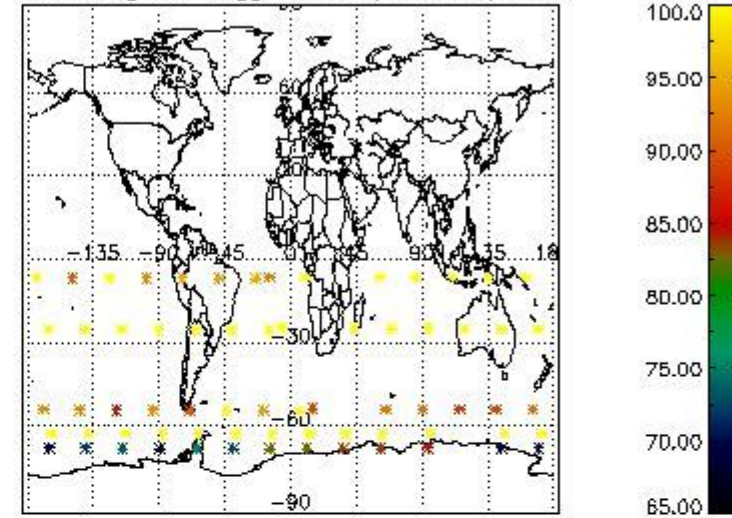


3.2 Plot quality information per product (world map)

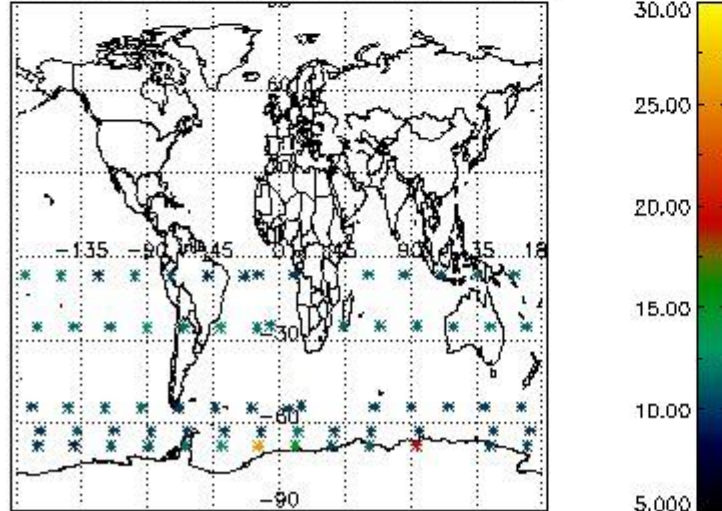
Percentage of flagged data per O3 profile



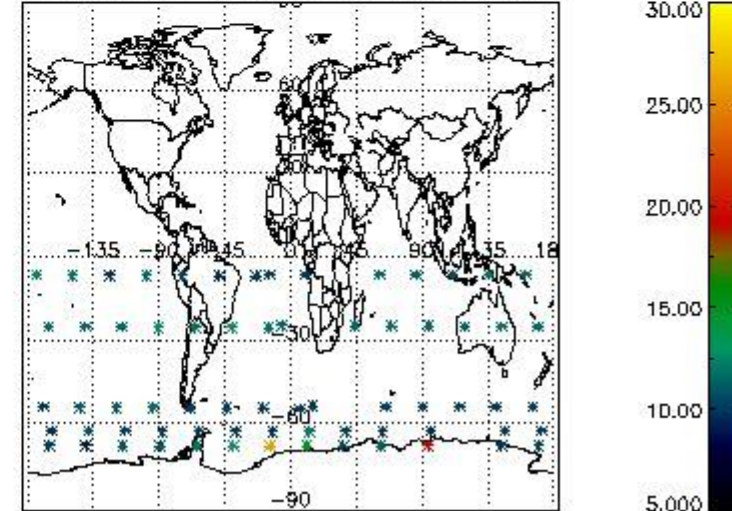
Percentage of flagged data per H2O profile



Percentage of flagged data per NO2 profile



Percentage of flagged data per NO3 profile

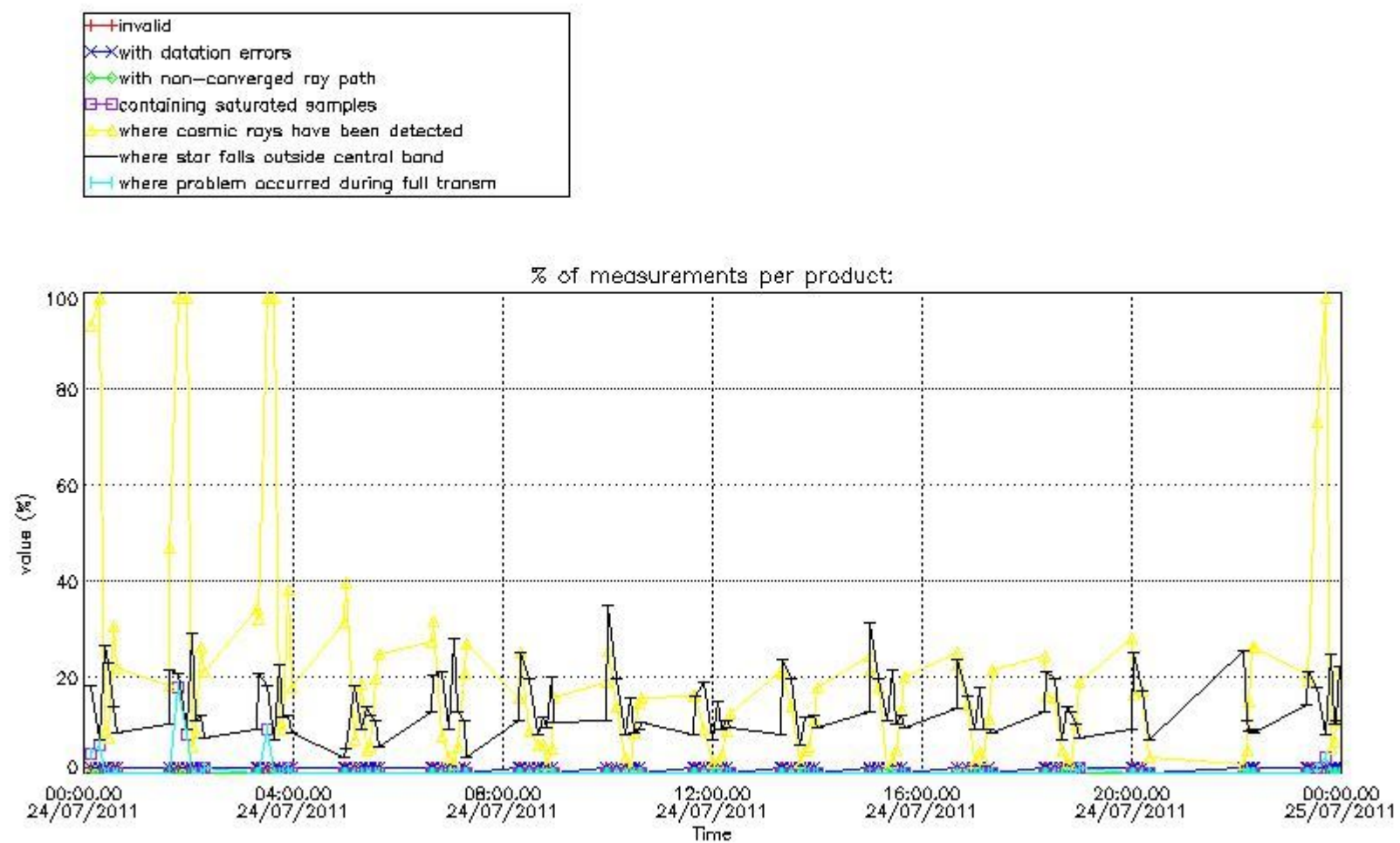


4. Level 1 quality information per product

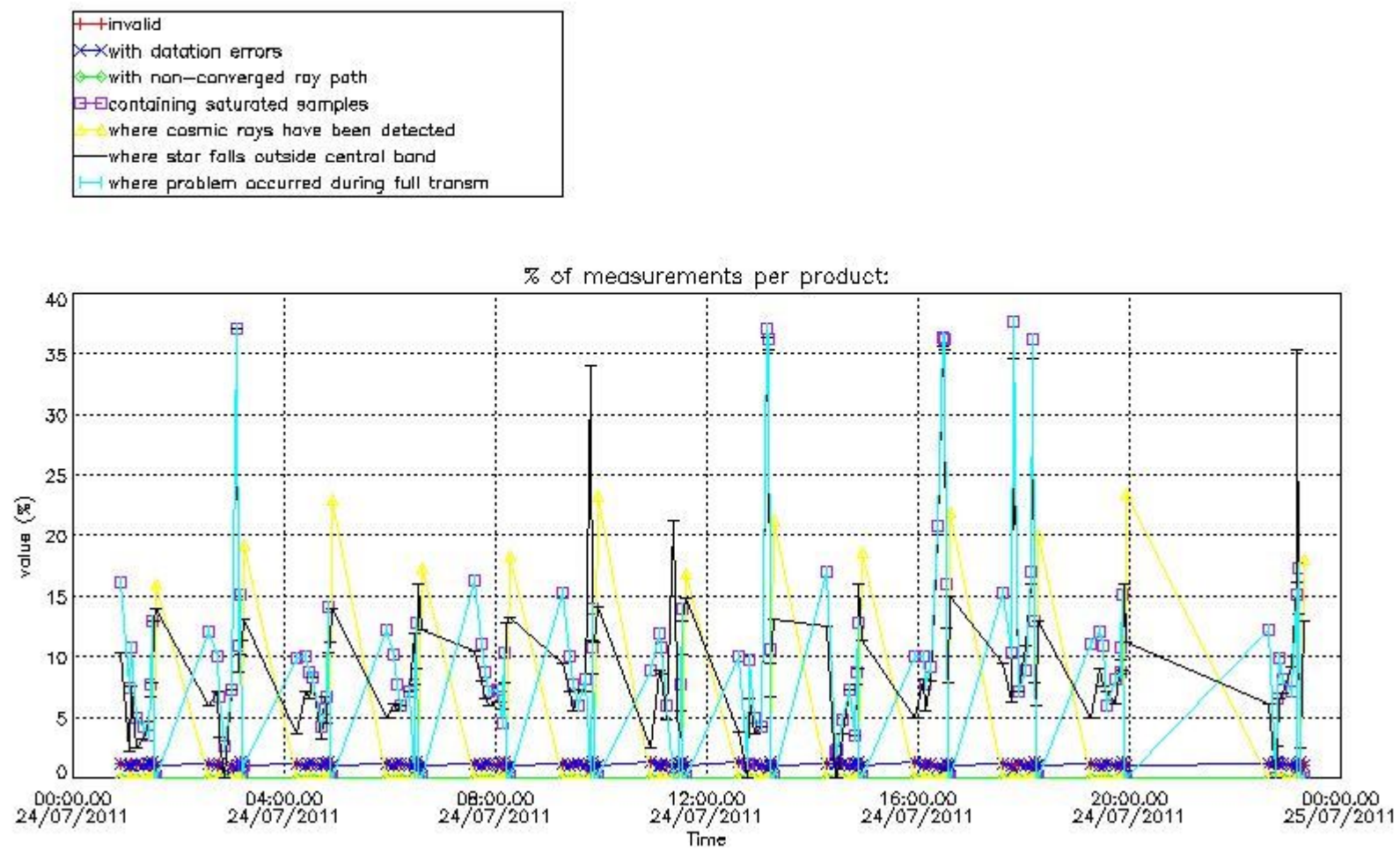
In this section it is plotted some information contained in the Quality Summary data set of the level 2 products that comes from the level 1b processing. Products without errors (error flag in the MPH set to "0") are used.

4.1 Plot quality information per product (time dependant) coming from level 1b processing

4.1.1 Plot level 1 quality information per product (time dependant): ENVISAT ASCENDING passes



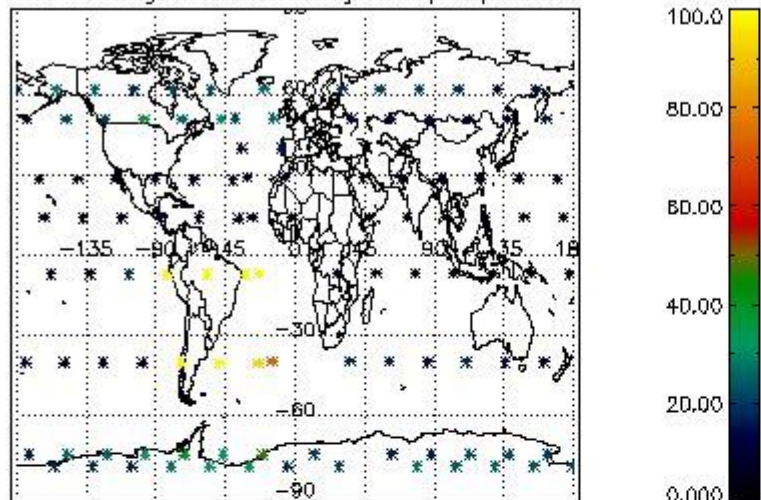
4.1.2 Plot level 1 quality information per product (time dependant): ENVI SAT DESCENDING passes



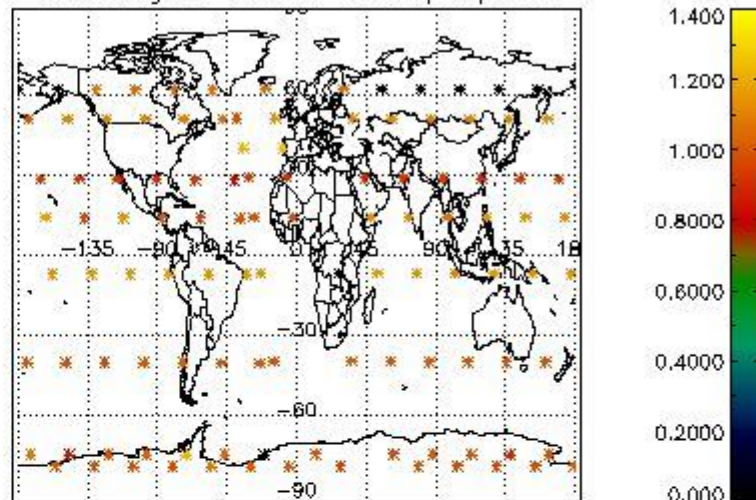
4.2 Plot quality information per product coming from level 1b processing (world map)

4.2.1 Plot level 1 quality information per product (world map): ENVISAT ASCENDING passes

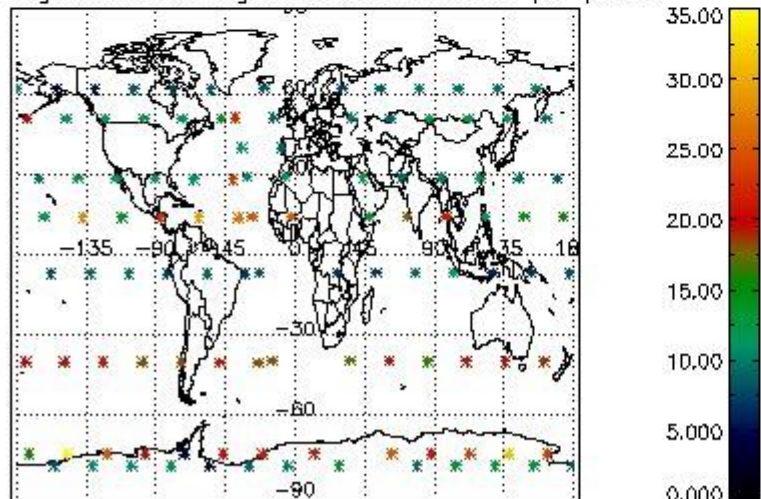
Percentage of cosmic ray hits per profile



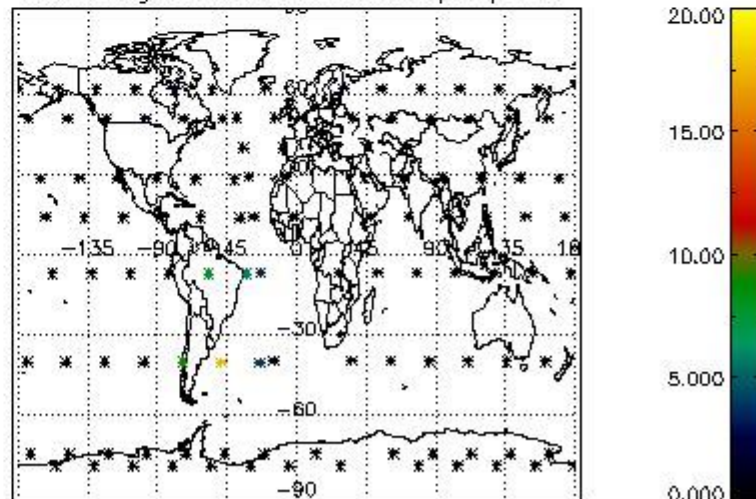
Percentage of datation errors per profile



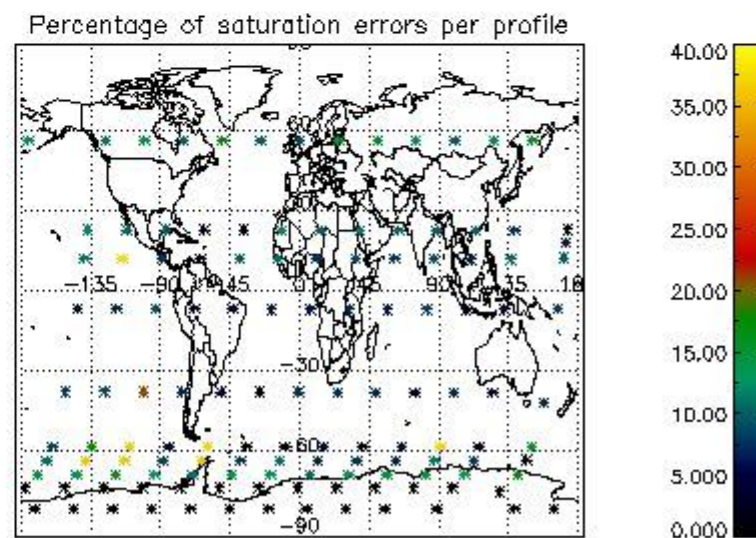
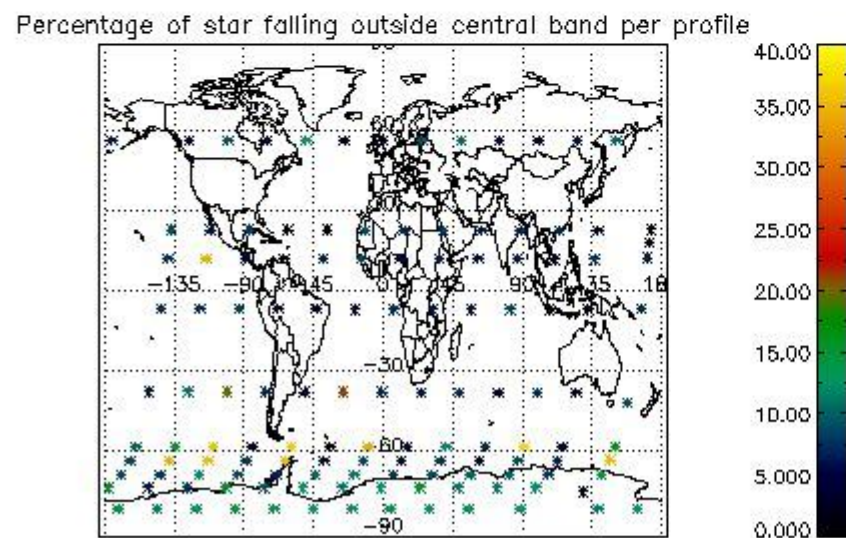
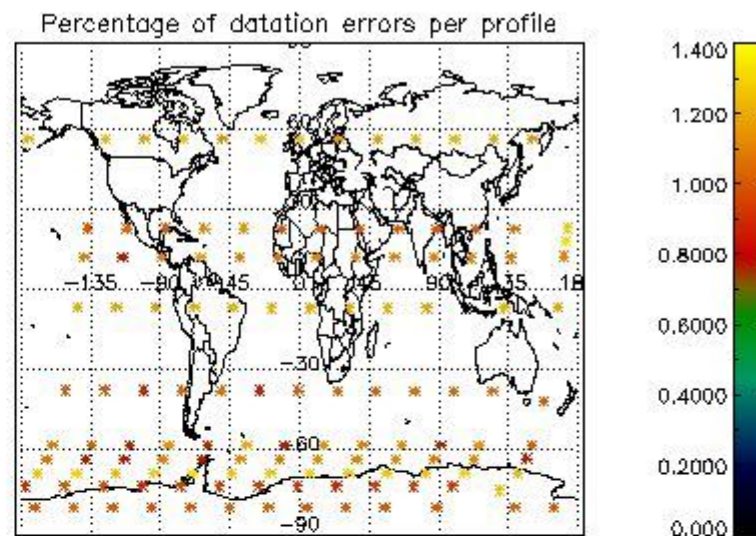
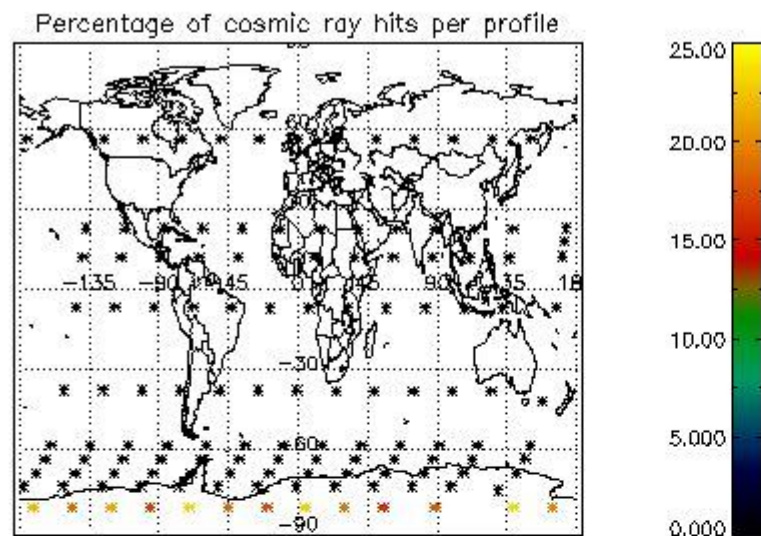
Percentage of star falling outside central band per profile



Percentage of saturation errors per profile



4.2.2 Plot level 1 quality information per product (world map): ENVISAT DESCENDING passes



5. Trace gas profiles

5.1 Ozone statistics based on quality of products

The final quality of the products can be "measured" using the STD (Standard Deviation) attached to every point profile. This information is written to the parameter GOM_NL__2P/NL_LOCAL_SPECIES_DENSITY/o3_std of the level 2 products. The table below shows the statistics for given STD ranges.

The statistics are given with respect to the overall valid production:

- Products without fatal errors: GOM_NL__2P/MPH/PRODUCT_ERR=0
- Valid point profile: GOM_NL__2P/NL_LOCAL_SPECIES_DENSITY/pcd(0)=0

The 'Criteria' is applied to valid points of dark limb products:

- Products in dark limb illumination condition: GOM_NL__2P/NL_SUMMARY_QUALITY/obs_ill_cond=0
- Products without fatal errors: GOM_NL__2P/MPH/PRODUCT_ERR=0
- Valid point profile: GOM_NL__2P/NL_LOCAL_SPECIES_DENSITY/pcd(0)=0

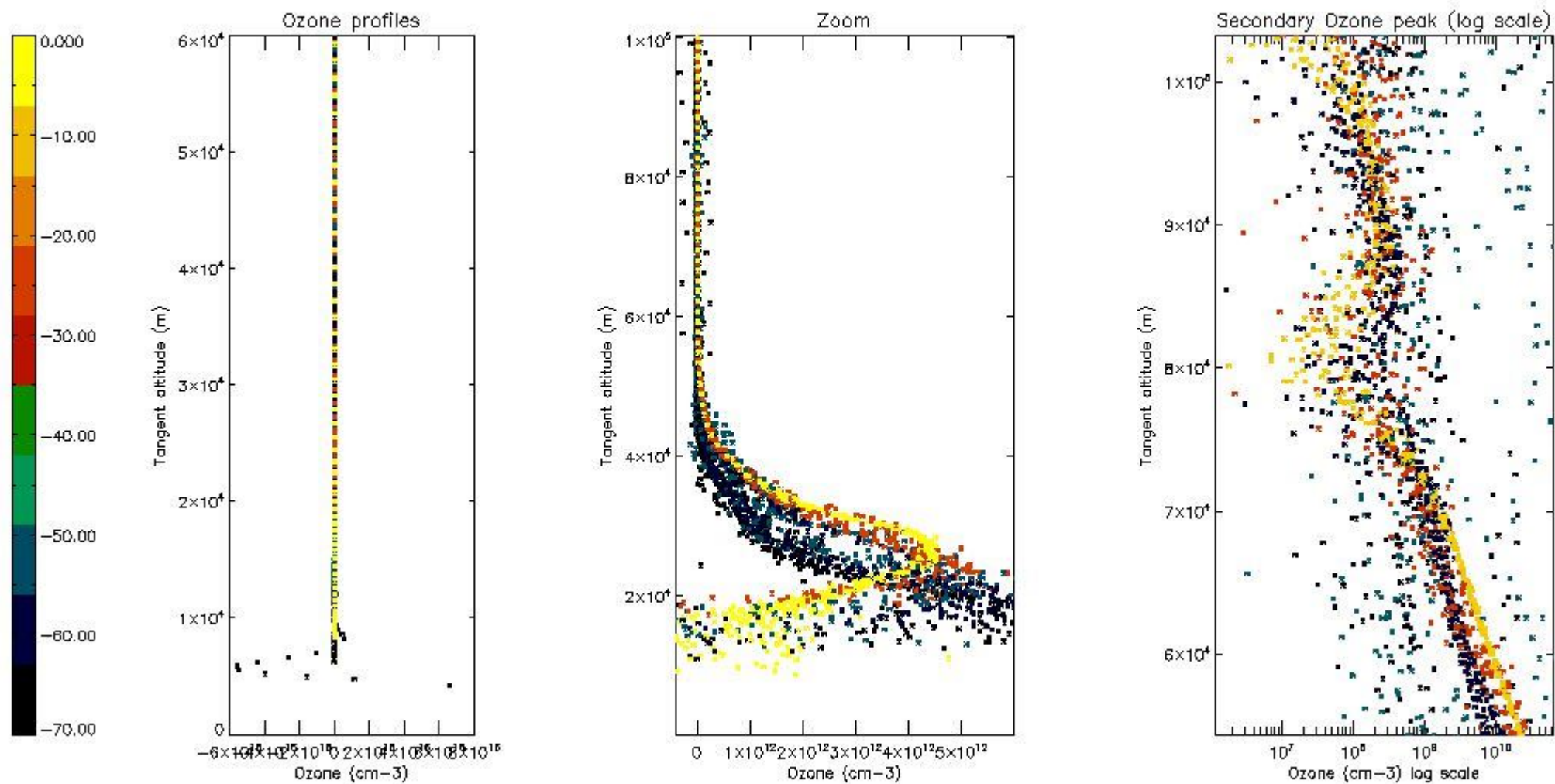
So, the table below shows the percentage of dark limb and valid observations for each criteria with respect to the overall valid daily observations.

Criteria	% of total production
All STD	29
STD < 20	12

STD < 10	7
STD < 5	3

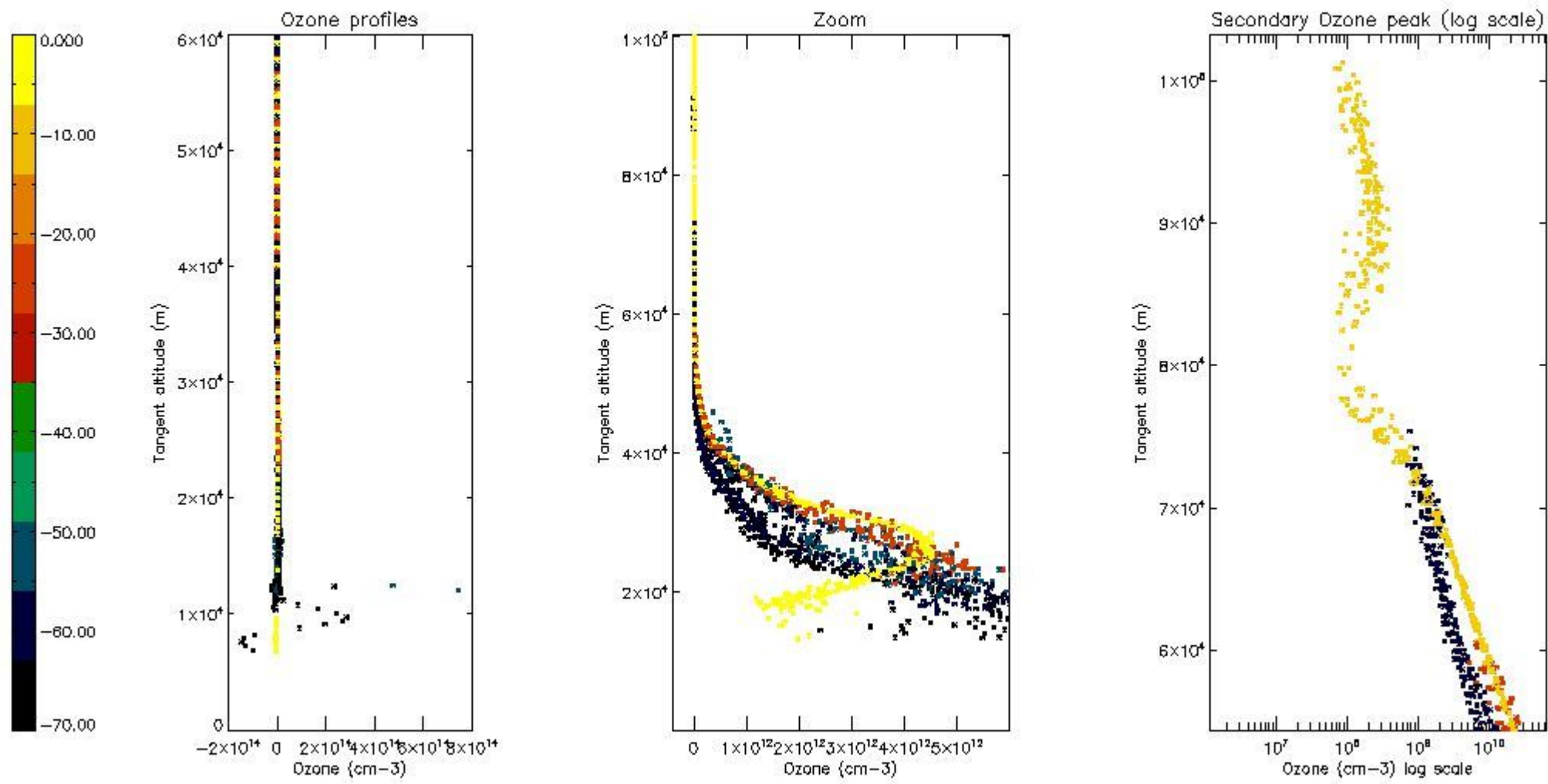
5.2 Plot ozone profiles for all STD (dark without errors)

The colorbar represents the latitude.



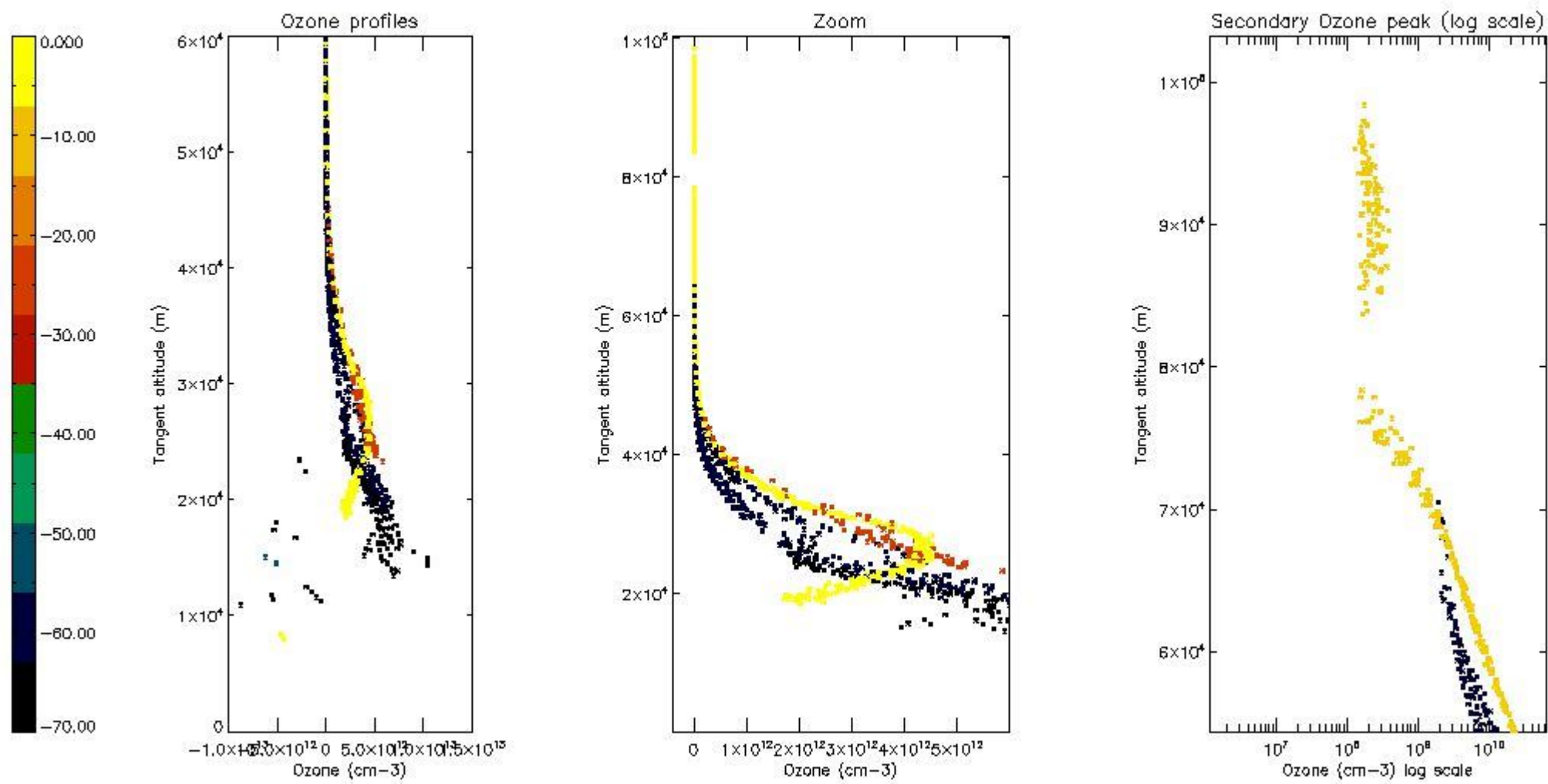
5.3 Plot ozone profiles where STD < 20% (dark without errors)

The colorbar represents the latitude.



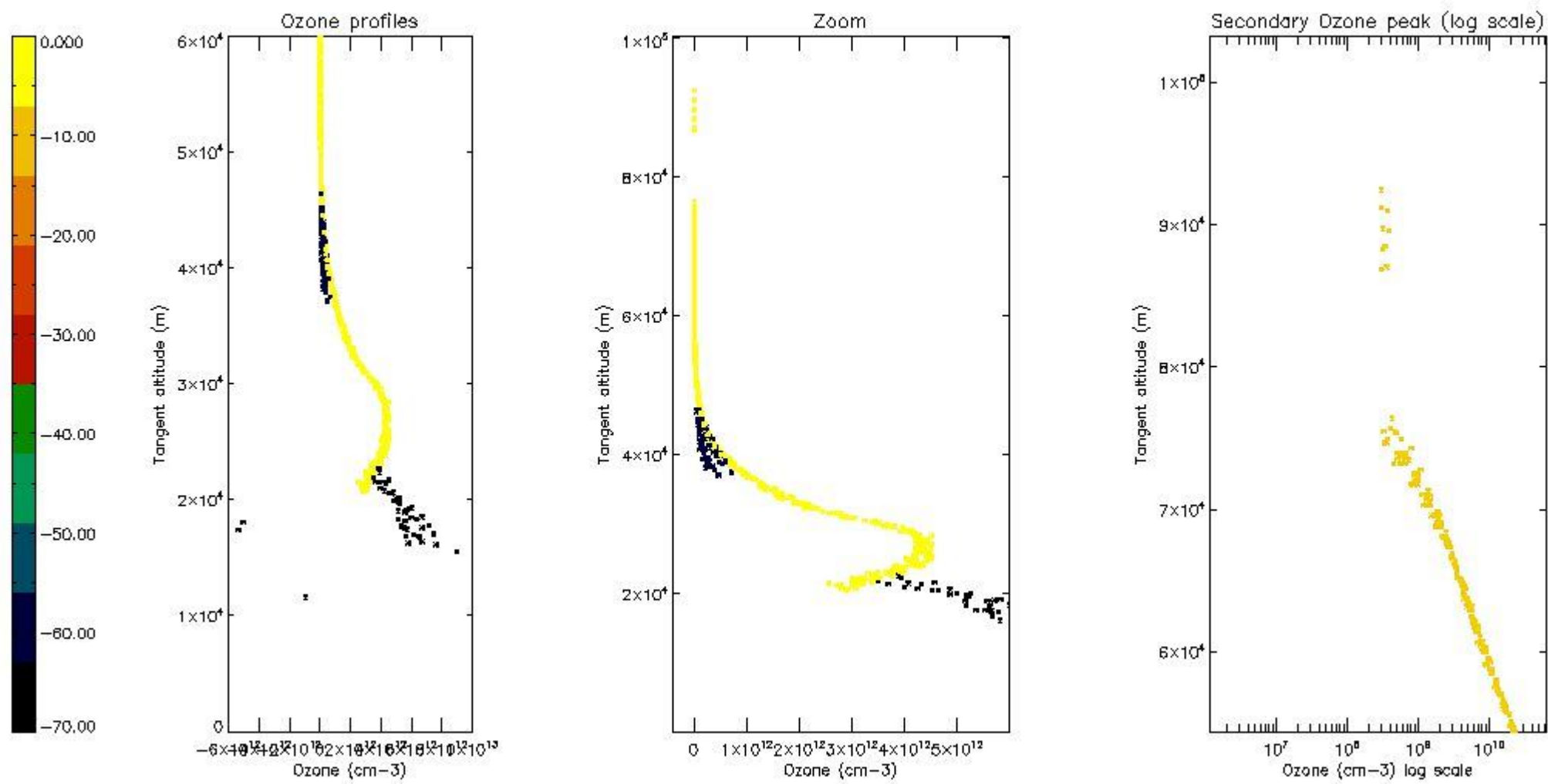
5.4 Plot ozone profiles where $STD < 10\%$ (dark without errors)

The colorbar represents the latitude.



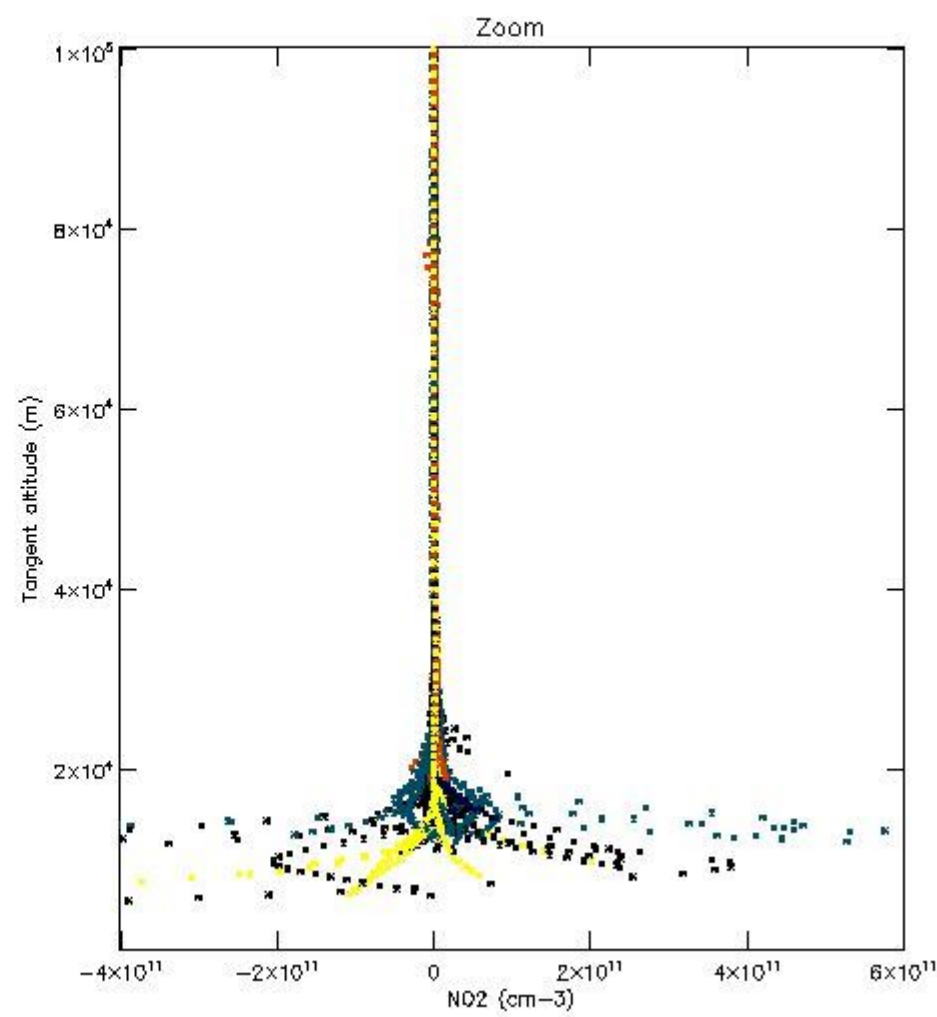
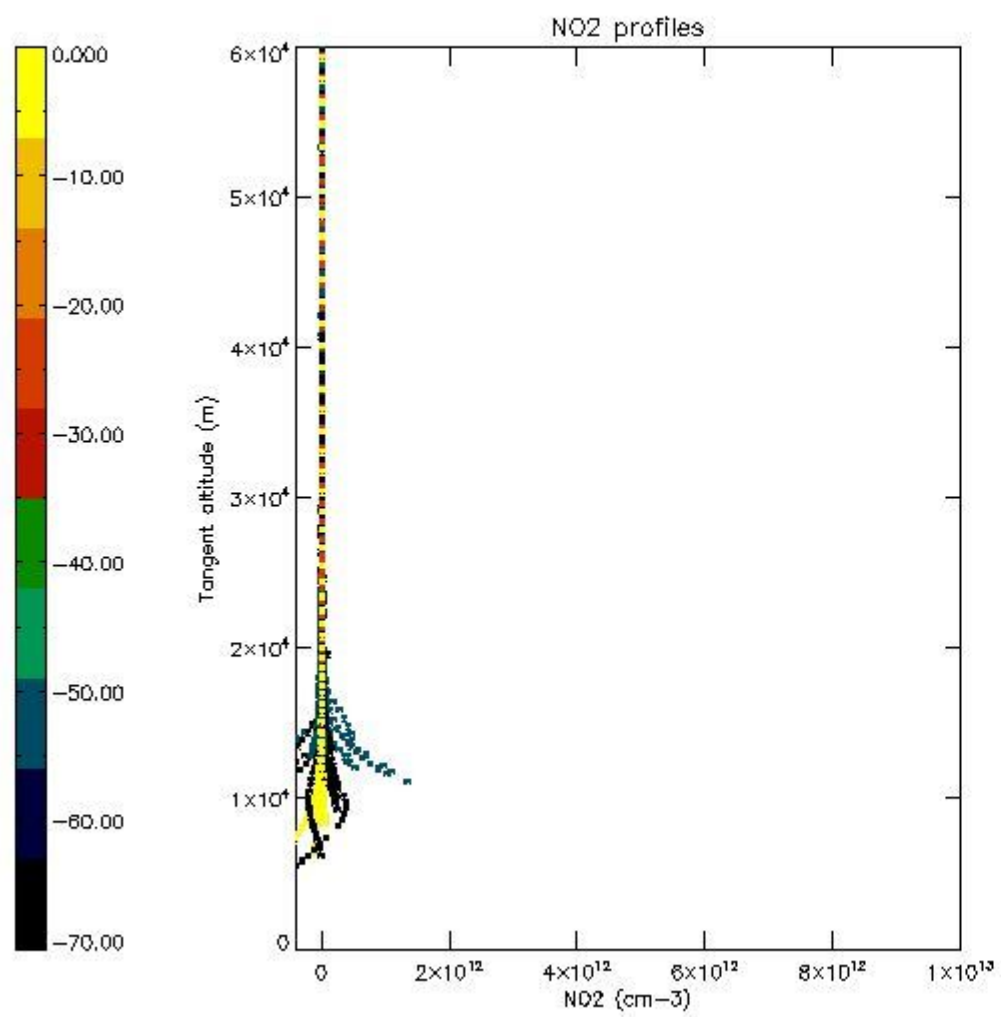
5.5 Plot ozone profiles where STD < 5% (dark without errors)

The colorbar represents the latitude.



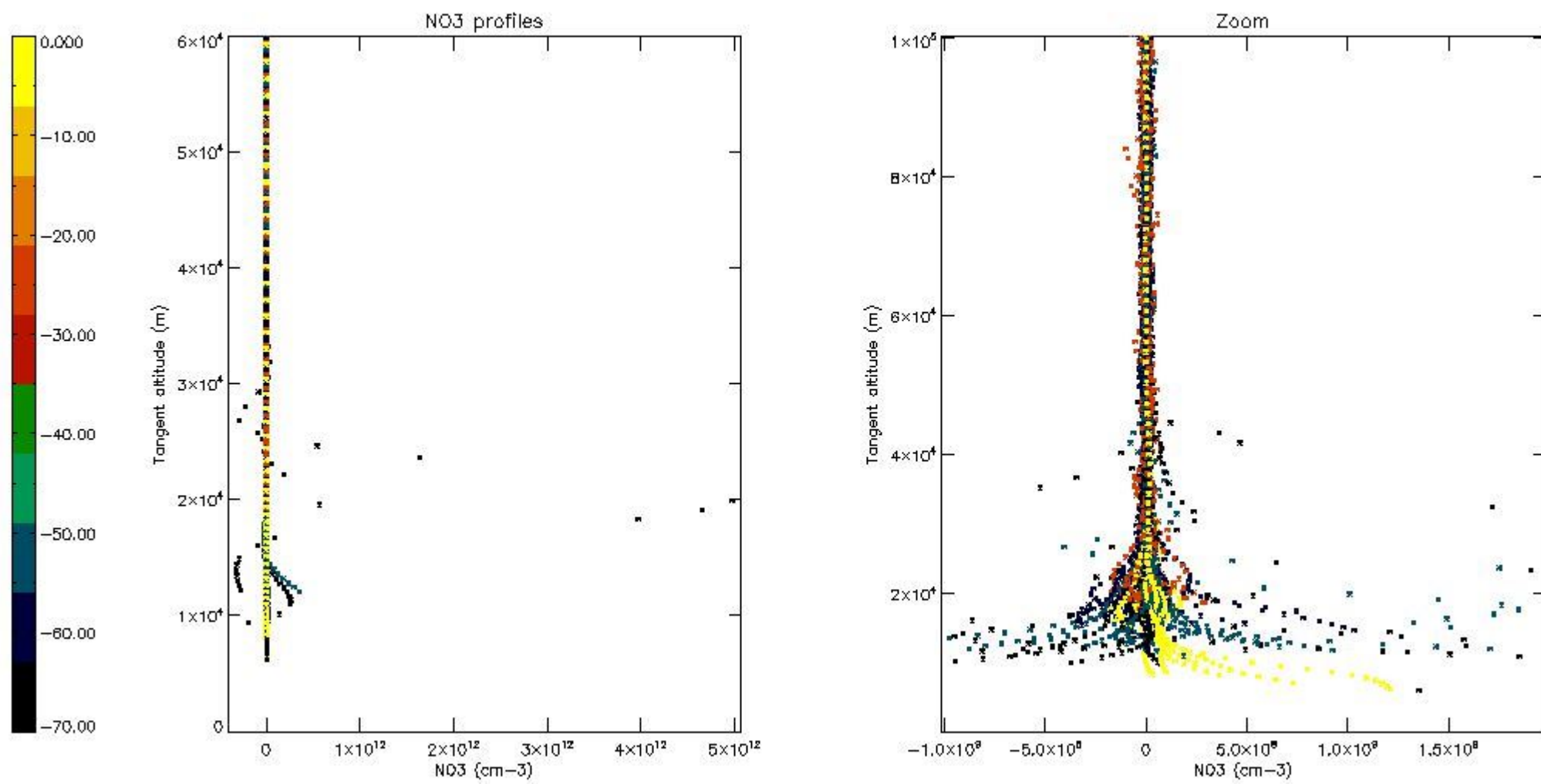
5.6 Plot NO₂ profiles for all STD (dark without errors)

The colorbar represents the latitude.



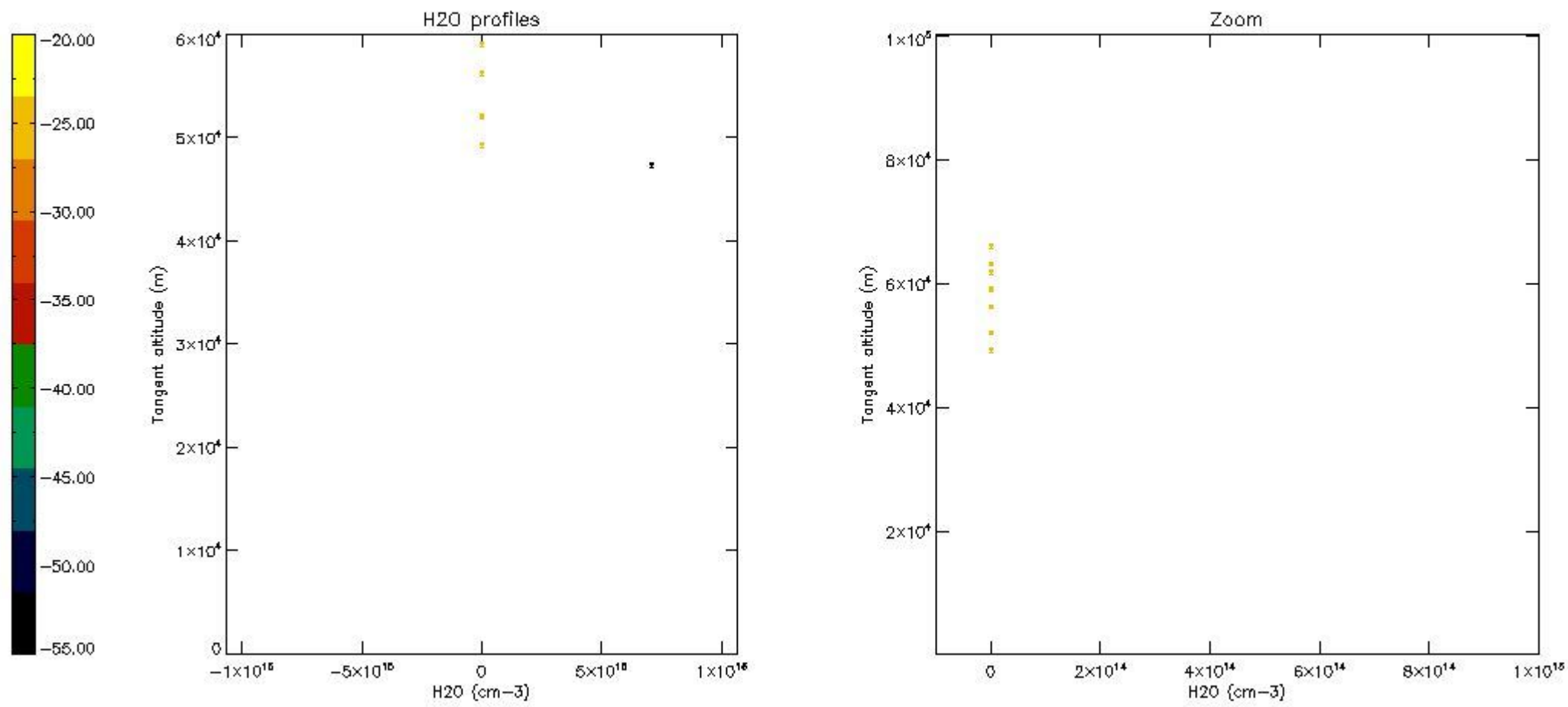
5.7 Plot NO3 profiles for all STD (dark without errors)

The colorbar represents the latitude.



5.8 Plot H2O profiles for all STD (only for occultations of stars 1,2,3,4,13,14,16,26,63 dark without errors)

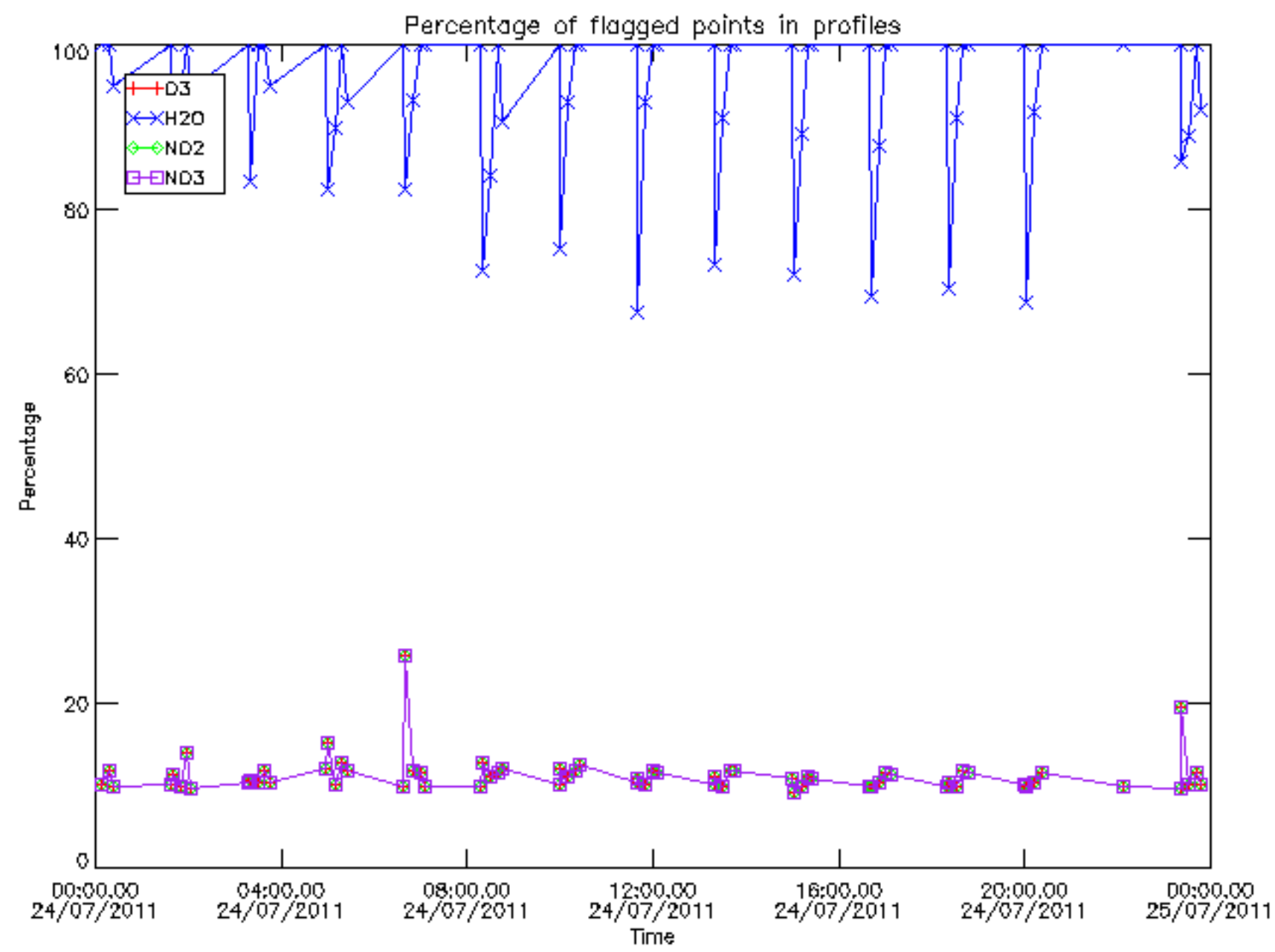
The colorbar represents the latitude.



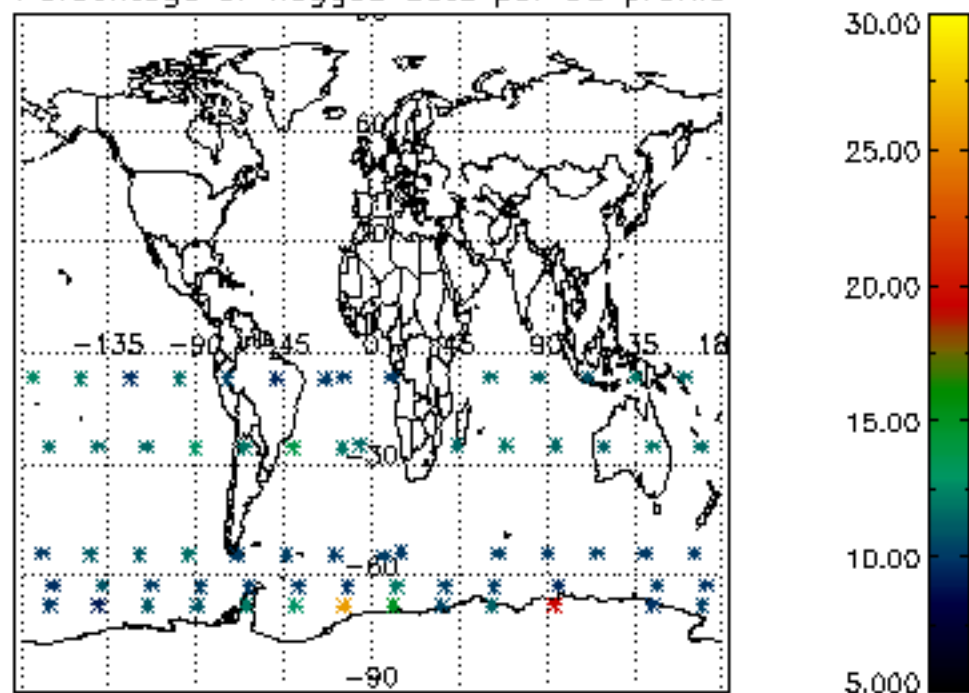
6. Auxiliary Data Files used for the production reported in section 2

The number reported in the third column indicates since which file (see list in section 2) the corresponding auxiliary file has been used. The fourth column is the date of those product files.

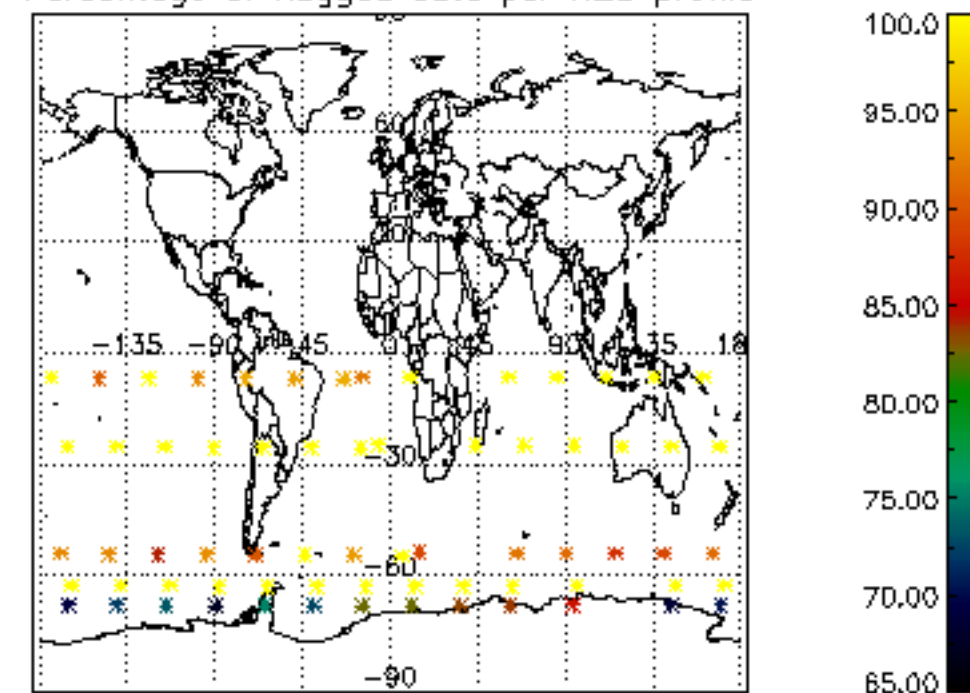
Type	Auxiliary Filename	Used since product	Used since product date
INST_PHYS_CHARACTERISTICS	GOM_INS_AXVIEC20091111_143220_20030716_120000_20500101_000000	1	24-JUL-2011 00:08:42
LEVEL-2_PROC_CONFIG	GOM_PR2_AXVIEC20091111_152718_20020301_000000_20500101_000000	1	24-JUL-2011 00:08:42
CROSS_SECTIONS_FILE	GOM_CRS_AXVIEC20091111_154832_20020301_000000_20500101_000000	1	24-JUL-2011 00:08:42



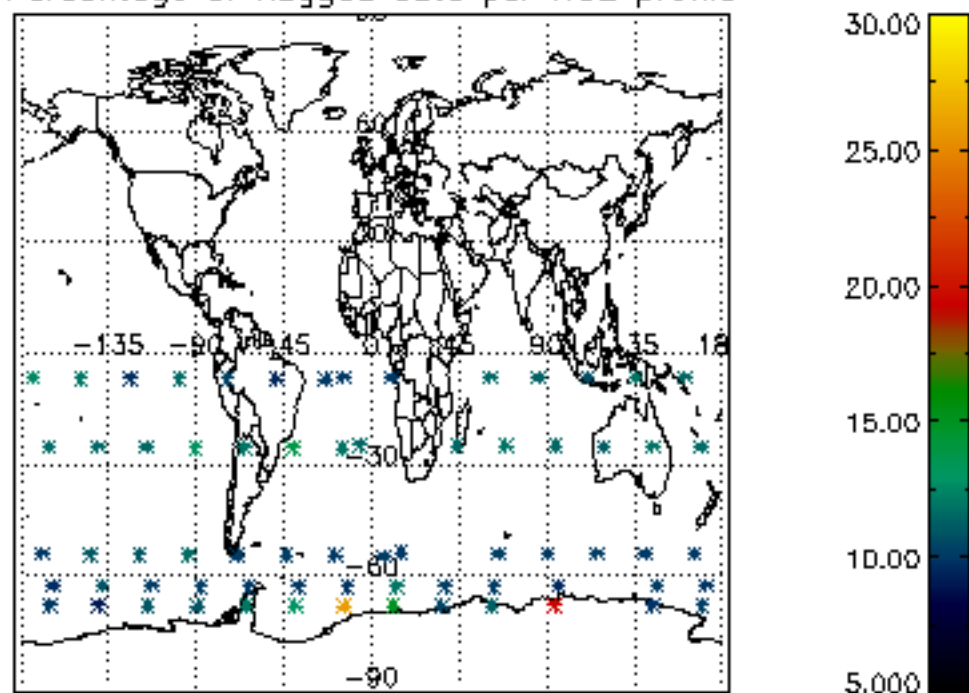
Percentage of flagged data per D3 profile



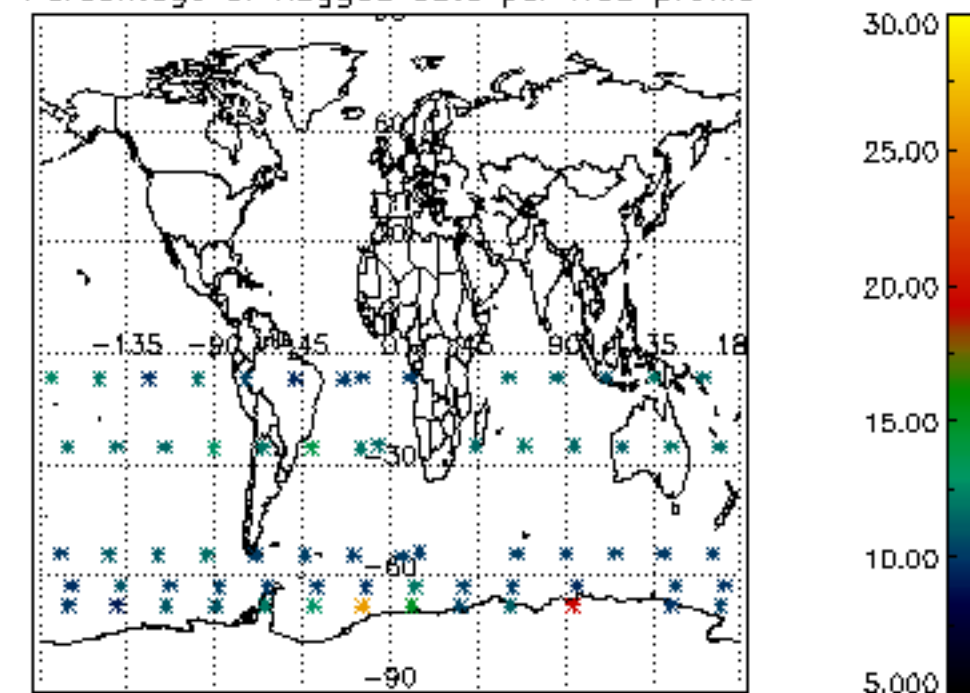
Percentage of flagged data per H2O profile

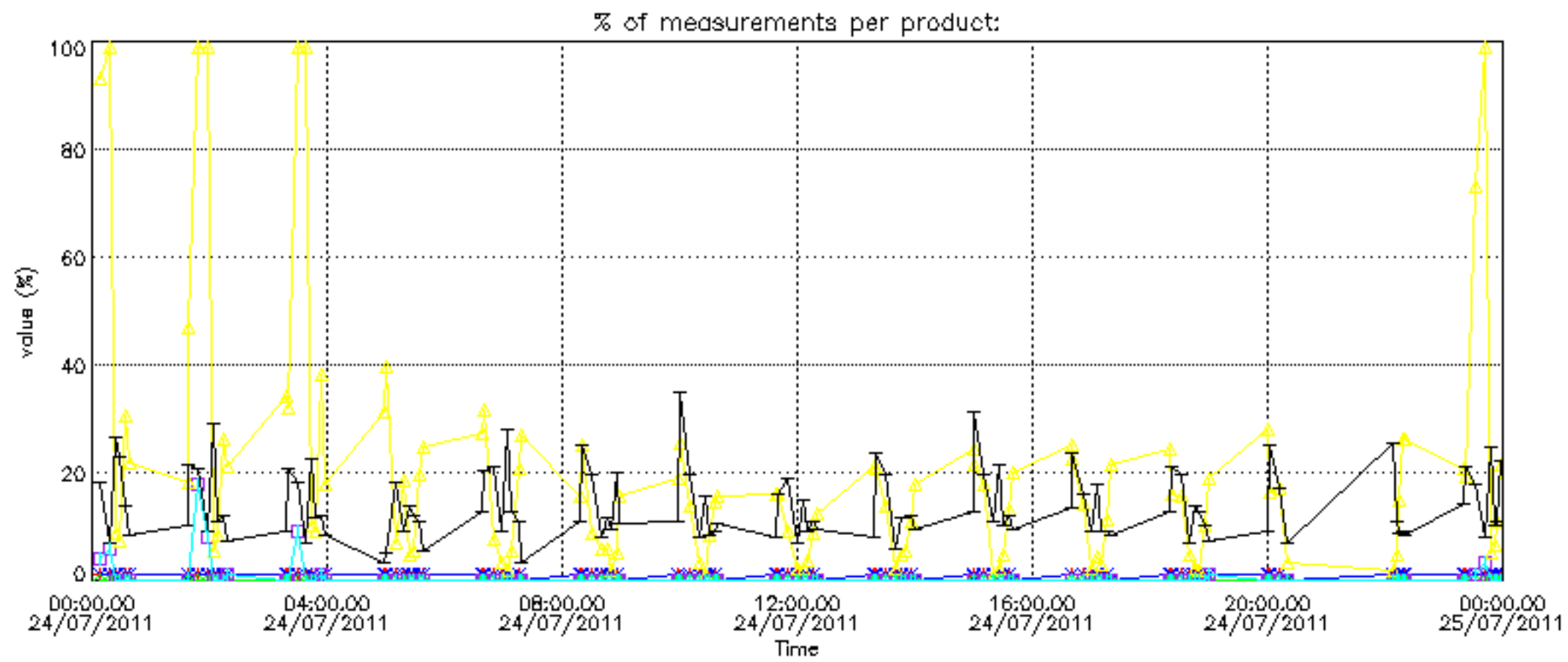
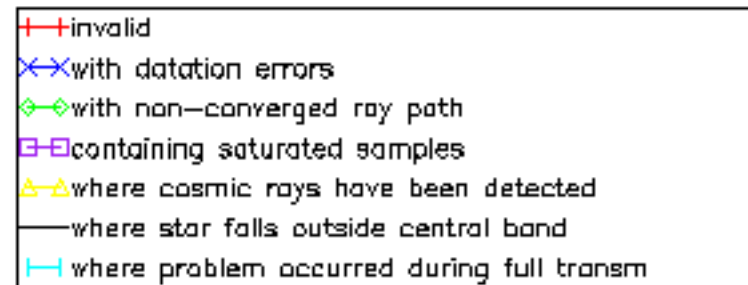


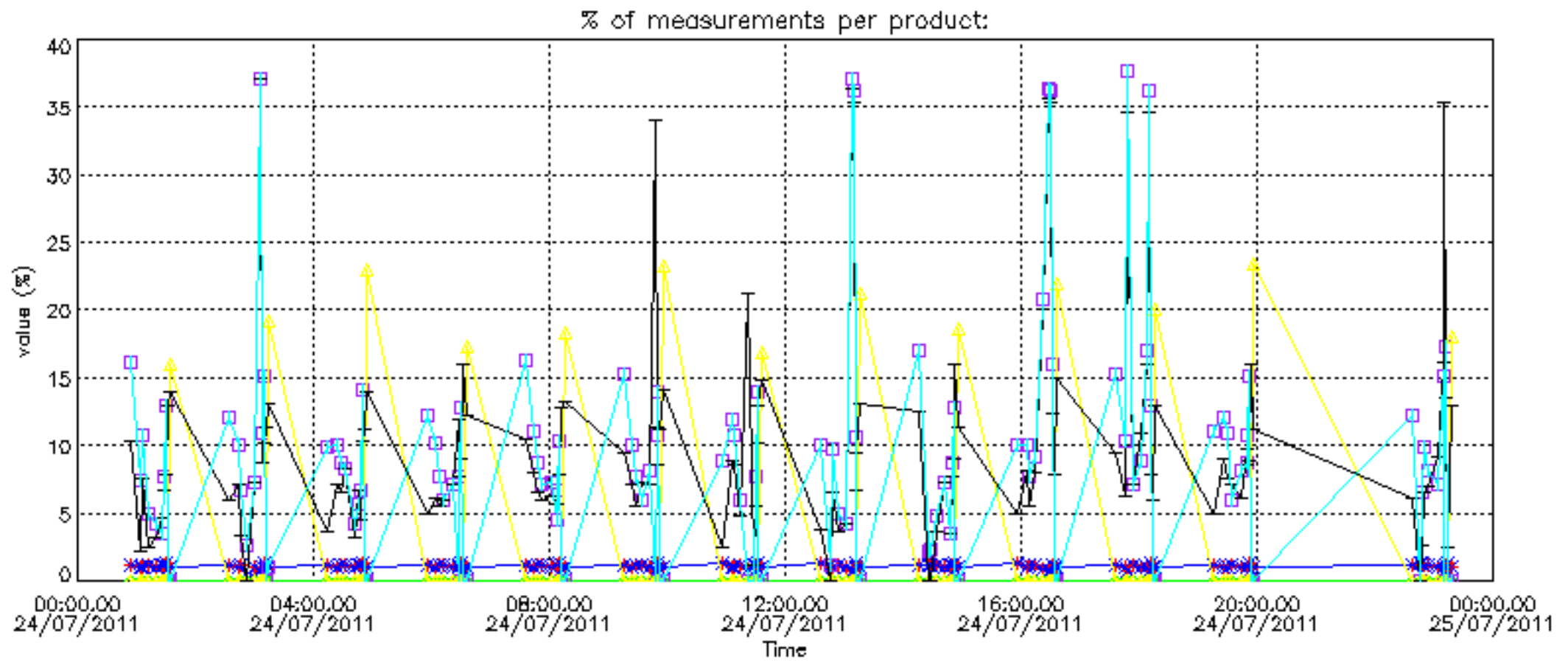
Percentage of flagged data per NO2 profile



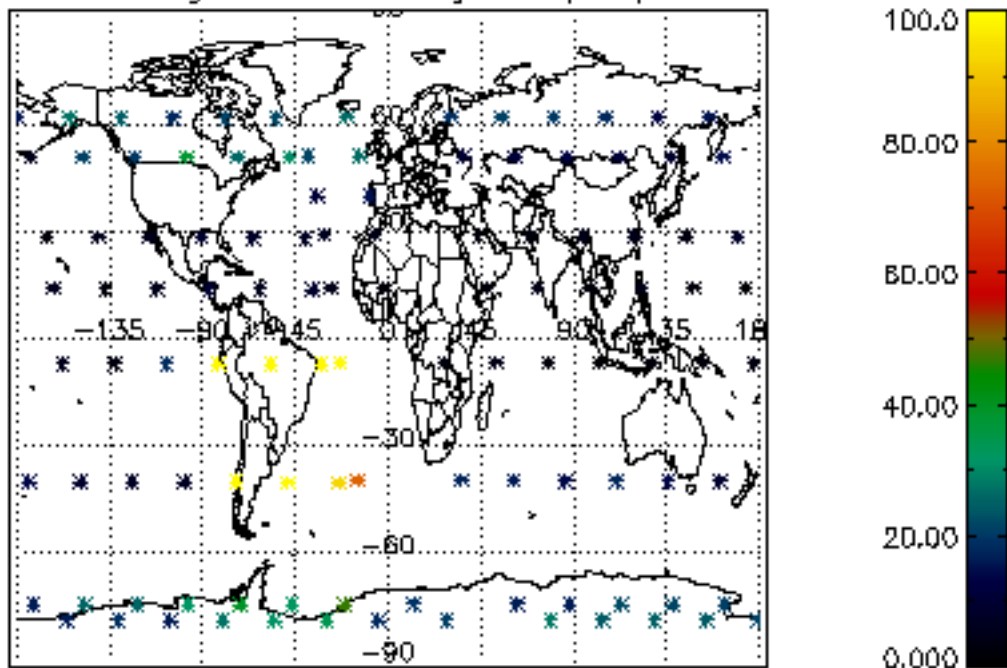
Percentage of flagged data per NO3 profile



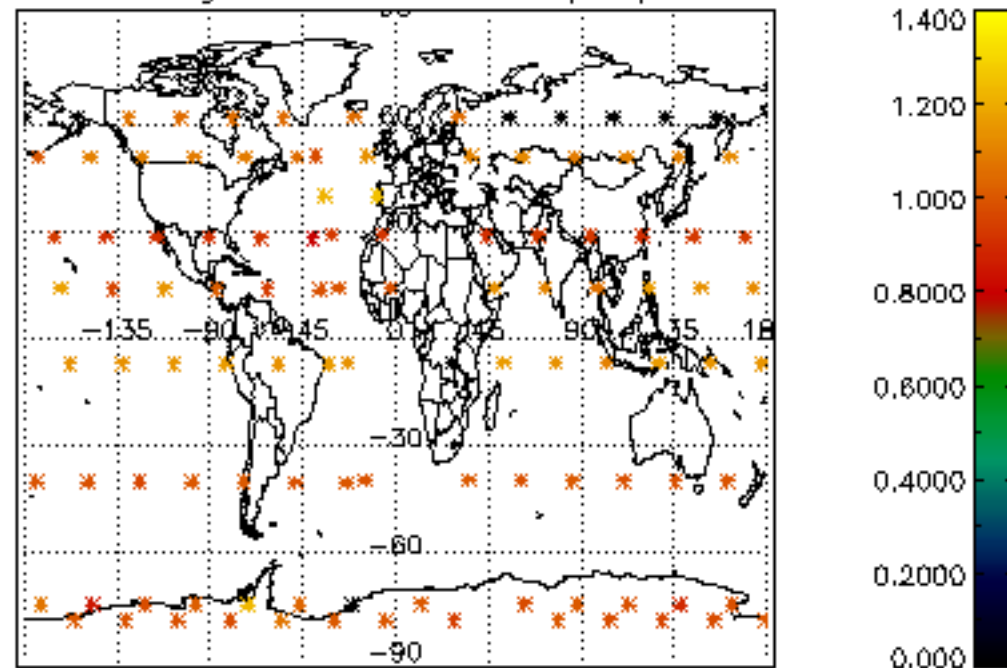




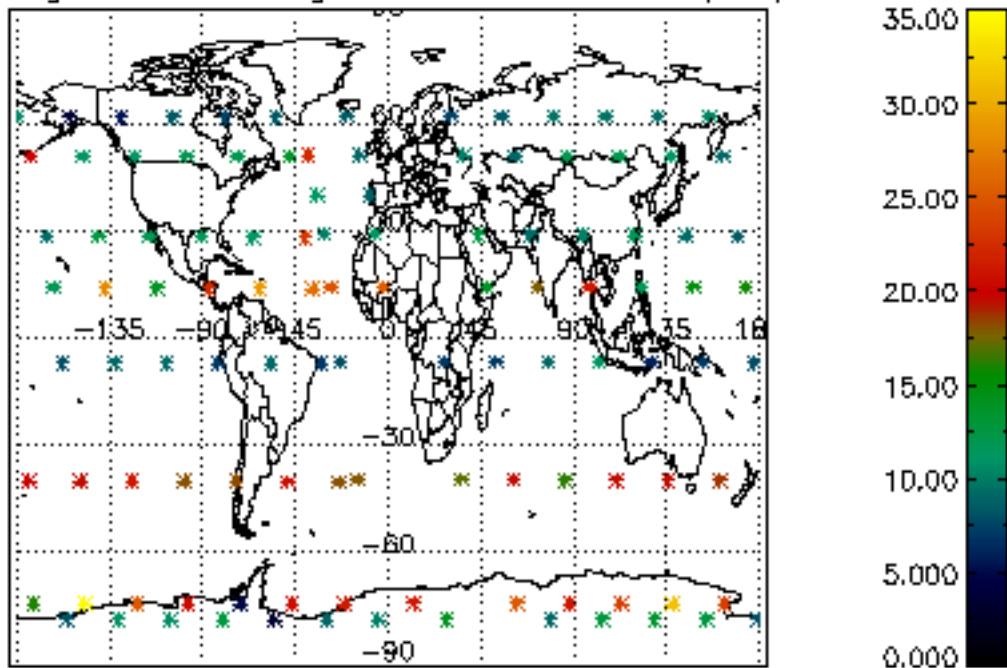
Percentage of cosmic ray hits per profile



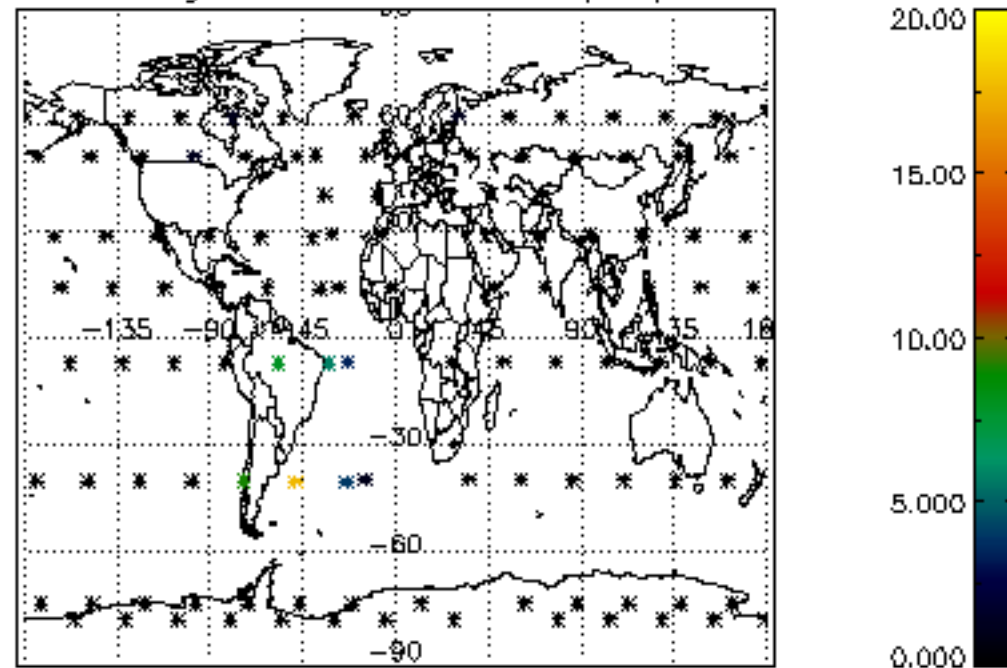
Percentage of datation errors per profile



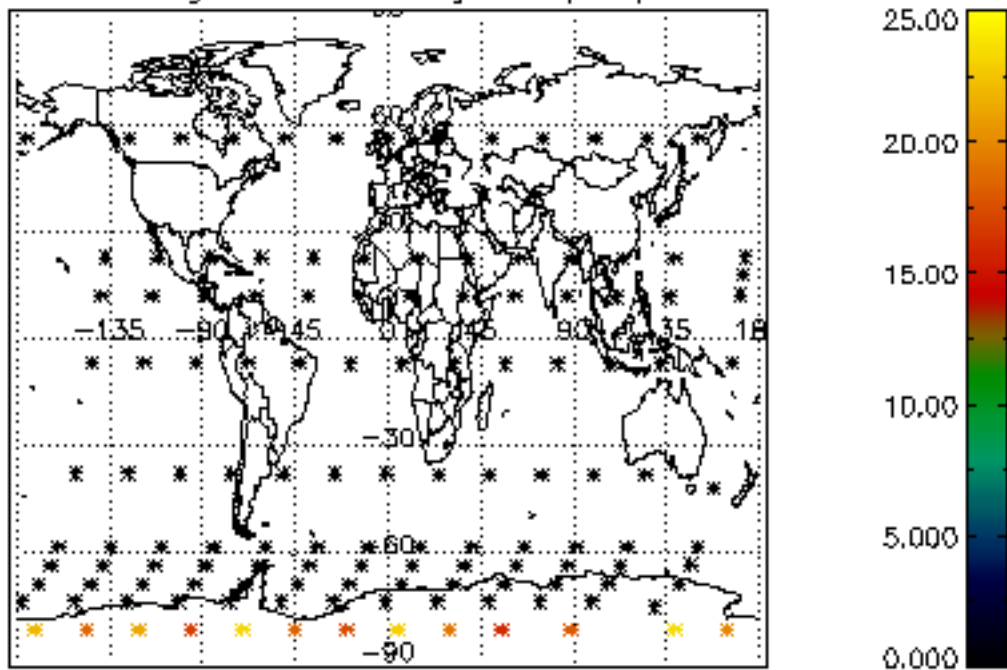
Percentage of star falling outside central band per profile



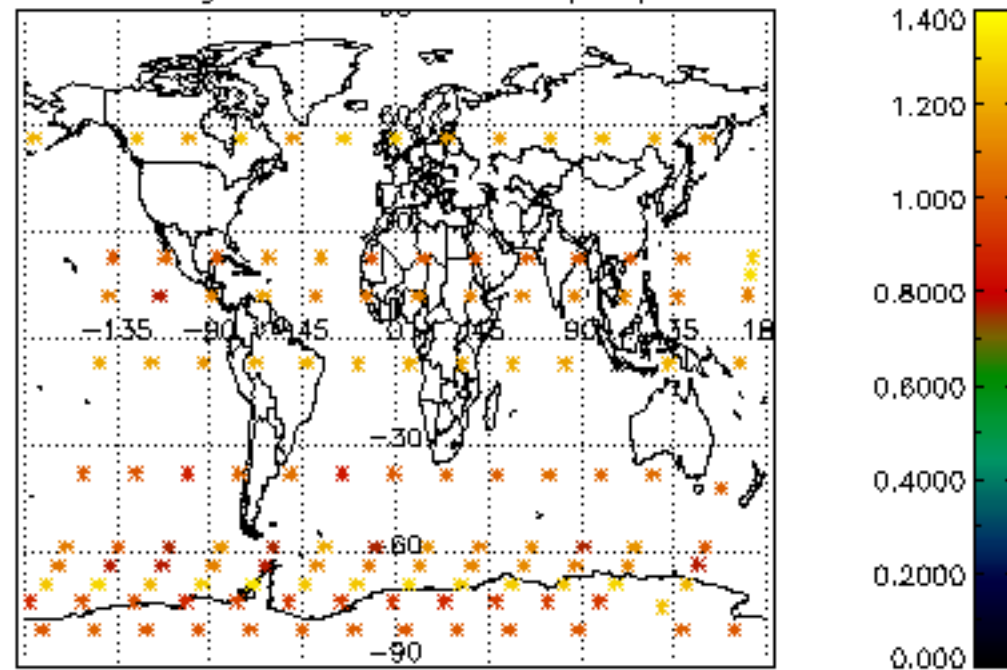
Percentage of saturation errors per profile



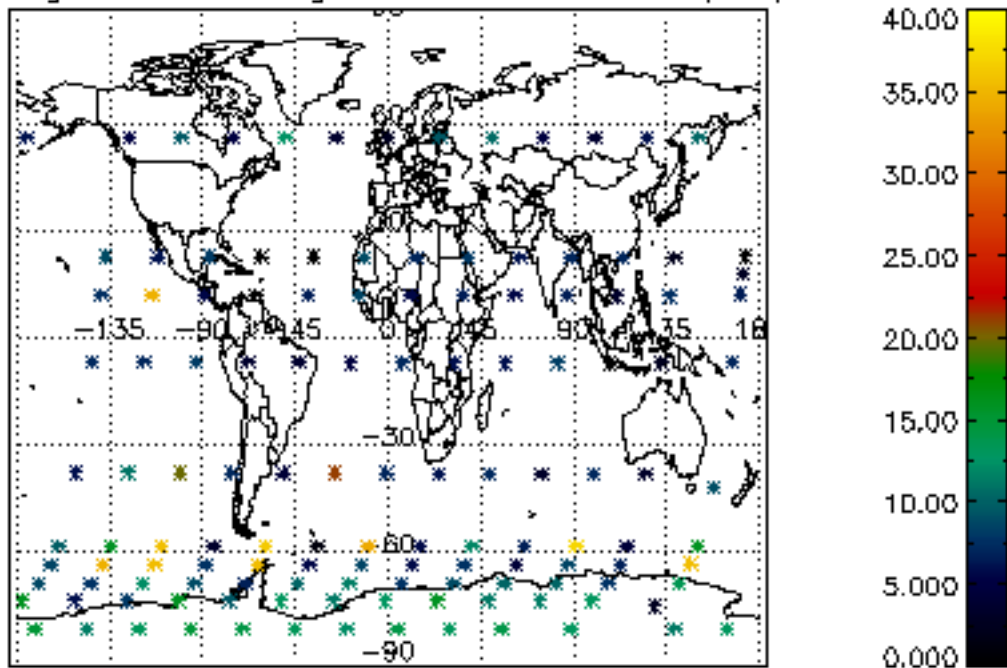
Percentage of cosmic ray hits per profile



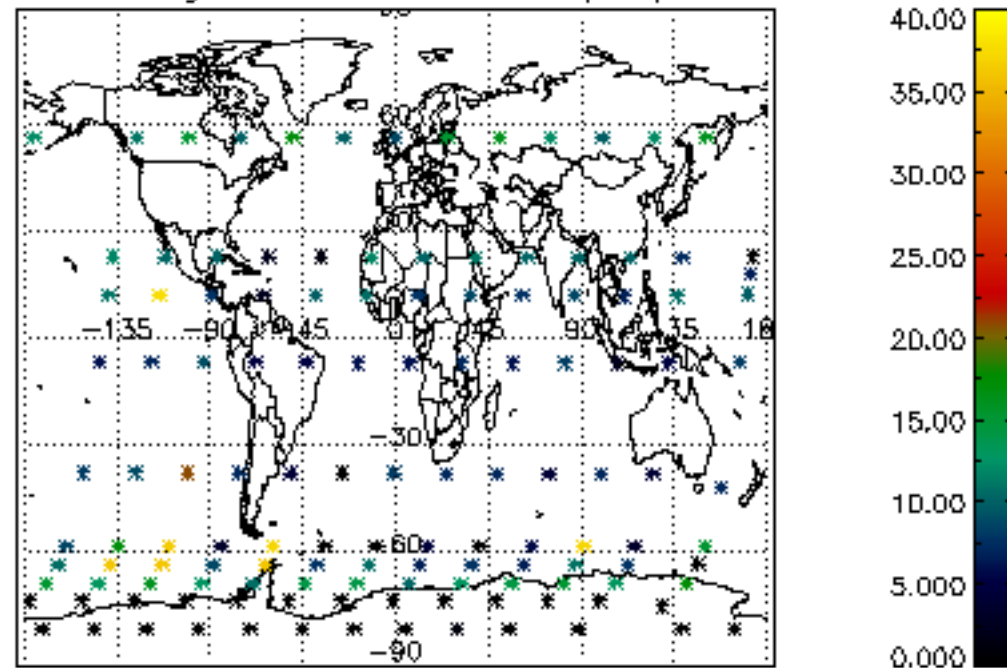
Percentage of datation errors per profile

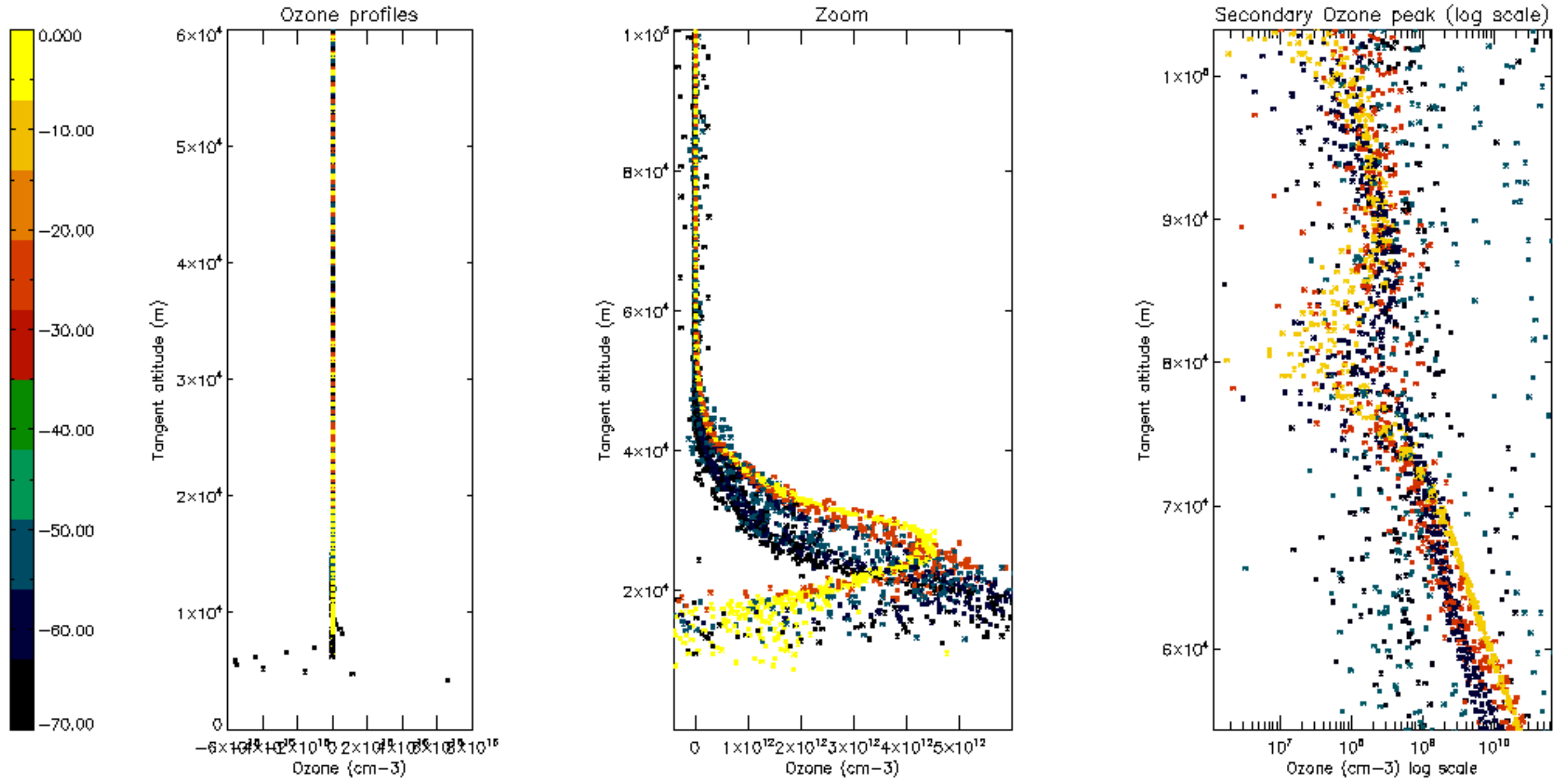


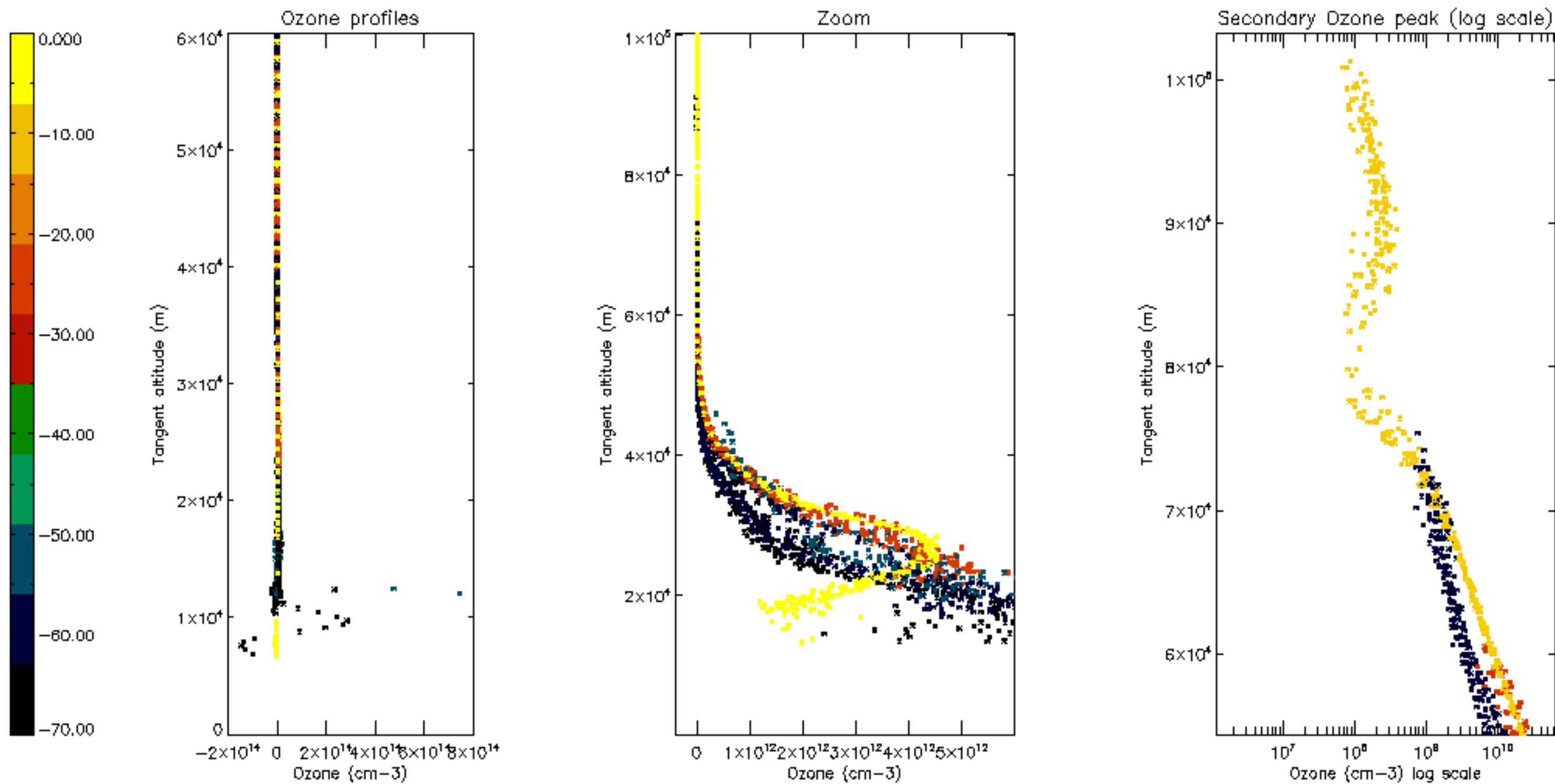
Percentage of star falling outside central band per profile

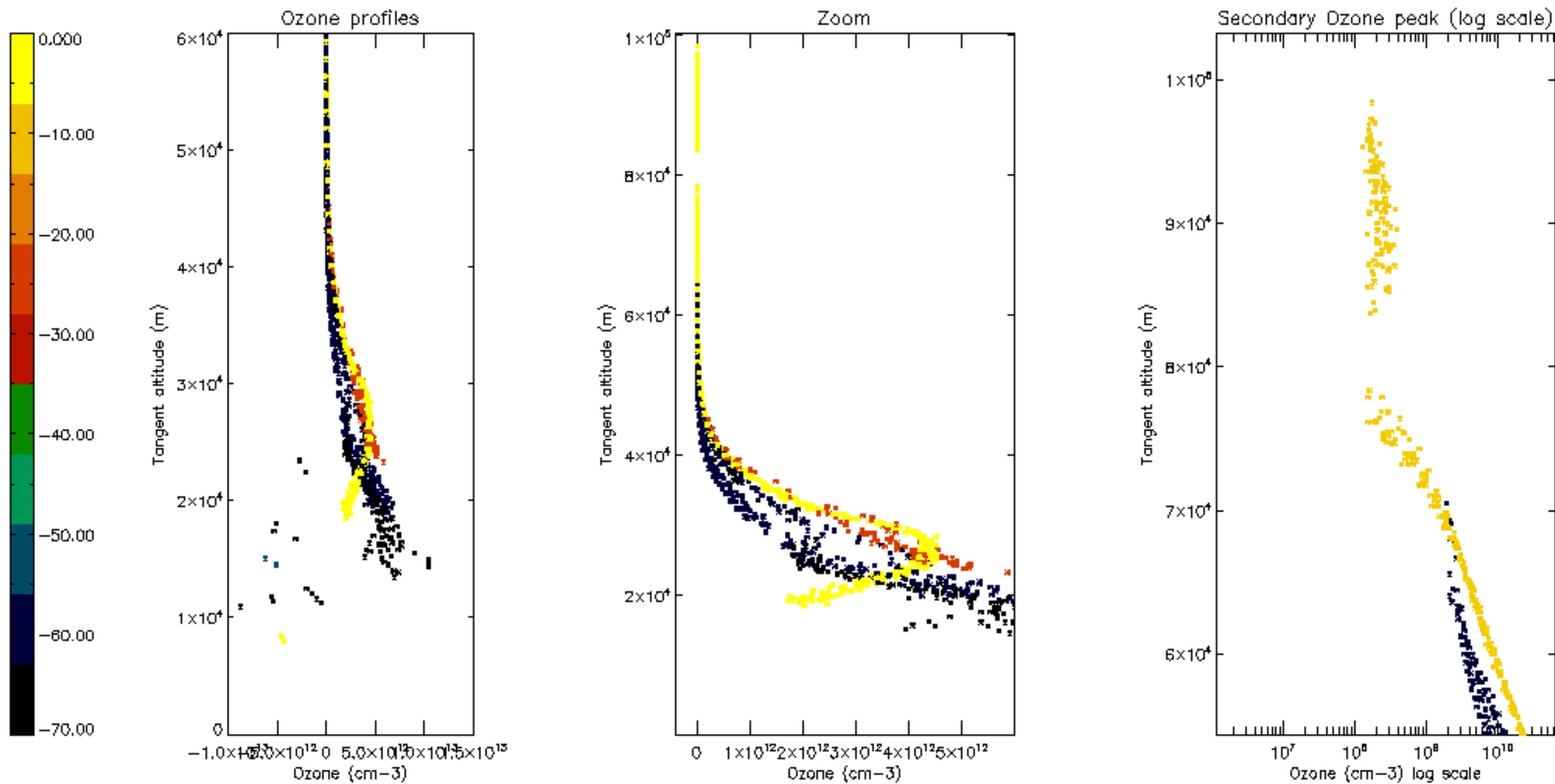


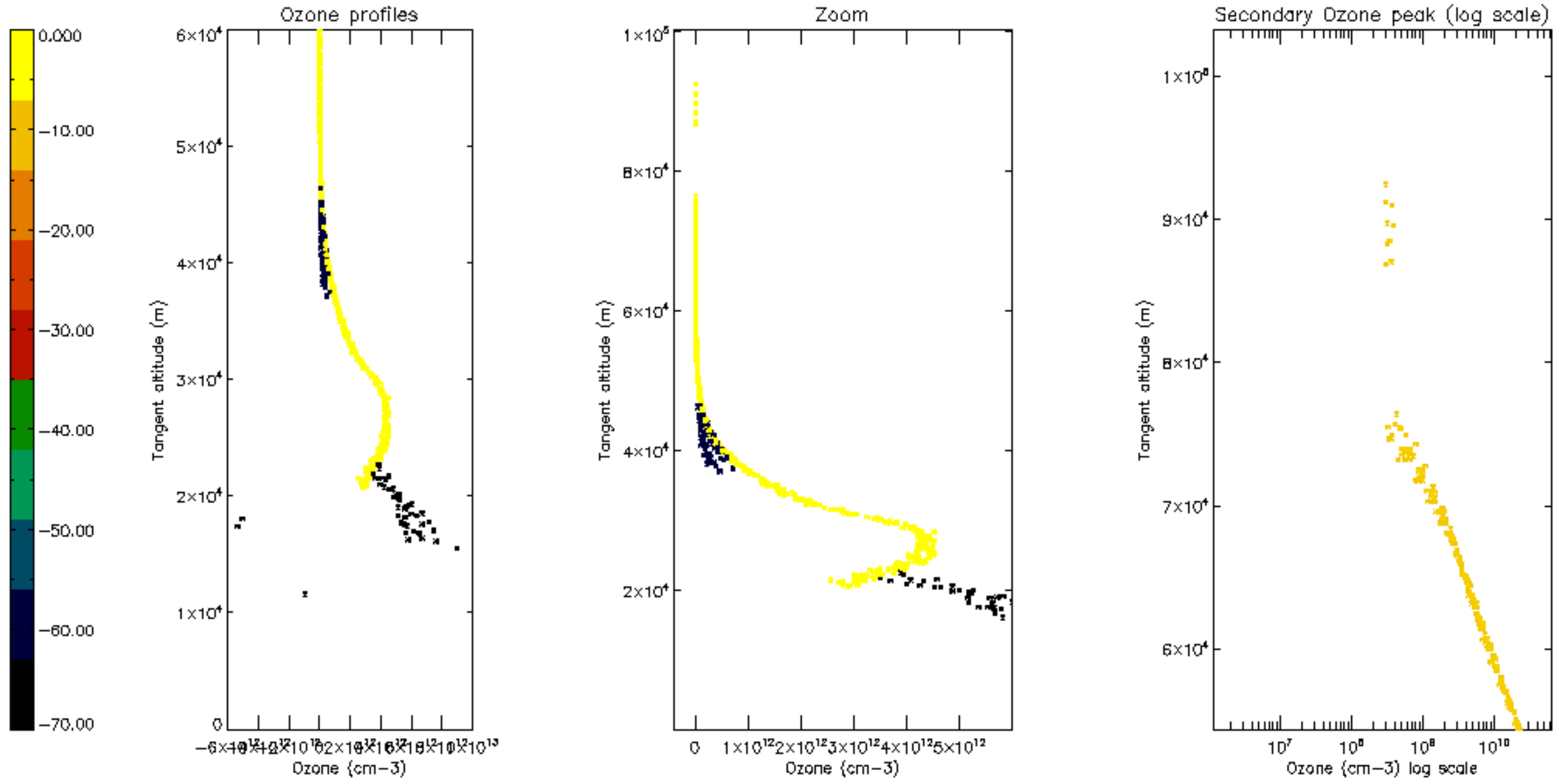
Percentage of saturation errors per profile

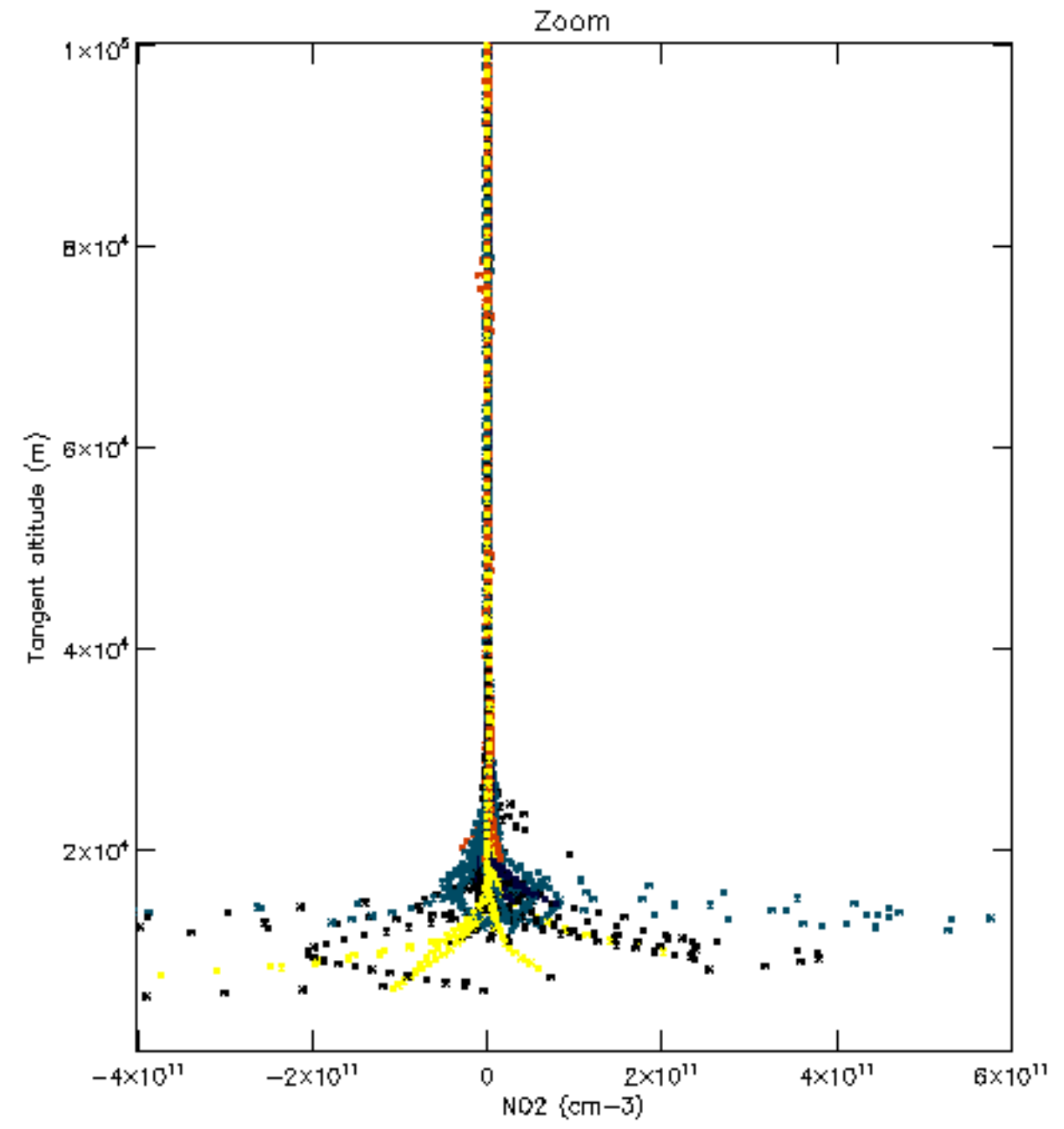
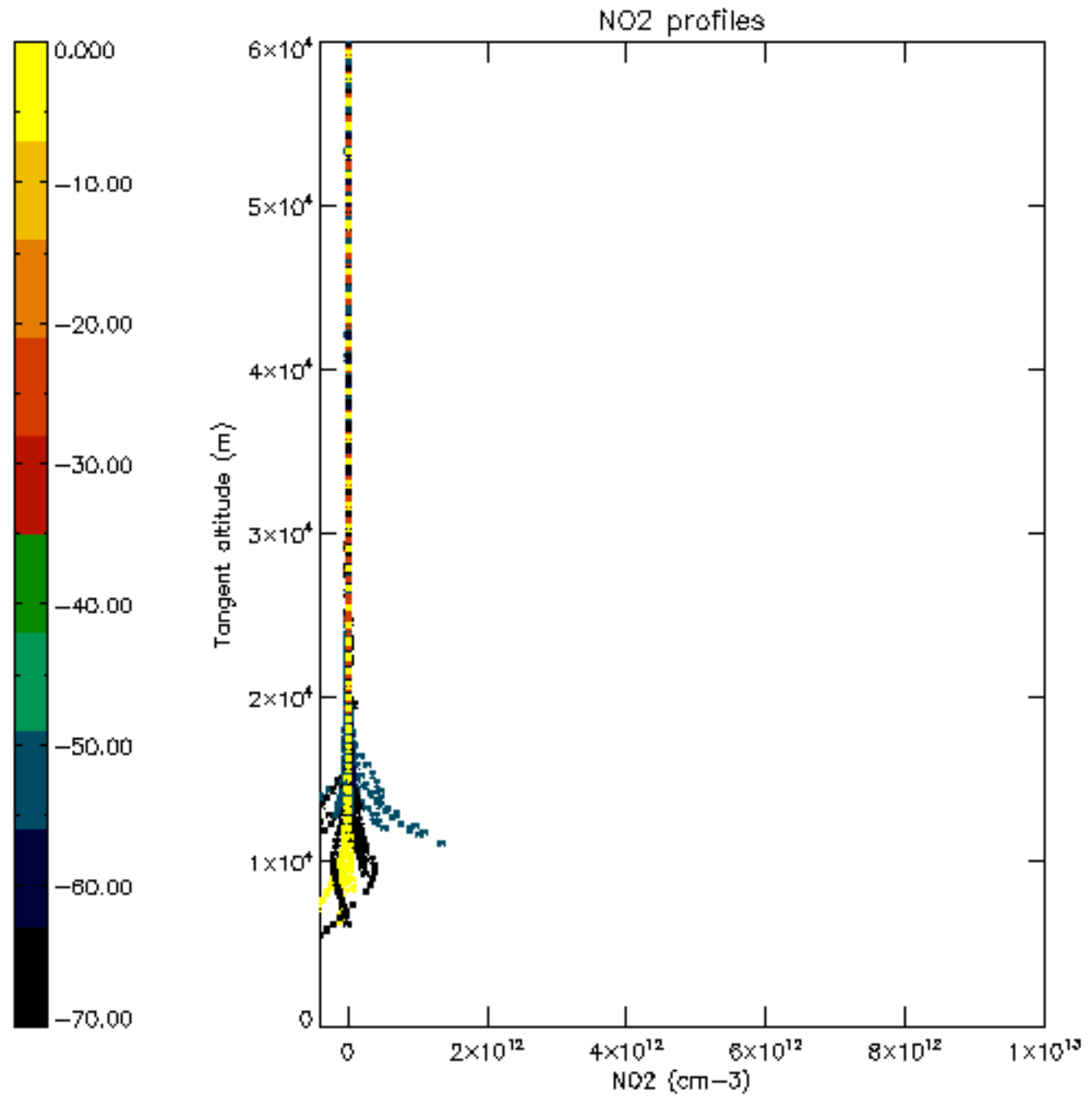


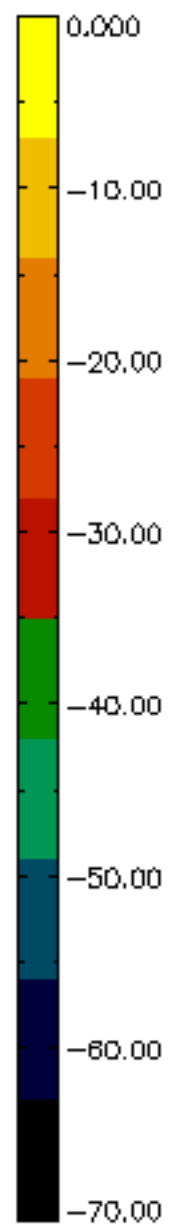
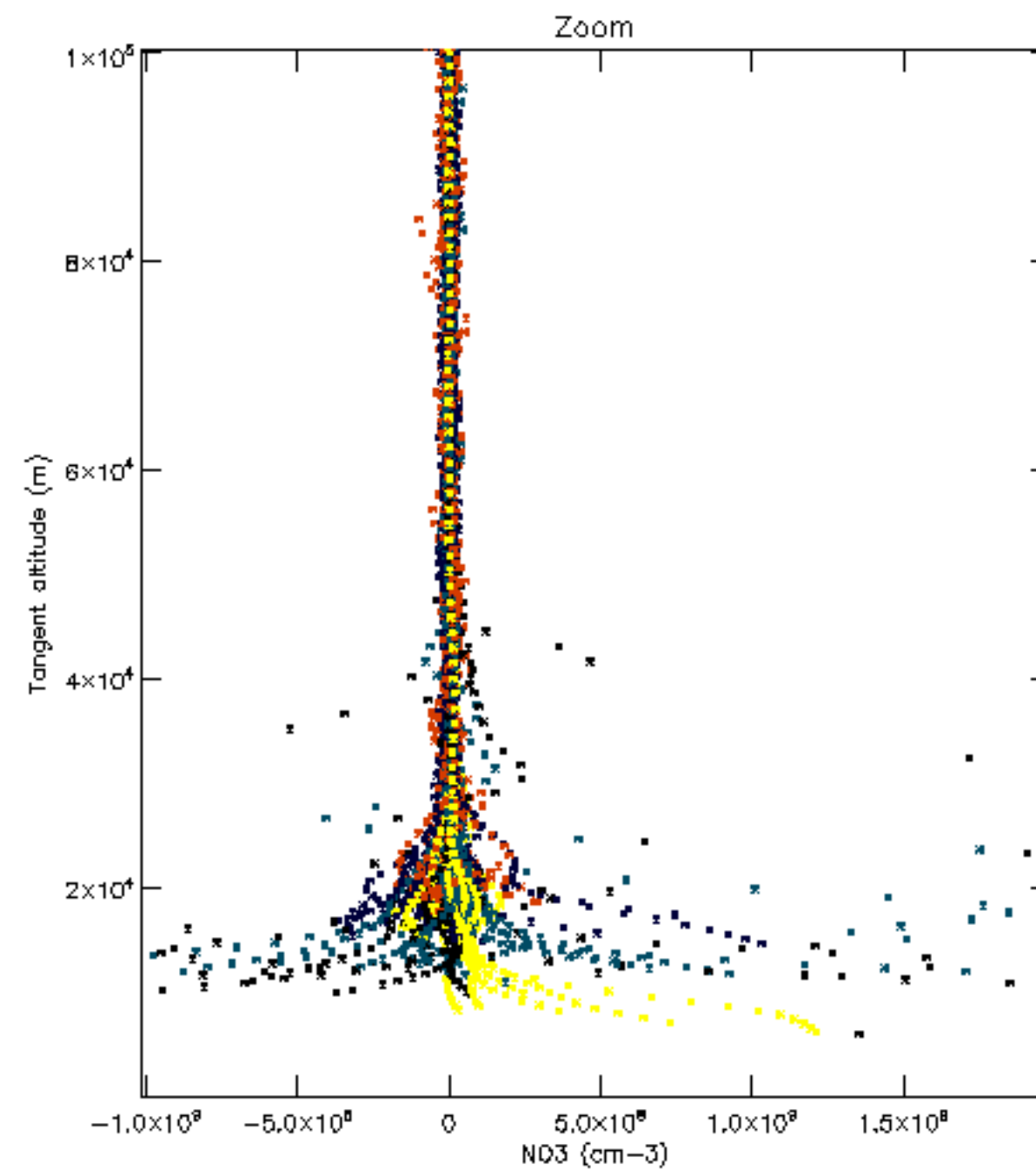
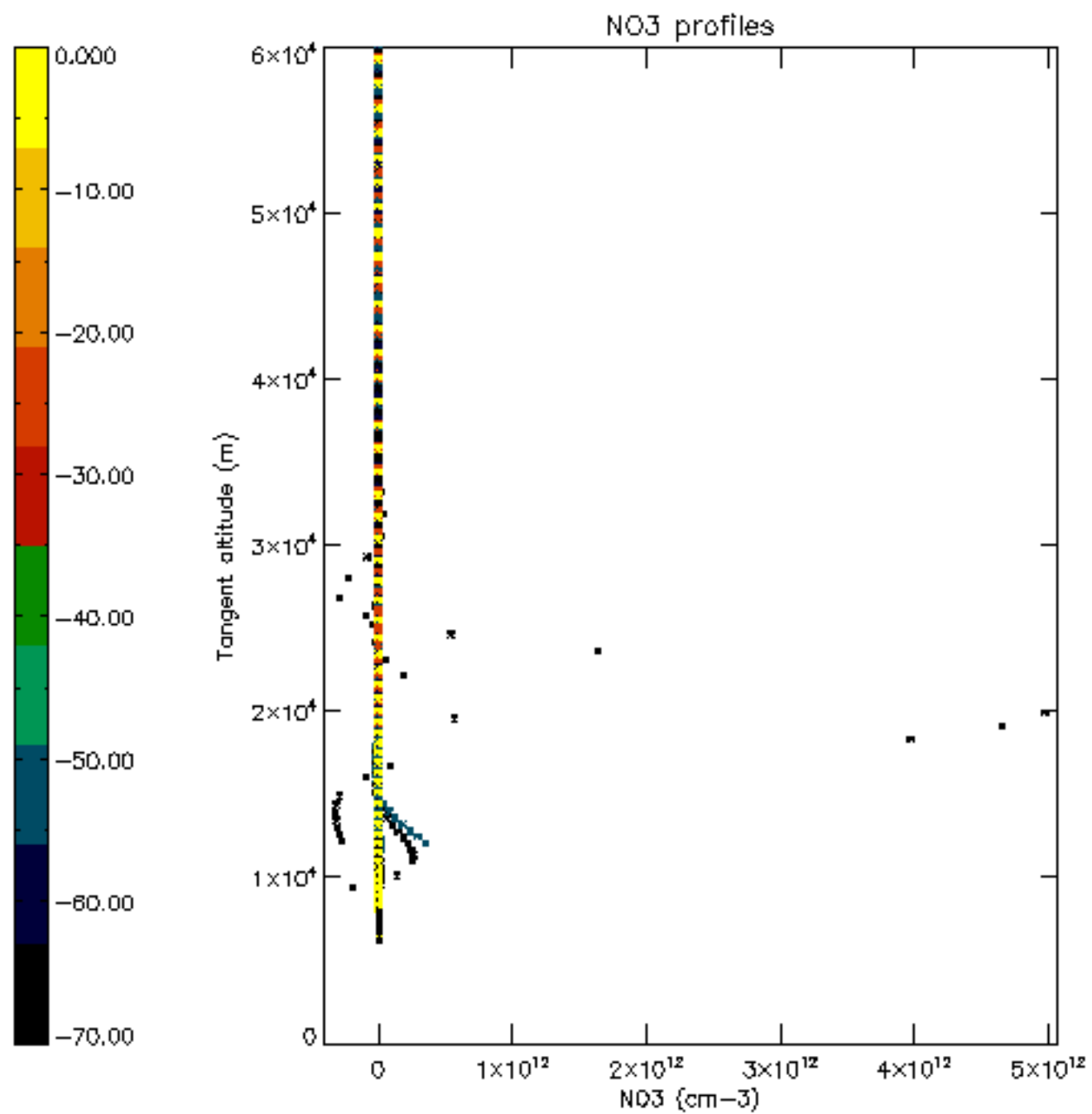


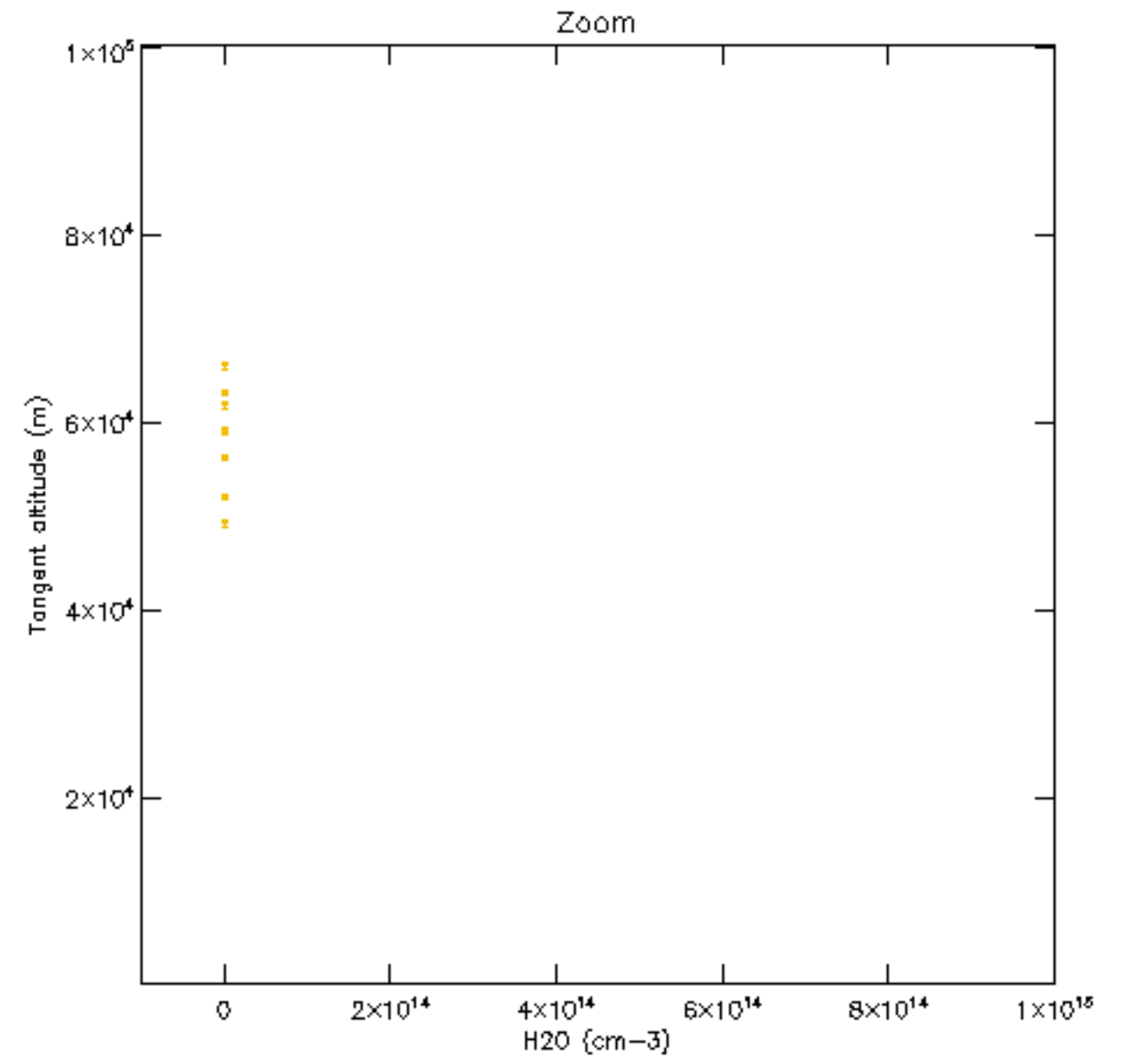
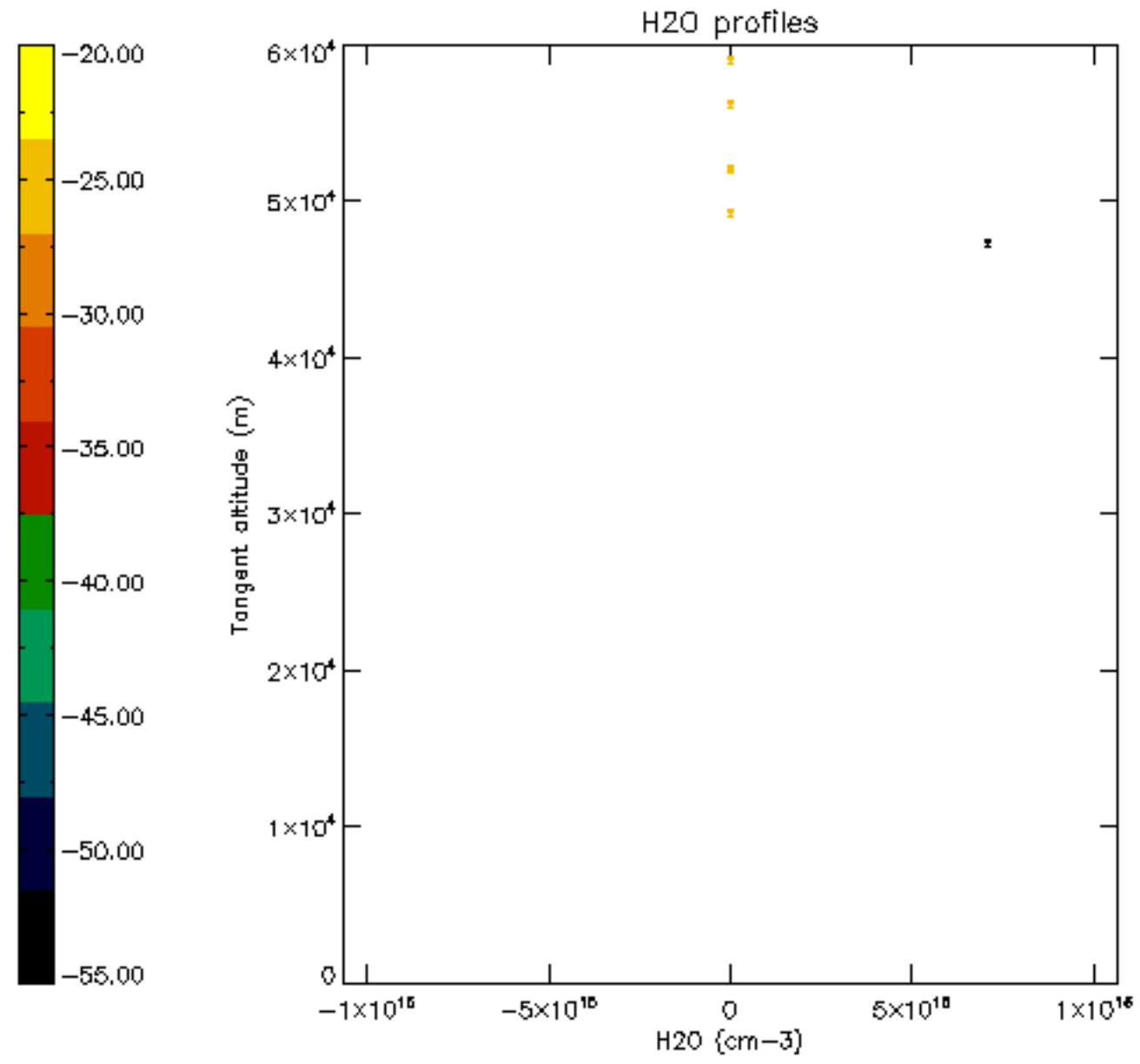


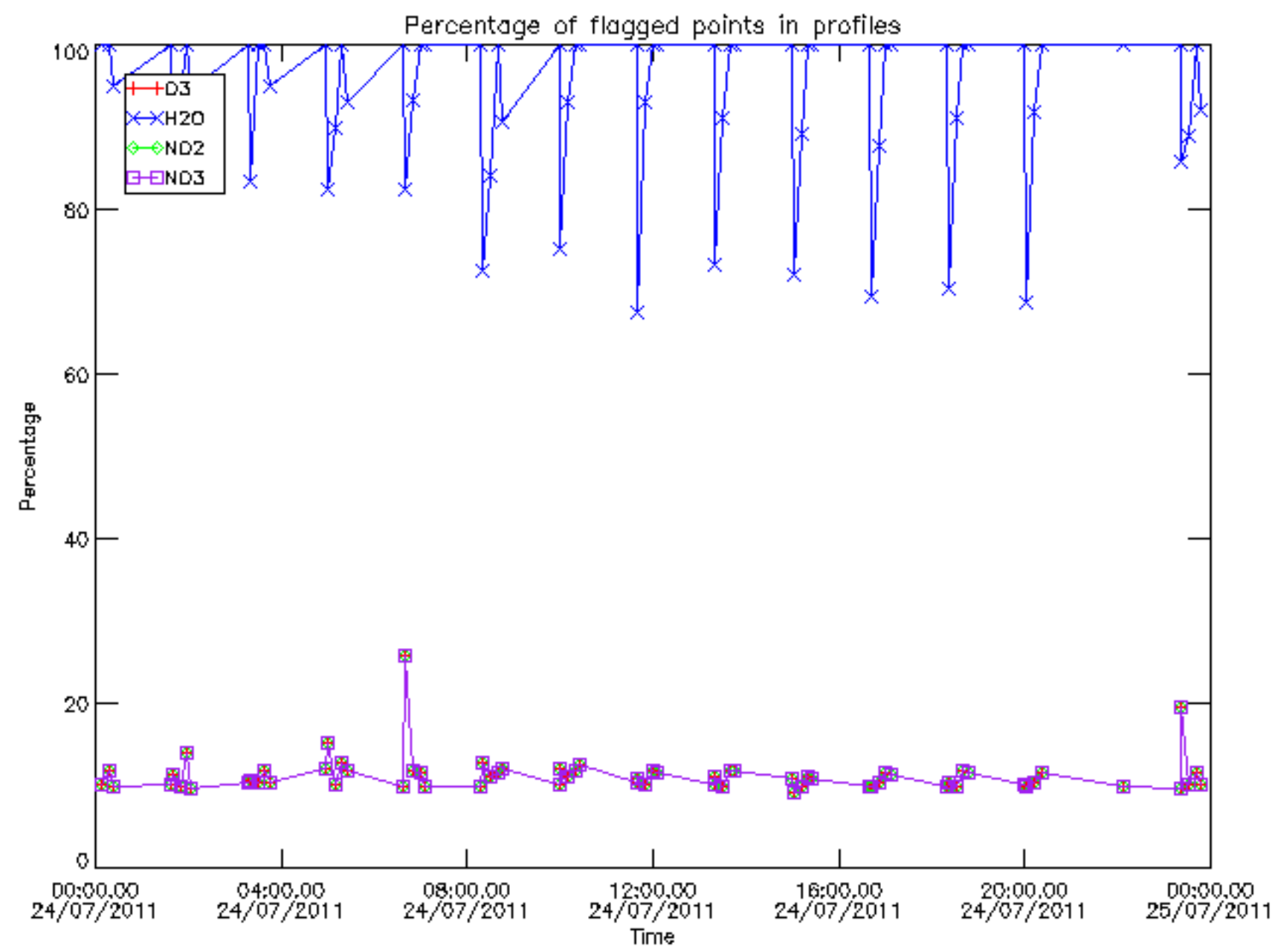




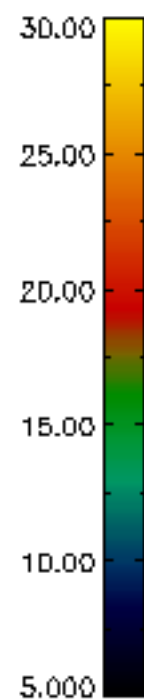
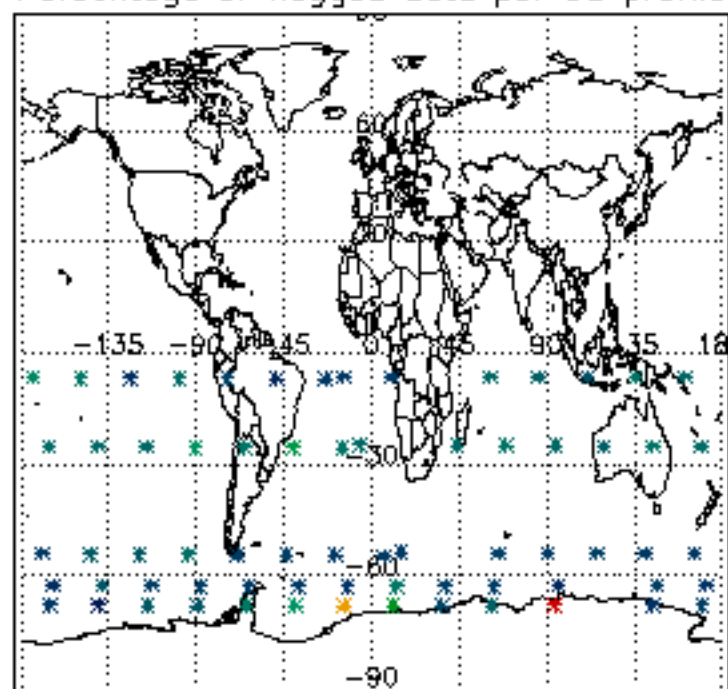




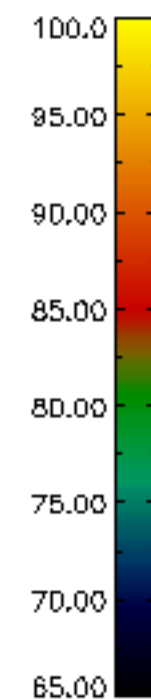
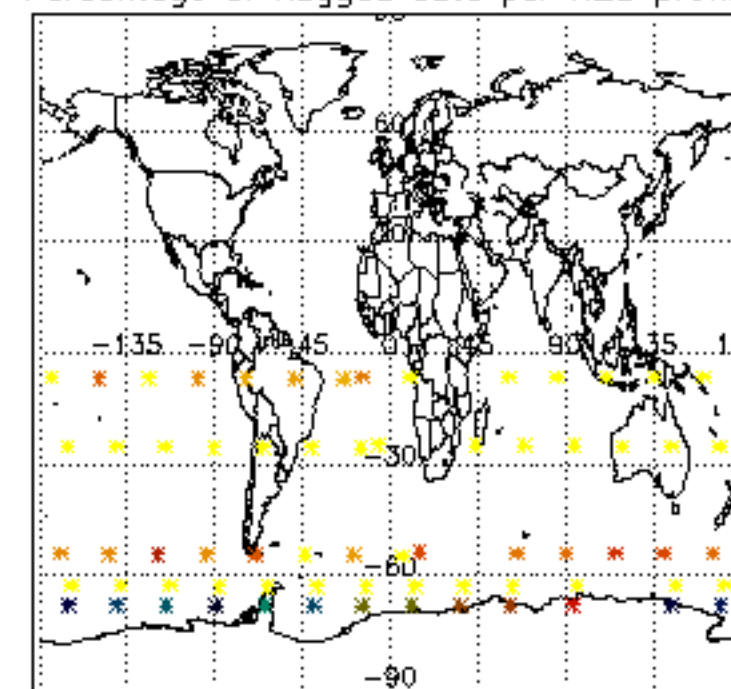




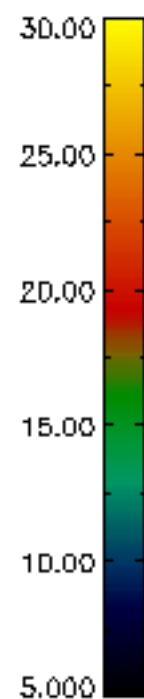
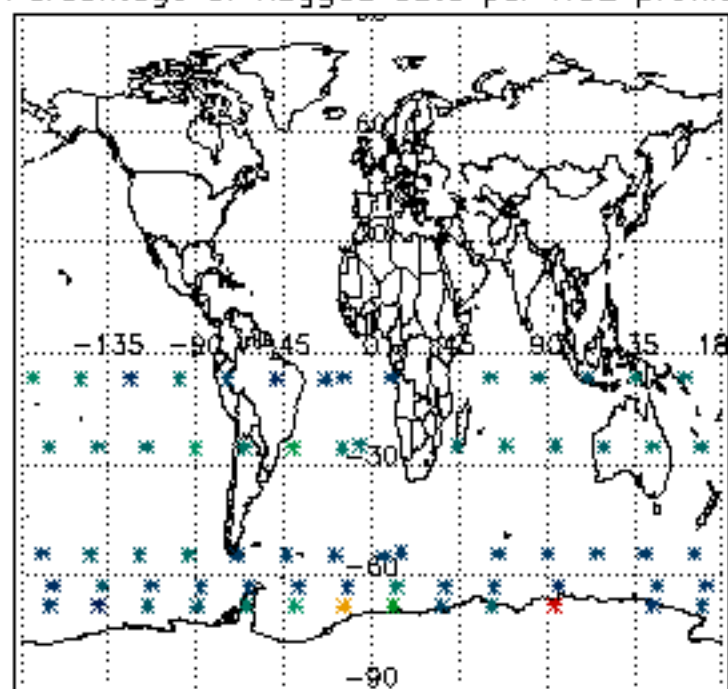
Percentage of flagged data per D3 profile



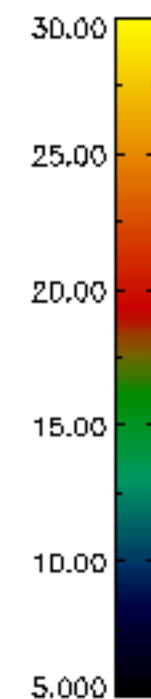
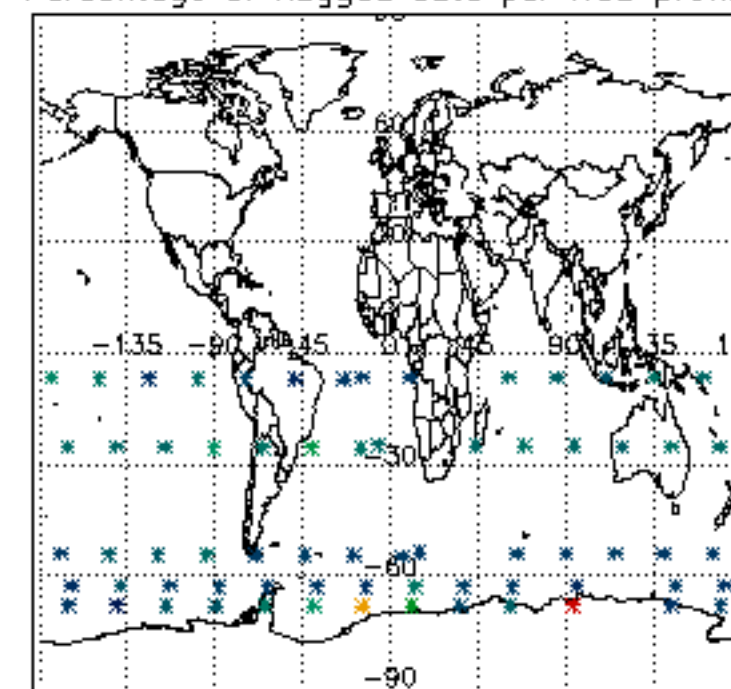
Percentage of flagged data per H2O profile

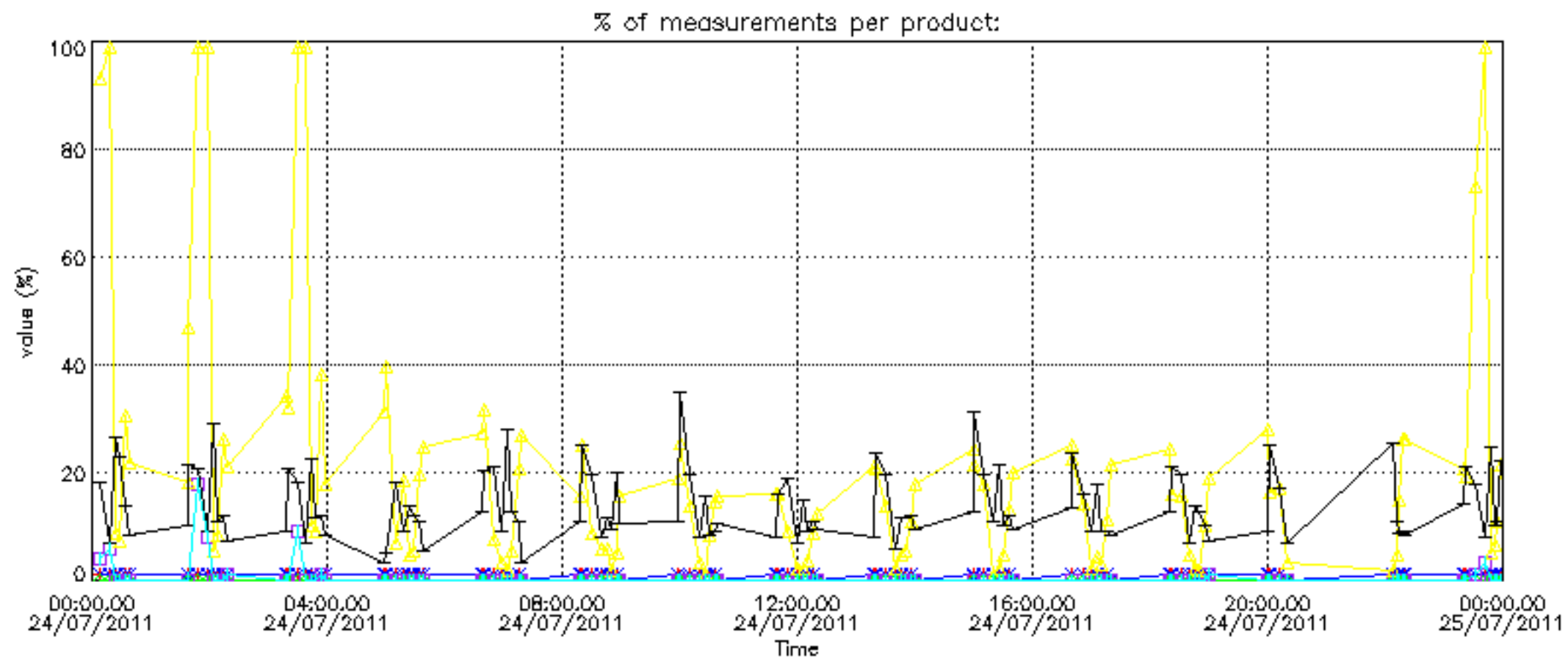
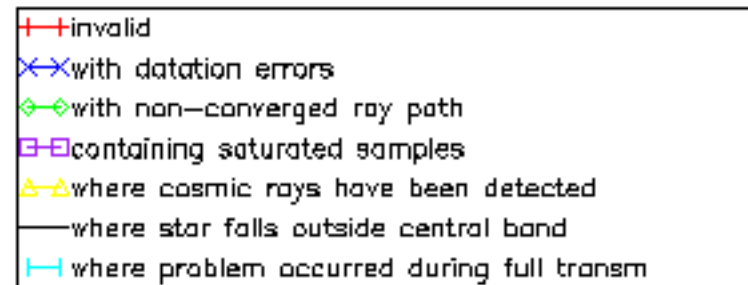


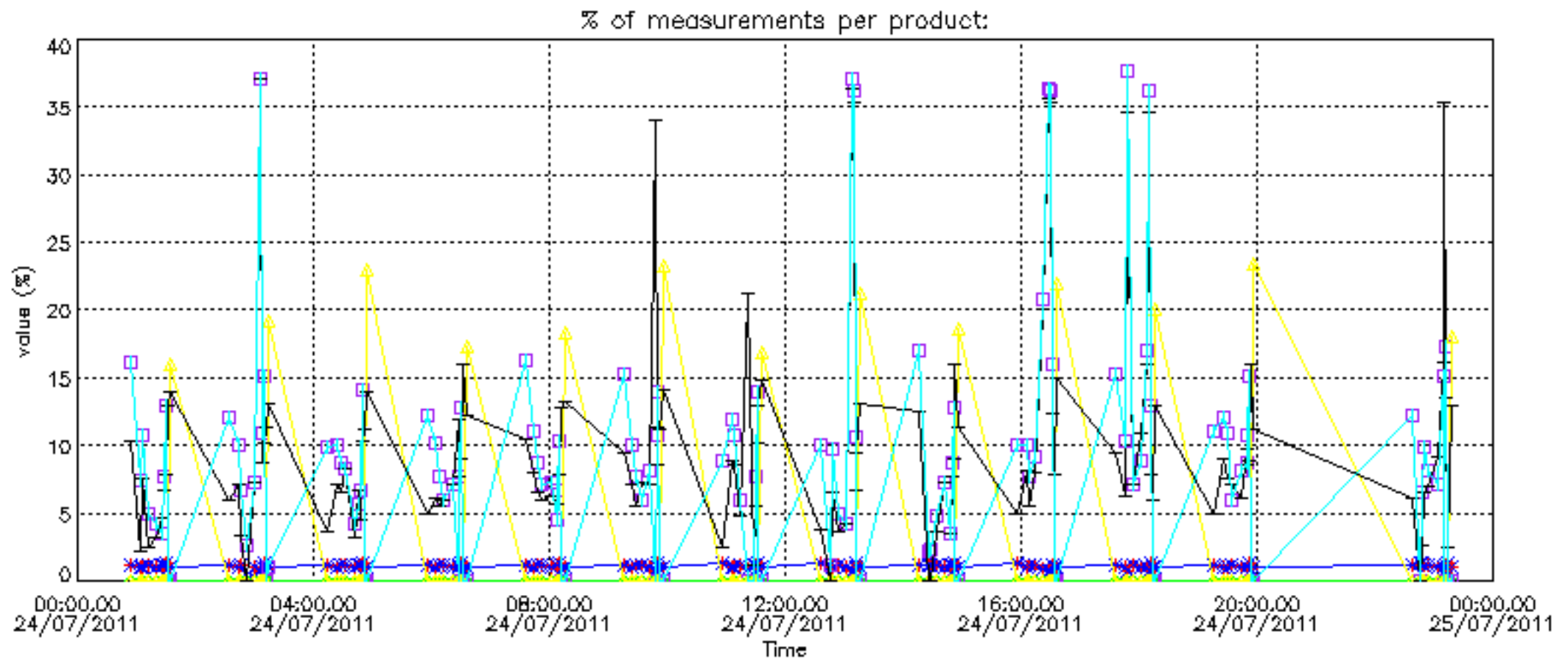
Percentage of flagged data per NO2 profile



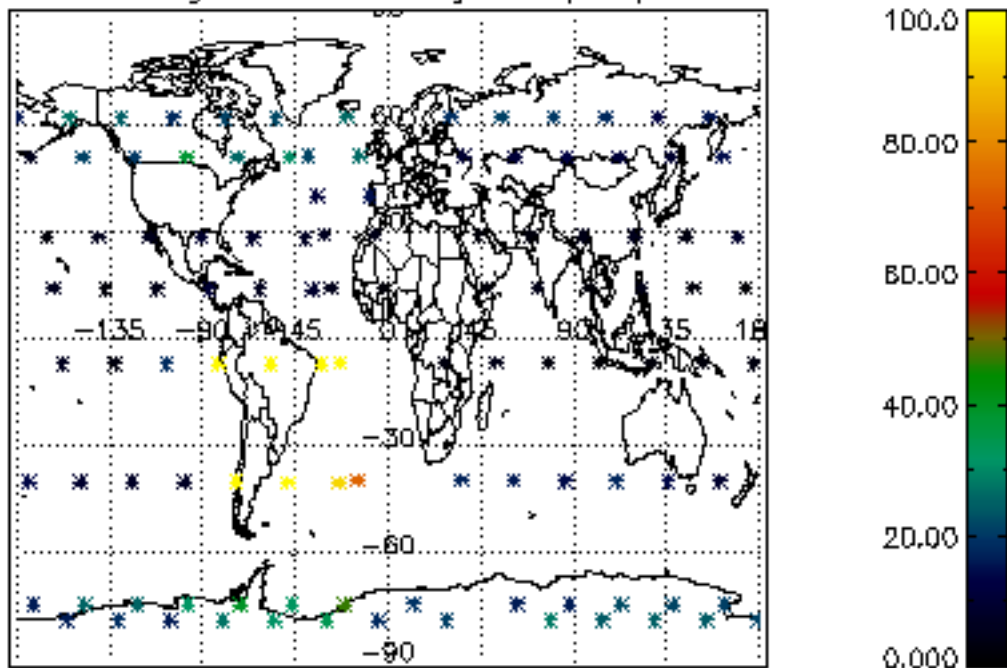
Percentage of flagged data per NO3 profile



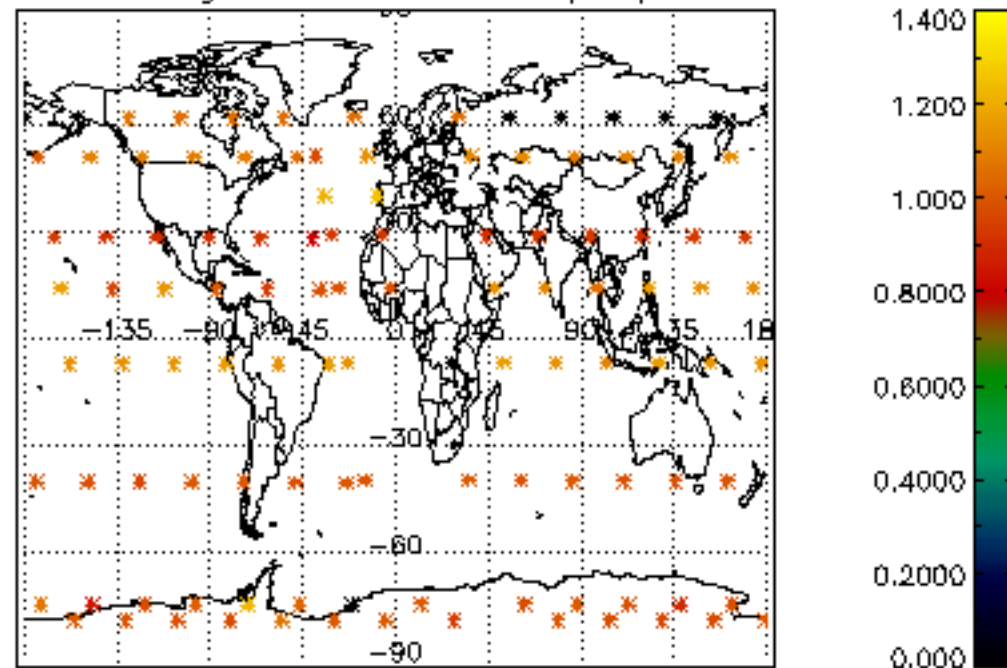




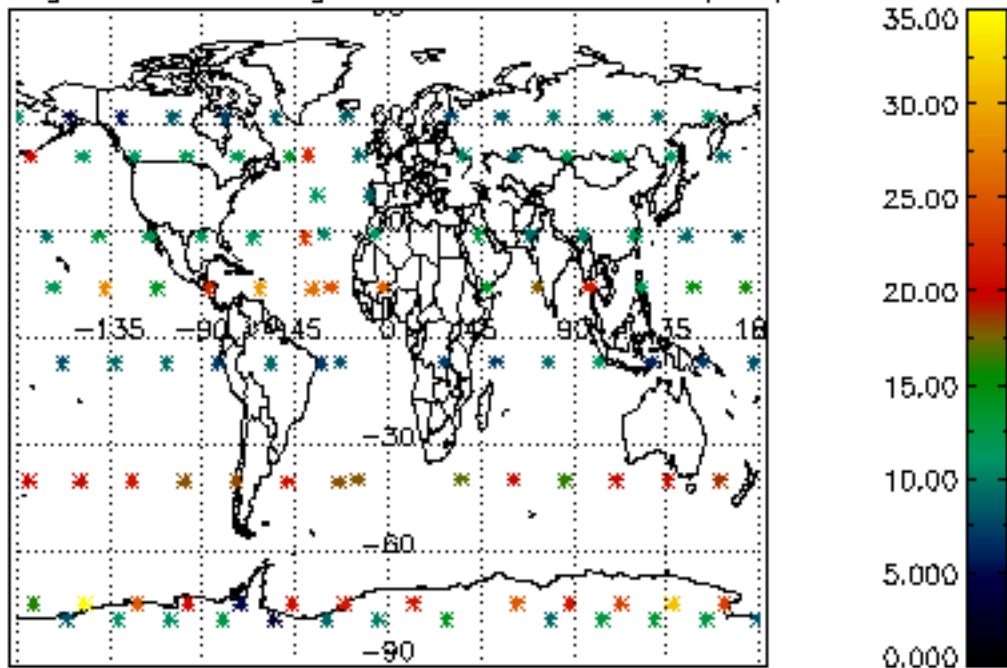
Percentage of cosmic ray hits per profile



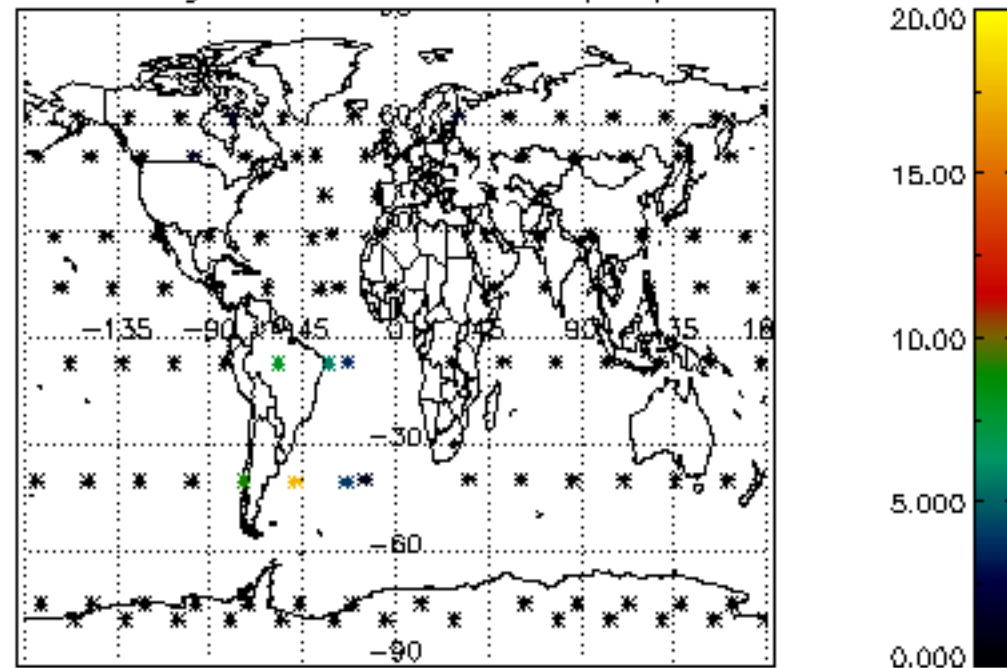
Percentage of datation errors per profile



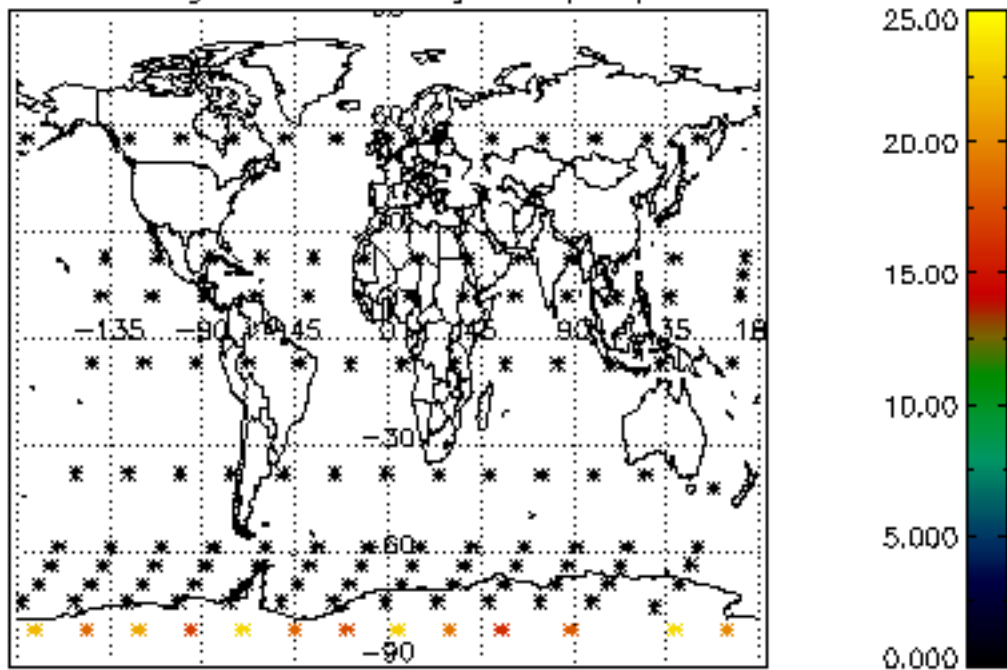
Percentage of star falling outside central band per profile



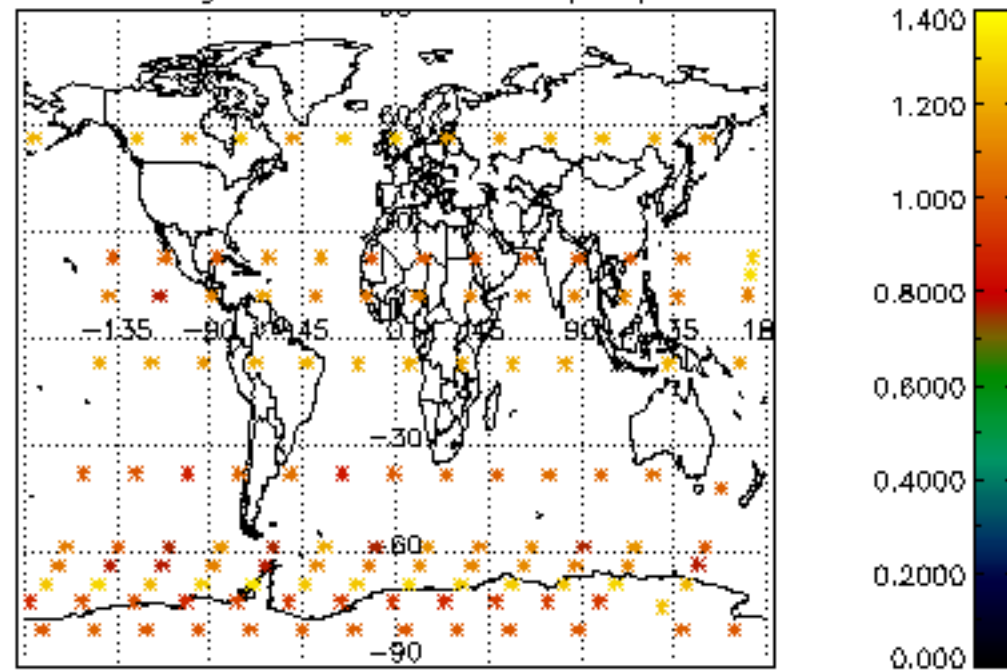
Percentage of saturation errors per profile



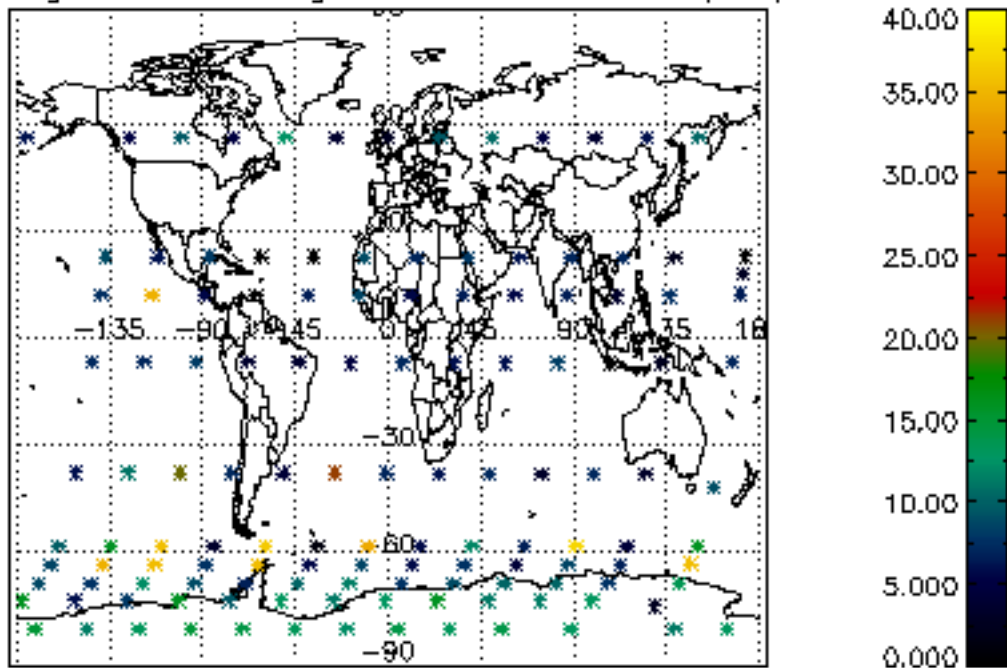
Percentage of cosmic ray hits per profile



Percentage of datation errors per profile



Percentage of star falling outside central band per profile



Percentage of saturation errors per profile

