

# GOMOS Level 2 Daily Report

## SUMMARY

### [1. General Info](#)

### [2. Summary of processed GOM\\_NL\\_2P products](#)

### [3. Level 2 Quality information per product](#)

#### [3.1 Plot of level 2 quality information per product \(time dependant\)](#)

#### [3.2 Plot of level 2 quality information per product \(world map\)](#)

### [4. Level 1 Quality information per product \(stored on level 2 products\)](#)

#### [4.1 Plot of level 1 quality information per product \(time dependant\)](#)

##### [4.1.1 Plot of level 1 quality information per product \(time dependant\): ASCENDING](#)

##### [4.1.2 Plot of level 1 quality information per product \(time dependant\): DESCENDING](#)

#### [4.2 Plot of level 1 quality information per product \(world map\)](#)

##### [4.2.1 Plot of level 1 quality information per product \(world map\): ASCENDING](#)

##### [4.2.2 Plot of level 1 quality information per product \(world map\): DESCENDING](#)

### [5. Ozone profiles based on quality statistics and other trace gas profiles](#)

#### [5.1 Ozone statistics based on quality of products](#)

#### [5.2 Plot ozone profiles for all STD \(dark without errors\)](#)

#### [5.3 Plot ozone profiles where STD < 20% \(dark without errors\)](#)

#### [5.4. Plot ozone profiles where STD < 10% \(dark without errors\)](#)

#### [5.5. Plot ozone profiles where STD < 5% \(dark without errors\)](#)

#### [5.6 Plot NO2 profiles for all STD \(dark without errors\)](#)

#### [5.7 Plot NO3 profiles for all STD \(dark without errors\)](#)

#### [5.8 Plot H2O profiles \(only for occultations of stars 1,2,3,4,13,14,16,26,63 dark without errors\) for all STD](#)

### [6. Auxiliary Data Files used for the production reported in section 2](#)

This report presents the daily analysis on parameters extracted from GOMOS level 2 data (GOM\_NL\_\_2P). It is intended to monitor some important parameters that will impact the quality of these products. A list of level 2 products (and content) that have arrived during the reporting day to the PCF is also given.

Item	Value
Time of report generation	24APR2013 15:39:56
Data source version	GOMOS/6.01
Start time of products	11-07-2011 (11JUL2011 00:00:00)
Stop time of products	12-07-2011 (12JUL2011 00:00:00)
Store outputs in DB	Yes
Nb of level 2 prods	286
Nb of prods with errors	0

## 2. Summary of processed GOM\_NL\_\_2P products.

Nr	Filename	UTC Start time	Limb	Duration	Star Id	Star Name	Star Mag	Star Temp	Nb Meas	Orbit	Prod. error
1	GOM_NL__2PRFIN20110711_000043_00000523104_00232_48953_4217.N1	11-JUL-2011 00:00:43	Dark	51.500	84	Alp Phe	2.3970	4500.0	103	48953	No
2	GOM_NL__2PRFIN20110711_000647_00000623104_00232_48953_4218.N1	11-JUL-2011 00:06:47	Straylight	61.500	63	Bet Gru	2.1500	2800.0	123	48953	No
3	GOM_NL__2PRFIN20110711_000829_00000483104_00232_48953_4219.N1	11-JUL-2011 00:08:29	Straylight	48.000	31	Alp Gru	1.7340	15200.	96	48953	No
4	GOM_NL__2PRFIN20110711_001138_00000533104_00232_48953_4220.N1	11-JUL-2011 00:11:38	Straylight	52.500	172	Gam Gru	3.0030	13100.	105	48953	No
5	GOM_NL__2PRFIN20110711_001850_00000523104_00232_48953_4221.N1	11-JUL-2011 00:18:50	Bright	52.000	103	38Zet Sgr	2.6000	9700.0	104	48953	No
6	GOM_NL__2PRFIN20110711_002122_00000423104_00232_48953_4222.N1	11-JUL-2011 00:21:22	Bright	41.500	155	41Pi Sgr	2.9000	6600.0	83	48953	No
7	GOM_NL__2PRFIN20110711_003222_00000413104_00232_48953_4223.N1	11-JUL-2011 00:32:22	Bright	41.000	168	17Zet Aql	2.9860	11000.	82	48953	No
8	GOM_NL__2PRFIN20110711_003925_00000393104_00232_48953_4224.N1	11-JUL-2011 00:39:25	Bright	39.000	5	3Alp Lyr	0.033000	11000.	78	48953	No
9	GOM_NL__2PRFIN20110711_004237_00000393104_00232_48953_4225.N1	11-JUL-2011 00:42:37	Bright	39.000	69	33Gam Dra	2.2310	3800.0	78	48953	No
10	GOM_NL__2PRFIN20110711_005010_00000453104_00232_48953_4226.N1	11-JUL-2011 00:50:10	Bright	44.500	89	5Alp Cep	2.4510	8000.0	89	48953	No
11	GOM_NL__2PRFIN20110711_005852_00000683104_00232_48953_4227.N1	11-JUL-2011 00:58:52	Bright	68.000	76	27Gam Cas	2.3000	30000.	136	48953	No
12	GOM_NL__2PRFIN20110711_010332_00000413104_00232_48953_4228.N1	11-JUL-2011 01:03:32	Bright	41.000	160	23Gam Per	2.9300	4700.0	82	48953	No
13	GOM_NL__2PRFIN20110711_010531_00000353104_00232_48953_4229.N1	11-JUL-2011 01:05:31	Bright	35.000	175	39Del Per	3.0100	19400.	70	48953	No
14	GOM_NL__2PRFIN20110711_010740_00000453104_00232_48953_4230.N1	11-JUL-2011 01:07:40	Bright	44.500	79	26Bet Per	2.3100	13100.	89	48953	No
15	GOM_NL__2PRFIN20110711_011024_00000453104_00232_48953_4231.N1	11-JUL-2011 01:10:24	Bright	44.500	150	44Zet Per	2.8900	28000.	89	48953	No
16	GOM_NL__2PRFIN20110711_011252_00000423104_00232_48953_4232.N1	11-JUL-2011 01:12:52	Twilight	42.000	146	25Eta Tau	2.8730	15200.	84	48953	No
17	GOM_NL__2PRFIN20110711_012018_00000523104_00232_48953_4233.N1	11-JUL-2011 01:20:18	Dark	52.000	94	92Alp Cet	2.5260	3100.0	104	48953	No
18	GOM_NL__2PRFIN20110711_012336_00000453104_00232_48953_4234.N1	11-JUL-2011 01:23:36	Dark	44.500	165	34Gam Eri	2.9500	3200.0	89	48953	No
19	GOM_NL__2PRFIN20110711_013224_00000393104_00232_48953_4235.N1	11-JUL-2011 01:32:24	Dark	39.000	157	The1Eri	2.9060	9300.0	78	48953	No
20	GOM_NL__2PRFIN20110711_013833_00000403104_00233_48954_4224.N1	11-JUL-2011 01:38:33	Dark	40.000	9	Alp Eri	0.45300	24000.	80	48954	No
21	GOM_NL__2PRFIN20110711_014058_00000523104_00233_48954_4225.N1	11-JUL-2011 01:40:58	Dark	52.000	84	Alp Phe	2.3970	4500.0	104	48954	No
22	GOM_NL__2PRFIN20110711_014701_00000643104_00233_48954_4226.N1	11-JUL-2011 01:47:01	Straylight	64.000	63	Bet Gru	2.1500	2800.0	128	48954	No
23	GOM_NL__2PRFIN20110711_014844_00000493104_00233_48954_4227.N1	11-JUL-2011 01:48:44	Straylight	48.500	31	Alp Gru	1.7340	15200.	97	48954	No
24	GOM_NL__2PRFIN20110711_015153_00000563104_00233_48954_4228.N1	11-JUL-2011 01:51:53	Straylight	56.000	172	Gam Gru	3.0030	13100.	112	48954	No
25	GOM_NL__2PRFIN20110711_015905_00000433104_00233_48954_4229.N1	11-JUL-2011 01:59:05	Bright	42.500	103	38Zet Sgr	2.6000	9700.0	85	48954	No
26	GOM_NL__2PRFIN20110711_020137_00000413104_00233_48954_4230.N1	11-JUL-2011 02:01:37	Bright	41.000	155	41Pi Sgr	2.9000	6600.0	82	48954	No
27	GOM_NL__2PRFIN20110711_021236_00000423104_00233_48954_4231.N1	11-JUL-2011 02:12:36	Bright	41.500	168	17Zet Aql	2.9860	11000.	83	48954	No
28	GOM_NL__2PRFIN20110711_021938_00000383104_00233_48954_4232.N1	11-JUL-2011 02:19:38	Bright	37.500	5	3Alp Lyr	0.033000	11000.	75	48954	No
29	GOM_NL__2PRFIN20110711_022250_00000393104_00233_48954_4233.N1	11-JUL-2011 02:22:50	Bright	38.500	69	33Gam Dra	2.2310	3800.0	77	48954	No
30	GOM_NL__2PRFIN20110711_023023_00000433104_00233_48954_4234.N1	11-JUL-2011 02:30:23	Bright	43.000	89	5Alp Cep	2.4510	8000.0	86	48954	No
31	GOM_NL__2PRFIN20110711_023905_00000683104_00233_48954_4235.N1	11-JUL-2011 02:39:05	Bright	68.000	76	27Gam Cas	2.3000	30000.	136	48954	No
32	GOM_NL__2PRFIN20110711_024346_00000463104_00233_48954_4236.N1	11-JUL-2011 02:43:46	Bright	46.000	160	23Gam Per	2.9300	4700.0	92	48954	No
33	GOM_NL__2PRFIN20110711_024545_00000363104_00233_48954_4237.N1	11-JUL-2011 02:45:45	Bright	36.000	175	39Del Per	3.0100	19400.	72	48954	No
34	GOM_NL__2PRFIN20110711_024754_00000443104_00233_48954_4238.N1	11-JUL-2011 02:47:54	Bright	43.500	79	26Bet Per	2.3100	13100.	87	48954	No
35	GOM_NL__2PRFIN20110711_025038_00000443104_00233_48954_4239.N1	11-JUL-2011 02:50:38	Bright	44.000	150	44Zet Per	2.8900	28000.	88	48954	No
36	GOM_NL__2PRFIN20110711_025306_00000443104_00233_48954_4240.N1	11-JUL-2011 02:53:06	Twilight	44.000	146	25Eta Tau	2.8730	15200.	88	48954	No
37	GOM_NL__2PRFIN20110711_030033_00000553104_00233_48954_4241.N1	11-JUL-2011 03:00:33	Dark	55.000	94	92Alp Cet	2.5260	3100.0	110	48954	No
38	GOM_NL__2PRFIN20110711_030350_00000453104_00233_48954_4242.N1	11-JUL-2011 03:03:50	Dark	44.500	165	34Gam Eri	2.9500	3200.0	89	48954	No
39	GOM_NL__2PRFIN20110711_031238_00000413104_00233_48954_4243.N1	11-JUL-2011 03:12:38	Dark	41.000	157	The1Eri	2.9060	9300.0	82	48954	No
40	GOM_NL__2PRFIN20110711_031848_00000523104_00234_48955_4232.N1	11-JUL-2011 03:18:48	Dark	52.000	9	Alp Eri	0.45300	24000.	104	48955	No
41	GOM_NL__2PRFIN20110711_032113_00000533104_00234_48955_4233.N1	11-JUL-2011 03:21:13	Dark	52.500	84	Alp Phe	2.3970	4500.0	105	48955	No
42	GOM_NL__2PRFIN20110711_032716_00000633104_00234_48955_4234.N1	11-JUL-2011 03:27:16	Straylight	63.000	63	Bet Gru	2.1500	2800.0	126	48955	No







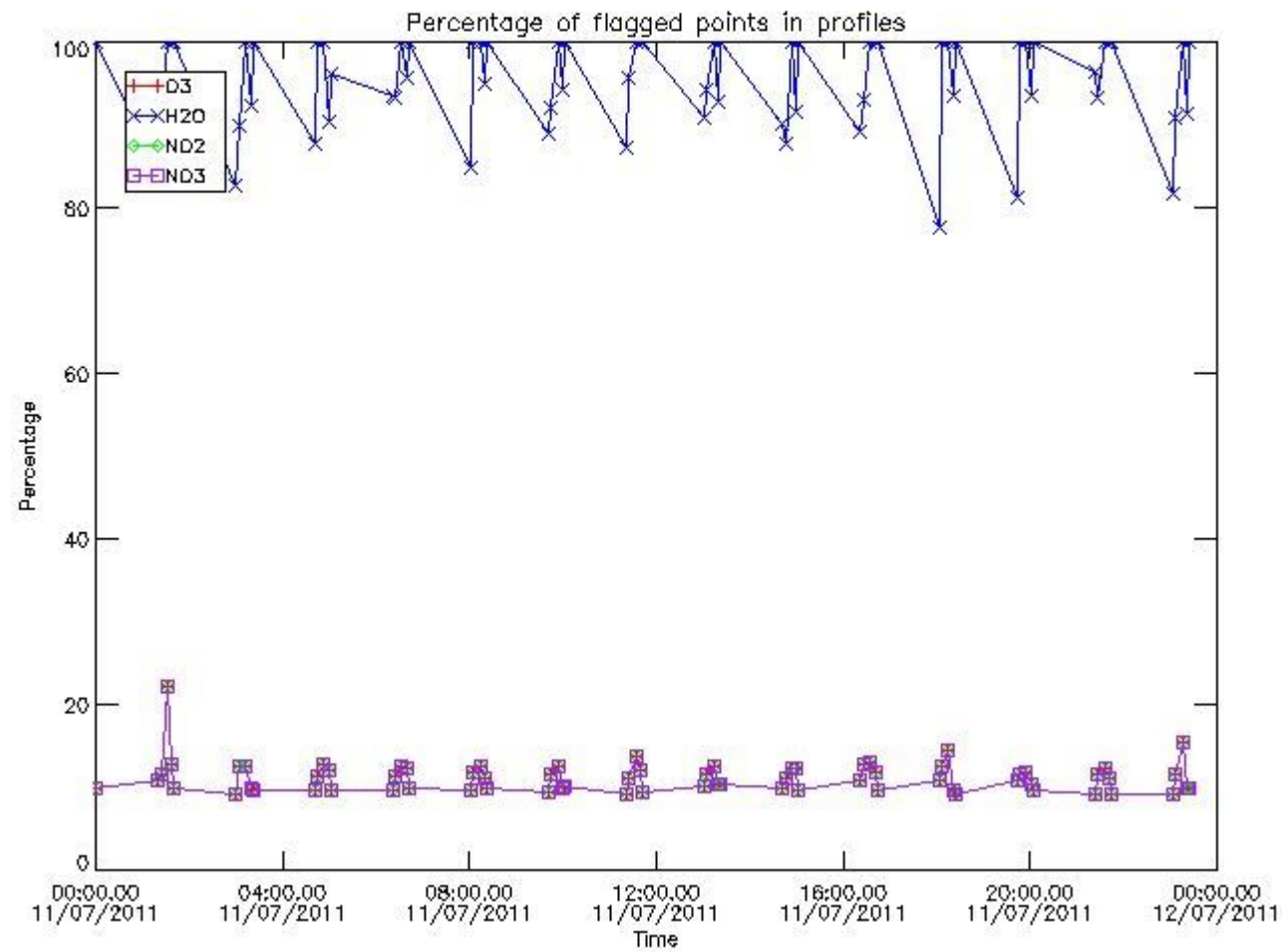


279	GOM_NL__2PRFIN20110711_232143_000000523104_00246_48967_4644.N1	11-JUL-2011 23:21:43	Dark	52.000	9	Alp Eri	0.45300	24000.	104	48967	No
280	GOM_NL__2PRFIN20110711_232414_000000523104_00246_48967_4645.N1	11-JUL-2011 23:24:14	Dark	52.000	84	Alp Phe	2.3970	4500.0	104	48967	No
281	GOM_NL__2PRFIN20110711_233015_000000623104_00246_48967_4646.N1	11-JUL-2011 23:30:15	Straylight	62.000	63	Bet Gru	2.1500	2800.0	124	48967	No
282	GOM_NL__2PRFIN20110711_233155_000000543104_00246_48967_4647.N1	11-JUL-2011 23:31:55	Straylight	54.000	31	Alp Gru	1.7340	15200.	108	48967	No
283	GOM_NL__2PRFIN20110711_233505_000000543104_00246_48967_4648.N1	11-JUL-2011 23:35:05	Straylight	53.500	172	Gam Gru	3.0030	13100.	107	48967	No
284	GOM_NL__2PRFIN20110711_234209_000000423104_00246_48967_4649.N1	11-JUL-2011 23:42:09	Bright	41.500	103	38Zet Sgr	2.6000	9700.0	83	48967	No
285	GOM_NL__2PRFIN20110711_234441_000000413104_00246_48967_4650.N1	11-JUL-2011 23:44:41	Bright	40.500	155	41Pi Sgr	2.9000	6600.0	81	48967	No
286	GOM_NL__2PRFIN20110711_235535_000000423104_00246_48967_4651.N1	11-JUL-2011 23:55:35	Bright	42.000	168	17Zet Aql	2.9860	11000.	84	48967	No

### 3. Quality information per product

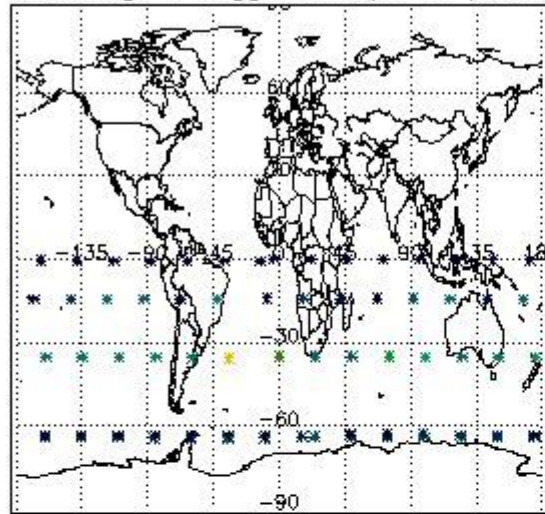
In this section it is plotted some information contained in the Quality Summary data set of the level 2 products. Only products in dark limb conditions and without errors (error flag in the MPH set to "0") are used.

#### 3.1 Plot quality information per product (time dependant)

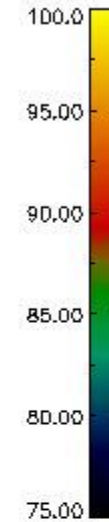
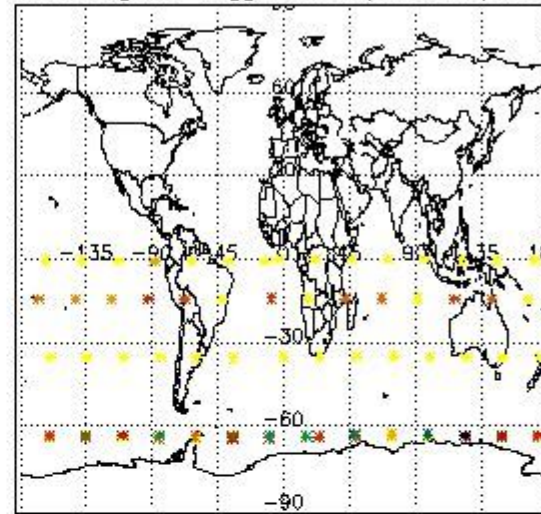


#### 3.2 Plot quality information per product (world map)

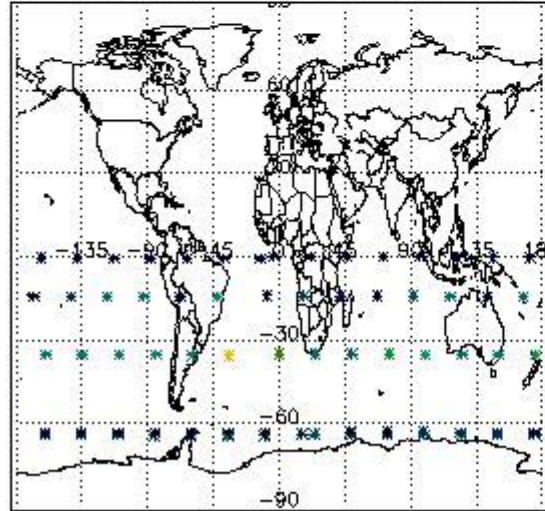
Percentage of flagged data per O3 profile



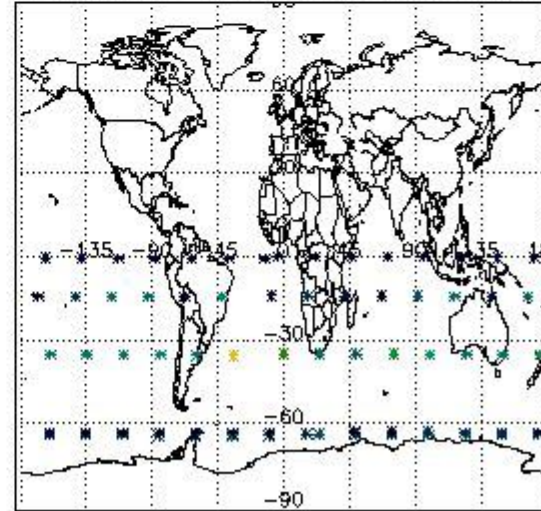
Percentage of flagged data per H2O profile



Percentage of flagged data per NO2 profile



Percentage of flagged data per NO3 profile



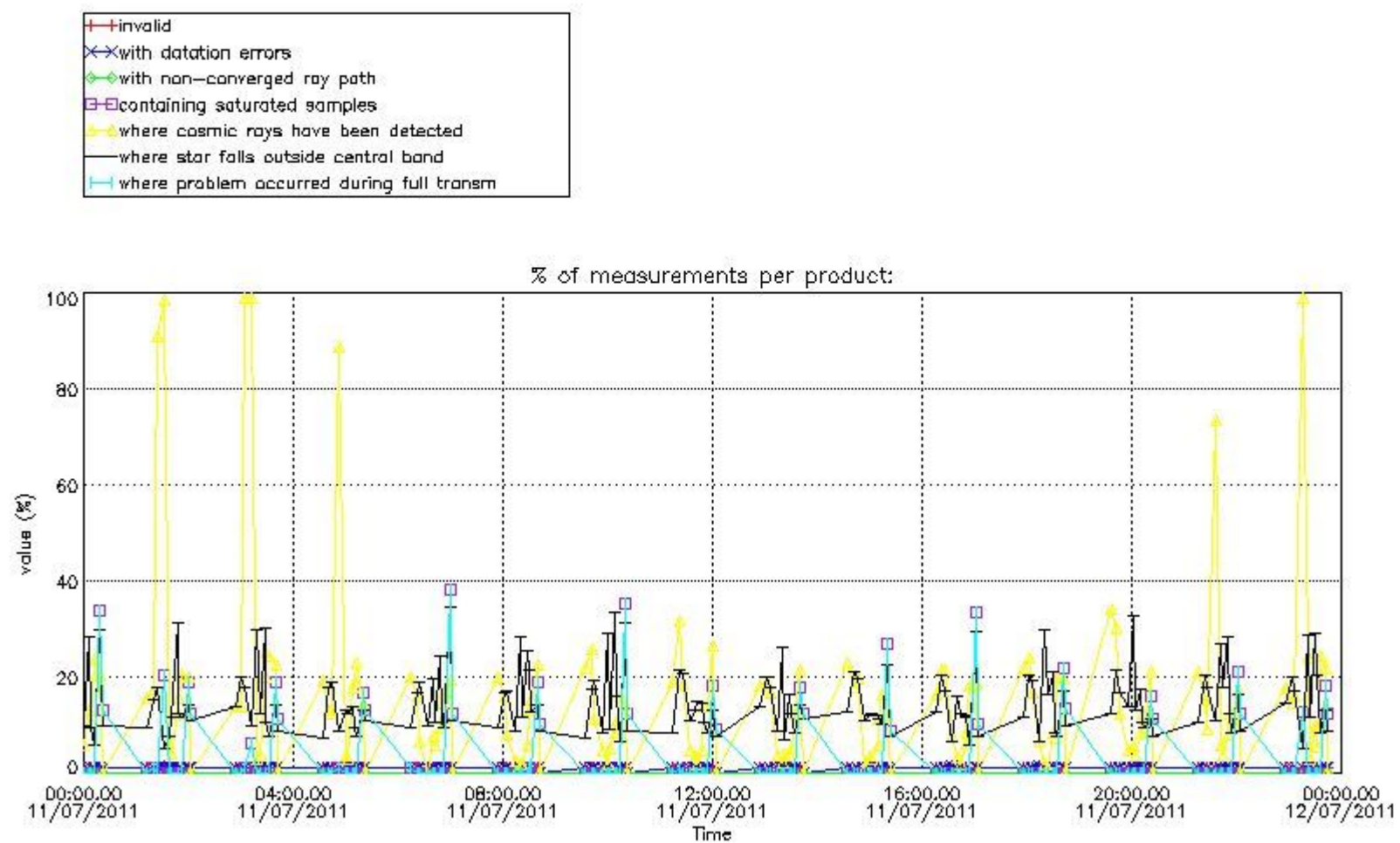
#### 4. Level 1 quality information per product

In this section it is plotted some information contained in the Quality Summary data set of the level 2 products that comes from the level 1b processing. Products without errors (error flag in the MPH set to "0") are used.

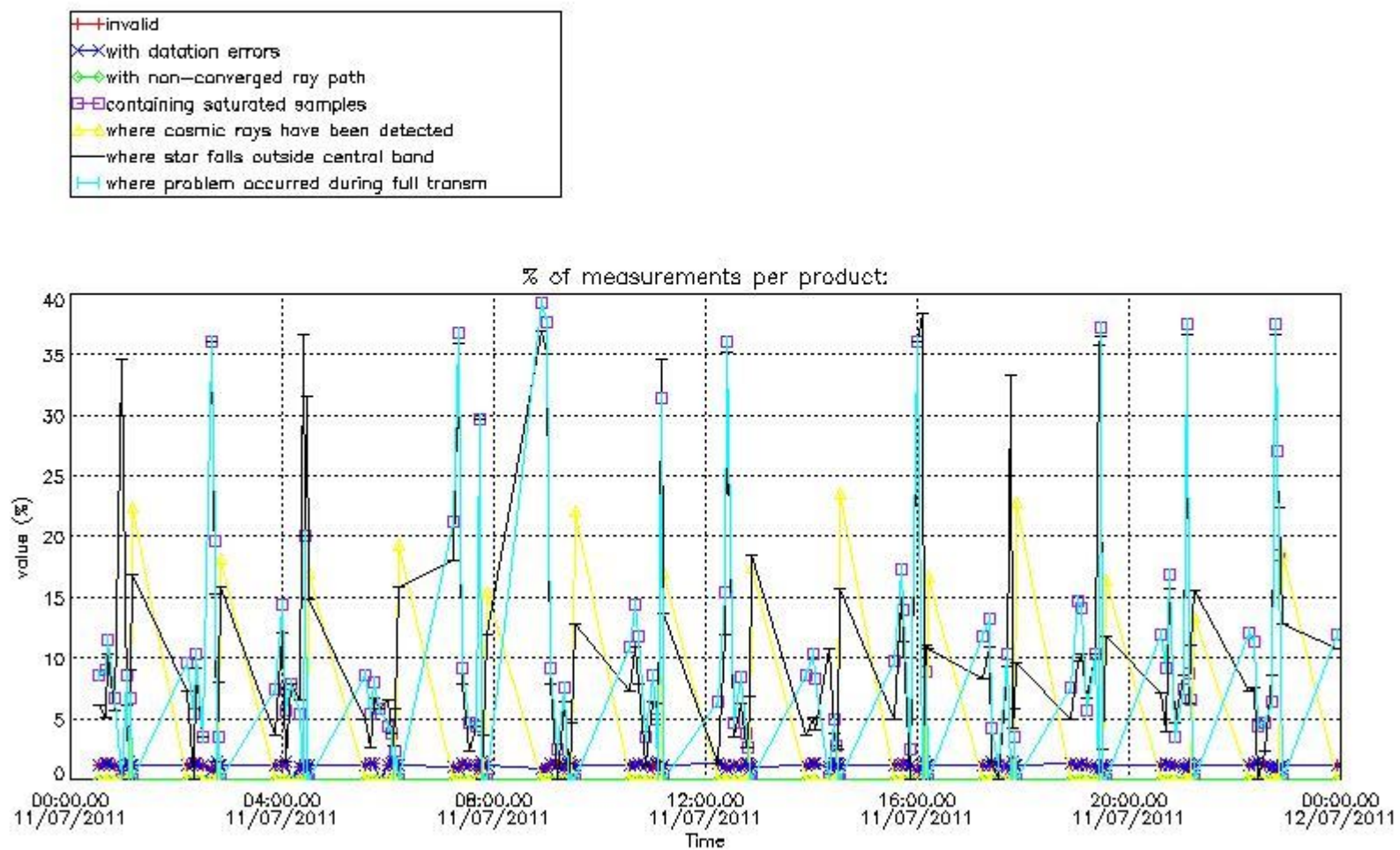
##### 4.1 Plot quality information per product (time dependant) coming from level 1b processing

###### 4.1.1 Plot level 1 quality information per product (time dependant): ENVISAT ASCENDING passes





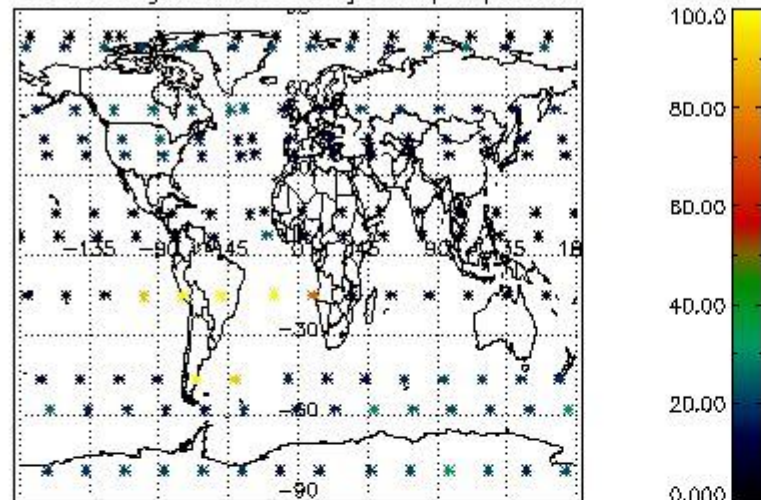
4.1.2 Plot level 1 quality information per product (time dependant): ENVISAT DESCENDING passes



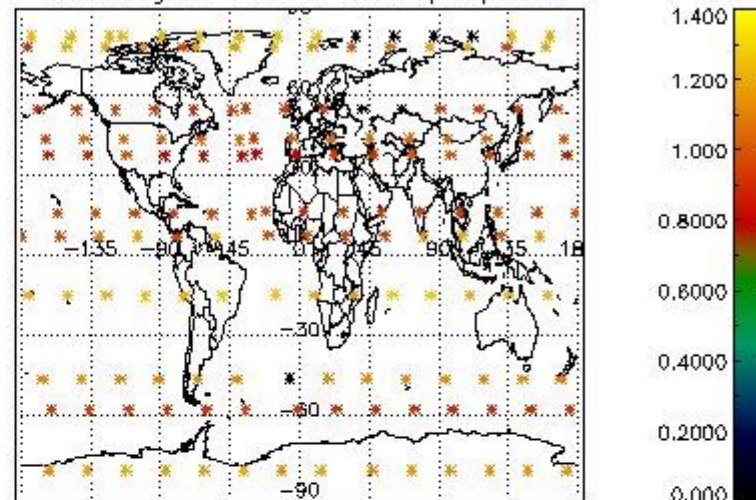
4.2 Plot quality information per product coming from level 1b processing (world map)

4.2.1 Plot level 1 quality information per product (world map): ENVISAT ASCENDING passes

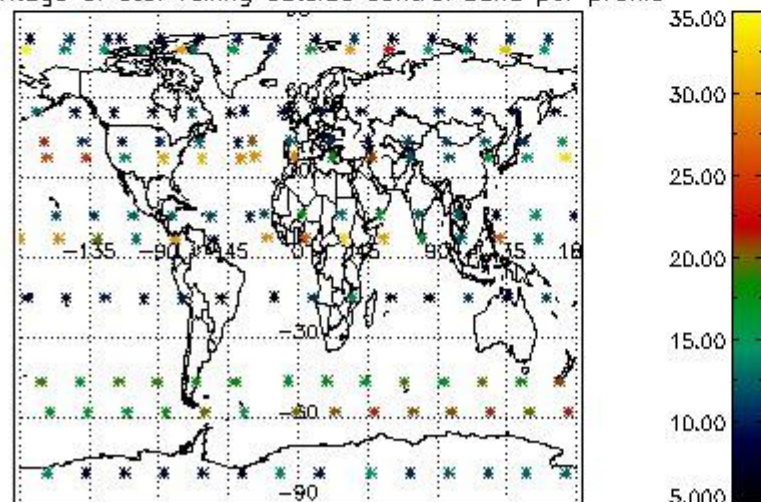
Percentage of cosmic ray hits per profile



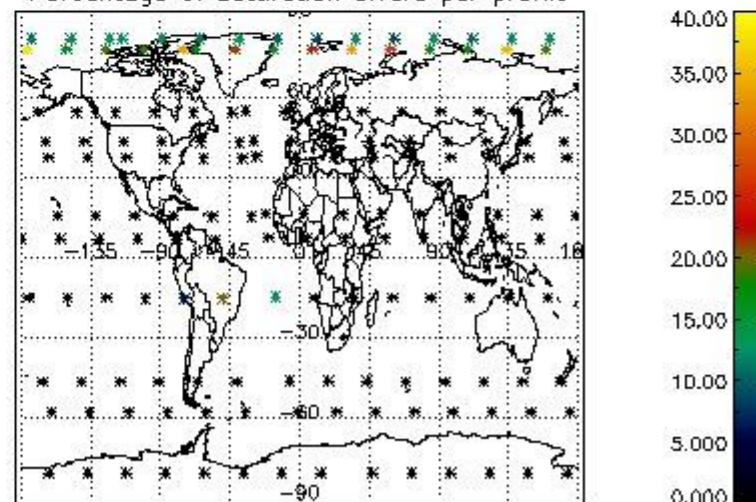
Percentage of datation errors per profile



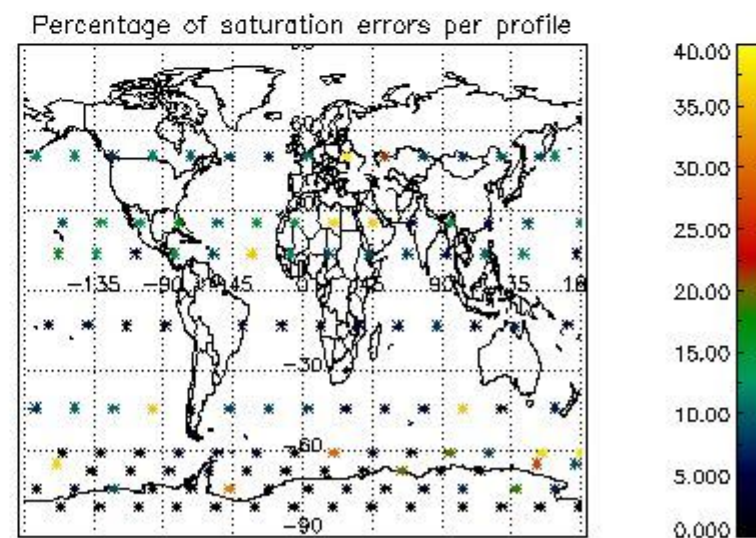
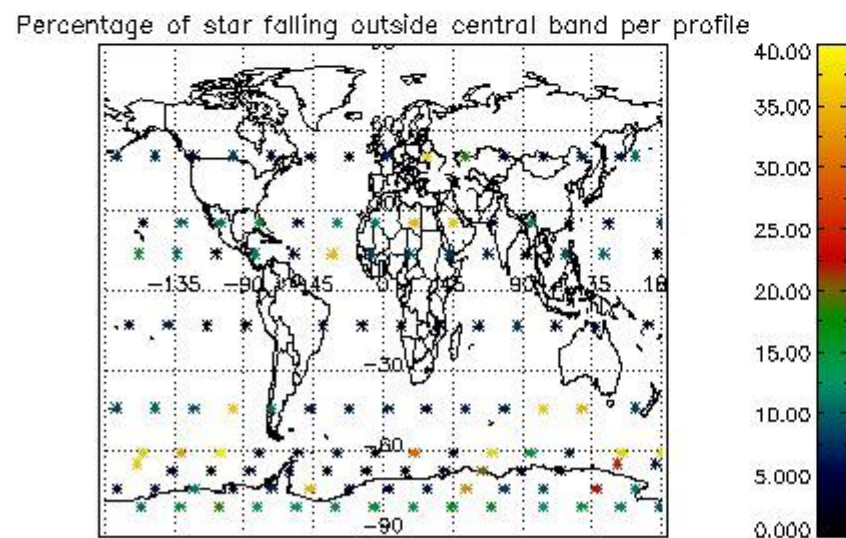
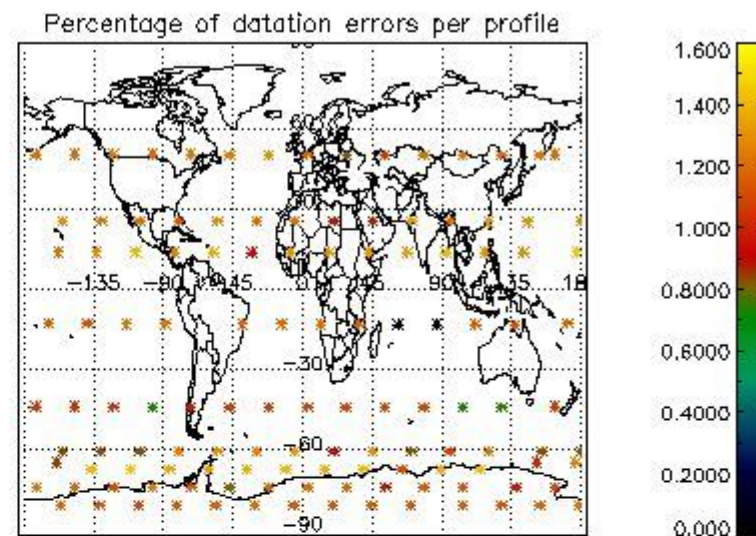
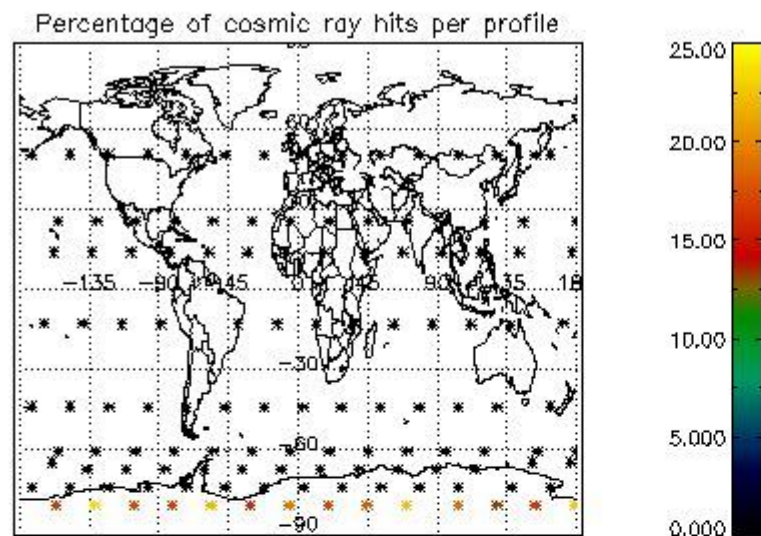
Percentage of star falling outside central band per profile



Percentage of saturation errors per profile



4.2.2 Plot level 1 quality information per product (world map): ENVISAT DESCENDING passes



## 5. Trace gas profiles

### 5.1 Ozone statistics based on quality of products

The final quality of the products can be "measured" using the STD (Standard Deviation) attached to every point profile. This information is written to the parameter GOM\_NL\_\_2P/NL\_LOCAL\_SPECIES\_DENSITY/o3\_std of the level 2 products. The table below shows the statistics for given STD ranges.

The statistics are given with respect to the overall valid production:

- Products without fatal errors: GOM\_NL\_\_2P/MPH/PRODUCT\_ERR=0
- Valid point profile: GOM\_NL\_\_2P/NL\_LOCAL\_SPECIES\_DENSITY/pcd(0)=0

The 'Criteria' is applied to valid points of dark limb products:

- Products in dark limb illumination condition: GOM\_NL\_\_2P/NL\_SUMMARY\_QUALITY/obs\_ill\_cond=0
- Products without fatal errors: GOM\_NL\_\_2P/MPH/PRODUCT\_ERR=0
- Valid point profile: GOM\_NL\_\_2P/NL\_LOCAL\_SPECIES\_DENSITY/pcd(0)=0

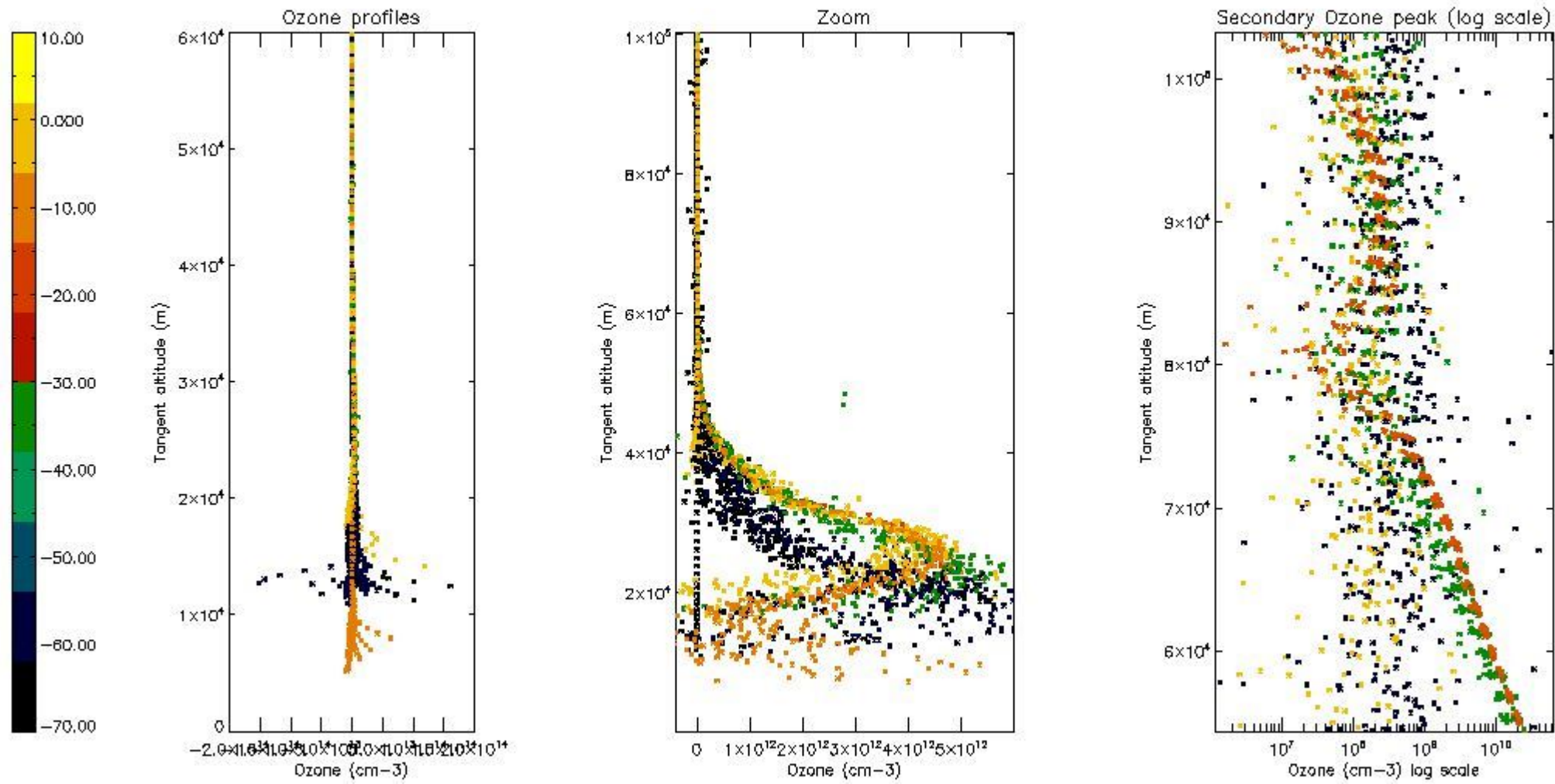
So, the table below shows the percentage of dark limb and valid observations for each criteria with respect to the overall valid daily observations.

Criteria	% of total production
All STD	26
STD < 20	9

STD < 10	5
STD < 5	3

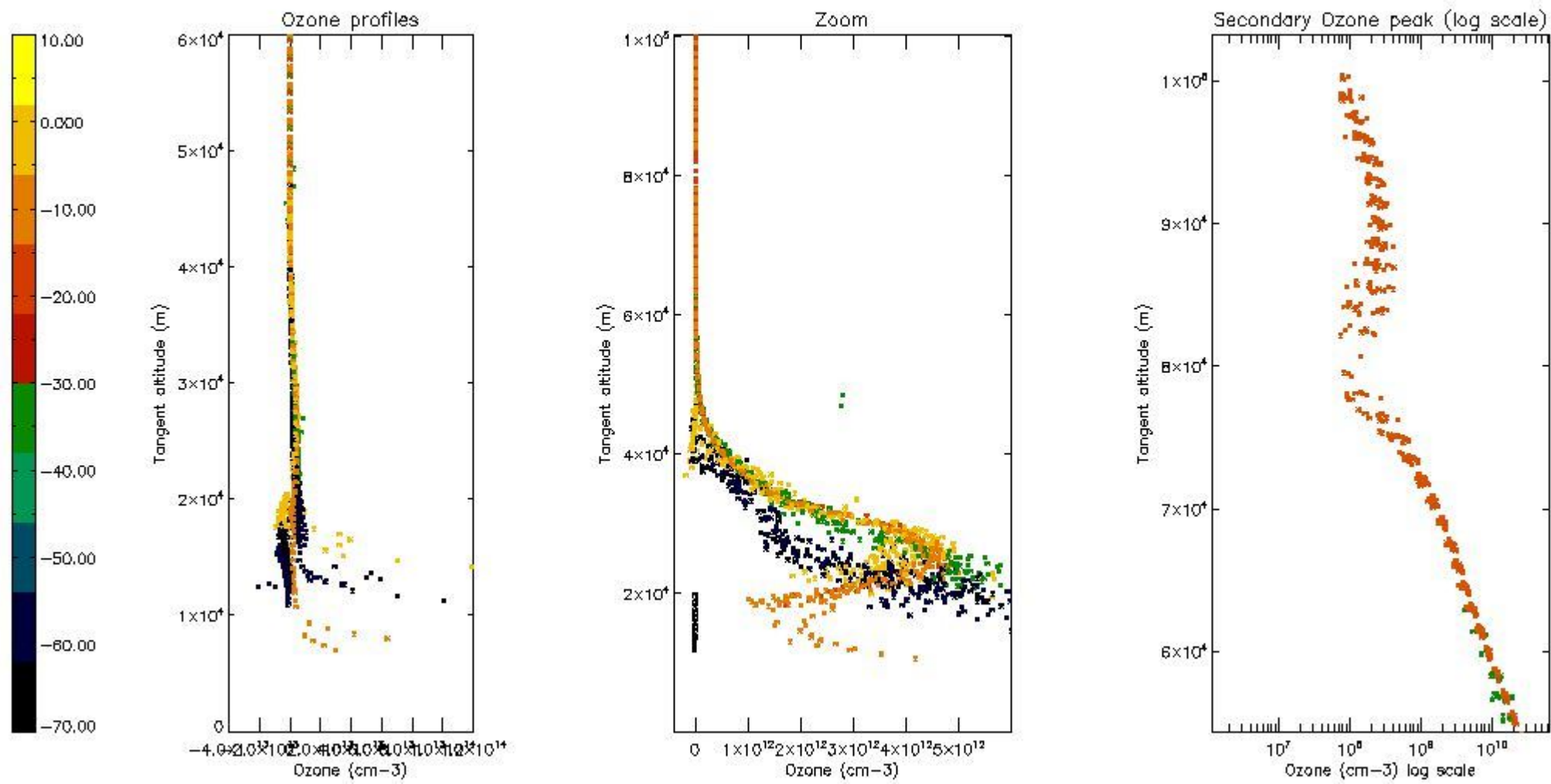
5.2 Plot ozone profiles for all STD (dark without errors)

The colorbar represents the latitude.



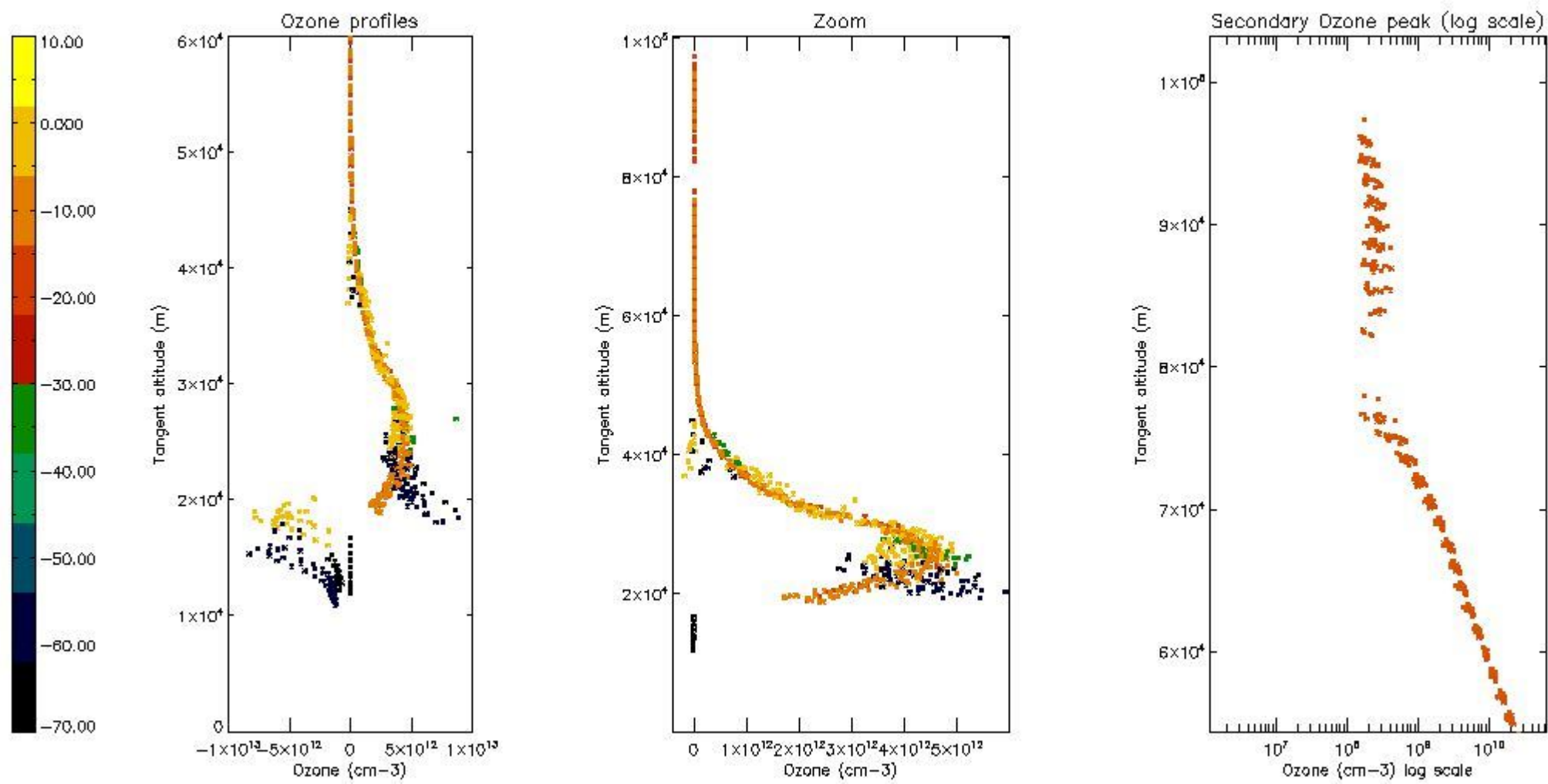
5.3 Plot ozone profiles where STD < 20% (dark without errors)

The colorbar represents the latitude.



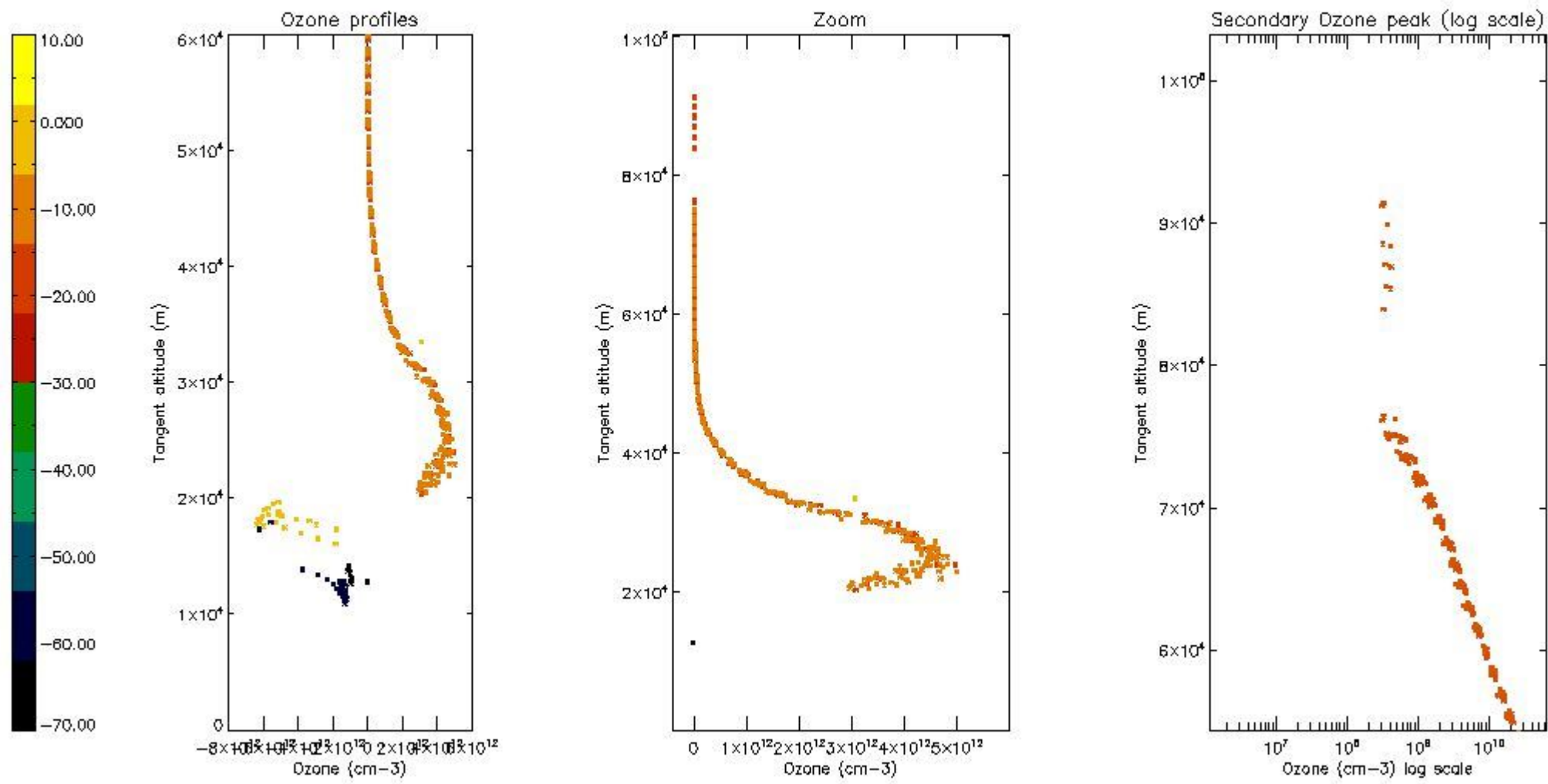
*5.4 Plot ozone profiles where  $STD < 10\%$  (dark without errors)*

The colorbar represents the latitude.



*5.5 Plot ozone profiles where STD < 5% (dark without errors)*

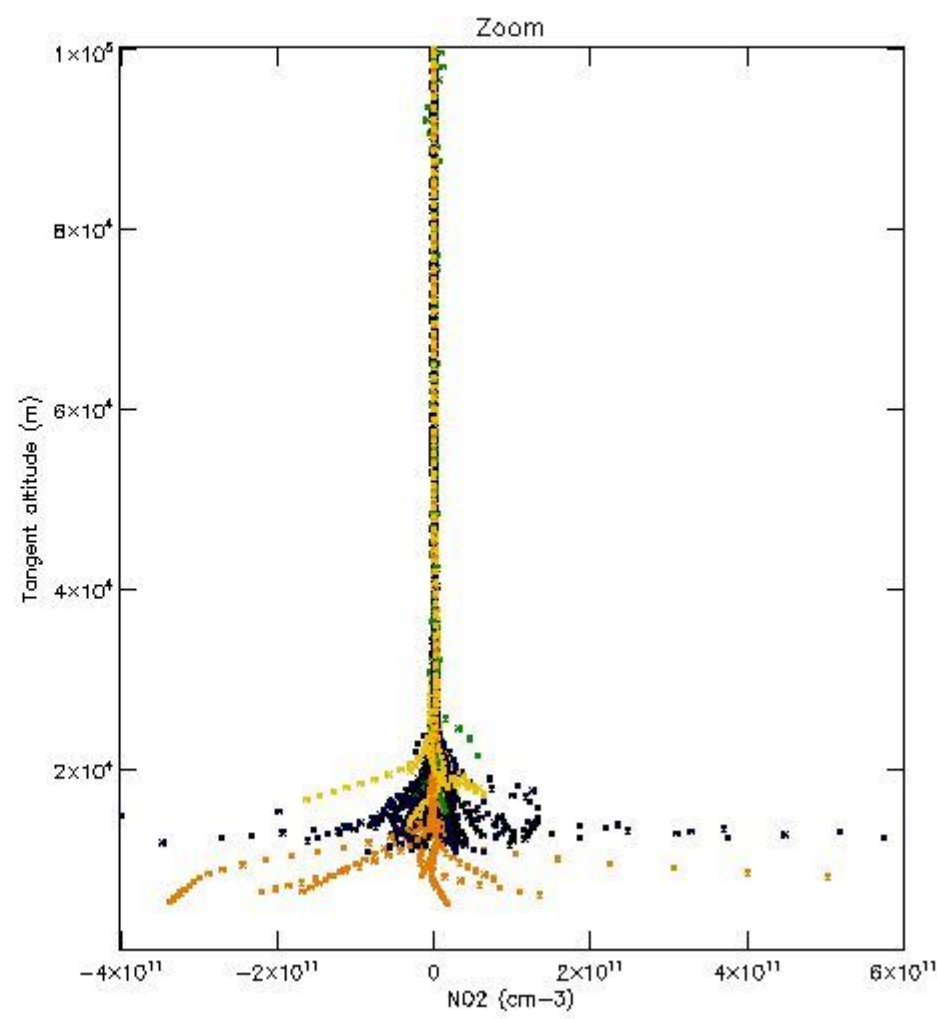
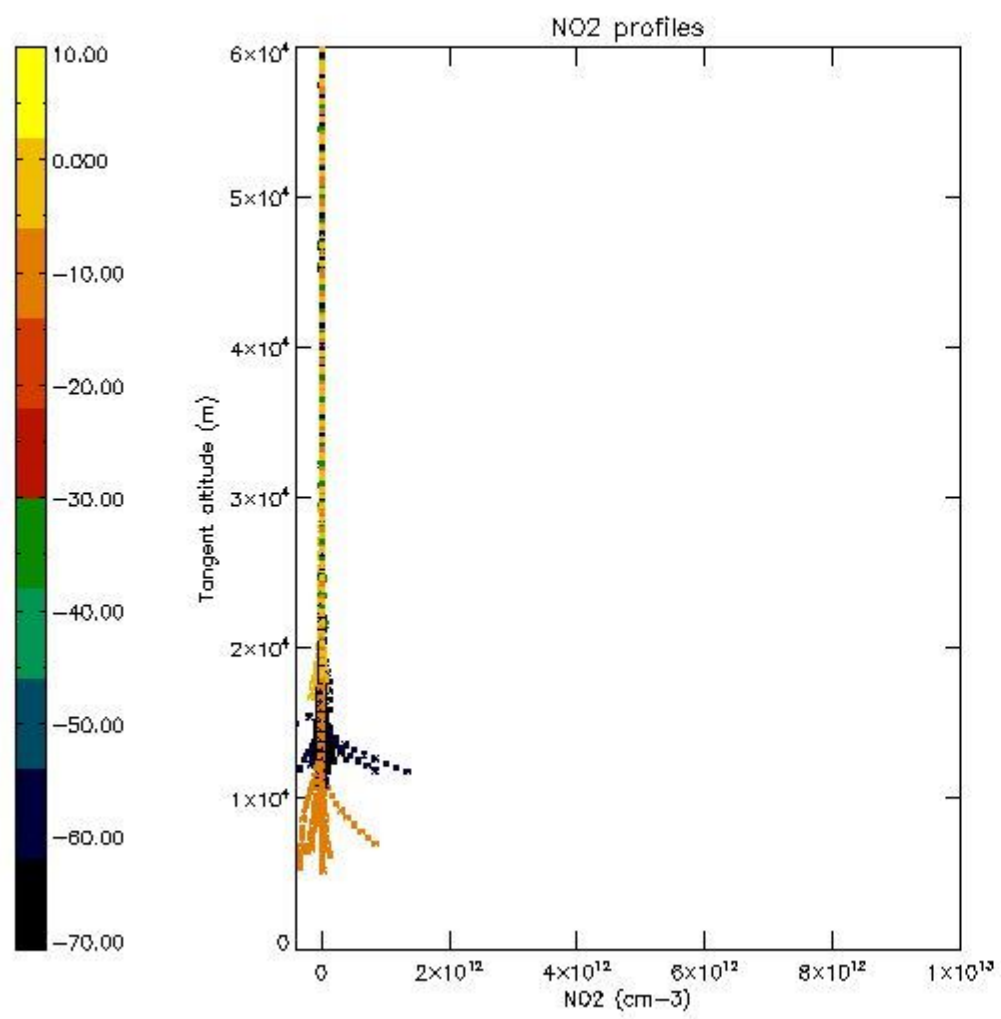
The colorbar represents the latitude.



*5.6 Plot NO<sub>2</sub> profiles for all STD (dark without errors)*

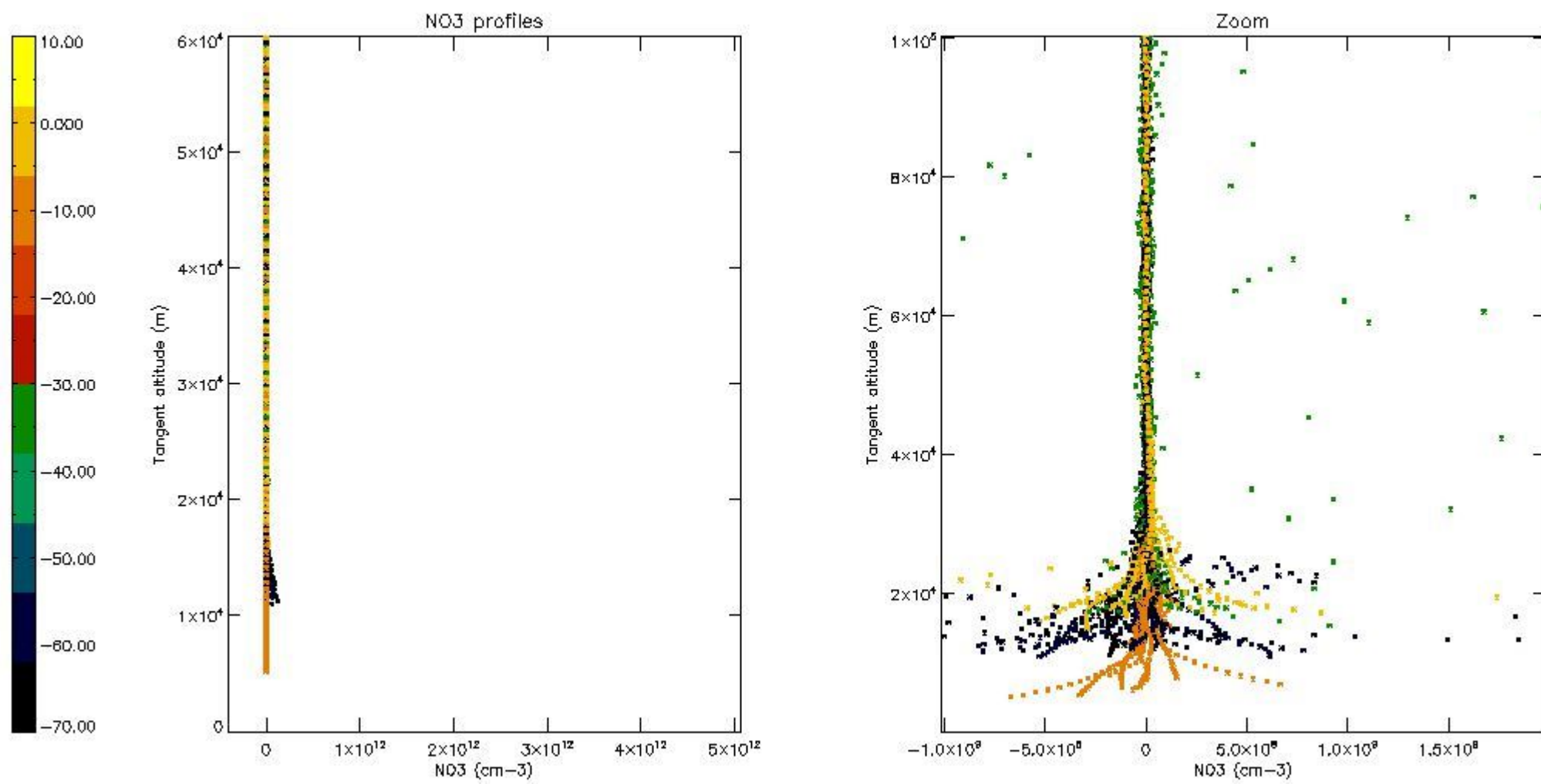
The colorbar represents the latitude.





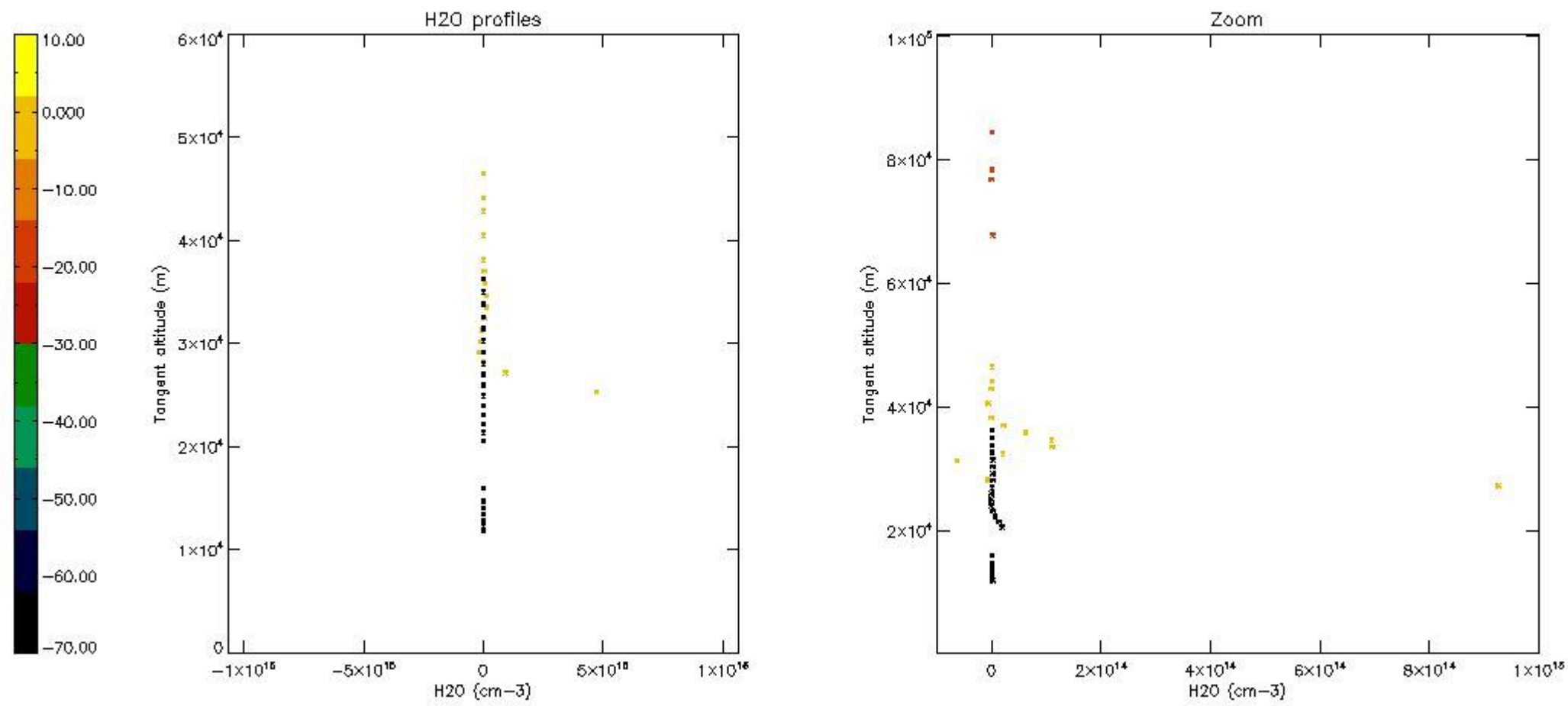
*5.7 Plot NO3 profiles for all STD (dark without errors)*

The colorbar represents the latitude.



5.8 Plot H2O profiles for all STD (only for occultations of stars 1,2,3,4,13,14,16,26,63 dark without errors)

The colorbar represents the latitude.



## 6. Auxiliary Data Files used for the production reported in section 2

The number reported in the third column indicates since which file (see list in section 2) the corresponding auxiliary file has been used. The fourth column is the date of those product files.

Type	Auxiliary Filename	Used since product	Used since product date
INST_PHYS_CHARACTERISTICS	GOM_INS_AXVIEC20091111_143220_20030716_120000_20500101_000000	1	11-JUL-2011 00:00:43
LEVEL-2_PROC_CONFIG	GOM_PR2_AXVIEC20091111_152718_20020301_000000_20500101_000000	1	11-JUL-2011 00:00:43
CROSS_SECTIONS_FILE	GOM_CRS_AXVIEC20091111_154832_20020301_000000_20500101_000000	1	11-JUL-2011 00:00:43

# GOMOS Level 2 Daily Report

## SUMMARY

### [1. General Info](#)

### [2. Summary of processed GOM\\_NL\\_2P products](#)

### [3. Level 2 Quality information per product](#)

#### [3.1 Plot of level 2 quality information per product \(time dependant\)](#)

#### [3.2 Plot of level 2 quality information per product \(world map\)](#)

### [4. Level 1 Quality information per product \(stored on level 2 products\)](#)

#### [4.1 Plot of level 1 quality information per product \(time dependant\)](#)

##### [4.1.1 Plot of level 1 quality information per product \(time dependant\): ASCENDING](#)

##### [4.1.2 Plot of level 1 quality information per product \(time dependant\): DESCENDING](#)

#### [4.2 Plot of level 1 quality information per product \(world map\)](#)

##### [4.2.1 Plot of level 1 quality information per product \(world map\): ASCENDING](#)

##### [4.2.2 Plot of level 1 quality information per product \(world map\): DESCENDING](#)

### [5. Ozone profiles based on quality statistics and other trace gas profiles](#)

#### [5.1 Ozone statistics based on quality of products](#)

#### [5.2 Plot ozone profiles for all STD \(dark without errors\)](#)

#### [5.3 Plot ozone profiles where STD < 20% \(dark without errors\)](#)

#### [5.4. Plot ozone profiles where STD < 10% \(dark without errors\)](#)

#### [5.5. Plot ozone profiles where STD < 5% \(dark without errors\)](#)

#### [5.6 Plot NO2 profiles for all STD \(dark without errors\)](#)

#### [5.7 Plot NO3 profiles for all STD \(dark without errors\)](#)

#### [5.8 Plot H2O profiles \(only for occultations of stars 1,2,3,4,13,14,16,26,63 dark without errors\) for all STD](#)

### [6. Auxiliary Data Files used for the production reported in section 2](#)

This report presents the daily analysis on parameters extracted from GOMOS level 2 data (GOM\_NL\_\_2P). It is intended to monitor some important parameters that will impact the quality of these products. A list of level 2 products (and content) that have arrived during the reporting day to the PCF is also given.

Item	Value
Time of report generation	24APR2013 15:39:56
Data source version	GOMOS/6.01
Start time of products	11-07-2011 (11JUL2011 00:00:00)
Stop time of products	12-07-2011 (12JUL2011 00:00:00)
Store outputs in DB	Yes
Nb of level 2 prods	286
Nb of prods with errors	0

## 2. Summary of processed GOM\_NL\_\_2P products.

Nr	Filename	UTC Start time	Limb	Duration	Star Id	Star Name	Star Mag	Star Temp	Nb Meas	Orbit	Prod. error
1	GOM_NL__2PRFIN20110711_000043_00000523104_00232_48953_4217.N1	11-JUL-2011 00:00:43	Dark	51.500	84	Alp Phe	2.3970	4500.0	103	48953	No
2	GOM_NL__2PRFIN20110711_000647_00000623104_00232_48953_4218.N1	11-JUL-2011 00:06:47	Straylight	61.500	63	Bet Gru	2.1500	2800.0	123	48953	No
3	GOM_NL__2PRFIN20110711_000829_00000483104_00232_48953_4219.N1	11-JUL-2011 00:08:29	Straylight	48.000	31	Alp Gru	1.7340	15200.	96	48953	No
4	GOM_NL__2PRFIN20110711_001138_00000533104_00232_48953_4220.N1	11-JUL-2011 00:11:38	Straylight	52.500	172	Gam Gru	3.0030	13100.	105	48953	No
5	GOM_NL__2PRFIN20110711_001850_00000523104_00232_48953_4221.N1	11-JUL-2011 00:18:50	Bright	52.000	103	38Zet Sgr	2.6000	9700.0	104	48953	No
6	GOM_NL__2PRFIN20110711_002122_00000423104_00232_48953_4222.N1	11-JUL-2011 00:21:22	Bright	41.500	155	41Pi Sgr	2.9000	6600.0	83	48953	No
7	GOM_NL__2PRFIN20110711_003222_00000413104_00232_48953_4223.N1	11-JUL-2011 00:32:22	Bright	41.000	168	17Zet Aql	2.9860	11000.	82	48953	No
8	GOM_NL__2PRFIN20110711_003925_00000393104_00232_48953_4224.N1	11-JUL-2011 00:39:25	Bright	39.000	5	3Alp Lyr	0.033000	11000.	78	48953	No
9	GOM_NL__2PRFIN20110711_004237_00000393104_00232_48953_4225.N1	11-JUL-2011 00:42:37	Bright	39.000	69	33Gam Dra	2.2310	3800.0	78	48953	No
10	GOM_NL__2PRFIN20110711_005010_00000453104_00232_48953_4226.N1	11-JUL-2011 00:50:10	Bright	44.500	89	5Alp Cep	2.4510	8000.0	89	48953	No
11	GOM_NL__2PRFIN20110711_005852_00000683104_00232_48953_4227.N1	11-JUL-2011 00:58:52	Bright	68.000	76	27Gam Cas	2.3000	30000.	136	48953	No
12	GOM_NL__2PRFIN20110711_010332_00000413104_00232_48953_4228.N1	11-JUL-2011 01:03:32	Bright	41.000	160	23Gam Per	2.9300	4700.0	82	48953	No
13	GOM_NL__2PRFIN20110711_010531_00000353104_00232_48953_4229.N1	11-JUL-2011 01:05:31	Bright	35.000	175	39Del Per	3.0100	19400.	70	48953	No
14	GOM_NL__2PRFIN20110711_010740_00000453104_00232_48953_4230.N1	11-JUL-2011 01:07:40	Bright	44.500	79	26Bet Per	2.3100	13100.	89	48953	No
15	GOM_NL__2PRFIN20110711_011024_00000453104_00232_48953_4231.N1	11-JUL-2011 01:10:24	Bright	44.500	150	44Zet Per	2.8900	28000.	89	48953	No
16	GOM_NL__2PRFIN20110711_011252_00000423104_00232_48953_4232.N1	11-JUL-2011 01:12:52	Twilight	42.000	146	25Eta Tau	2.8730	15200.	84	48953	No
17	GOM_NL__2PRFIN20110711_012018_00000523104_00232_48953_4233.N1	11-JUL-2011 01:20:18	Dark	52.000	94	92Alp Cet	2.5260	3100.0	104	48953	No
18	GOM_NL__2PRFIN20110711_012336_00000453104_00232_48953_4234.N1	11-JUL-2011 01:23:36	Dark	44.500	165	34Gam Eri	2.9500	3200.0	89	48953	No
19	GOM_NL__2PRFIN20110711_013224_00000393104_00232_48953_4235.N1	11-JUL-2011 01:32:24	Dark	39.000	157	The1Eri	2.9060	9300.0	78	48953	No
20	GOM_NL__2PRFIN20110711_013833_00000403104_00233_48954_4224.N1	11-JUL-2011 01:38:33	Dark	40.000	9	Alp Eri	0.45300	24000.	80	48954	No
21	GOM_NL__2PRFIN20110711_014058_00000523104_00233_48954_4225.N1	11-JUL-2011 01:40:58	Dark	52.000	84	Alp Phe	2.3970	4500.0	104	48954	No
22	GOM_NL__2PRFIN20110711_014701_00000643104_00233_48954_4226.N1	11-JUL-2011 01:47:01	Straylight	64.000	63	Bet Gru	2.1500	2800.0	128	48954	No
23	GOM_NL__2PRFIN20110711_014844_00000493104_00233_48954_4227.N1	11-JUL-2011 01:48:44	Straylight	48.500	31	Alp Gru	1.7340	15200.	97	48954	No
24	GOM_NL__2PRFIN20110711_015153_00000563104_00233_48954_4228.N1	11-JUL-2011 01:51:53	Straylight	56.000	172	Gam Gru	3.0030	13100.	112	48954	No
25	GOM_NL__2PRFIN20110711_015905_00000433104_00233_48954_4229.N1	11-JUL-2011 01:59:05	Bright	42.500	103	38Zet Sgr	2.6000	9700.0	85	48954	No
26	GOM_NL__2PRFIN20110711_020137_00000413104_00233_48954_4230.N1	11-JUL-2011 02:01:37	Bright	41.000	155	41Pi Sgr	2.9000	6600.0	82	48954	No
27	GOM_NL__2PRFIN20110711_021236_00000423104_00233_48954_4231.N1	11-JUL-2011 02:12:36	Bright	41.500	168	17Zet Aql	2.9860	11000.	83	48954	No
28	GOM_NL__2PRFIN20110711_021938_00000383104_00233_48954_4232.N1	11-JUL-2011 02:19:38	Bright	37.500	5	3Alp Lyr	0.033000	11000.	75	48954	No
29	GOM_NL__2PRFIN20110711_022250_00000393104_00233_48954_4233.N1	11-JUL-2011 02:22:50	Bright	38.500	69	33Gam Dra	2.2310	3800.0	77	48954	No
30	GOM_NL__2PRFIN20110711_023023_00000433104_00233_48954_4234.N1	11-JUL-2011 02:30:23	Bright	43.000	89	5Alp Cep	2.4510	8000.0	86	48954	No
31	GOM_NL__2PRFIN20110711_023905_00000683104_00233_48954_4235.N1	11-JUL-2011 02:39:05	Bright	68.000	76	27Gam Cas	2.3000	30000.	136	48954	No
32	GOM_NL__2PRFIN20110711_024346_00000463104_00233_48954_4236.N1	11-JUL-2011 02:43:46	Bright	46.000	160	23Gam Per	2.9300	4700.0	92	48954	No
33	GOM_NL__2PRFIN20110711_024545_00000363104_00233_48954_4237.N1	11-JUL-2011 02:45:45	Bright	36.000	175	39Del Per	3.0100	19400.	72	48954	No
34	GOM_NL__2PRFIN20110711_024754_00000443104_00233_48954_4238.N1	11-JUL-2011 02:47:54	Bright	43.500	79	26Bet Per	2.3100	13100.	87	48954	No
35	GOM_NL__2PRFIN20110711_025038_00000443104_00233_48954_4239.N1	11-JUL-2011 02:50:38	Bright	44.000	150	44Zet Per	2.8900	28000.	88	48954	No
36	GOM_NL__2PRFIN20110711_025306_00000443104_00233_48954_4240.N1	11-JUL-2011 02:53:06	Twilight	44.000	146	25Eta Tau	2.8730	15200.	88	48954	No
37	GOM_NL__2PRFIN20110711_030033_00000553104_00233_48954_4241.N1	11-JUL-2011 03:00:33	Dark	55.000	94	92Alp Cet	2.5260	3100.0	110	48954	No
38	GOM_NL__2PRFIN20110711_030350_00000453104_00233_48954_4242.N1	11-JUL-2011 03:03:50	Dark	44.500	165	34Gam Eri	2.9500	3200.0	89	48954	No
39	GOM_NL__2PRFIN20110711_031238_00000413104_00233_48954_4243.N1	11-JUL-2011 03:12:38	Dark	41.000	157	The1Eri	2.9060	9300.0	82	48954	No
40	GOM_NL__2PRFIN20110711_031848_00000523104_00234_48955_4232.N1	11-JUL-2011 03:18:48	Dark	52.000	9	Alp Eri	0.45300	24000.	104	48955	No
41	GOM_NL__2PRFIN20110711_032113_00000533104_00234_48955_4233.N1	11-JUL-2011 03:21:13	Dark	52.500	84	Alp Phe	2.3970	4500.0	105	48955	No
42	GOM_NL__2PRFIN20110711_032716_00000633104_00234_48955_4234.N1	11-JUL-2011 03:27:16	Straylight	63.000	63	Bet Gru	2.1500	2800.0	126	48955	No

43	GOM_NL__2PRFIN20110711_032859_000000483104_00234_48955_4235.N1	11-JUL-2011 03:28:59	Straylight	48.000	31	Alp Gru	1.7340	15200.	96	48955	No
44	GOM_NL__2PRFIN20110711_033208_000000543104_00234_48955_4236.N1	11-JUL-2011 03:32:08	Straylight	53.500	172	Gam Gru	3.0030	13100.	107	48955	No
45	GOM_NL__2PRFIN20110711_033919_000000423104_00234_48955_4237.N1	11-JUL-2011 03:39:19	Bright	42.000	103	38Zet Sgr	2.6000	9700.0	84	48955	No
46	GOM_NL__2PRFIN20110711_034151_000000413104_00234_48955_4238.N1	11-JUL-2011 03:41:51	Bright	40.500	155	41Pi Sgr	2.9000	6600.0	81	48955	No
47	GOM_NL__2PRFIN20110711_035250_000000413104_00234_48955_4239.N1	11-JUL-2011 03:52:50	Bright	40.500	168	17Zet Aql	2.9860	11000.	81	48955	No
48	GOM_NL__2PRFIN20110711_035952_000000423104_00234_48955_4240.N1	11-JUL-2011 03:59:52	Bright	41.500	5	3Alp Lyr	0.033000	11000.	83	48955	No
49	GOM_NL__2PRFIN20110711_040304_000000363104_00234_48955_4241.N1	11-JUL-2011 04:03:04	Bright	35.500	69	33Gam Dra	2.2310	3800.0	71	48955	No
50	GOM_NL__2PRFIN20110711_041036_000000453104_00234_48955_4242.N1	11-JUL-2011 04:10:36	Bright	44.500	89	5Alp Cep	2.4510	8000.0	89	48955	No
51	GOM_NL__2PRFIN20110711_041919_000000463104_00234_48955_4243.N1	11-JUL-2011 04:19:19	Bright	46.000	76	27Gam Cas	2.3000	30000.	92	48955	No
52	GOM_NL__2PRFIN20110711_042400_000000603104_00234_48955_4244.N1	11-JUL-2011 04:24:00	Bright	60.000	160	23Gam Per	2.9300	4700.0	120	48955	No
53	GOM_NL__2PRFIN20110711_042559_000000453104_00234_48955_4245.N1	11-JUL-2011 04:25:59	Bright	45.000	175	39Del Per	3.0100	19400.	90	48955	No
54	GOM_NL__2PRFIN20110711_042808_000000573104_00234_48955_4246.N1	11-JUL-2011 04:28:08	Bright	57.000	79	26Bet Per	2.3100	13100.	114	48955	No
55	GOM_NL__2PRFIN20110711_043052_000000443104_00234_48955_4247.N1	11-JUL-2011 04:30:52	Bright	44.000	150	44Zet Per	2.8900	28000.	88	48955	No
56	GOM_NL__2PRFIN20110711_043321_000000423104_00234_48955_4248.N1	11-JUL-2011 04:33:21	Twilight	41.500	146	25Eta Tau	2.8730	15200.	83	48955	No
57	GOM_NL__2PRFIN20110711_044048_000000543104_00234_48955_4249.N1	11-JUL-2011 04:40:48	Dark	53.500	94	92Alp Cet	2.5260	3100.0	107	48955	No
58	GOM_NL__2PRFIN20110711_044405_000000453104_00234_48955_4250.N1	11-JUL-2011 04:44:05	Dark	45.000	165	34Gam Eri	2.9500	3200.0	90	48955	No
59	GOM_NL__2PRFIN20110711_045253_000000403104_00234_48955_4251.N1	11-JUL-2011 04:52:53	Dark	40.000	157	The1Eri	2.9060	9300.0	80	48955	No
60	GOM_NL__2PRFIN20110711_045903_000000423104_00235_48956_4240.N1	11-JUL-2011 04:59:03	Dark	42.000	9	Alp Eri	0.45300	24000.	84	48956	No
61	GOM_NL__2PRFIN20110711_050128_000000533104_00235_48956_4241.N1	11-JUL-2011 05:01:28	Dark	52.500	84	Alp Phe	2.3970	4500.0	105	48956	No
62	GOM_NL__2PRFIN20110711_050731_000000513104_00235_48956_4242.N1	11-JUL-2011 05:07:31	Straylight	51.000	63	Bet Gru	2.1500	2800.0	102	48956	No
63	GOM_NL__2PRFIN20110711_050913_000000483104_00235_48956_4243.N1	11-JUL-2011 05:09:13	Straylight	47.500	31	Alp Gru	1.7340	15200.	95	48956	No
64	GOM_NL__2PRFIN20110711_051223_000000533104_00235_48956_4244.N1	11-JUL-2011 05:12:23	Straylight	52.500	172	Gam Gru	3.0030	13100.	105	48956	No
65	GOM_NL__2PRFIN20110711_051933_000000423104_00235_48956_4245.N1	11-JUL-2011 05:19:33	Bright	41.500	103	38Zet Sgr	2.6000	9700.0	83	48956	No
66	GOM_NL__2PRFIN20110711_052205_000000423104_00235_48956_4246.N1	11-JUL-2011 05:22:05	Bright	41.500	155	41Pi Sgr	2.9000	6600.0	83	48956	No
67	GOM_NL__2PRFIN20110711_053304_000000413104_00235_48956_4247.N1	11-JUL-2011 05:33:04	Bright	41.000	168	17Zet Aql	2.9860	11000.	82	48956	No
68	GOM_NL__2PRFIN20110711_054006_000000383104_00235_48956_4248.N1	11-JUL-2011 05:40:06	Bright	37.500	5	3Alp Lyr	0.033000	11000.	75	48956	No
69	GOM_NL__2PRFIN20110711_054318_000000383104_00235_48956_4249.N1	11-JUL-2011 05:43:18	Bright	37.500	69	33Gam Dra	2.2310	3800.0	75	48956	No
70	GOM_NL__2PRFIN20110711_055050_000000443104_00235_48956_4250.N1	11-JUL-2011 05:50:50	Bright	43.500	89	5Alp Cep	2.4510	8000.0	87	48956	No
71	GOM_NL__2PRFIN20110711_055932_000000463104_00235_48956_4251.N1	11-JUL-2011 05:59:32	Bright	45.500	76	27Gam Cas	2.3000	30000.	91	48956	No
72	GOM_NL__2PRFIN20110711_060414_000000393104_00235_48956_4252.N1	11-JUL-2011 06:04:14	Bright	39.000	160	23Gam Per	2.9300	4700.0	78	48956	No
73	GOM_NL__2PRFIN20110711_060613_000000363104_00235_48956_4253.N1	11-JUL-2011 06:06:13	Bright	35.500	175	39Del Per	3.0100	19400.	71	48956	No
74	GOM_NL__2PRFIN20110711_060822_000000433104_00235_48956_4254.N1	11-JUL-2011 06:08:22	Bright	42.500	79	26Bet Per	2.3100	13100.	85	48956	No
75	GOM_NL__2PRFIN20110711_061107_000000443104_00235_48956_4255.N1	11-JUL-2011 06:11:07	Bright	44.000	150	44Zet Per	2.8900	28000.	88	48956	No
76	GOM_NL__2PRFIN20110711_061335_000000433104_00235_48956_4256.N1	11-JUL-2011 06:13:35	Twilight	42.500	146	25Eta Tau	2.8730	15200.	85	48956	No
77	GOM_NL__2PRFIN20110711_062102_000000543104_00235_48956_4257.N1	11-JUL-2011 06:21:02	Dark	53.500	94	92Alp Cet	2.5260	3100.0	107	48956	No
78	GOM_NL__2PRFIN20110711_062419_000000453104_00235_48956_4258.N1	11-JUL-2011 06:24:19	Dark	45.000	165	34Gam Eri	2.9500	3200.0	90	48956	No
79	GOM_NL__2PRFIN20110711_063308_000000413104_00235_48956_4259.N1	11-JUL-2011 06:33:08	Dark	41.000	157	The1Eri	2.9060	9300.0	82	48956	No
80	GOM_NL__2PRFIN20110711_063917_000000463104_00236_48957_4248.N1	11-JUL-2011 06:39:17	Dark	45.500	9	Alp Eri	0.45300	24000.	91	48957	No
81	GOM_NL__2PRFIN20110711_064143_000000523104_00236_48957_4249.N1	11-JUL-2011 06:41:43	Dark	51.500	84	Alp Phe	2.3970	4500.0	103	48957	No
82	GOM_NL__2PRFIN20110711_064746_000000583104_00236_48957_4250.N1	11-JUL-2011 06:47:46	Straylight	57.500	63	Bet Gru	2.1500	2800.0	115	48957	No
83	GOM_NL__2PRFIN20110711_064928_000000483104_00236_48957_4251.N1	11-JUL-2011 06:49:28	Straylight	48.000	31	Alp Gru	1.7340	15200.	96	48957	No
84	GOM_NL__2PRFIN20110711_065238_000000543104_00236_48957_4252.N1	11-JUL-2011 06:52:38	Straylight	53.500	172	Gam Gru	3.0030	13100.	107	48957	No
85	GOM_NL__2PRFIN20110711_065947_000000553104_00236_48957_4253.N1	11-JUL-2011 06:59:47	Bright	55.000	103	38Zet Sgr	2.6000	9700.0	110	48957	No
86	GOM_NL__2PRFIN20110711_070219_000000413104_00236_48957_4254.N1	11-JUL-2011 07:02:19	Bright	41.000	155	41Pi Sgr	2.9000	6600.0	82	48957	No
87	GOM_NL__2PRFIN20110711_071318_000000473104_00236_48957_4255.N1	11-JUL-2011 07:13:18	Bright	47.000	168	17Zet Aql	2.9860	11000.	94	48957	No
88	GOM_NL__2PRFIN20110711_072020_000000573104_00236_48957_4256.N1	11-JUL-2011 07:20:20	Bright	57.000	5	3Alp Lyr	0.033000	11000.	114	48957	No
89	GOM_NL__2PRFIN20110711_072332_000000383104_00236_48957_4257.N1	11-JUL-2011 07:23:32	Bright	38.000	69	33Gam Dra	2.2310	3800.0	76	48957	No
90	GOM_NL__2PRFIN20110711_073103_000000433104_00236_48957_4258.N1	11-JUL-2011 07:31:03	Bright	42.500	89	5Alp Cep	2.4510	8000.0	85	48957	No
91	GOM_NL__2PRFIN20110711_073946_000000463104_00236_48957_4259.N1	11-JUL-2011 07:39:46	Bright	45.500	76	27Gam Cas	2.3000	30000.	91	48957	No
92	GOM_NL__2PRFIN20110711_074428_000000543104_00236_48957_4260.N1	11-JUL-2011 07:44:28	Bright	54.000	160	23Gam Per	2.9300	4700.0	108	48957	No
93	GOM_NL__2PRFIN20110711_074627_000000363104_00236_48957_4261.N1	11-JUL-2011 07:46:27	Bright	36.000	175	39Del Per	3.0100	19400.	72	48957	No
94	GOM_NL__2PRFIN20110711_074836_000000423104_00236_48957_4262.N1	11-JUL-2011 07:48:36	Bright	42.000	79	26Bet Per	2.3100	13100.	84	48957	No
95	GOM_NL__2PRFIN20110711_075121_000000423104_00236_48957_4263.N1	11-JUL-2011 07:51:21	Bright	42.000	150	44Zet Per	2.8900	28000.	84	48957	No
96	GOM_NL__2PRFIN20110711_075349_000000433104_00236_48957_4264.N1	11-JUL-2011 07:53:49	Twilight	42.500	146	25Eta Tau	2.8730	15200.	85	48957	No
97	GOM_NL__2PRFIN20110711_080117_000000543104_00236_48957_4265.N1	11-JUL-2011 08:01:17	Dark	53.500	94	92Alp Cet	2.5260	3100.0	107	48957	No
98	GOM_NL__2PRFIN20110711_080434_000000443104_00236_48957_4266.N1	11-JUL-2011 08:04:34	Dark	43.500	165	34Gam Eri	2.9500	3200.0	87	48957	No
99	GOM_NL__2PRFIN20110711_081322_000000413104_00236_48957_4267.N1	11-JUL-2011 08:13:22	Dark	40.500	157	The1Eri	2.9060	9300.0	81	48957	No
100	GOM_NL__2PRFIN20110711_081932_000000513104_00237_48958_4624.N1	11-JUL-2011 08:19:32	Dark	51.000	9	Alp Eri	0.45300	24000.	102	48958	No
101	GOM_NL__2PRFIN20110711_082158_000000523104_00237_48958_4625.N1	11-JUL-2011 08:21:58	Dark	52.000	84	Alp Phe	2.3970	4500.0	104	48958	No

102	GOM_NL__2PRFIN20110711_082801_000000593104_00237_48958_4626.N1	11-JUL-2011 08:28:01	Straylight	59.000	63	Bet Gru	2.1500	2800.0	118	48958	No
103	GOM_NL__2PRFIN20110711_082943_000000543104_00237_48958_4627.N1	11-JUL-2011 08:29:43	Straylight	54.000	31	Alp Gru	1.7340	15200.	108	48958	No
104	GOM_NL__2PRFIN20110711_083252_000000563104_00237_48958_4628.N1	11-JUL-2011 08:32:52	Straylight	55.500	172	Gam Gru	3.0030	13100.	111	48958	No
105	GOM_NL__2PRFIN20110711_084002_000000423104_00237_48958_4629.N1	11-JUL-2011 08:40:02	Bright	42.000	103	38Zet Sgr	2.6000	9700.0	84	48958	No
106	GOM_NL__2PRFIN20110711_084234_000000403104_00237_48958_4630.N1	11-JUL-2011 08:42:34	Bright	39.500	155	41Pi Sgr	2.9000	6600.0	79	48958	No
107	GOM_NL__2PRFIN20110711_085331_000000613104_00237_48958_4631.N1	11-JUL-2011 08:53:31	Bright	61.000	168	17Zet Aql	2.9860	11000.	122	48958	No
108	GOM_NL__2PRFIN20110711_090034_000000573104_00237_48958_4632.N1	11-JUL-2011 09:00:34	Bright	57.000	5	3Alp Lyr	0.033000	11000.	114	48958	No
109	GOM_NL__2PRFIN20110711_090346_000000383104_00237_48958_4633.N1	11-JUL-2011 09:03:46	Bright	38.000	69	33Gam Dra	2.2310	3800.0	76	48958	No
110	GOM_NL__2PRFIN20110711_091117_000000423104_00237_48958_4634.N1	11-JUL-2011 09:11:17	Bright	41.500	89	5Alp Cep	2.4510	8000.0	83	48958	No
111	GOM_NL__2PRFIN20110711_091959_000000473104_00237_48958_4635.N1	11-JUL-2011 09:19:59	Bright	46.500	76	27Gam Cas	2.3000	30000.	93	48958	No
112	GOM_NL__2PRFIN20110711_092441_000000383104_00237_48958_4636.N1	11-JUL-2011 09:24:41	Bright	38.000	160	23Gam Per	2.9300	4700.0	76	48958	No
113	GOM_NL__2PRFIN20110711_092641_000000363104_00237_48958_4637.N1	11-JUL-2011 09:26:41	Bright	35.500	175	39Del Per	3.0100	19400.	71	48958	No
114	GOM_NL__2PRFIN20110711_092850_000000433104_00237_48958_4638.N1	11-JUL-2011 09:28:50	Bright	42.500	79	26Bet Per	2.3100	13100.	85	48958	No
115	GOM_NL__2PRFIN20110711_093135_000000433104_00237_48958_4639.N1	11-JUL-2011 09:31:35	Bright	43.000	150	44Zet Per	2.8900	28000.	86	48958	No
116	GOM_NL__2PRFIN20110711_093403_000000423104_00237_48958_4640.N1	11-JUL-2011 09:34:03	Twilight	41.500	146	25Eta Tau	2.8730	15200.	83	48958	No
117	GOM_NL__2PRFIN20110711_094132_000000543104_00237_48958_4641.N1	11-JUL-2011 09:41:32	Dark	54.000	94	92Alp Cet	2.5260	3100.0	108	48958	No
118	GOM_NL__2PRFIN20110711_094448_000000453104_00237_48958_4642.N1	11-JUL-2011 09:44:48	Dark	44.500	165	34Gam Eri	2.9500	3200.0	89	48958	No
119	GOM_NL__2PRFIN20110711_095337_000000413104_00237_48958_4643.N1	11-JUL-2011 09:53:37	Dark	41.000	157	The1Eri	2.9060	9300.0	82	48958	No
120	GOM_NL__2PRFIN20110711_095946_000000523104_00238_48959_4644.N1	11-JUL-2011 09:59:46	Dark	51.500	9	Alp Eri	0.45300	24000.	103	48959	No
121	GOM_NL__2PRFIN20110711_100213_000000503104_00238_48959_4645.N1	11-JUL-2011 10:02:13	Dark	50.000	84	Alp Phe	2.3970	4500.0	100	48959	No
122	GOM_NL__2PRFIN20110711_100816_000000663104_00238_48959_4646.N1	11-JUL-2011 10:08:16	Straylight	66.000	63	Bet Gru	2.1500	2800.0	132	48959	No
123	GOM_NL__2PRFIN20110711_100958_000000513104_00238_48959_4647.N1	11-JUL-2011 10:09:58	Straylight	50.500	31	Alp Gru	1.7340	15200.	101	48959	No
124	GOM_NL__2PRFIN20110711_101307_000000533104_00238_48959_4648.N1	11-JUL-2011 10:13:07	Straylight	53.000	172	Gam Gru	3.0030	13100.	106	48959	No
125	GOM_NL__2PRFIN20110711_102016_000000533104_00238_48959_4649.N1	11-JUL-2011 10:20:16	Bright	52.500	103	38Zet Sgr	2.6000	9700.0	105	48959	No
126	GOM_NL__2PRFIN20110711_102248_000000403104_00238_48959_4650.N1	11-JUL-2011 10:22:48	Bright	40.000	155	41Pi Sgr	2.9000	6600.0	80	48959	No
127	GOM_NL__2PRFIN20110711_103345_000000423104_00238_48959_4651.N1	11-JUL-2011 10:33:45	Bright	41.500	168	17Zet Aql	2.9860	11000.	83	48959	No
128	GOM_NL__2PRFIN20110711_104047_000000423104_00238_48959_4652.N1	11-JUL-2011 10:40:47	Bright	41.500	5	3Alp Lyr	0.033000	11000.	83	48959	No
129	GOM_NL__2PRFIN20110711_104400_000000383104_00238_48959_4653.N1	11-JUL-2011 10:44:00	Bright	38.000	69	33Gam Dra	2.2310	3800.0	76	48959	No
130	GOM_NL__2PRFIN20110711_105130_000000433104_00238_48959_4654.N1	11-JUL-2011 10:51:30	Bright	42.500	89	5Alp Cep	2.4510	8000.0	85	48959	No
131	GOM_NL__2PRFIN20110711_110013_000000473104_00238_48959_4655.N1	11-JUL-2011 11:00:13	Bright	47.000	76	27Gam Cas	2.3000	30000.	94	48959	No
132	GOM_NL__2PRFIN20110711_110455_000000403104_00238_48959_4656.N1	11-JUL-2011 11:04:55	Bright	40.000	160	23Gam Per	2.9300	4700.0	80	48959	No
133	GOM_NL__2PRFIN20110711_110655_000000363104_00238_48959_4657.N1	11-JUL-2011 11:06:55	Bright	36.000	175	39Del Per	3.0100	19400.	72	48959	No
134	GOM_NL__2PRFIN20110711_110904_000000623104_00238_48959_4658.N1	11-JUL-2011 11:09:04	Bright	62.000	79	26Bet Per	2.3100	13100.	124	48959	No
135	GOM_NL__2PRFIN20110711_111149_000000443104_00238_48959_4659.N1	11-JUL-2011 11:11:49	Bright	44.000	150	44Zet Per	2.8900	28000.	88	48959	No
136	GOM_NL__2PRFIN20110711_111418_000000423104_00238_48959_4660.N1	11-JUL-2011 11:14:18	Twilight	42.000	146	25Eta Tau	2.8730	15200.	84	48959	No
137	GOM_NL__2PRFIN20110711_112146_000000563104_00238_48959_4661.N1	11-JUL-2011 11:21:46	Dark	55.500	94	92Alp Cet	2.5260	3100.0	111	48959	No
138	GOM_NL__2PRFIN20110711_112502_000000463104_00238_48959_4662.N1	11-JUL-2011 11:25:02	Dark	45.500	165	34Gam Eri	2.9500	3200.0	91	48959	No
139	GOM_NL__2PRFIN20110711_113351_000000413104_00238_48959_4663.N1	11-JUL-2011 11:33:51	Dark	41.000	157	The1Eri	2.9060	9300.0	82	48959	No
140	GOM_NL__2PRFIN20110711_114001_000000423104_00239_48960_4644.N1	11-JUL-2011 11:40:01	Dark	42.000	9	Alp Eri	0.45300	24000.	84	48960	No
141	GOM_NL__2PRFIN20110711_114228_000000543104_00239_48960_4645.N1	11-JUL-2011 11:42:28	Dark	54.000	84	Alp Phe	2.3970	4500.0	108	48960	No
142	GOM_NL__2PRFIN20110711_114831_000000523104_00239_48960_4646.N1	11-JUL-2011 11:48:31	Straylight	52.000	63	Bet Gru	2.1500	2800.0	104	48960	No
143	GOM_NL__2PRFIN20110711_115012_000000483104_00239_48960_4647.N1	11-JUL-2011 11:50:12	Straylight	47.500	31	Alp Gru	1.7340	15200.	95	48960	No
144	GOM_NL__2PRFIN20110711_115322_000000543104_00239_48960_4648.N1	11-JUL-2011 11:53:22	Straylight	54.000	172	Gam Gru	3.0030	13100.	108	48960	No
145	GOM_NL__2PRFIN20110711_120030_000000423104_00239_48960_4649.N1	11-JUL-2011 12:00:30	Bright	41.500	103	38Zet Sgr	2.6000	9700.0	83	48960	No
146	GOM_NL__2PRFIN20110711_120302_000000393104_00239_48960_4650.N1	11-JUL-2011 12:03:02	Bright	39.000	155	41Pi Sgr	2.9000	6600.0	78	48960	No
147	GOM_NL__2PRFIN20110711_121359_000000393104_00239_48960_4651.N1	11-JUL-2011 12:13:59	Bright	39.000	168	17Zet Aql	2.9860	11000.	78	48960	No
148	GOM_NL__2PRFIN20110711_122101_000000423104_00239_48960_4652.N1	11-JUL-2011 12:21:01	Bright	42.000	5	3Alp Lyr	0.033000	11000.	84	48960	No
149	GOM_NL__2PRFIN20110711_122414_000000543104_00239_48960_4653.N1	11-JUL-2011 12:24:14	Bright	54.000	69	33Gam Dra	2.2310	3800.0	108	48960	No
150	GOM_NL__2PRFIN20110711_123143_000000433104_00239_48960_4654.N1	11-JUL-2011 12:31:43	Bright	43.000	89	5Alp Cep	2.4510	8000.0	86	48960	No
151	GOM_NL__2PRFIN20110711_124026_000000483104_00239_48960_4655.N1	11-JUL-2011 12:40:26	Bright	47.500	76	27Gam Cas	2.3000	30000.	95	48960	No
152	GOM_NL__2PRFIN20110711_124509_000000393104_00239_48960_4656.N1	11-JUL-2011 12:45:09	Bright	39.000	160	23Gam Per	2.9300	4700.0	78	48960	No
153	GOM_NL__2PRFIN20110711_124709_000000383104_00239_48960_4657.N1	11-JUL-2011 12:47:09	Bright	37.500	175	39Del Per	3.0100	19400.	75	48960	No
154	GOM_NL__2PRFIN20110711_124918_000000443104_00239_48960_4658.N1	11-JUL-2011 12:49:18	Bright	43.500	79	26Bet Per	2.3100	13100.	87	48960	No
155	GOM_NL__2PRFIN20110711_125203_000000463104_00239_48960_4659.N1	11-JUL-2011 12:52:03	Bright	46.000	150	44Zet Per	2.8900	28000.	92	48960	No
156	GOM_NL__2PRFIN20110711_125432_000000443104_00239_48960_4660.N1	11-JUL-2011 12:54:32	Twilight	44.000	146	25Eta Tau	2.8730	15200.	88	48960	No
157	GOM_NL__2PRFIN20110711_130201_000000563104_00239_48960_4661.N1	11-JUL-2011 13:02:01	Dark	55.500	94	92Alp Cet	2.5260	3100.0	111	48960	No
158	GOM_NL__2PRFIN20110711_130517_000000453104_00239_48960_4662.N1	11-JUL-2011 13:05:17	Dark	44.500	165	34Gam Eri	2.9500	3200.0	89	48960	No
159	GOM_NL__2PRFIN20110711_131406_000000413104_00239_48960_4663.N1	11-JUL-2011 13:14:06	Dark	40.500	157	The1Eri	2.9060	9300.0	81	48960	No
160	GOM_NL__2PRFIN20110711_132015_000000503104_00240_48961_4644.N1	11-JUL-2011 13:20:15	Dark	49.500	9	Alp Eri	0.45300	24000.	99	48961	No

161	GOM_NL__2PRFIN20110711_132243_000000503104_00240_48961_4645.N1	11-JUL-2011 13:22:43	Dark	49.500	84	Alp Phe	2.3970	4500.0	99	48961	No
162	GOM_NL__2PRFIN20110711_132845_000000533104_00240_48961_4646.N1	11-JUL-2011 13:28:45	Straylight	52.500	63	Bet Gru	2.1500	2800.0	105	48961	No
163	GOM_NL__2PRFIN20110711_133027_000000493104_00240_48961_4647.N1	11-JUL-2011 13:30:27	Straylight	48.500	31	Alp Gru	1.7340	15200.	97	48961	No
164	GOM_NL__2PRFIN20110711_133337_000000533104_00240_48961_4648.N1	11-JUL-2011 13:33:37	Straylight	53.000	172	Gam Gru	3.0030	13100.	106	48961	No
165	GOM_NL__2PRFIN20110711_134044_000000423104_00240_48961_4649.N1	11-JUL-2011 13:40:44	Bright	42.000	103	38Zet Sgr	2.6000	9700.0	84	48961	No
166	GOM_NL__2PRFIN20110711_134316_000000413104_00240_48961_4650.N1	11-JUL-2011 13:43:16	Bright	40.500	155	41Pi Sgr	2.9000	6600.0	81	48961	No
167	GOM_NL__2PRFIN20110711_135412_000000413104_00240_48961_4651.N1	11-JUL-2011 13:54:12	Bright	40.500	168	17Zet Aql	2.9860	11000.	81	48961	No
168	GOM_NL__2PRFIN20110711_140115_000000393104_00240_48961_4652.N1	11-JUL-2011 14:01:15	Bright	39.000	5	3Alp Lyr	0.033000	11000.	78	48961	No
169	GOM_NL__2PRFIN20110711_140428_000000373104_00240_48961_4653.N1	11-JUL-2011 14:04:28	Bright	36.500	69	33Gam Dra	2.2310	3800.0	73	48961	No
170	GOM_NL__2PRFIN20110711_142040_000000513104_00240_48961_4654.N1	11-JUL-2011 14:20:40	Bright	51.000	76	27Gam Cas	2.3000	30000.	102	48961	No
171	GOM_NL__2PRFIN20110711_142523_000000403104_00240_48961_4655.N1	11-JUL-2011 14:25:23	Bright	40.000	160	23Gam Per	2.9300	4700.0	80	48961	No
172	GOM_NL__2PRFIN20110711_142723_000000373104_00240_48961_4656.N1	11-JUL-2011 14:27:23	Bright	37.000	175	39Del Per	3.0100	19400.	74	48961	No
173	GOM_NL__2PRFIN20110711_142932_000000403104_00240_48961_4657.N1	11-JUL-2011 14:29:32	Bright	40.000	79	26Bet Per	2.3100	13100.	80	48961	No
174	GOM_NL__2PRFIN20110711_143217_000000453104_00240_48961_4658.N1	11-JUL-2011 14:32:17	Bright	44.500	150	44Zet Per	2.8900	28000.	89	48961	No
175	GOM_NL__2PRFIN20110711_143446_000000443104_00240_48961_4659.N1	11-JUL-2011 14:34:46	Twilight	43.500	146	25Eta Tau	2.8730	15200.	87	48961	No
176	GOM_NL__2PRFIN20110711_144215_000000573104_00240_48961_4660.N1	11-JUL-2011 14:42:15	Dark	56.500	94	92Alp Cet	2.5260	3100.0	113	48961	No
177	GOM_NL__2PRFIN20110711_144531_000000463104_00240_48961_4661.N1	11-JUL-2011 14:45:31	Dark	45.500	165	34Gam Eri	2.9500	3200.0	91	48961	No
178	GOM_NL__2PRFIN20110711_145420_000000423104_00240_48961_4662.N1	11-JUL-2011 14:54:20	Dark	41.500	157	The1Eri	2.9060	9300.0	83	48961	No
179	GOM_NL__2PRFIN20110711_150030_000000423104_00241_48962_4644.N1	11-JUL-2011 15:00:30	Dark	41.500	9	Alp Eri	0.45300	24000.	83	48962	No
180	GOM_NL__2PRFIN20110711_150259_000000533104_00241_48962_4645.N1	11-JUL-2011 15:02:59	Dark	53.000	84	Alp Phe	2.3970	4500.0	106	48962	No
181	GOM_NL__2PRFIN20110711_150900_000000513104_00241_48962_4646.N1	11-JUL-2011 15:09:00	Straylight	50.500	63	Bet Gru	2.1500	2800.0	101	48962	No
182	GOM_NL__2PRFIN20110711_151042_000000493104_00241_48962_4647.N1	11-JUL-2011 15:10:42	Straylight	48.500	31	Alp Gru	1.7340	15200.	97	48962	No
183	GOM_NL__2PRFIN20110711_151351_000000553104_00241_48962_4648.N1	11-JUL-2011 15:13:51	Straylight	54.500	172	Gam Gru	3.0030	13100.	109	48962	No
184	GOM_NL__2PRFIN20110711_152058_000000473104_00241_48962_4649.N1	11-JUL-2011 15:20:58	Bright	46.500	103	38Zet Sgr	2.6000	9700.0	93	48962	No
185	GOM_NL__2PRFIN20110711_152330_000000403104_00241_48962_4650.N1	11-JUL-2011 15:23:30	Bright	39.500	155	41Pi Sgr	2.9000	6600.0	79	48962	No
186	GOM_NL__2PRFIN20110711_153426_000000413104_00241_48962_4651.N1	11-JUL-2011 15:34:26	Bright	41.000	168	17Zet Aql	2.9860	11000.	82	48962	No
187	GOM_NL__2PRFIN20110711_154128_000000443104_00241_48962_4652.N1	11-JUL-2011 15:41:28	Bright	43.500	5	3Alp Lyr	0.033000	11000.	87	48962	No
188	GOM_NL__2PRFIN20110711_154441_000000403104_00241_48962_4653.N1	11-JUL-2011 15:44:41	Bright	39.500	69	33Gam Dra	2.2310	3800.0	79	48962	No
189	GOM_NL__2PRFIN20110711_155210_000000413104_00241_48962_4654.N1	11-JUL-2011 15:52:10	Bright	41.000	89	5Alp Cep	2.4510	8000.0	82	48962	No
190	GOM_NL__2PRFIN20110711_160053_000000683104_00241_48962_4655.N1	11-JUL-2011 16:00:53	Bright	68.000	76	27Gam Cas	2.3000	30000.	136	48962	No
191	GOM_NL__2PRFIN20110711_160537_000000603104_00241_48962_4656.N1	11-JUL-2011 16:05:37	Bright	60.000	160	23Gam Per	2.9300	4700.0	120	48962	No
192	GOM_NL__2PRFIN20110711_160737_000000353104_00241_48962_4657.N1	11-JUL-2011 16:07:37	Bright	34.500	175	39Del Per	3.0100	19400.	69	48962	No
193	GOM_NL__2PRFIN20110711_160946_000000453104_00241_48962_4658.N1	11-JUL-2011 16:09:46	Bright	45.000	79	26Bet Per	2.3100	13100.	90	48962	No
194	GOM_NL__2PRFIN20110711_161231_000000423104_00241_48962_4659.N1	11-JUL-2011 16:12:31	Bright	42.000	150	44Zet Per	2.8900	28000.	84	48962	No
195	GOM_NL__2PRFIN20110711_161500_000000433104_00241_48962_4660.N1	11-JUL-2011 16:15:00	Twilight	43.000	146	25Eta Tau	2.8730	15200.	86	48962	No
196	GOM_NL__2PRFIN20110711_162230_000000563104_00241_48962_4661.N1	11-JUL-2011 16:22:30	Dark	56.000	94	92Alp Cet	2.5260	3100.0	112	48962	No
197	GOM_NL__2PRFIN20110711_162546_000000443104_00241_48962_4662.N1	11-JUL-2011 16:25:46	Dark	44.000	165	34Gam Eri	2.9500	3200.0	88	48962	No
198	GOM_NL__2PRFIN20110711_163435_000000393104_00241_48962_4663.N1	11-JUL-2011 16:34:35	Dark	39.000	157	The1Eri	2.9060	9300.0	78	48962	No
199	GOM_NL__2PRFIN20110711_164045_000000443104_00242_48963_4644.N1	11-JUL-2011 16:40:45	Dark	43.500	9	Alp Eri	0.45300	24000.	87	48963	No
200	GOM_NL__2PRFIN20110711_164314_000000533104_00242_48963_4645.N1	11-JUL-2011 16:43:14	Dark	53.000	84	Alp Phe	2.3970	4500.0	106	48963	No
201	GOM_NL__2PRFIN20110711_164915_000000503104_00242_48963_4646.N1	11-JUL-2011 16:49:15	Straylight	50.000	63	Bet Gru	2.1500	2800.0	100	48963	No
202	GOM_NL__2PRFIN20110711_165056_000000483104_00242_48963_4647.N1	11-JUL-2011 16:50:56	Straylight	48.000	31	Alp Gru	1.7340	15200.	96	48963	No
203	GOM_NL__2PRFIN20110711_165406_000000523104_00242_48963_4648.N1	11-JUL-2011 16:54:06	Straylight	52.000	172	Gam Gru	3.0030	13100.	104	48963	No
204	GOM_NL__2PRFIN20110711_170113_000000513104_00242_48963_4649.N1	11-JUL-2011 17:01:13	Bright	51.000	103	38Zet Sgr	2.6000	9700.0	102	48963	No
205	GOM_NL__2PRFIN20110711_170344_000000403104_00242_48963_4650.N1	11-JUL-2011 17:03:44	Bright	40.000	155	41Pi Sgr	2.9000	6600.0	80	48963	No
206	GOM_NL__2PRFIN20110711_171440_000000433104_00242_48963_4651.N1	11-JUL-2011 17:14:40	Bright	42.500	168	17Zet Aql	2.9860	11000.	85	48963	No
207	GOM_NL__2PRFIN20110711_172142_000000423104_00242_48963_4652.N1	11-JUL-2011 17:21:42	Bright	41.500	5	3Alp Lyr	0.033000	11000.	83	48963	No
208	GOM_NL__2PRFIN20110711_172455_000000363104_00242_48963_4653.N1	11-JUL-2011 17:24:55	Bright	35.500	69	33Gam Dra	2.2310	3800.0	71	48963	No
209	GOM_NL__2PRFIN20110711_173223_000000413104_00242_48963_4654.N1	11-JUL-2011 17:32:23	Bright	41.000	89	5Alp Cep	2.4510	8000.0	82	48963	No
210	GOM_NL__2PRFIN20110711_174107_000000493104_00242_48963_4655.N1	11-JUL-2011 17:41:07	Bright	48.500	76	27Gam Cas	2.3000	30000.	97	48963	No
211	GOM_NL__2PRFIN20110711_174550_000000603104_00242_48963_4656.N1	11-JUL-2011 17:45:50	Bright	60.000	160	23Gam Per	2.9300	4700.0	120	48963	No
212	GOM_NL__2PRFIN20110711_174751_000000363104_00242_48963_4657.N1	11-JUL-2011 17:47:51	Bright	35.500	175	39Del Per	3.0100	19400.	71	48963	No
213	GOM_NL__2PRFIN20110711_175000_000000433104_00242_48963_4658.N1	11-JUL-2011 17:50:00	Bright	42.500	79	26Bet Per	2.3100	13100.	85	48963	No
214	GOM_NL__2PRFIN20110711_175245_000000423104_00242_48963_4659.N1	11-JUL-2011 17:52:45	Bright	41.500	150	44Zet Per	2.8900	28000.	83	48963	No
215	GOM_NL__2PRFIN20110711_175514_000000443104_00242_48963_4660.N1	11-JUL-2011 17:55:14	Twilight	43.500	146	25Eta Tau	2.8730	15200.	87	48963	No
216	GOM_NL__2PRFIN20110711_180245_000000563104_00242_48963_4661.N1	11-JUL-2011 18:02:45	Dark	56.000	94	92Alp Cet	2.5260	3100.0	112	48963	No
217	GOM_NL__2PRFIN20110711_180600_000000453104_00242_48963_4662.N1	11-JUL-2011 18:06:00	Dark	44.500	165	34Gam Eri	2.9500	3200.0	89	48963	No
218	GOM_NL__2PRFIN20110711_181450_000000393104_00242_48963_4663.N1	11-JUL-2011 18:14:50	Dark	39.000	157	The1Eri	2.9060	9300.0	78	48963	No
219	GOM_NL__2PRFIN20110711_182059_000000543104_00243_48964_4644.N1	11-JUL-2011 18:20:59	Dark	53.500	9	Alp Eri	0.45300	24000.	107	48964	No



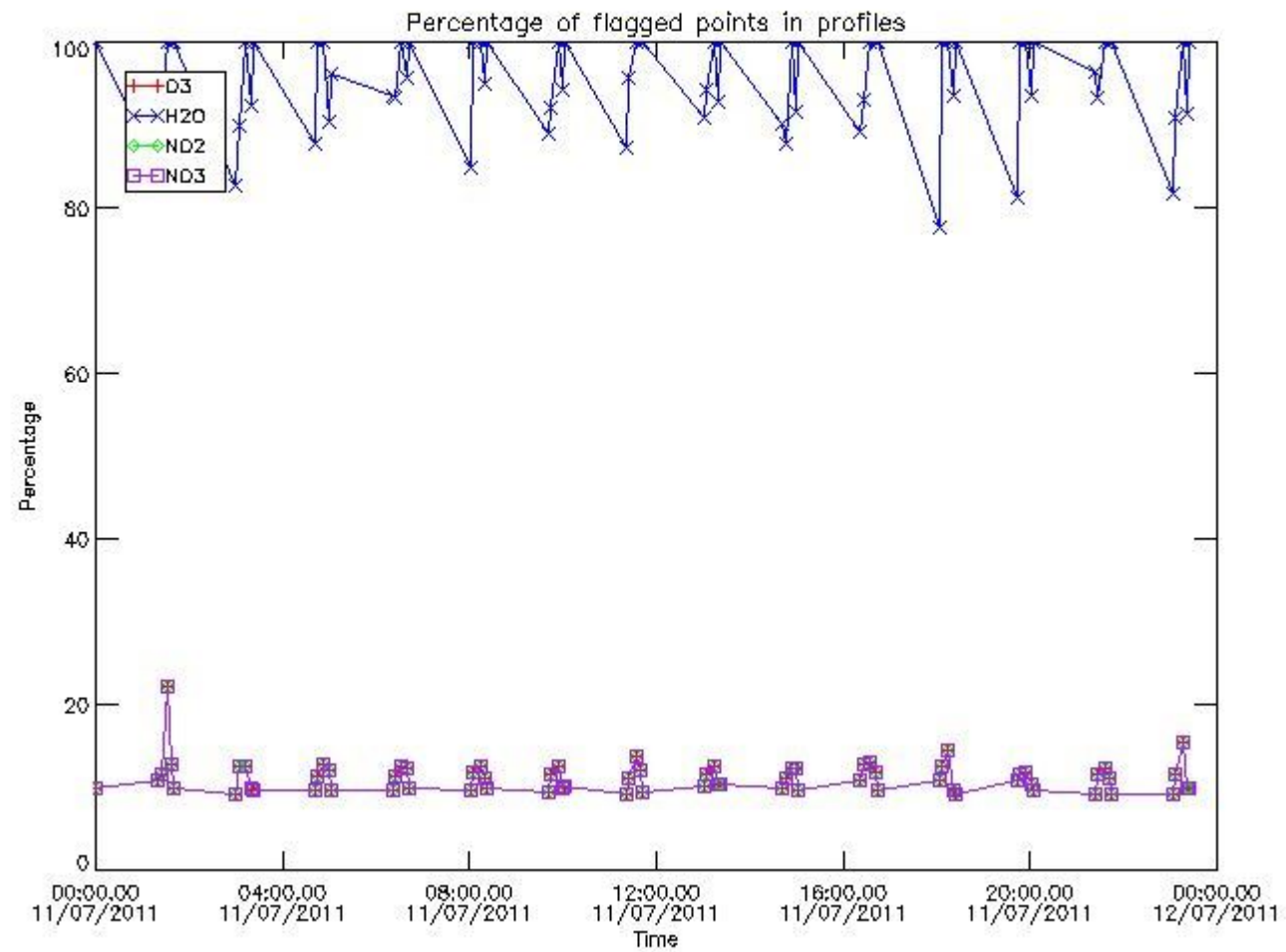


279	GOM_NL__2PRFIN20110711_232143_000000523104_00246_48967_4644.N1	11-JUL-2011 23:21:43	Dark	52.000	9	Alp Eri	0.45300	24000.	104	48967	No
280	GOM_NL__2PRFIN20110711_232414_000000523104_00246_48967_4645.N1	11-JUL-2011 23:24:14	Dark	52.000	84	Alp Phe	2.3970	4500.0	104	48967	No
281	GOM_NL__2PRFIN20110711_233015_000000623104_00246_48967_4646.N1	11-JUL-2011 23:30:15	Straylight	62.000	63	Bet Gru	2.1500	2800.0	124	48967	No
282	GOM_NL__2PRFIN20110711_233155_000000543104_00246_48967_4647.N1	11-JUL-2011 23:31:55	Straylight	54.000	31	Alp Gru	1.7340	15200.	108	48967	No
283	GOM_NL__2PRFIN20110711_233505_000000543104_00246_48967_4648.N1	11-JUL-2011 23:35:05	Straylight	53.500	172	Gam Gru	3.0030	13100.	107	48967	No
284	GOM_NL__2PRFIN20110711_234209_000000423104_00246_48967_4649.N1	11-JUL-2011 23:42:09	Bright	41.500	103	38Zet Sgr	2.6000	9700.0	83	48967	No
285	GOM_NL__2PRFIN20110711_234441_000000413104_00246_48967_4650.N1	11-JUL-2011 23:44:41	Bright	40.500	155	41Pi Sgr	2.9000	6600.0	81	48967	No
286	GOM_NL__2PRFIN20110711_235535_000000423104_00246_48967_4651.N1	11-JUL-2011 23:55:35	Bright	42.000	168	17Zet Aql	2.9860	11000.	84	48967	No

### 3. Quality information per product


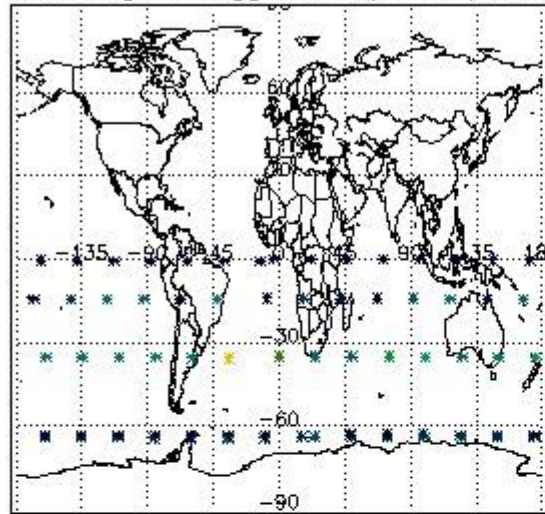
In this section it is plotted some information contained in the Quality Summary data set of the level 2 products. Only products in dark limb conditions and without errors (error flag in the MPH set to "0") are used.

#### 3.1 Plot quality information per product (time dependant)

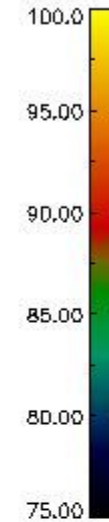
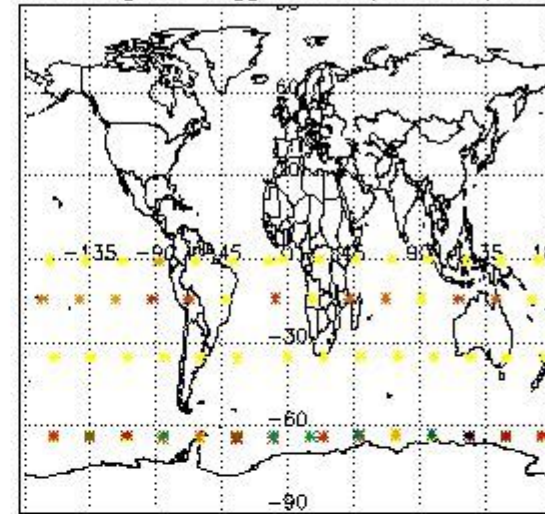


#### 3.2 Plot quality information per product (world map)

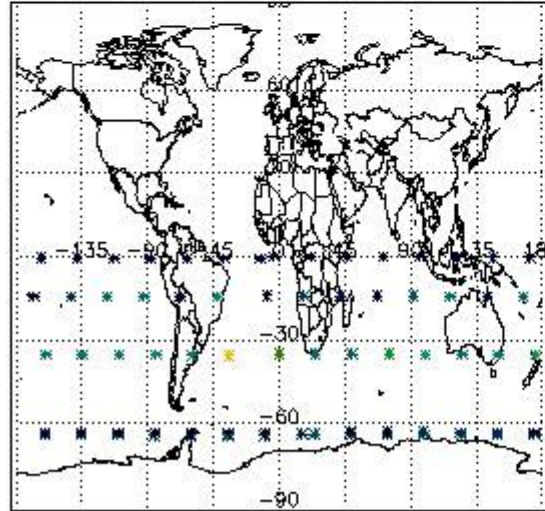
Percentage of flagged data per O3 profile



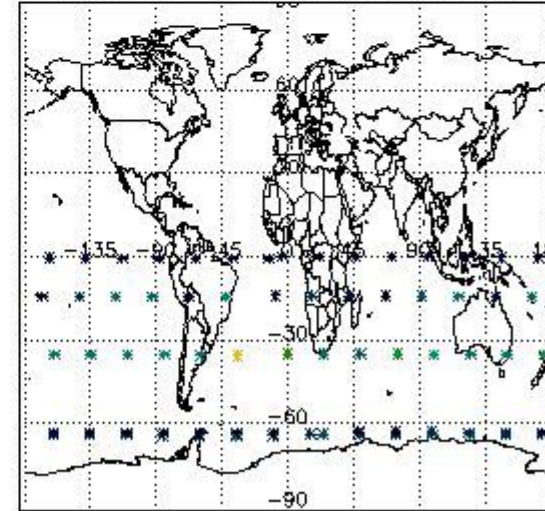
Percentage of flagged data per H2O profile



Percentage of flagged data per NO2 profile



Percentage of flagged data per NO3 profile

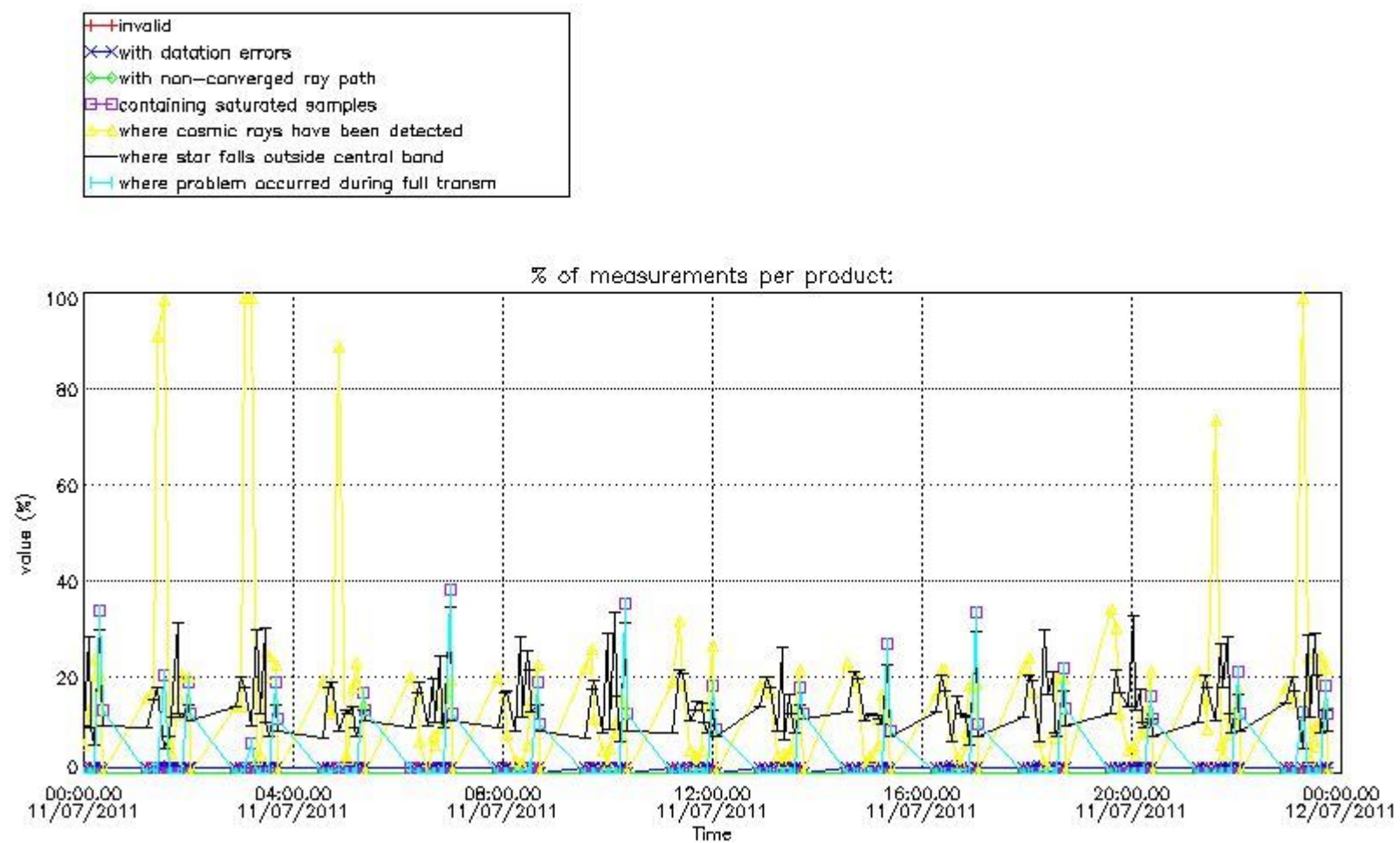


#### 4. Level 1 quality information per product

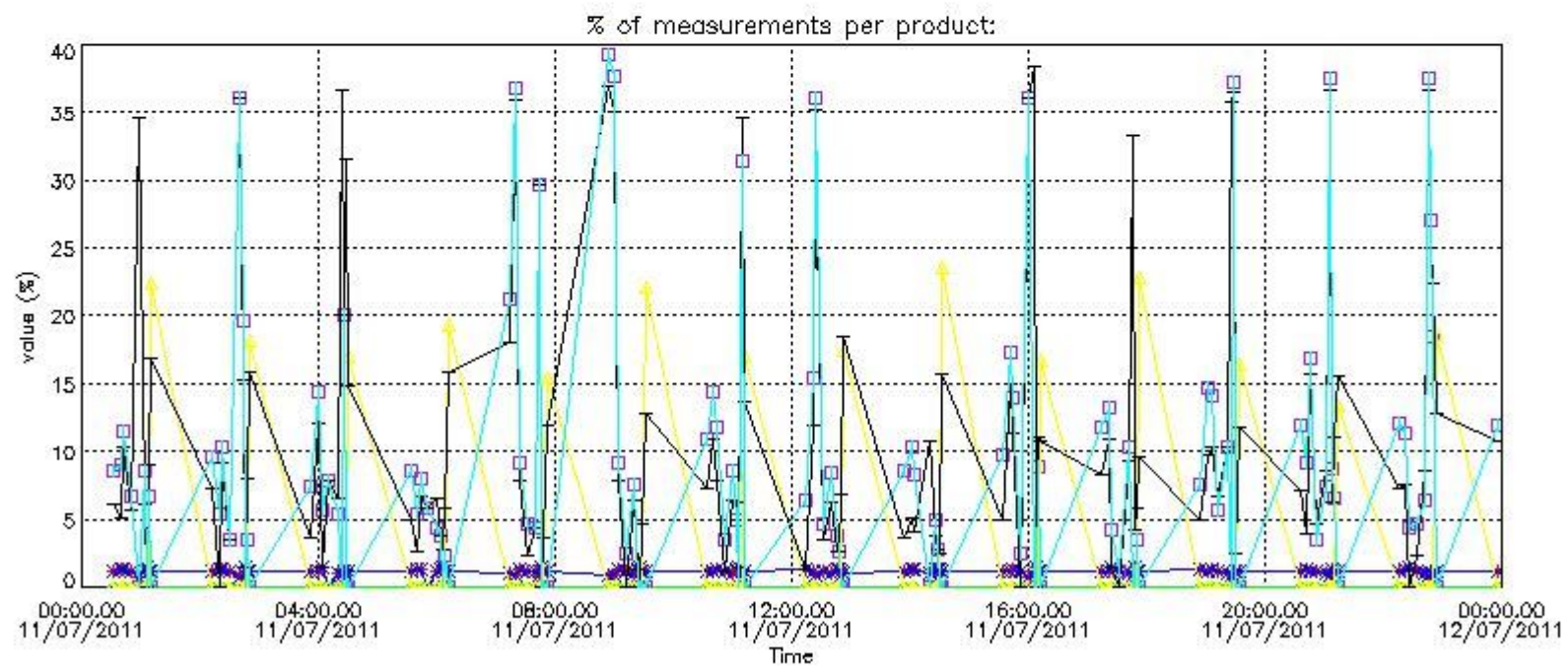
In this section it is plotted some information contained in the Quality Summary data set of the level 2 products that comes from the level 1b processing. Products without errors (error flag in the MPH set to "0") are used.

##### 4.1 Plot quality information per product (time dependant) coming from level 1b processing

###### 4.1.1 Plot level 1 quality information per product (time dependant): ENVISAT ASCENDING passes



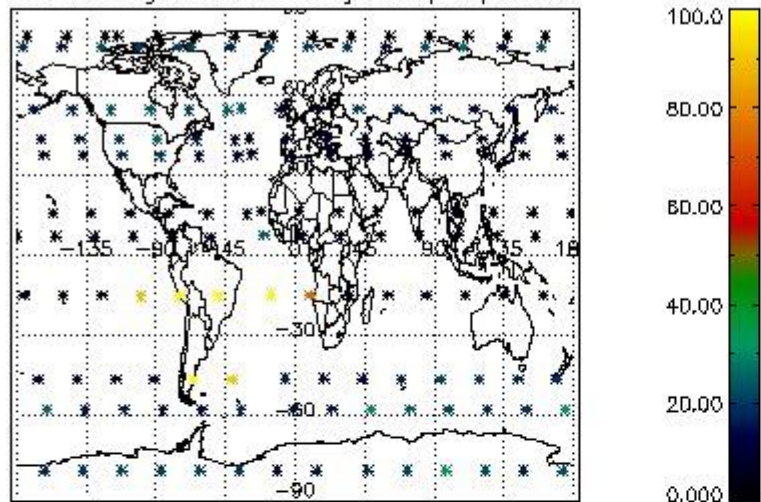
4.1.2 Plot level 1 quality information per product (time dependant): ENVISAT DESCENDING passes



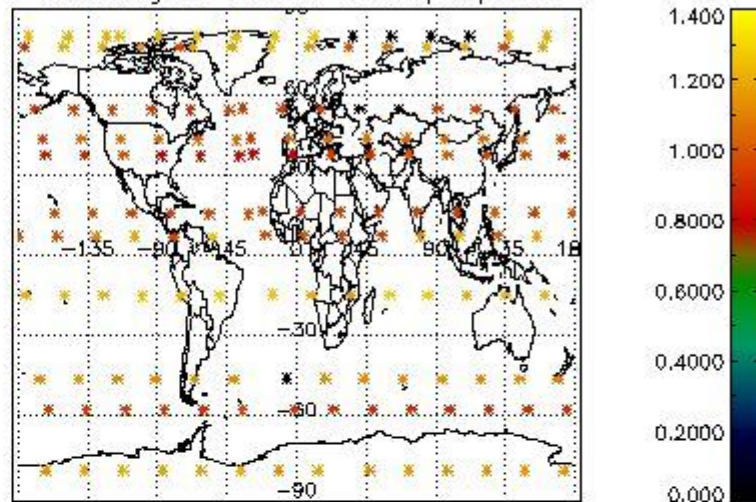
4.2 Plot quality information per product coming from level 1b processing (world map)

4.2.1 Plot level 1 quality information per product (world map): ENVISAT ASCENDING passes

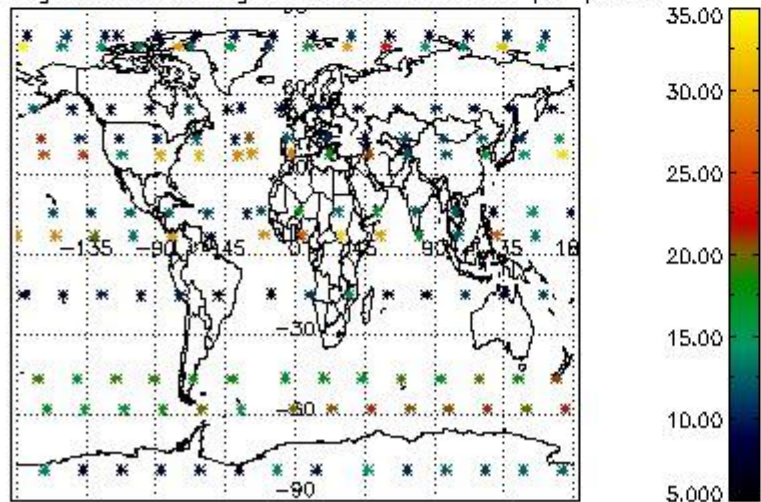
Percentage of cosmic ray hits per profile



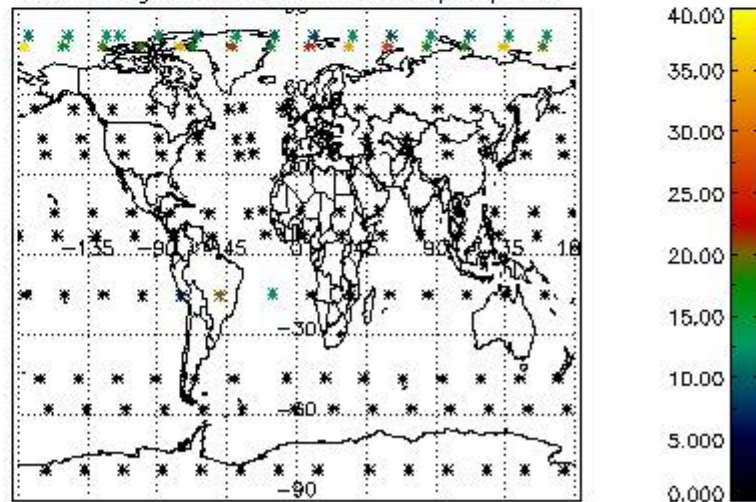
Percentage of datation errors per profile



Percentage of star falling outside central band per profile

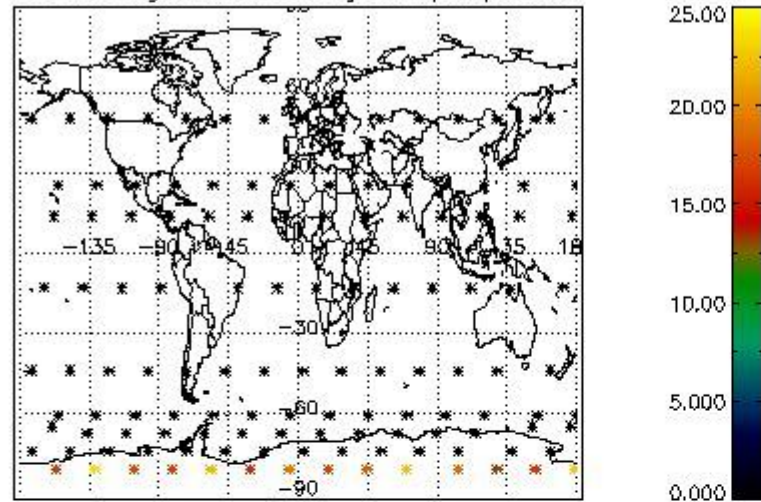


Percentage of saturation errors per profile

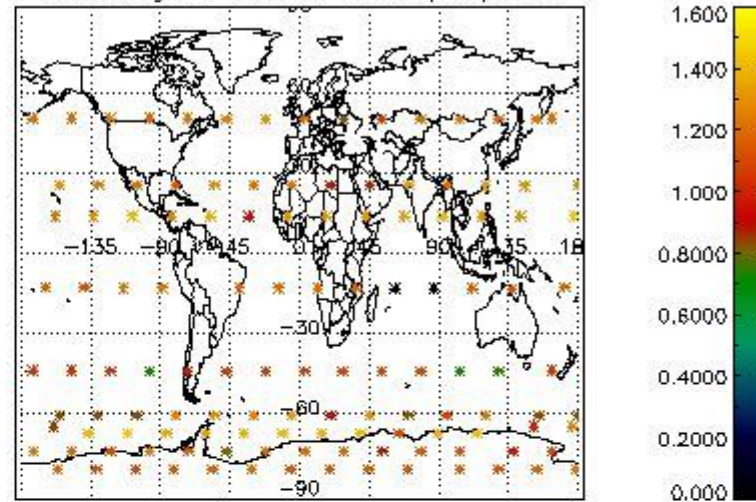


4.2.2 Plot level 1 quality information per product (world map): ENVISAT DESCENDING passes

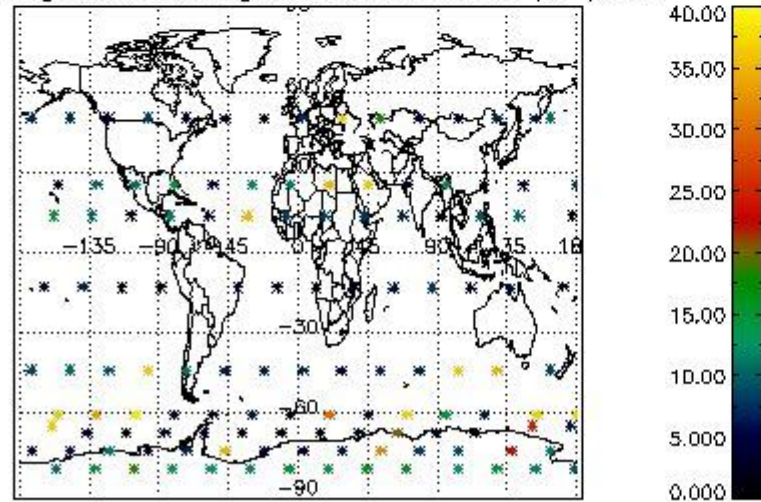
Percentage of cosmic ray hits per profile



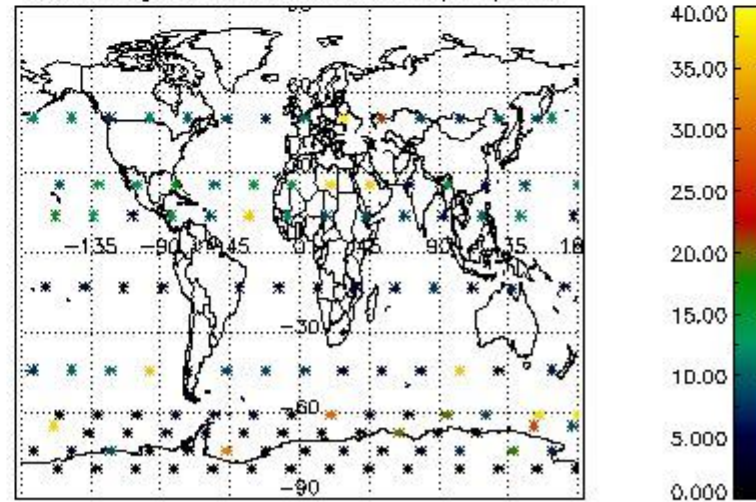
Percentage of datation errors per profile



Percentage of star falling outside central band per profile



Percentage of saturation errors per profile



## 5. Trace gas profiles

### 5.1 Ozone statistics based on quality of products

The final quality of the products can be "measured" using the STD (Standard Deviation) attached to every point profile. This information is written to the parameter GOM\_NL\_\_2P/NL\_LOCAL\_SPECIES\_DENSITY/o3\_std of the level 2 products. The table below shows the statistics for given STD ranges.

The statistics are given with respect to the overall valid production:

- Products without fatal errors: GOM\_NL\_\_2P/MPH/PRODUCT\_ERR=0
- Valid point profile: GOM\_NL\_\_2P/NL\_LOCAL\_SPECIES\_DENSITY/pcd(0)=0

The 'Criteria' is applied to valid points of dark limb products:

- Products in dark limb illumination condition: GOM\_NL\_\_2P/NL\_SUMMARY\_QUALITY/obs\_ill\_cond=0
- Products without fatal errors: GOM\_NL\_\_2P/MPH/PRODUCT\_ERR=0
- Valid point profile: GOM\_NL\_\_2P/NL\_LOCAL\_SPECIES\_DENSITY/pcd(0)=0

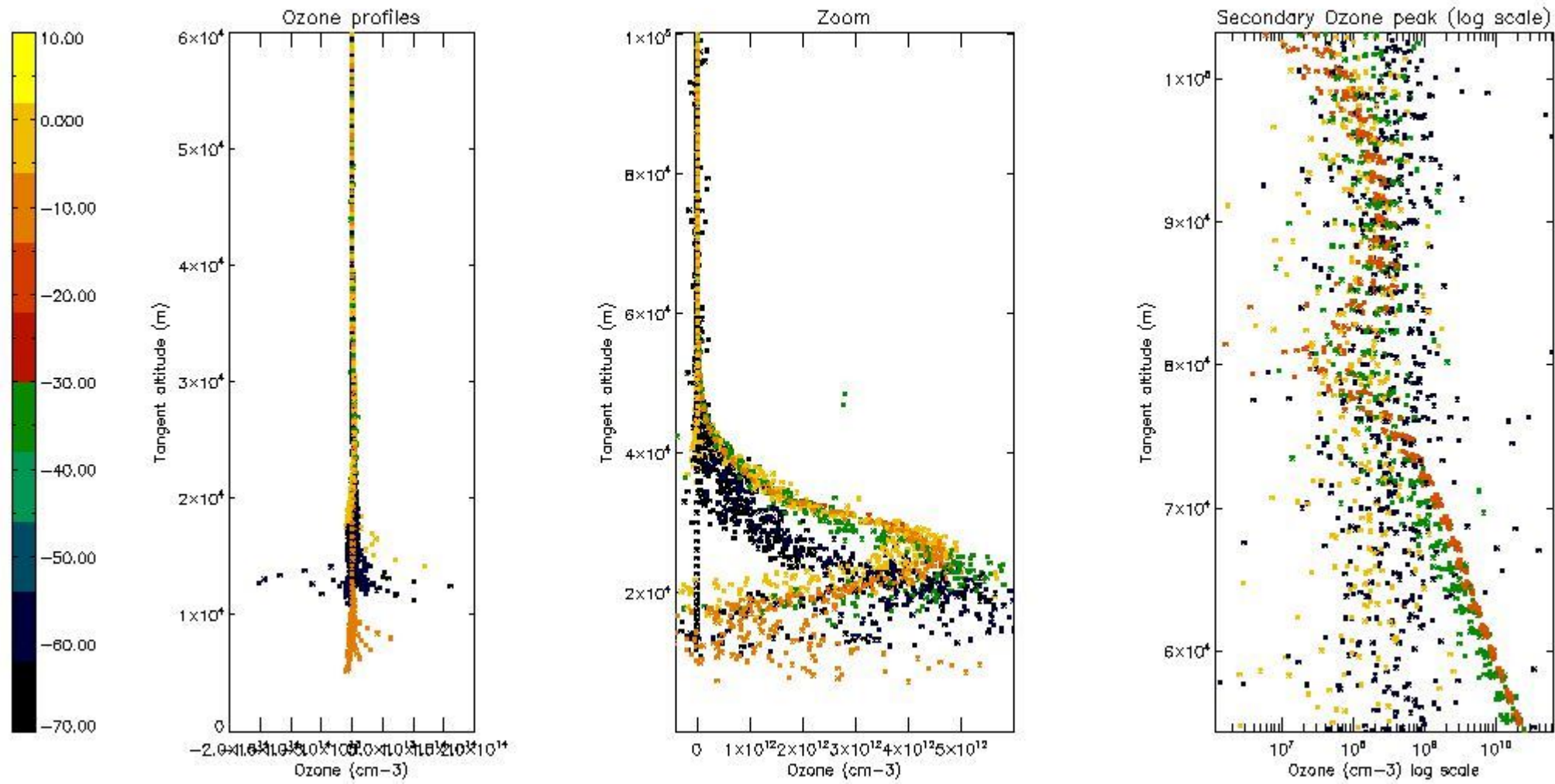
So, the table below shows the percentage of dark limb and valid observations for each criteria with respect to the overall valid daily observations.

Criteria	% of total production
All STD	26
STD < 20	9

STD < 10	5
STD < 5	3

5.2 Plot ozone profiles for all STD (dark without errors)

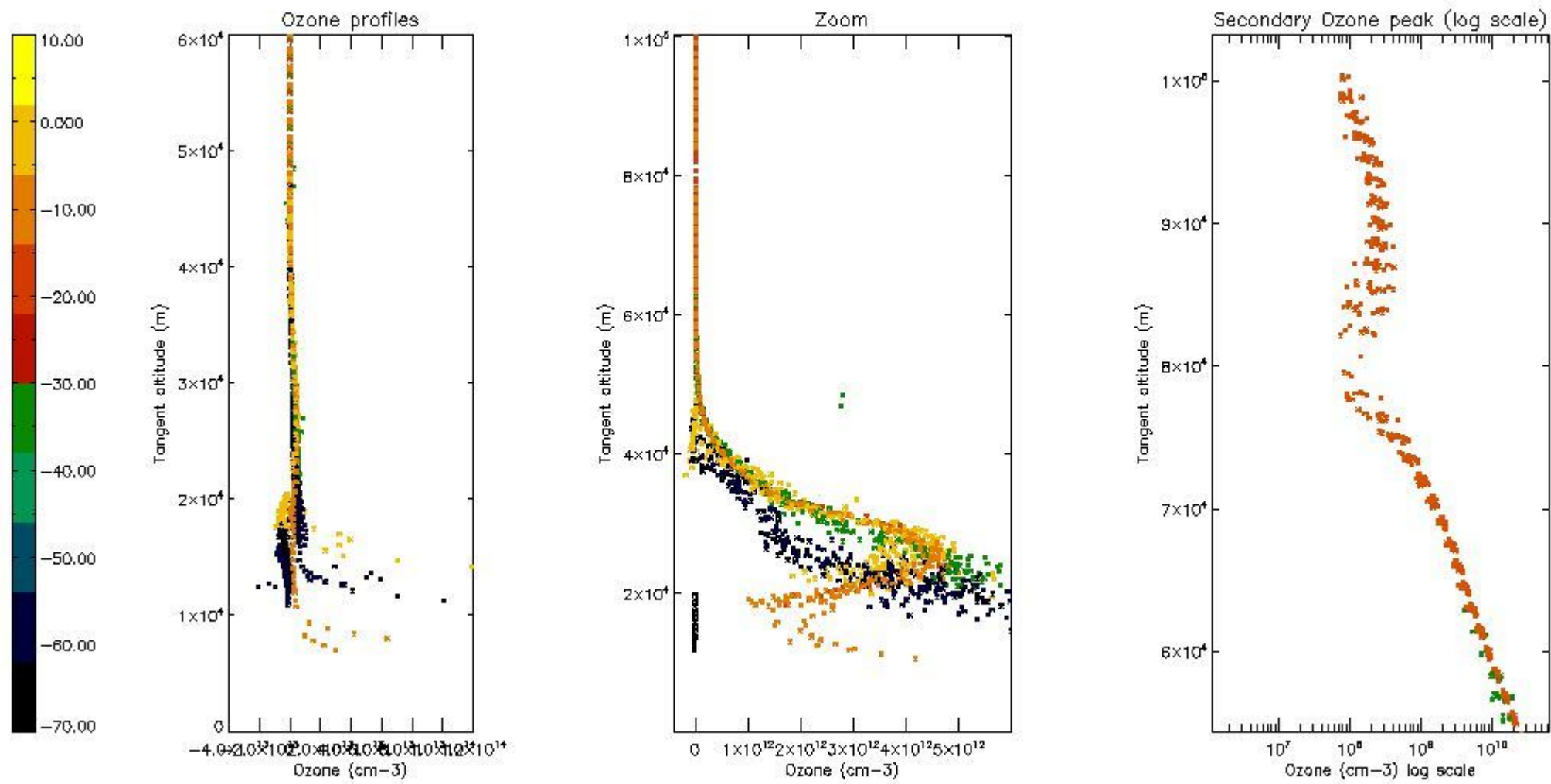
The colorbar represents the latitude.



5.3 Plot ozone profiles where STD < 20% (dark without errors)

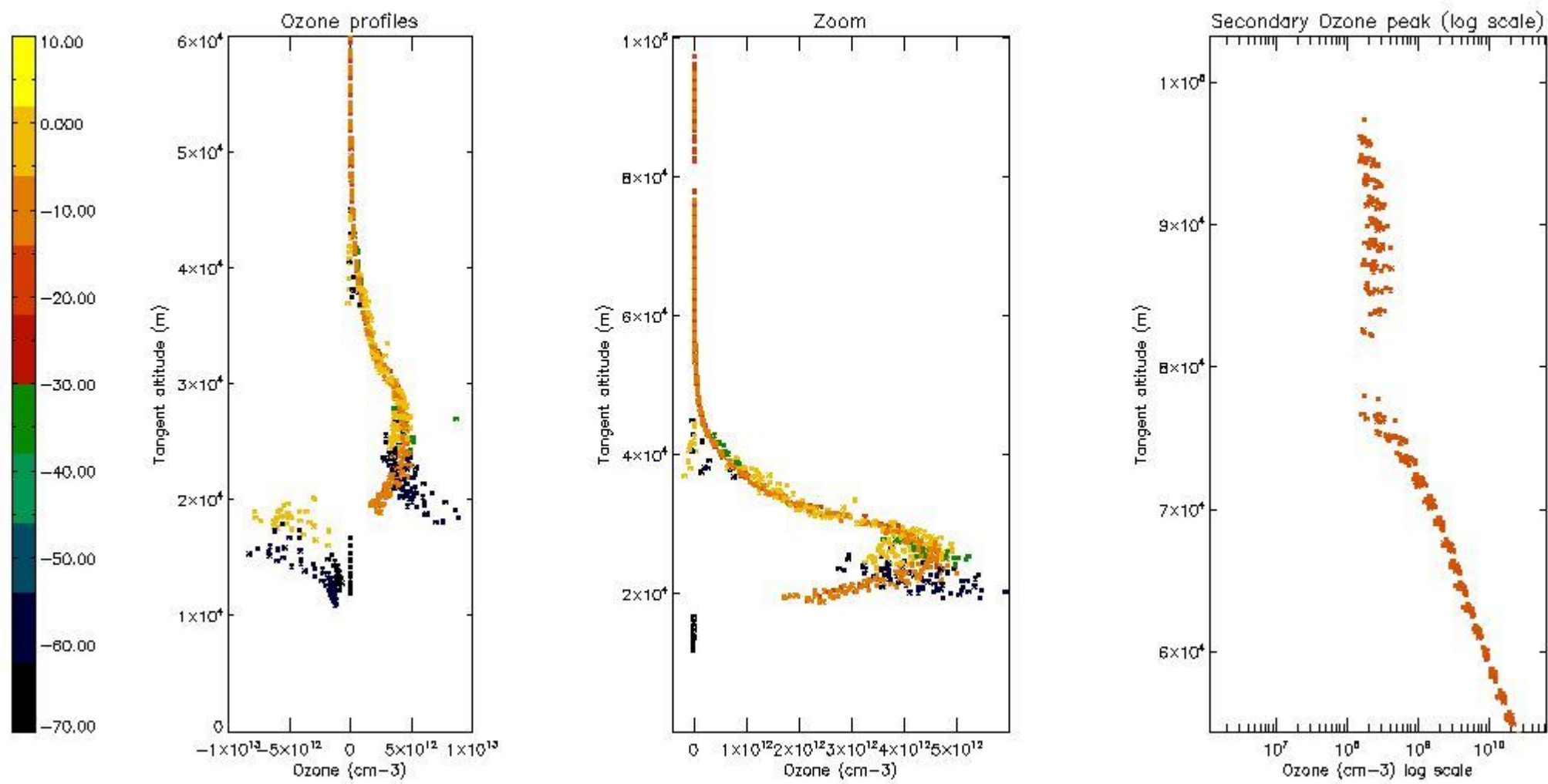
The colorbar represents the latitude.





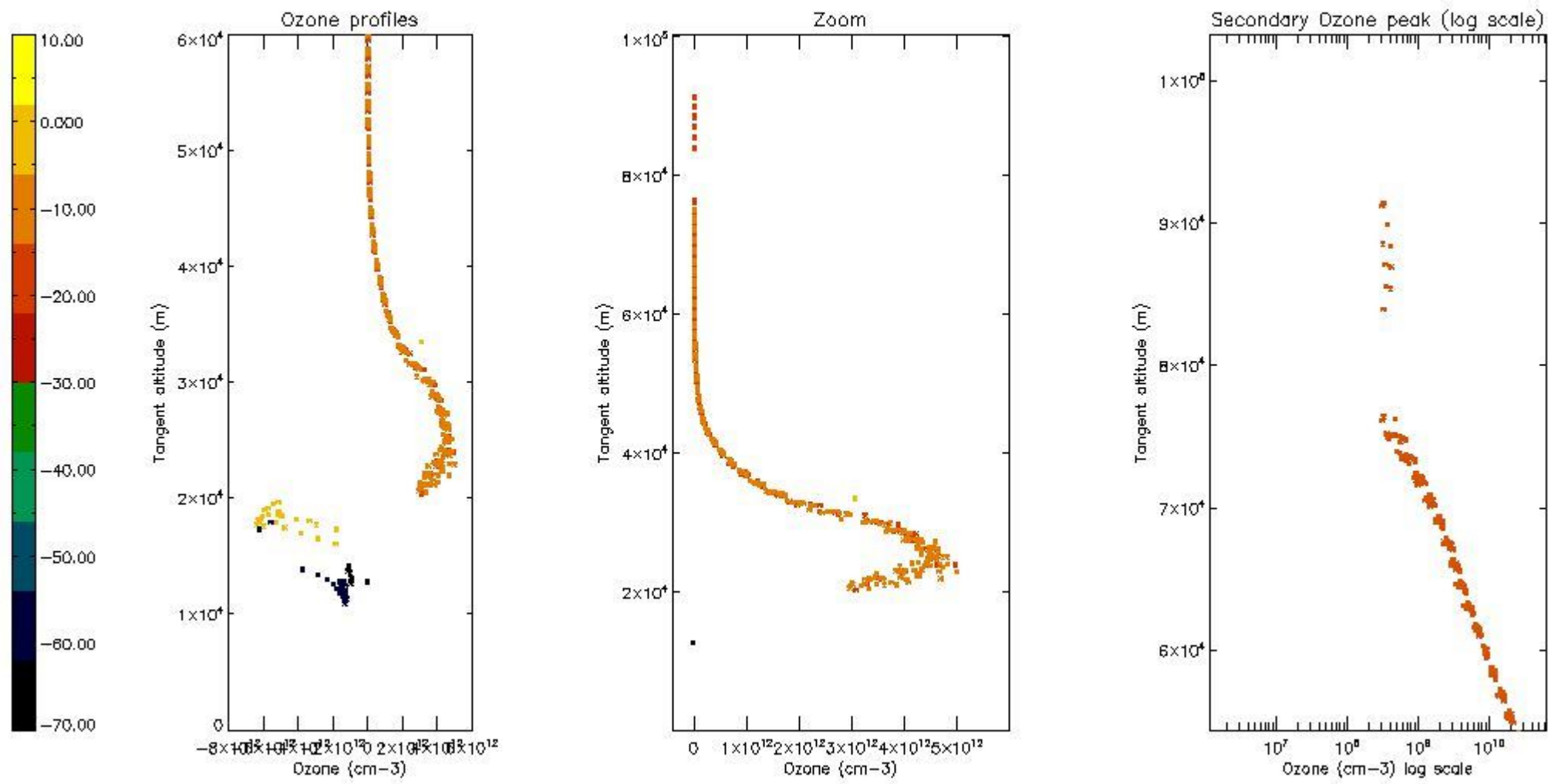
*5.4 Plot ozone profiles where STD < 10% (dark without errors)*

The colorbar represents the latitude.



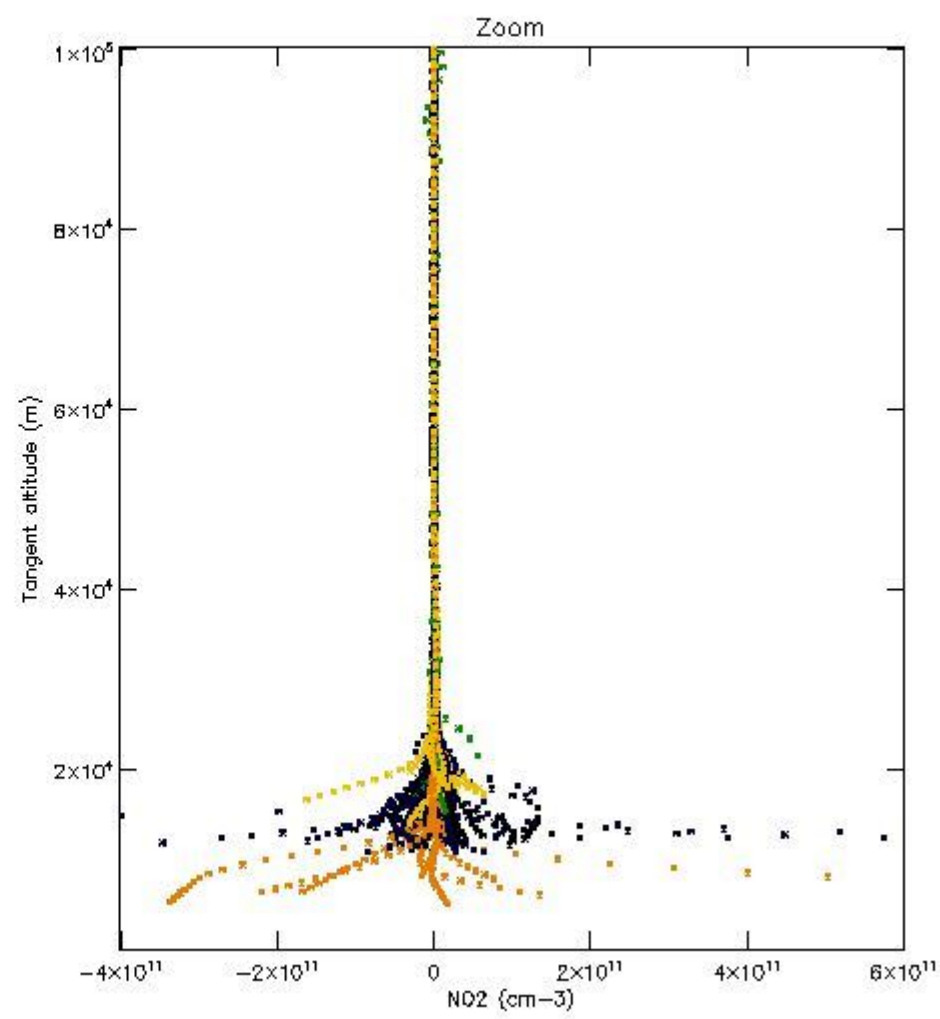
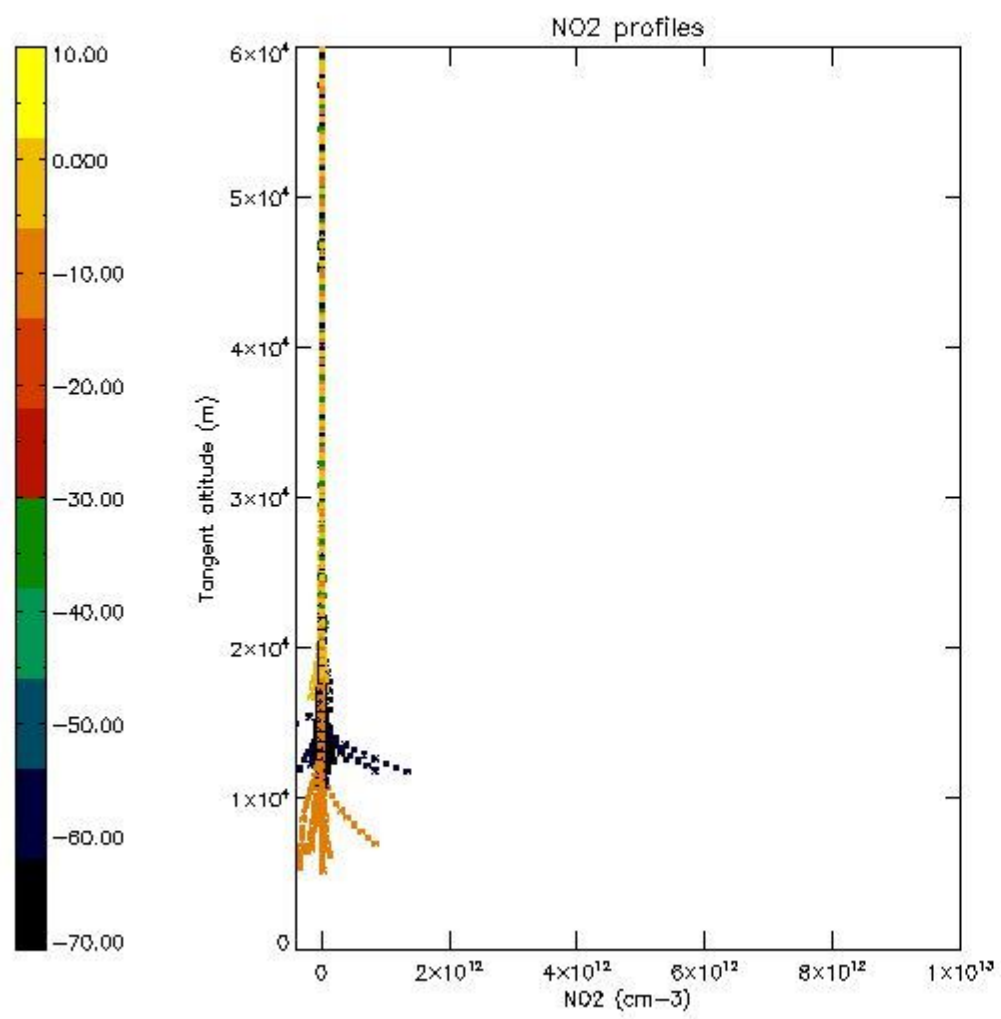
*5.5 Plot ozone profiles where  $STD < 5\%$  (dark without errors)*

The colorbar represents the latitude.



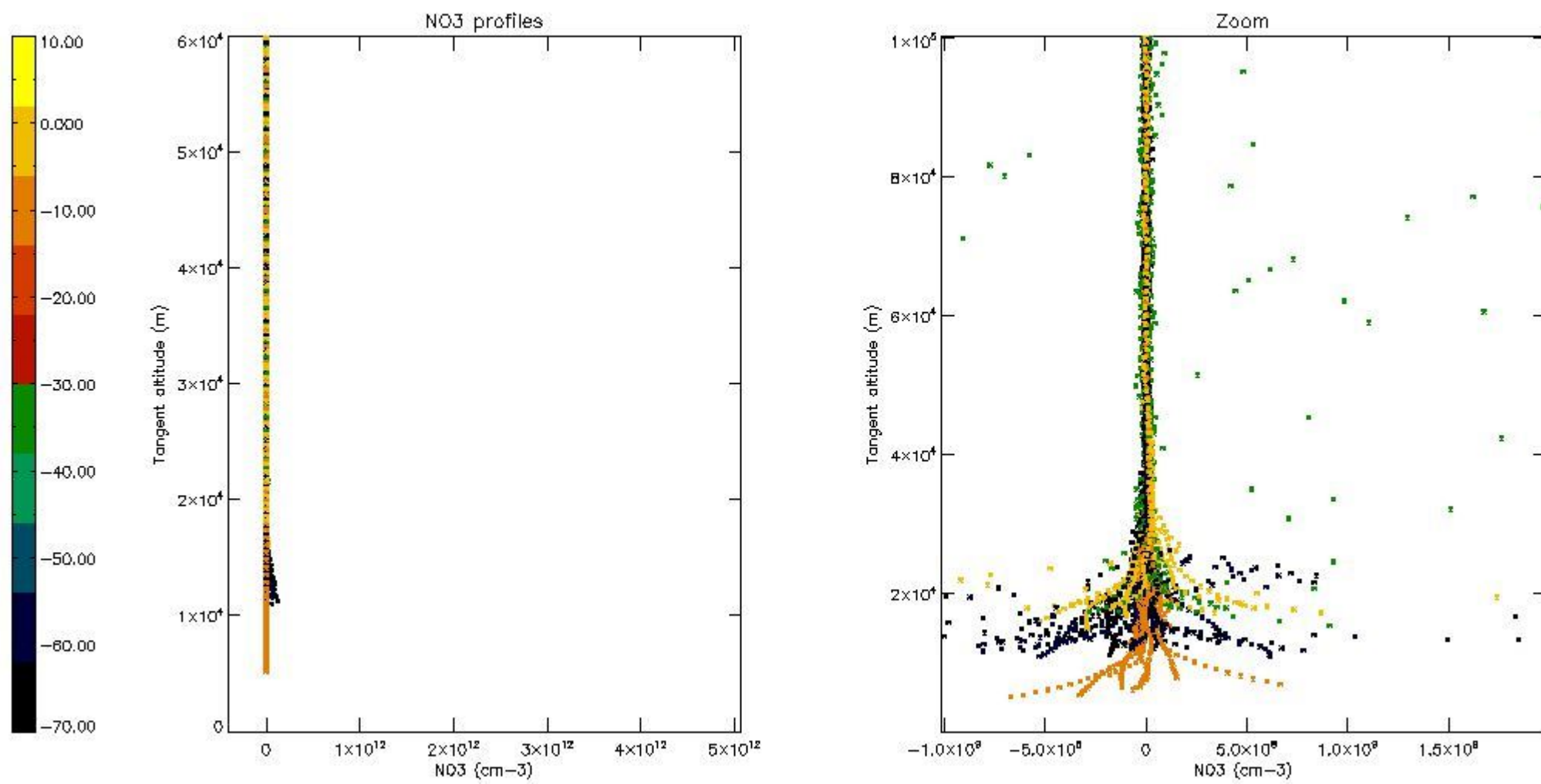
*5.6 Plot NO<sub>2</sub> profiles for all STD (dark without errors)*

The colorbar represents the latitude.



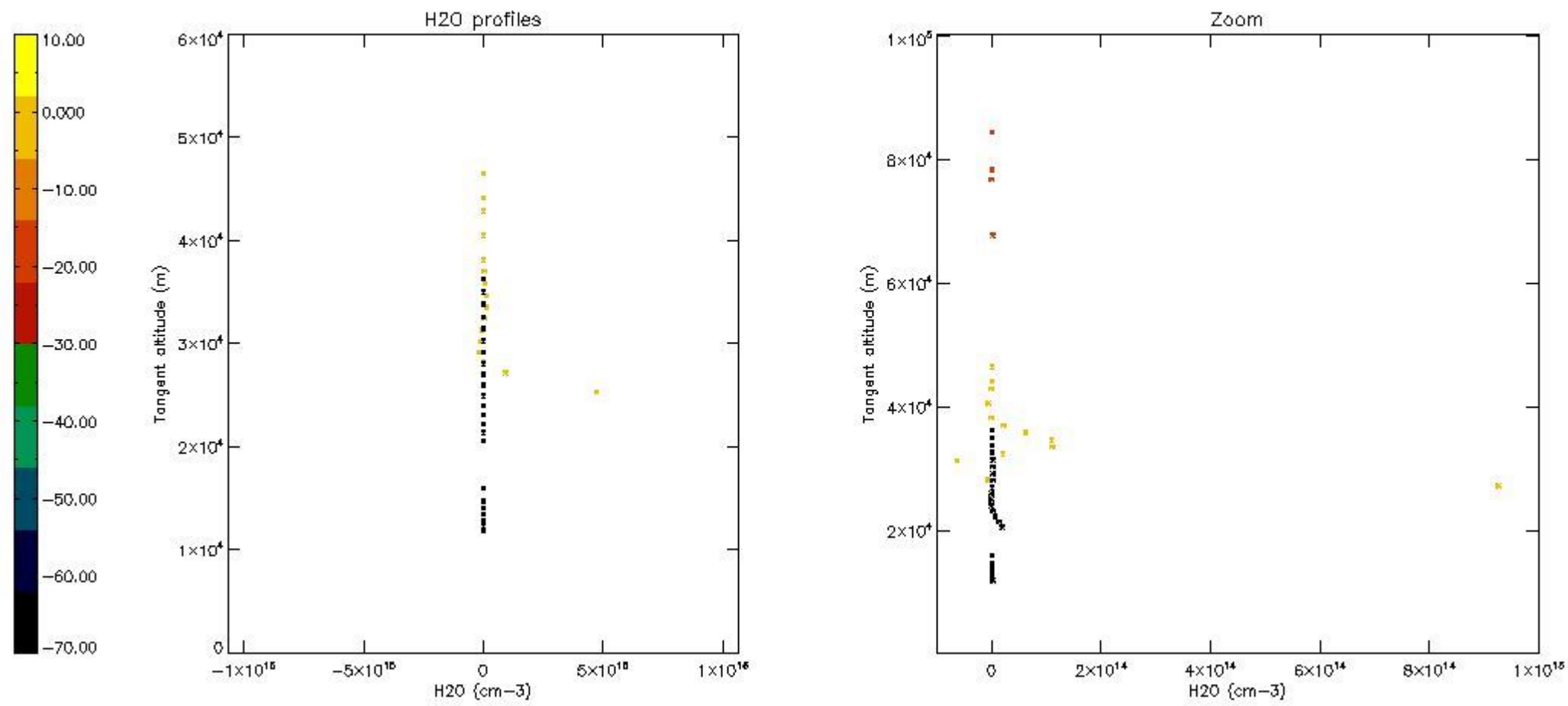
*5.7 Plot NO3 profiles for all STD (dark without errors)*

The colorbar represents the latitude.



5.8 Plot H2O profiles for all STD (only for occultations of stars 1,2,3,4,13,14,16,26,63 dark without errors)

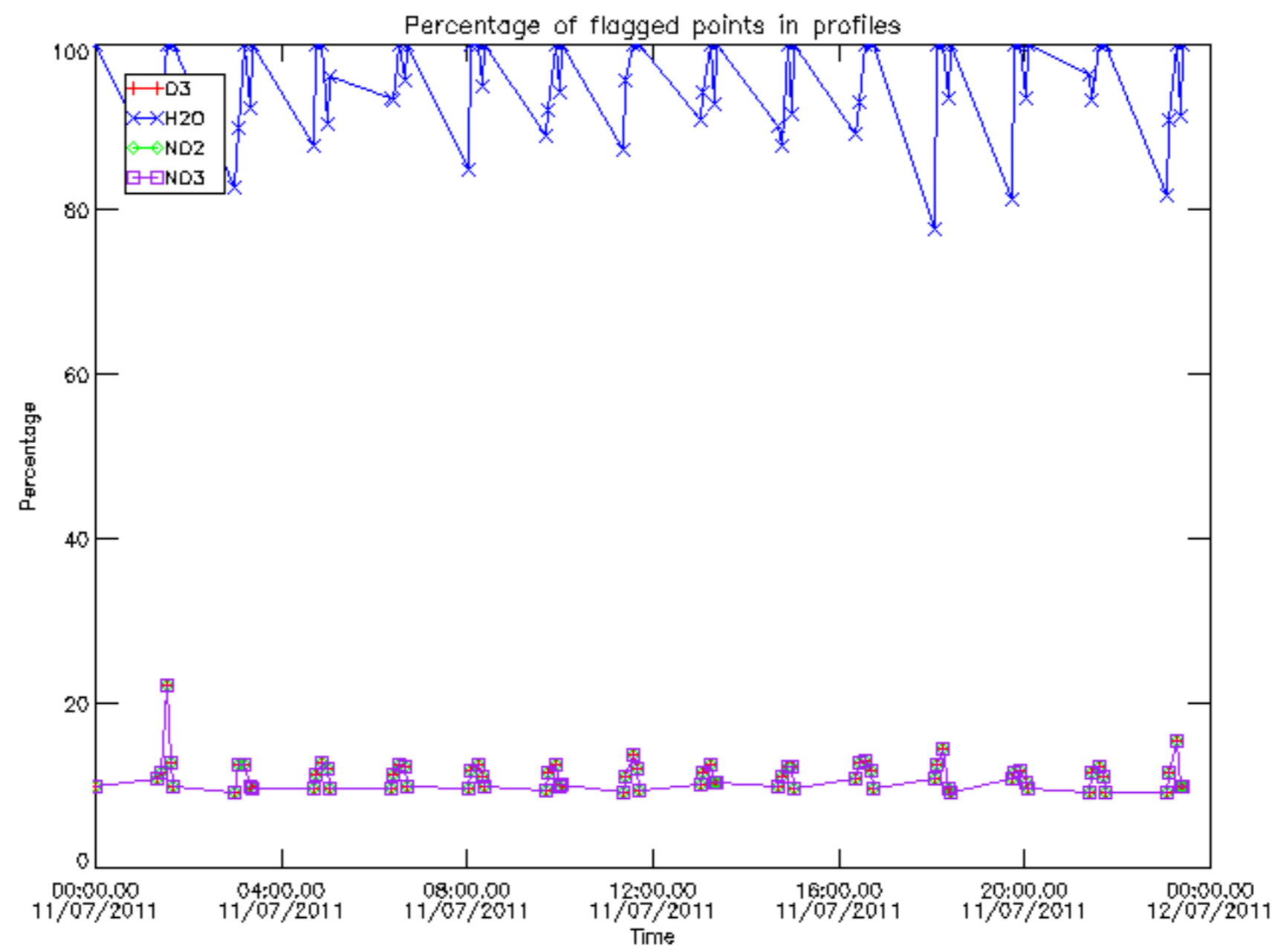
The colorbar represents the latitude.



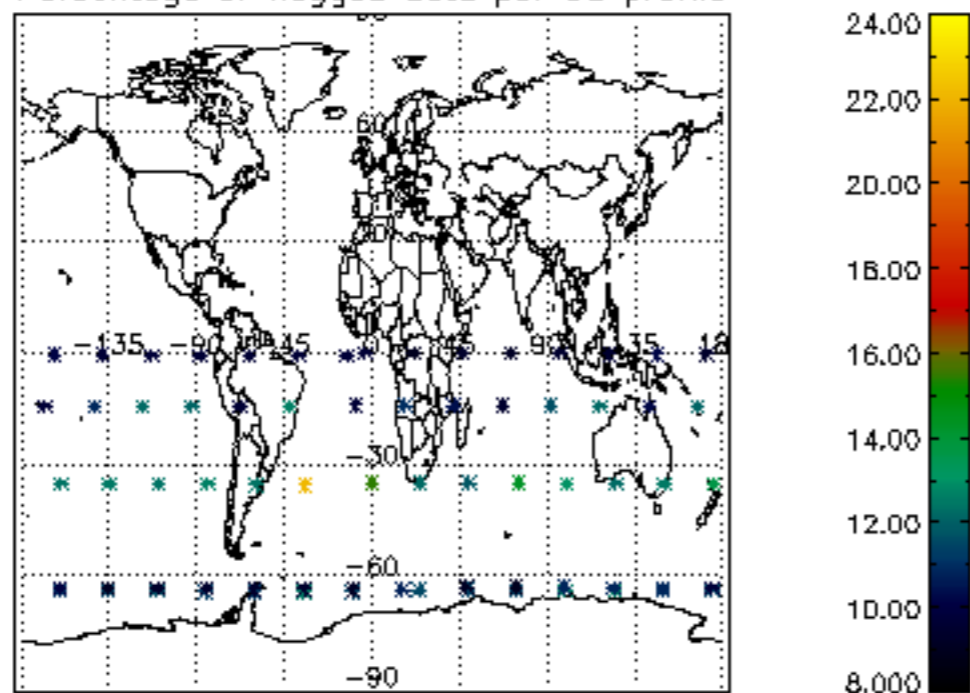
## 6. Auxiliary Data Files used for the production reported in section 2

The number reported in the third column indicates since which file (see list in section 2) the corresponding auxiliary file has been used. The fourth column is the date of those product files.

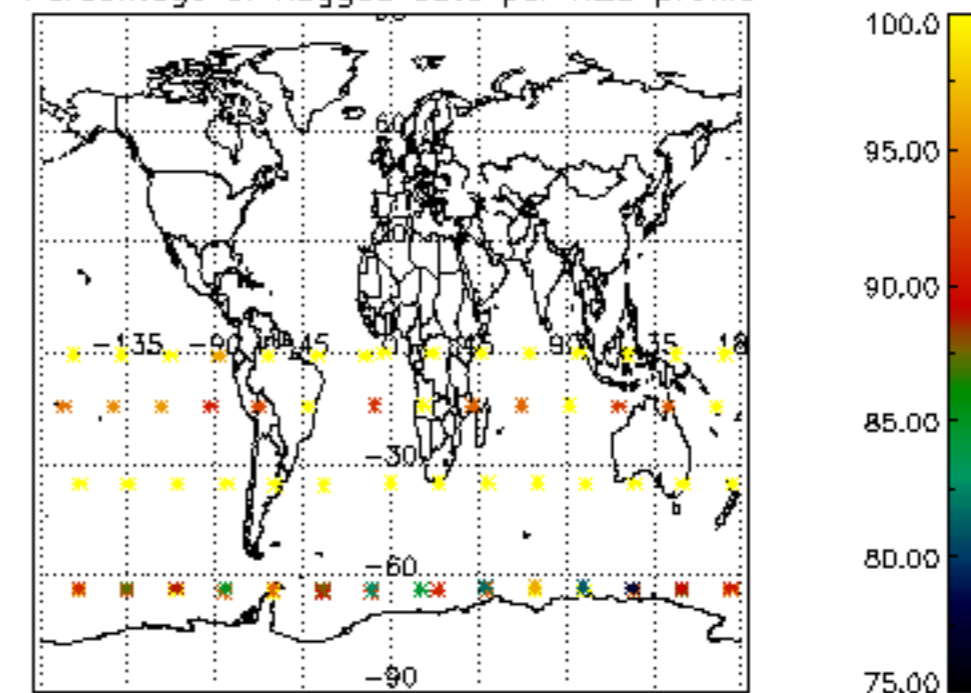
Type	Auxiliary Filename	Used since product	Used since product date
INST_PHYS_CHARACTERISTICS	GOM_INS_AXVIEC20091111_143220_20030716_120000_20500101_000000	1	11-JUL-2011 00:00:43
LEVEL-2_PROC_CONFIG	GOM_PR2_AXVIEC20091111_152718_20020301_000000_20500101_000000	1	11-JUL-2011 00:00:43
CROSS_SECTIONS_FILE	GOM_CRS_AXVIEC20091111_154832_20020301_000000_20500101_000000	1	11-JUL-2011 00:00:43



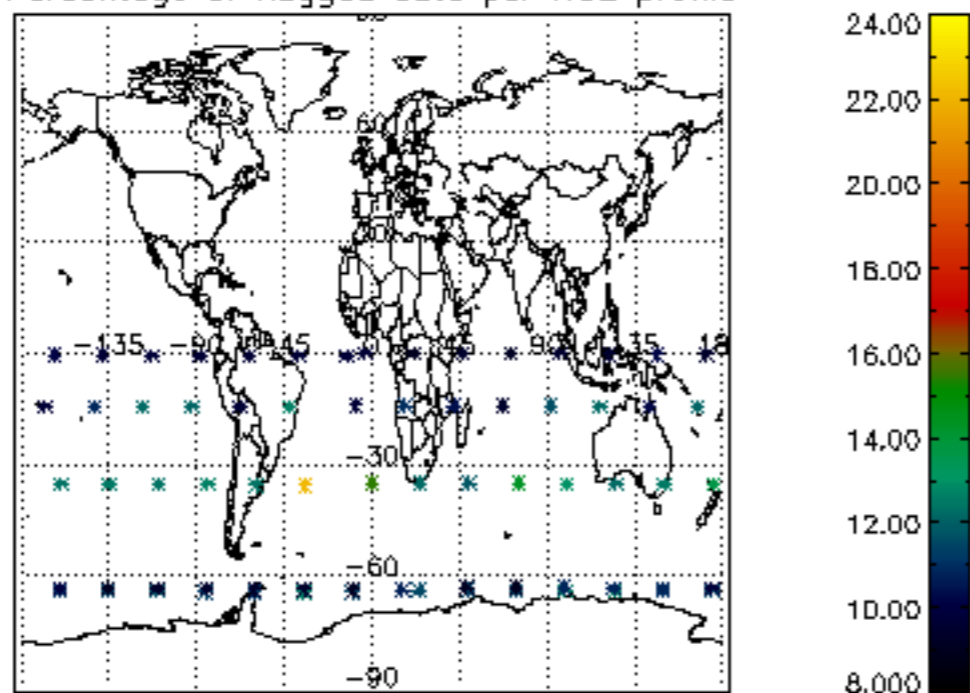
Percentage of flagged data per D3 profile



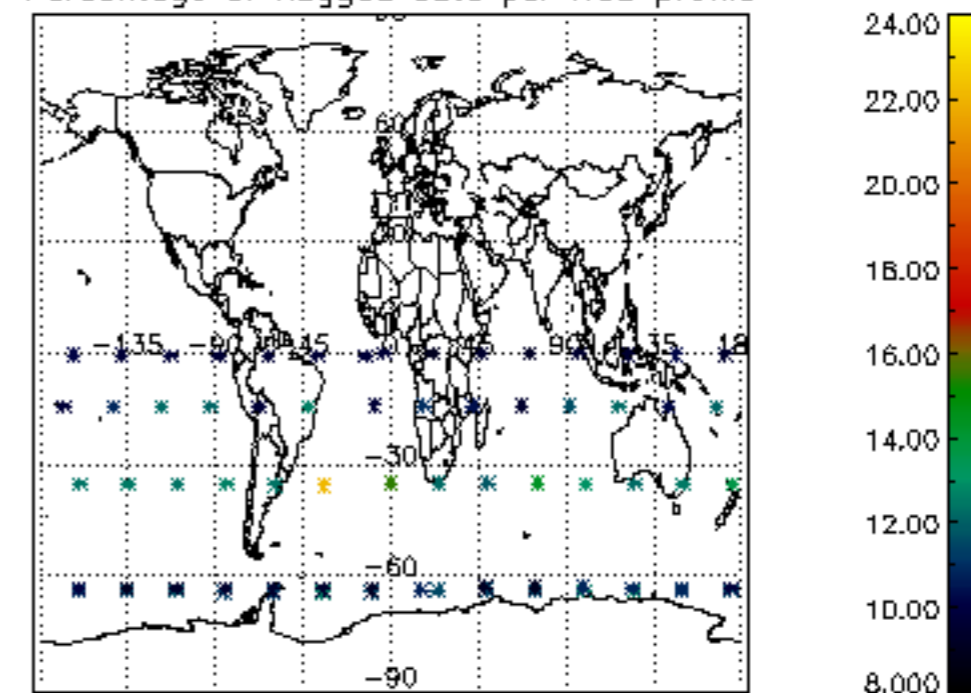
Percentage of flagged data per H2O profile



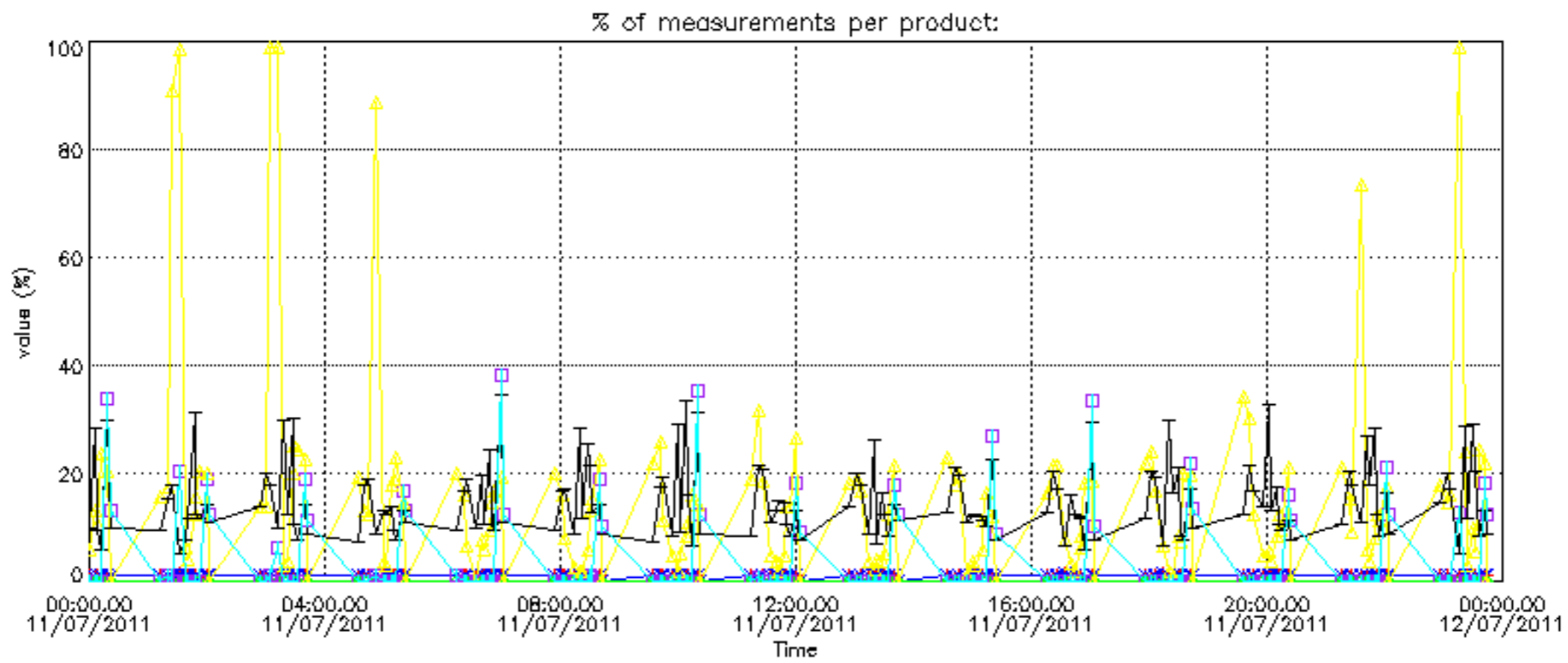
Percentage of flagged data per NO2 profile

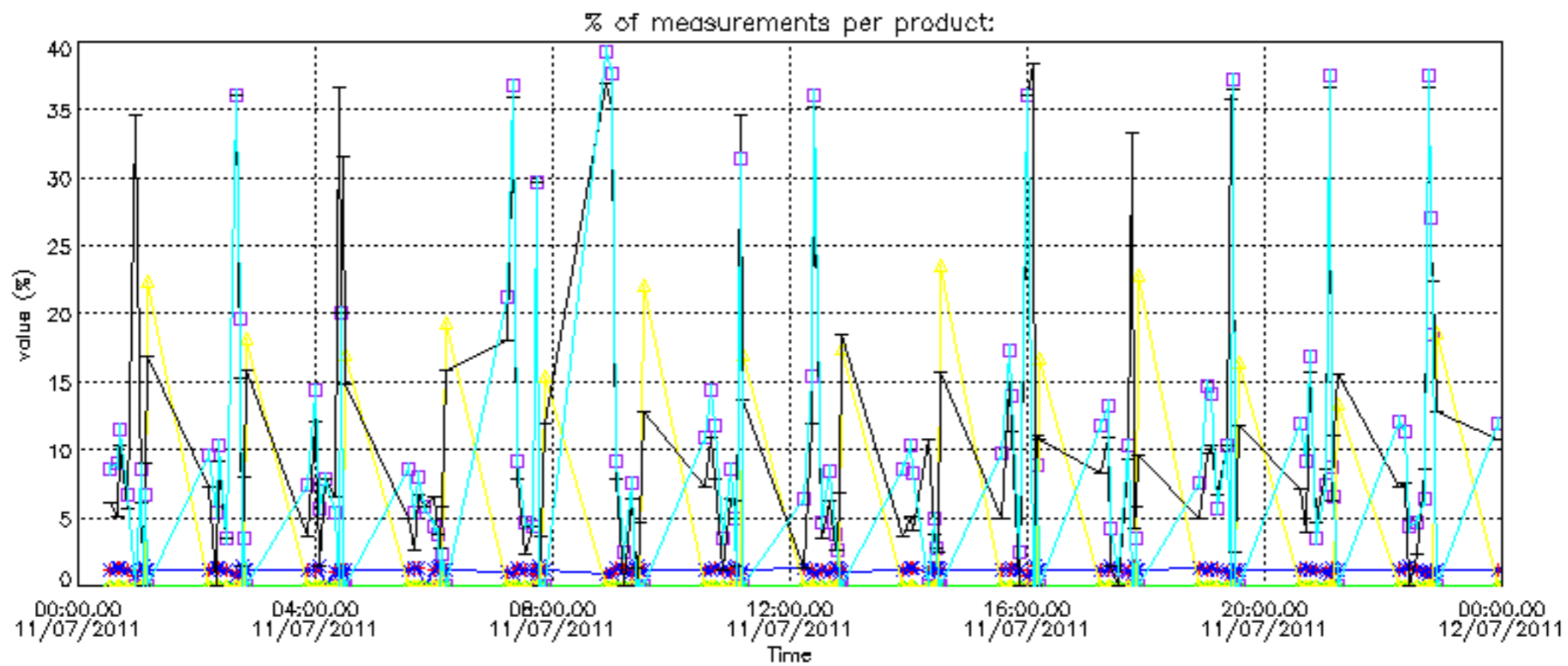


Percentage of flagged data per NO3 profile

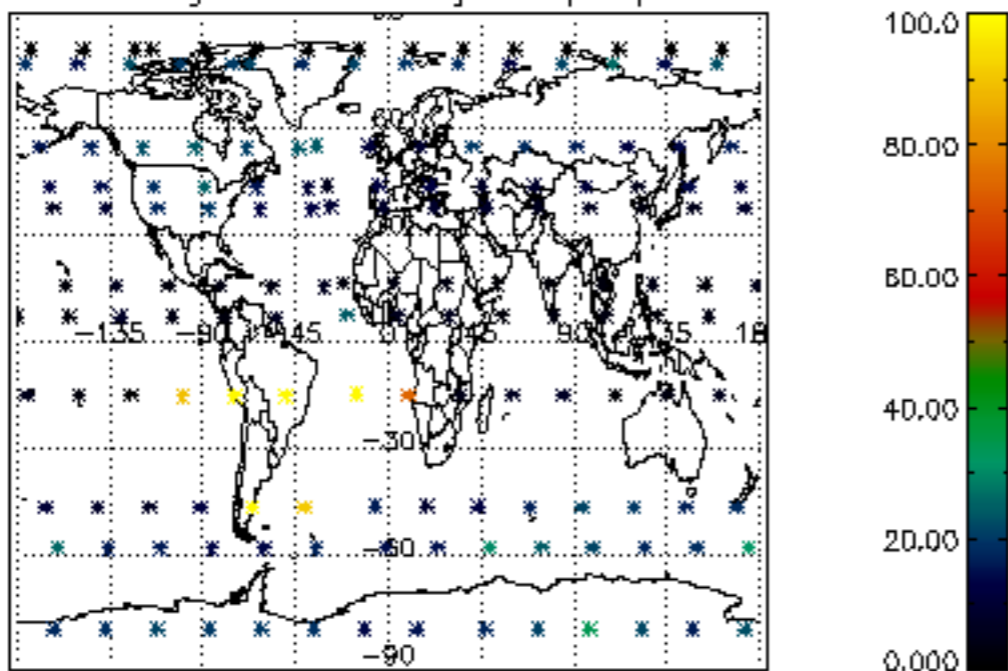




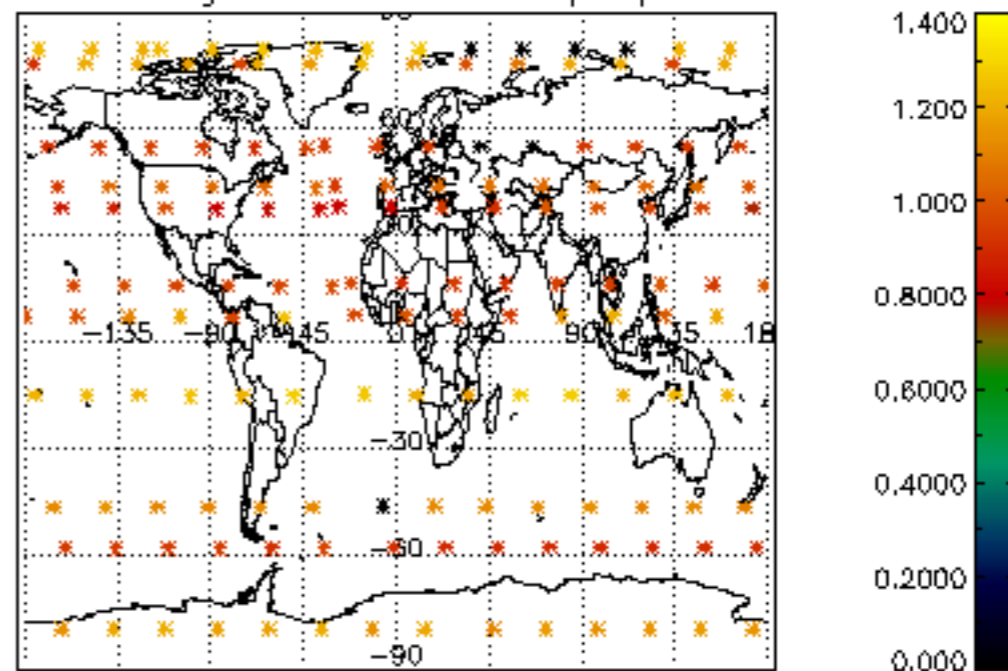




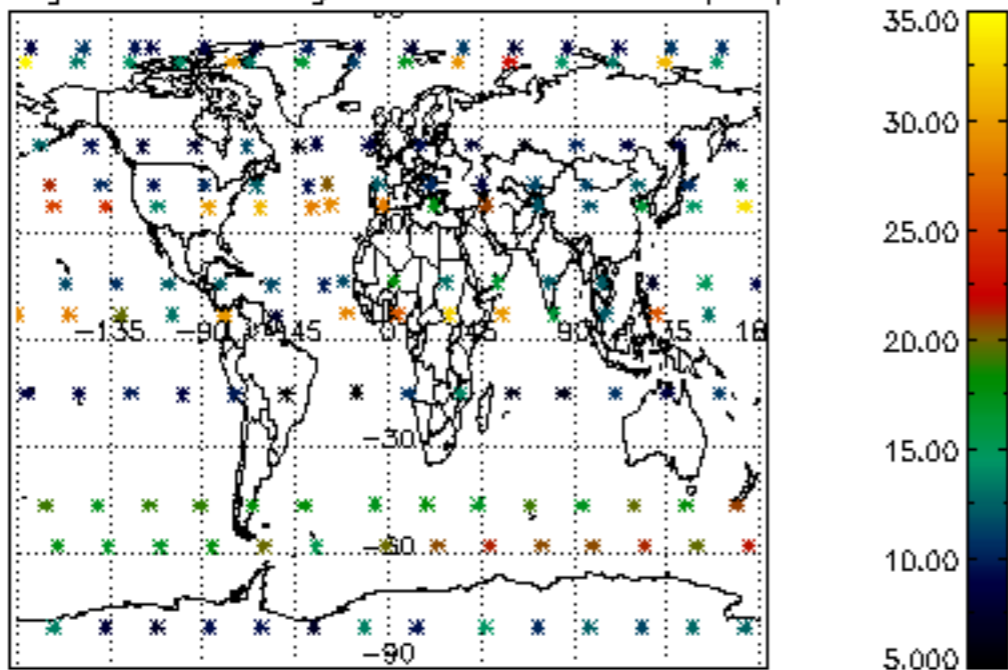
Percentage of cosmic ray hits per profile



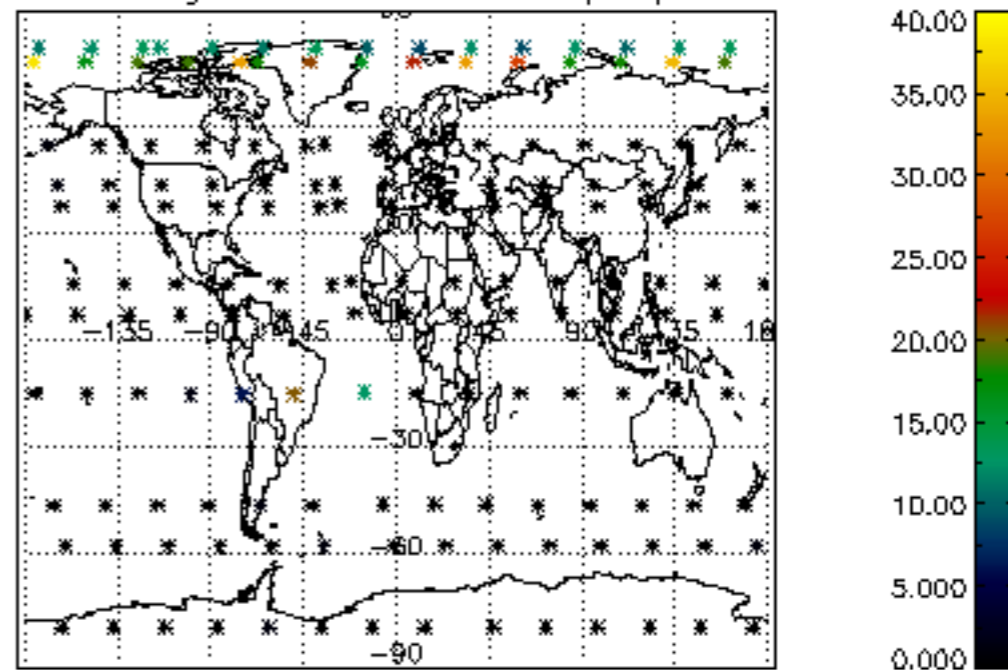
Percentage of datation errors per profile



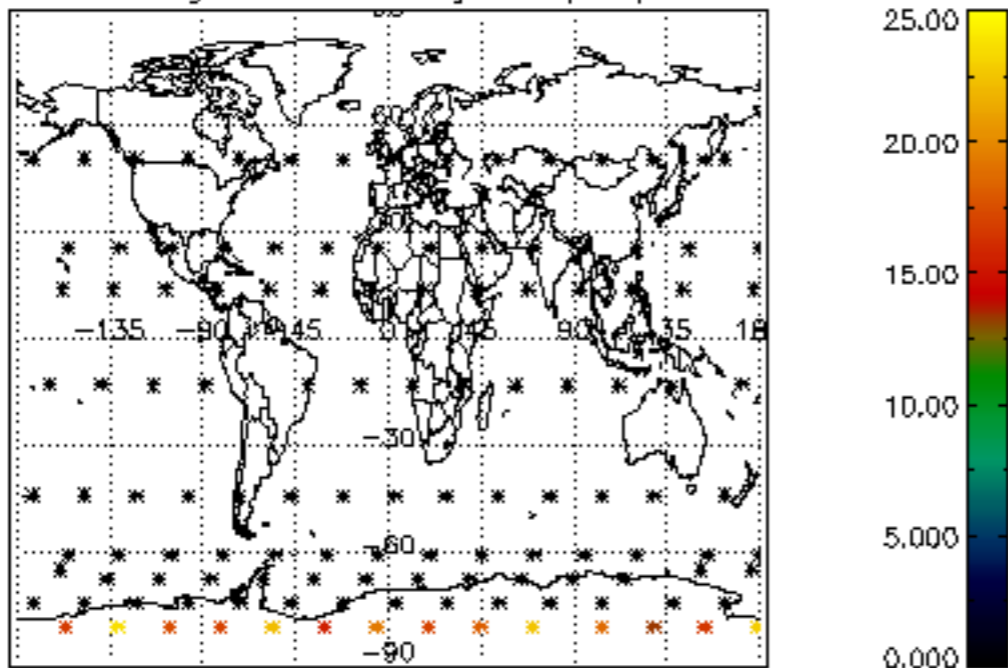
Percentage of star falling outside central band per profile



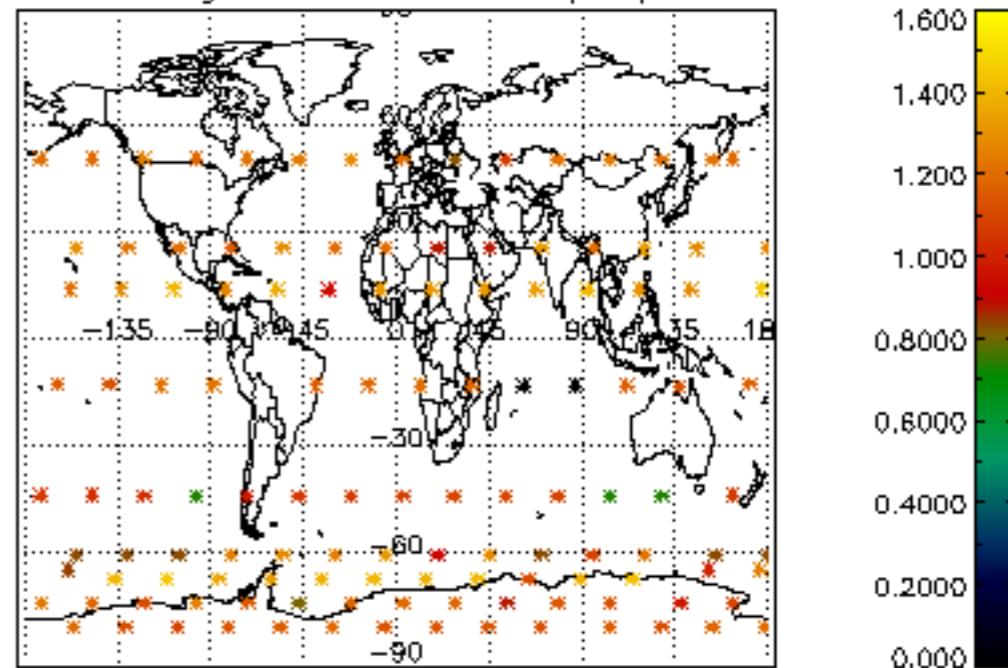
Percentage of saturation errors per profile



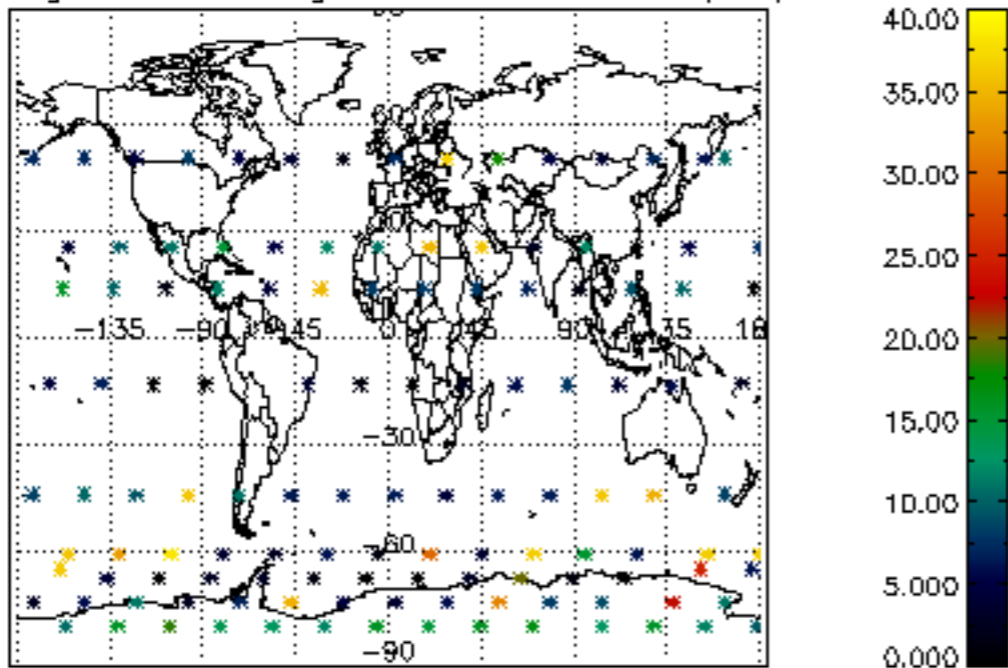
Percentage of cosmic ray hits per profile



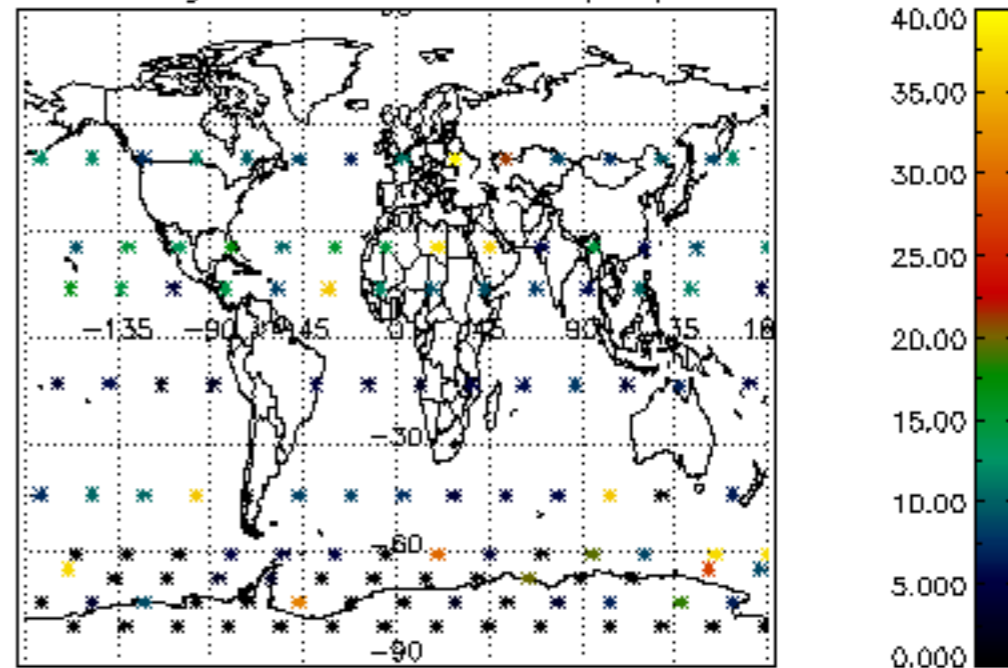
Percentage of datation errors per profile

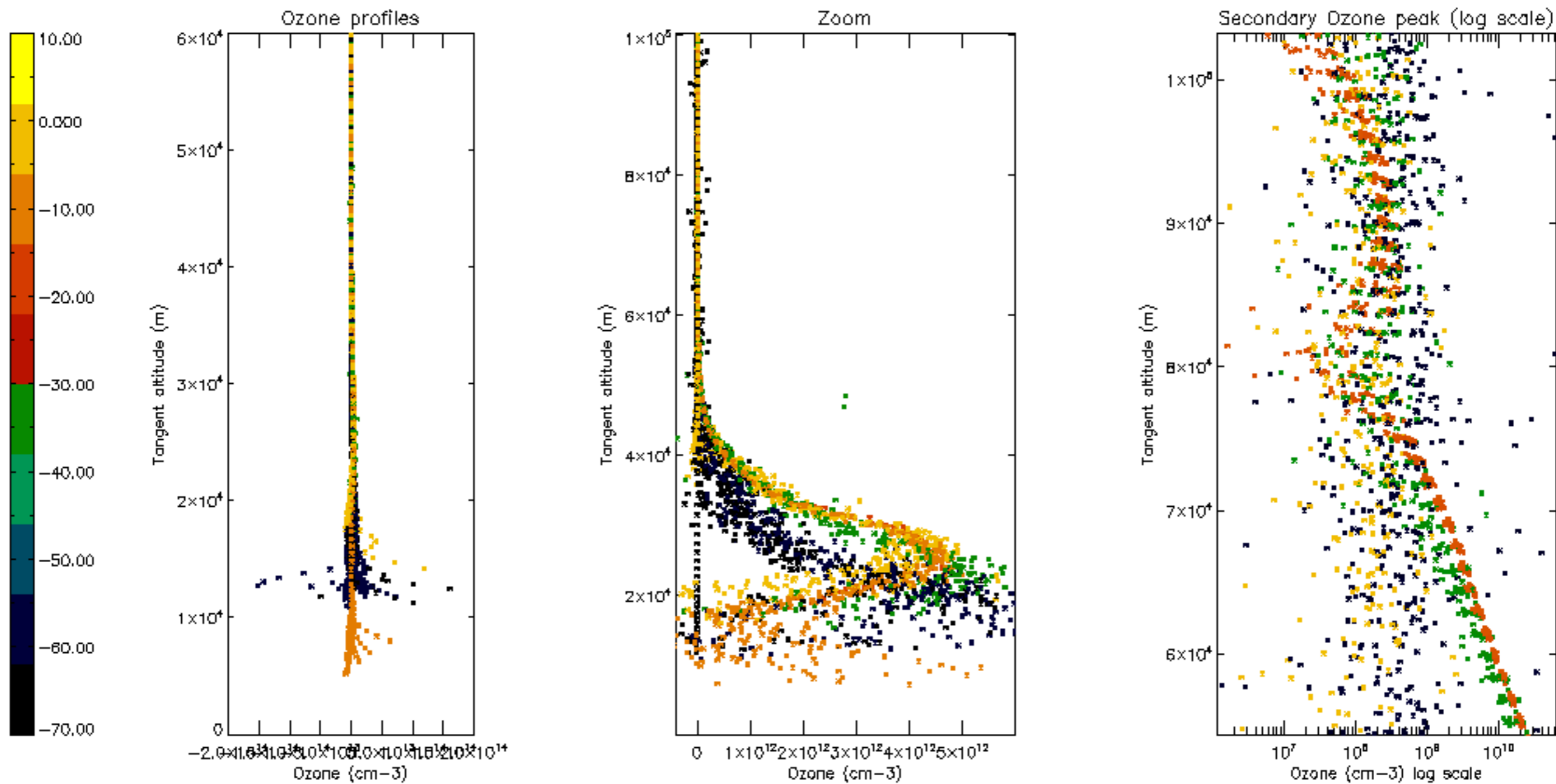


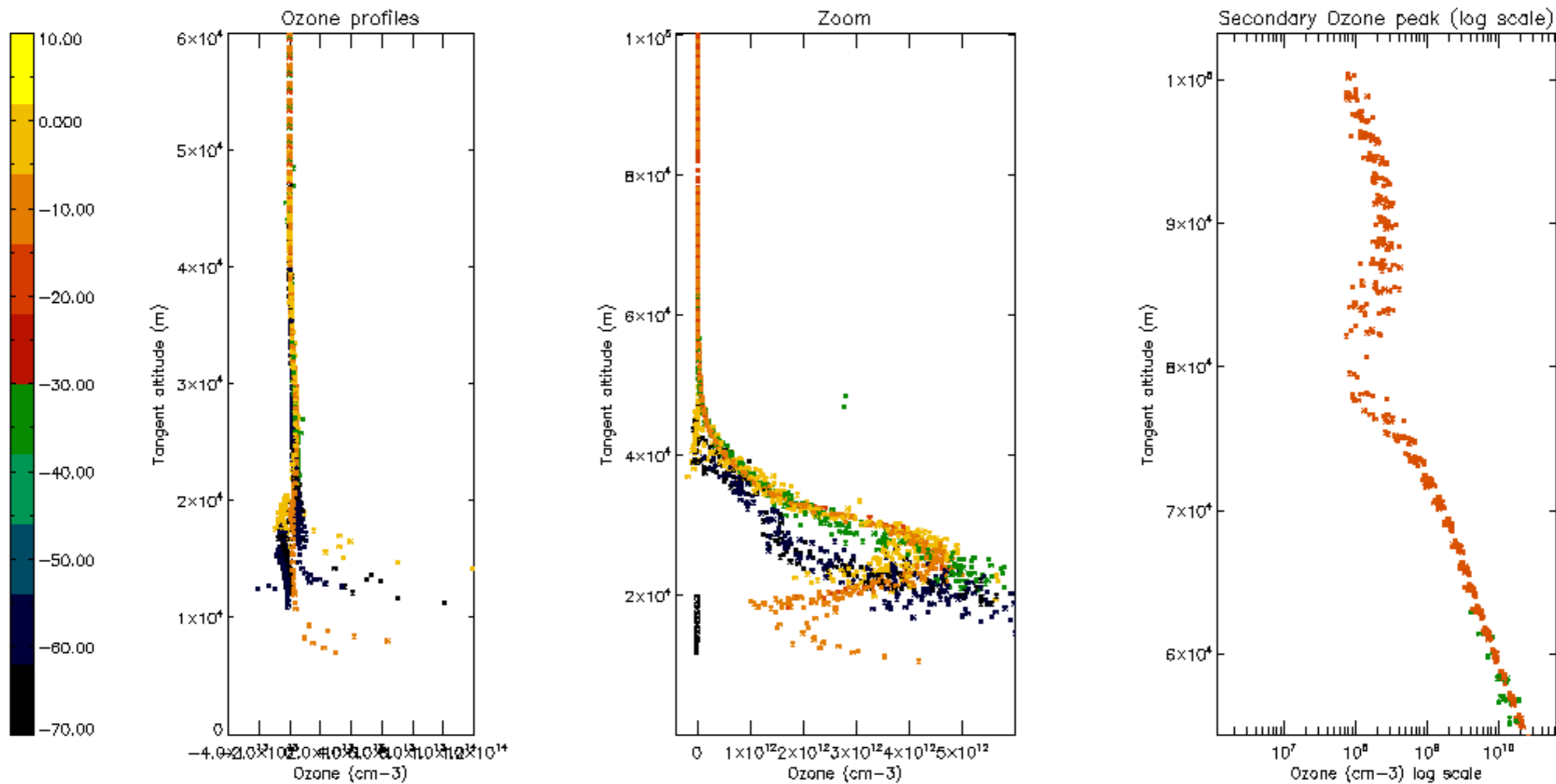
Percentage of star falling outside central band per profile

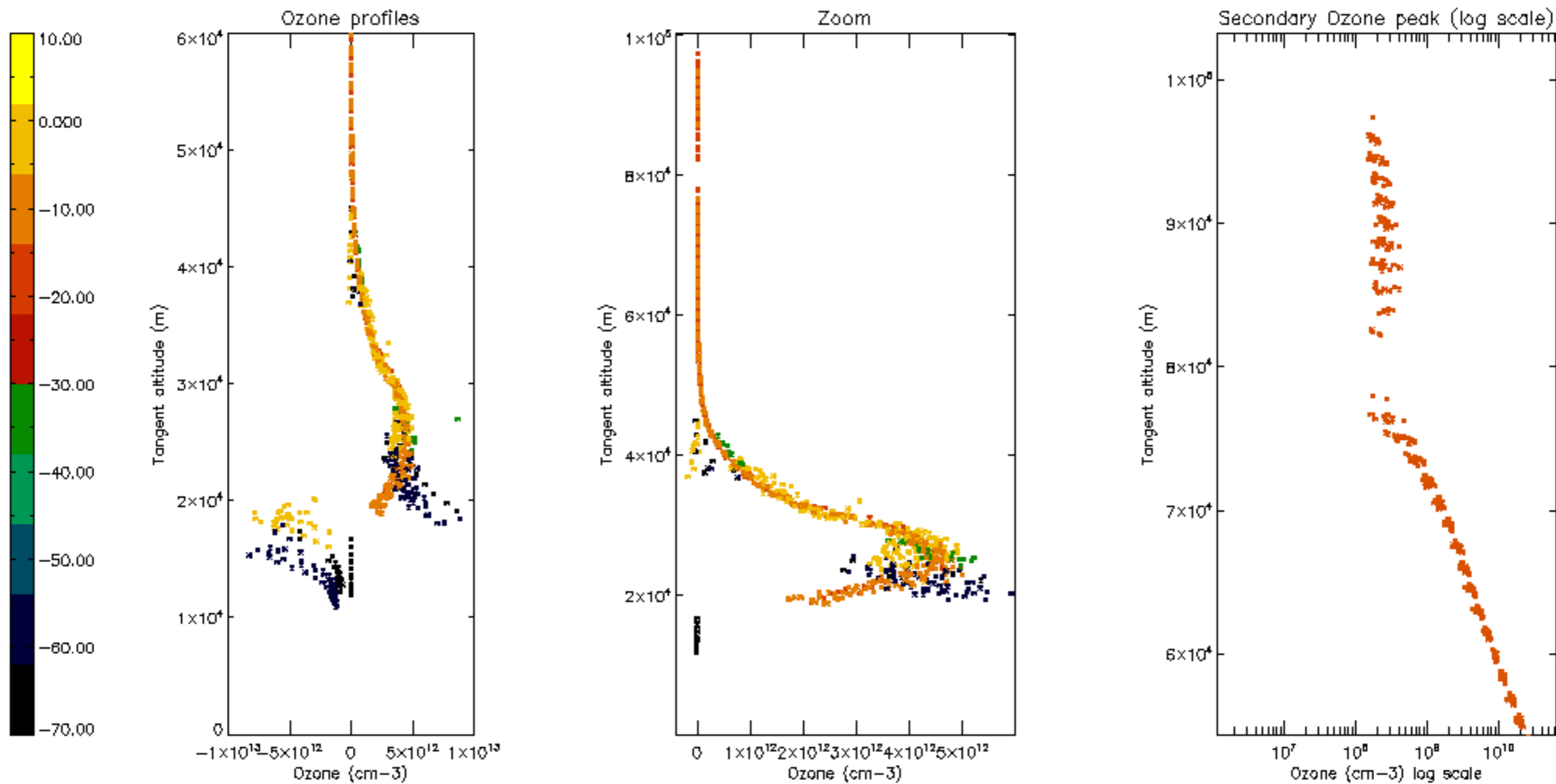


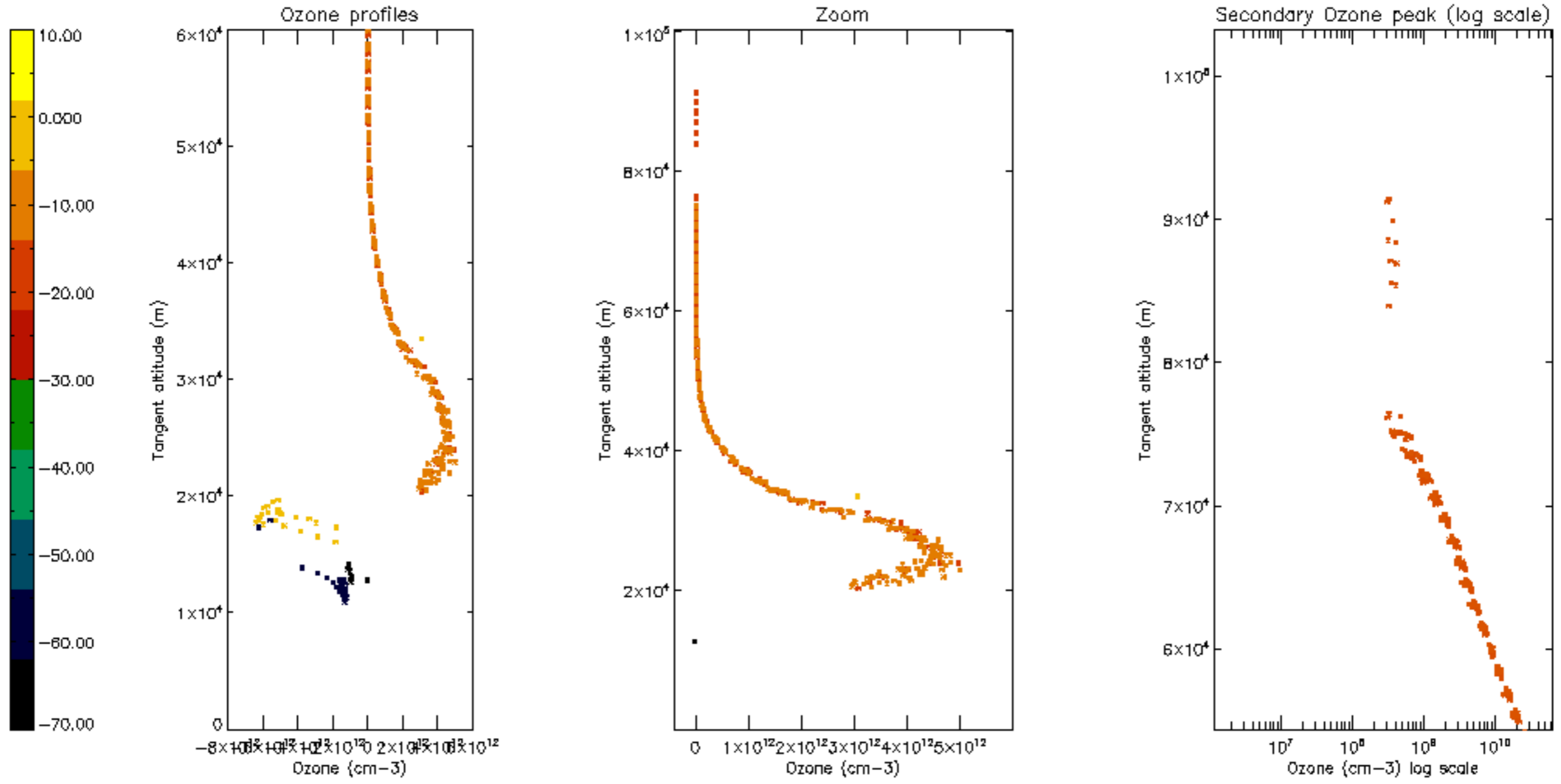
Percentage of saturation errors per profile



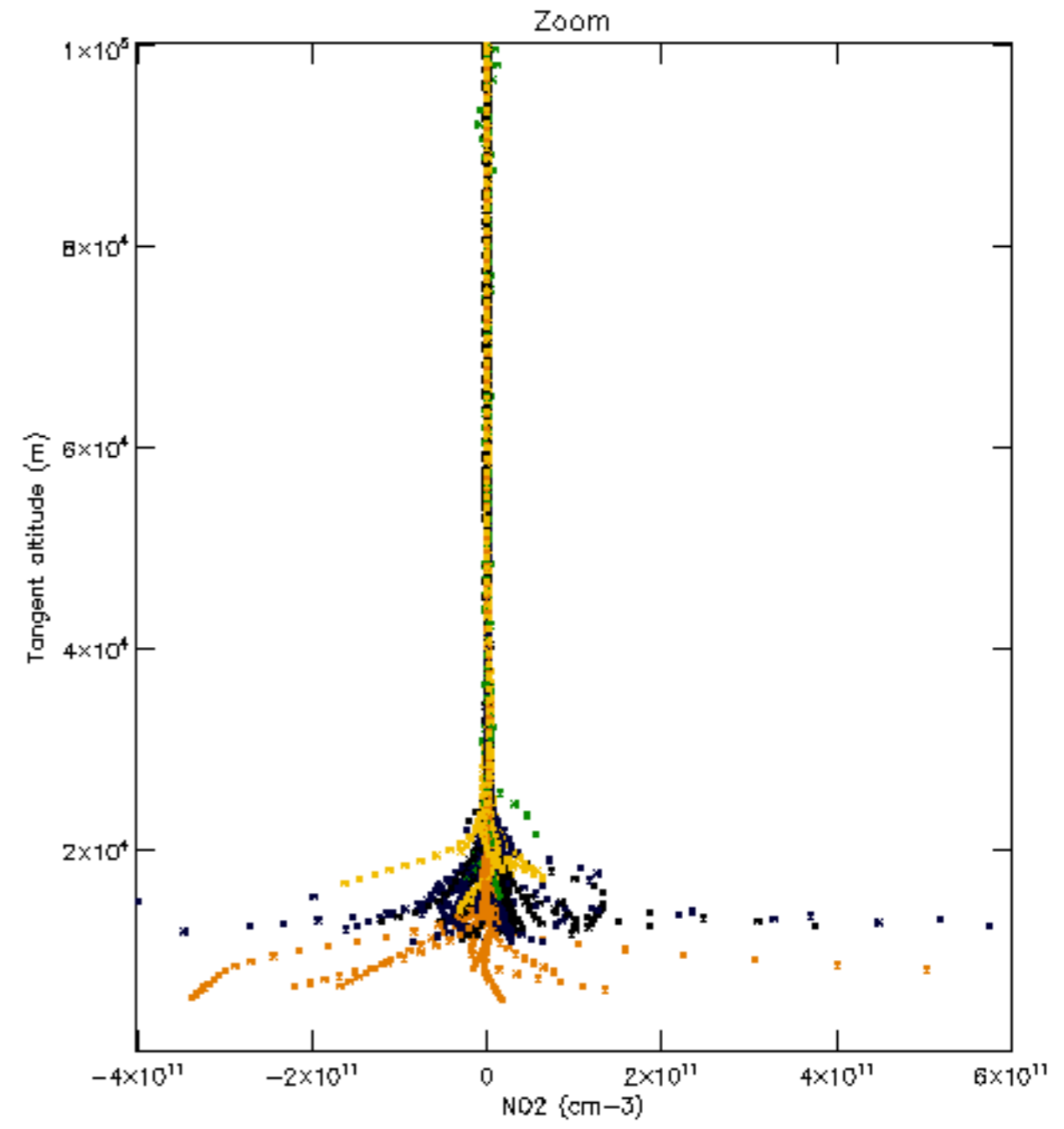
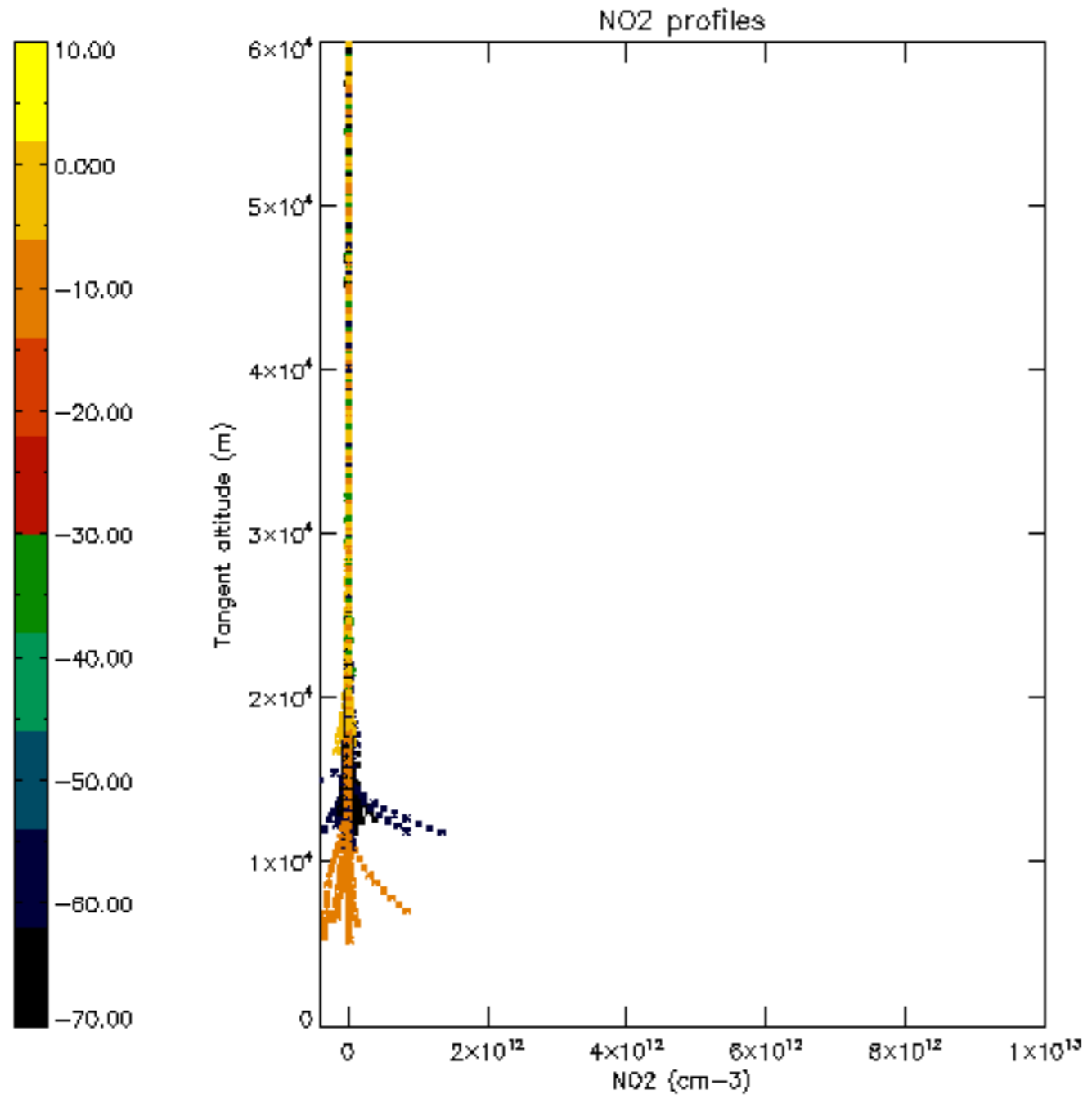


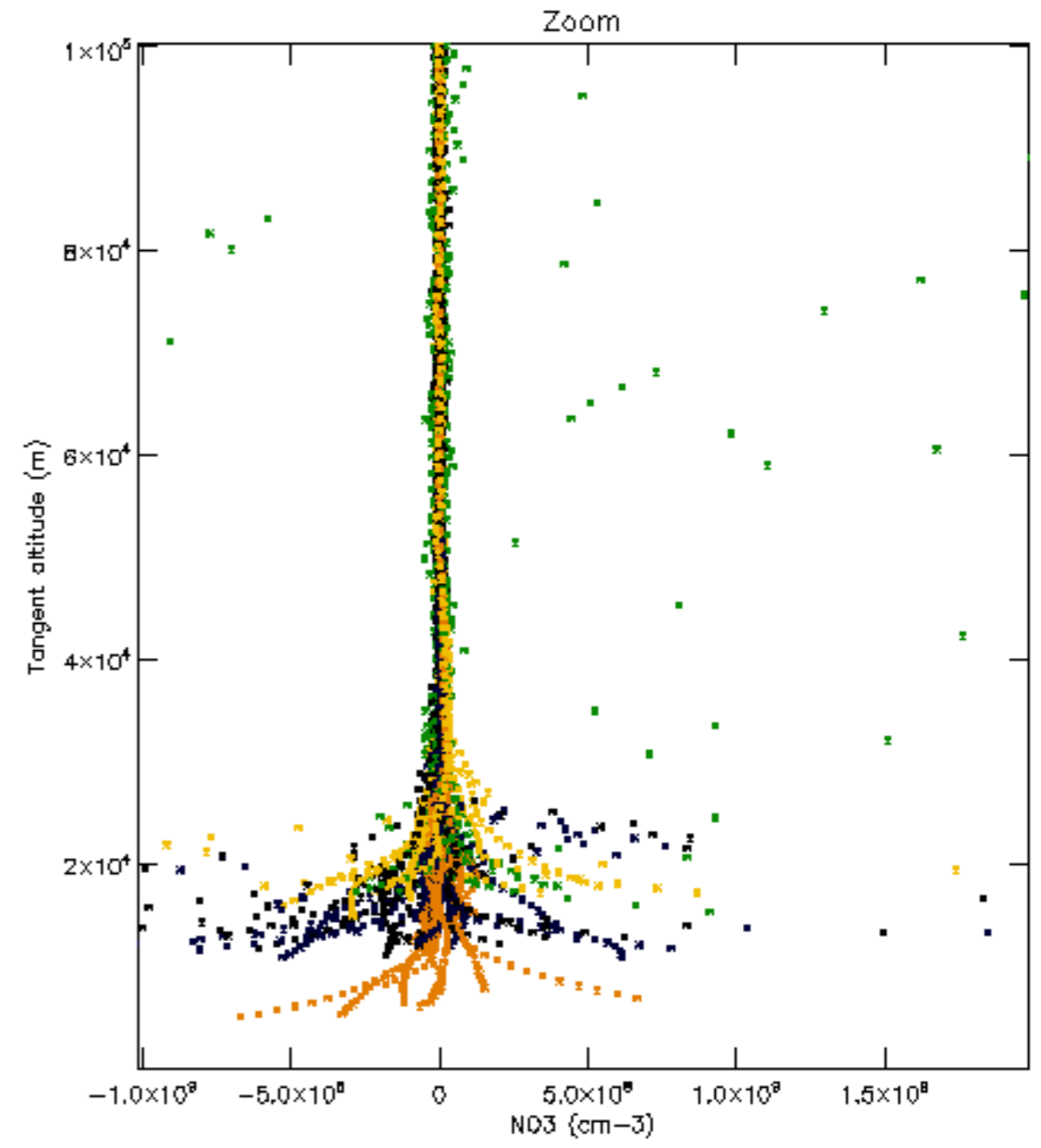
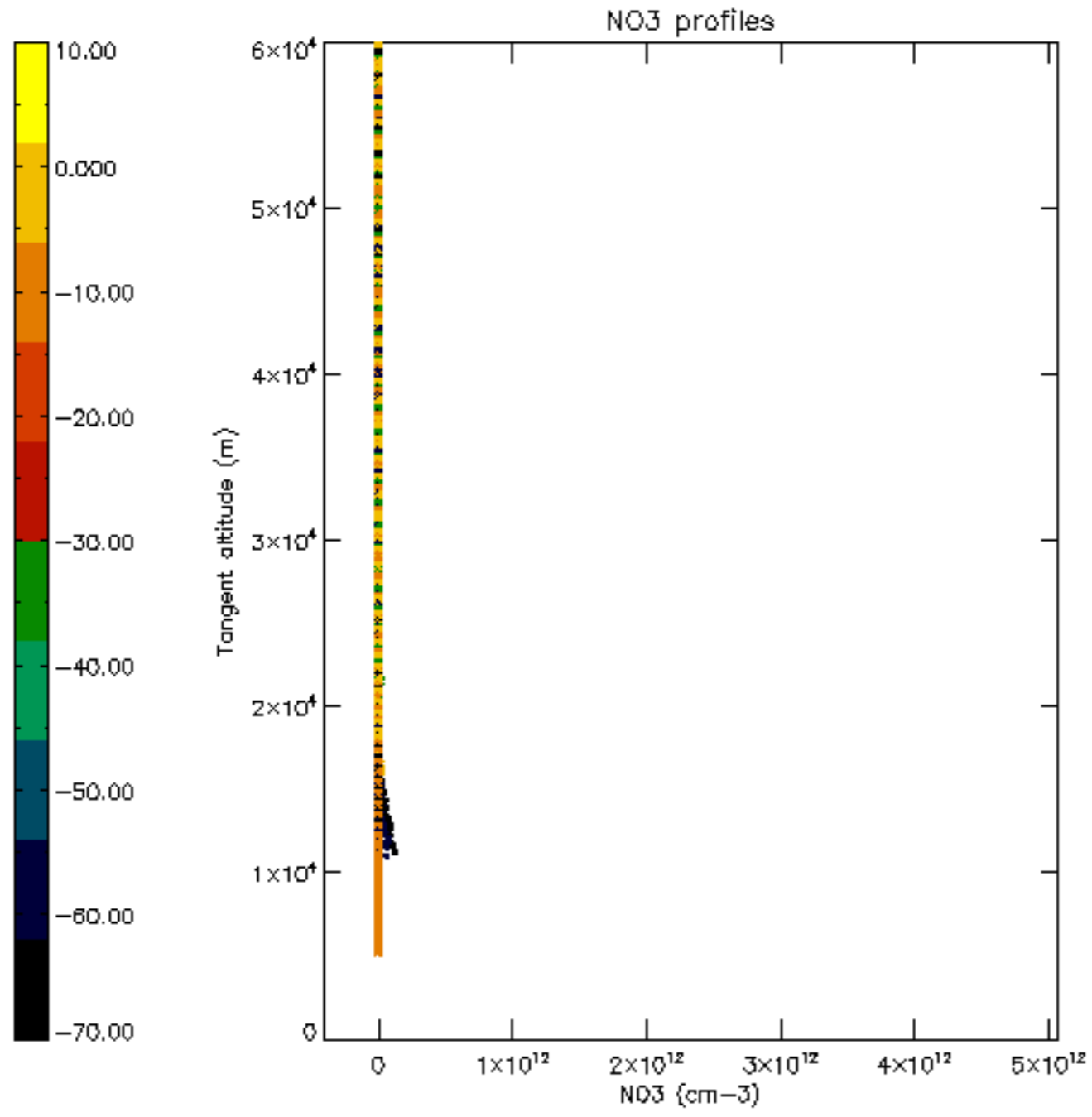


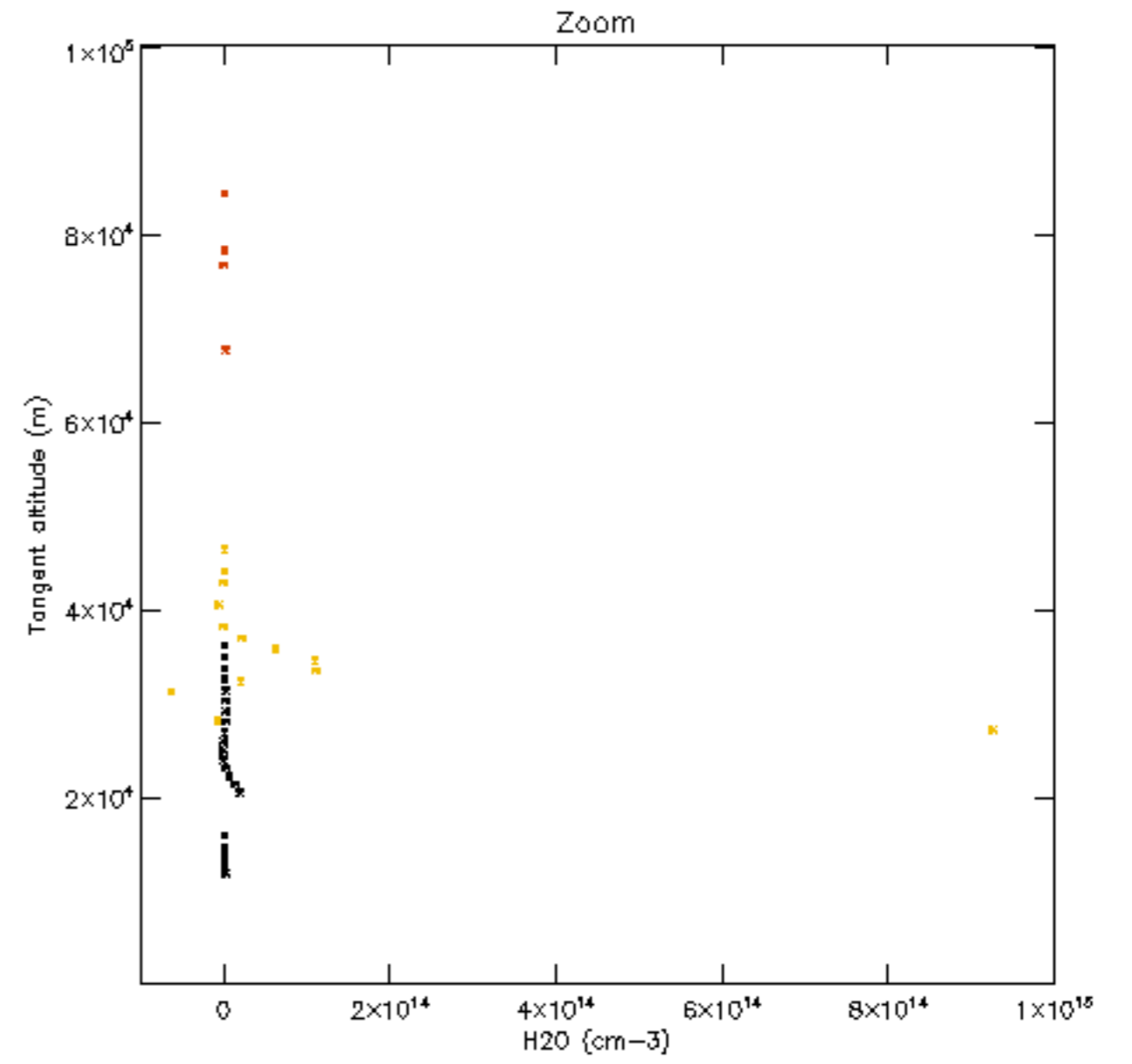
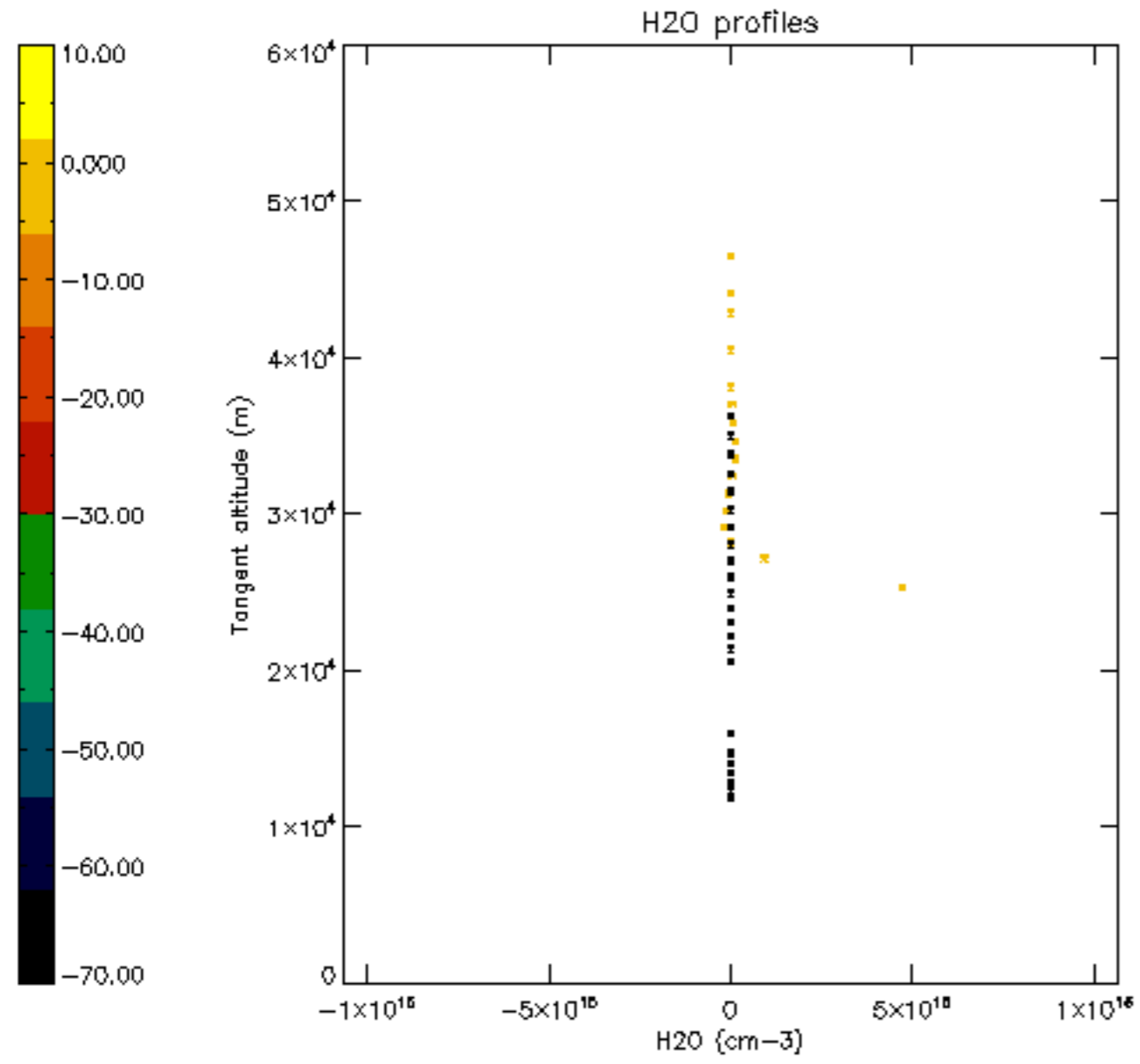


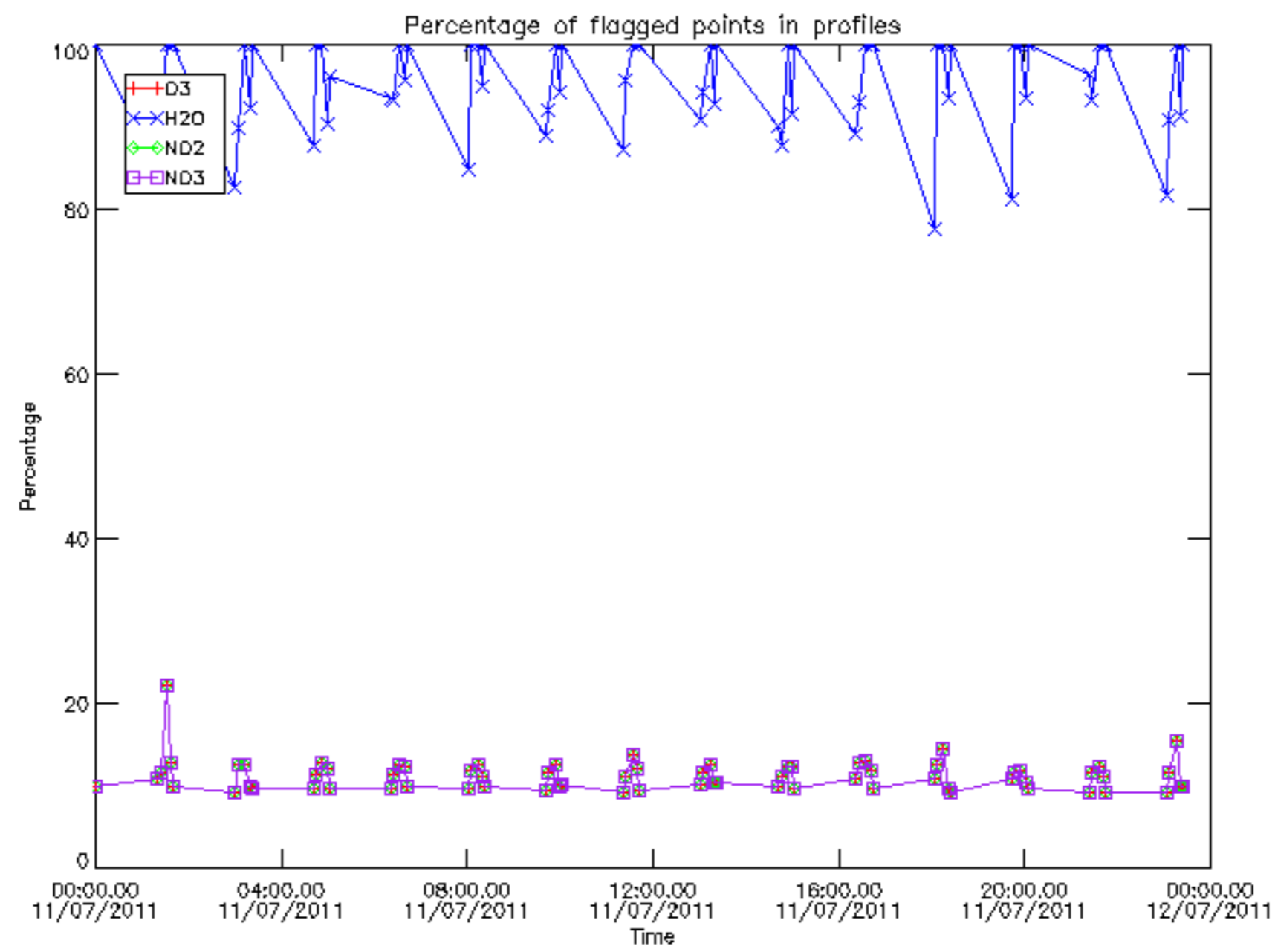




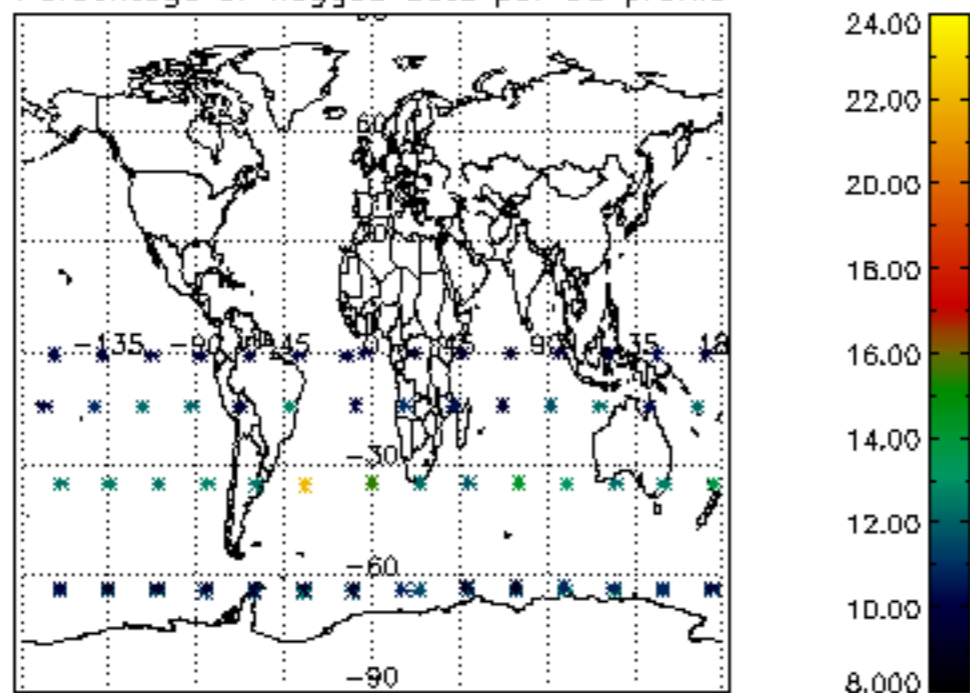




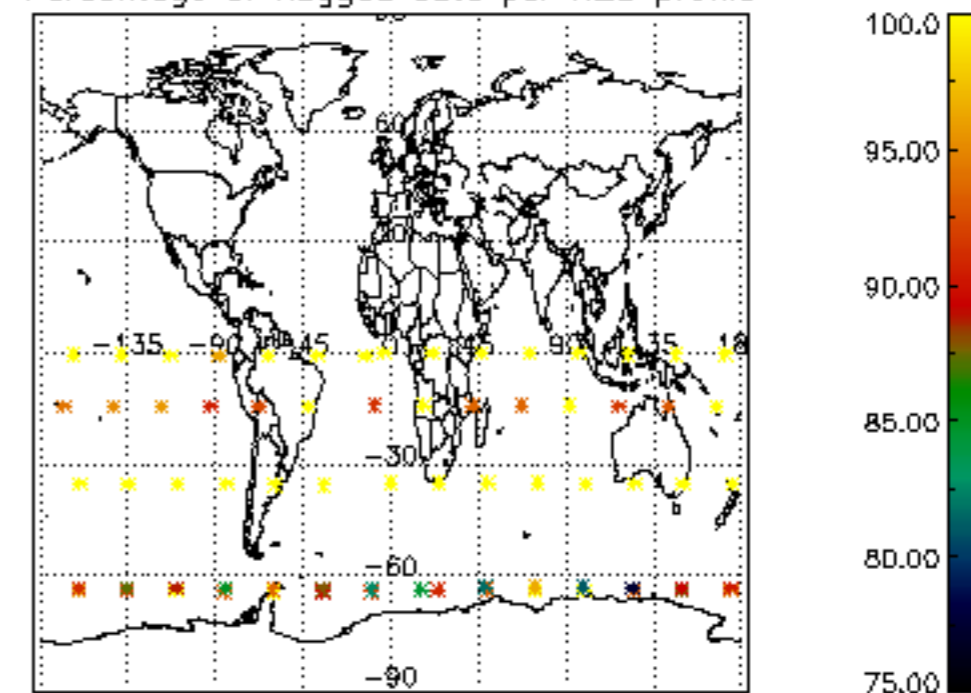




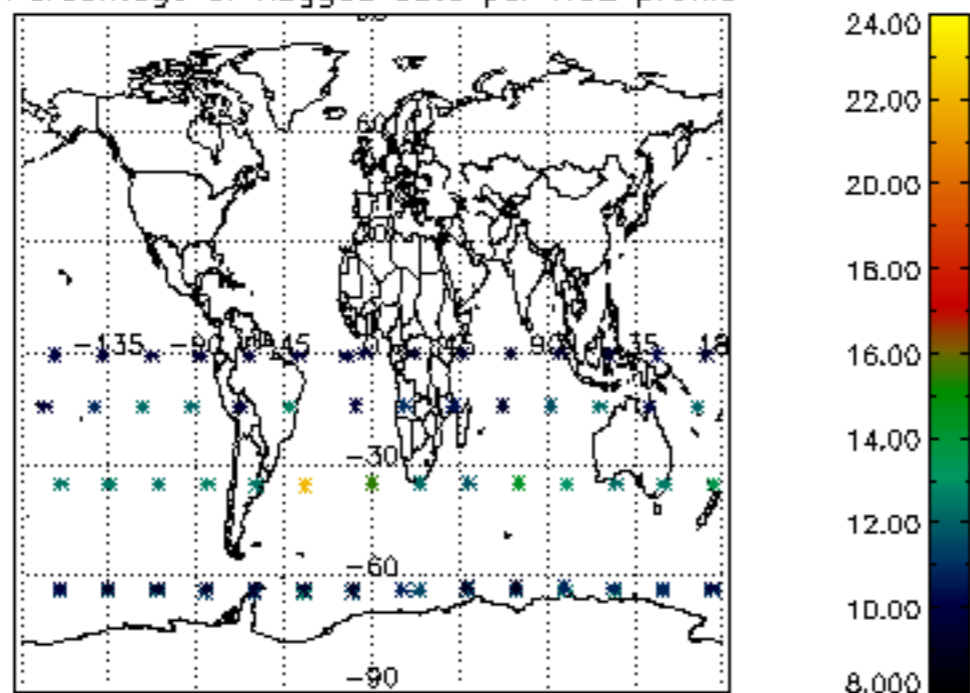
Percentage of flagged data per D3 profile



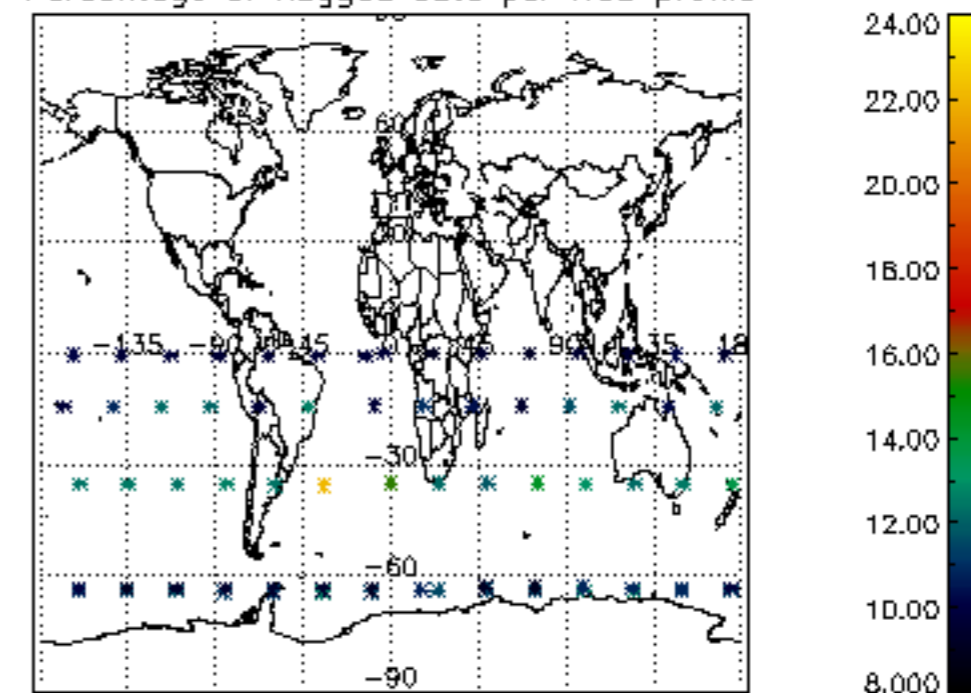
Percentage of flagged data per H2O profile

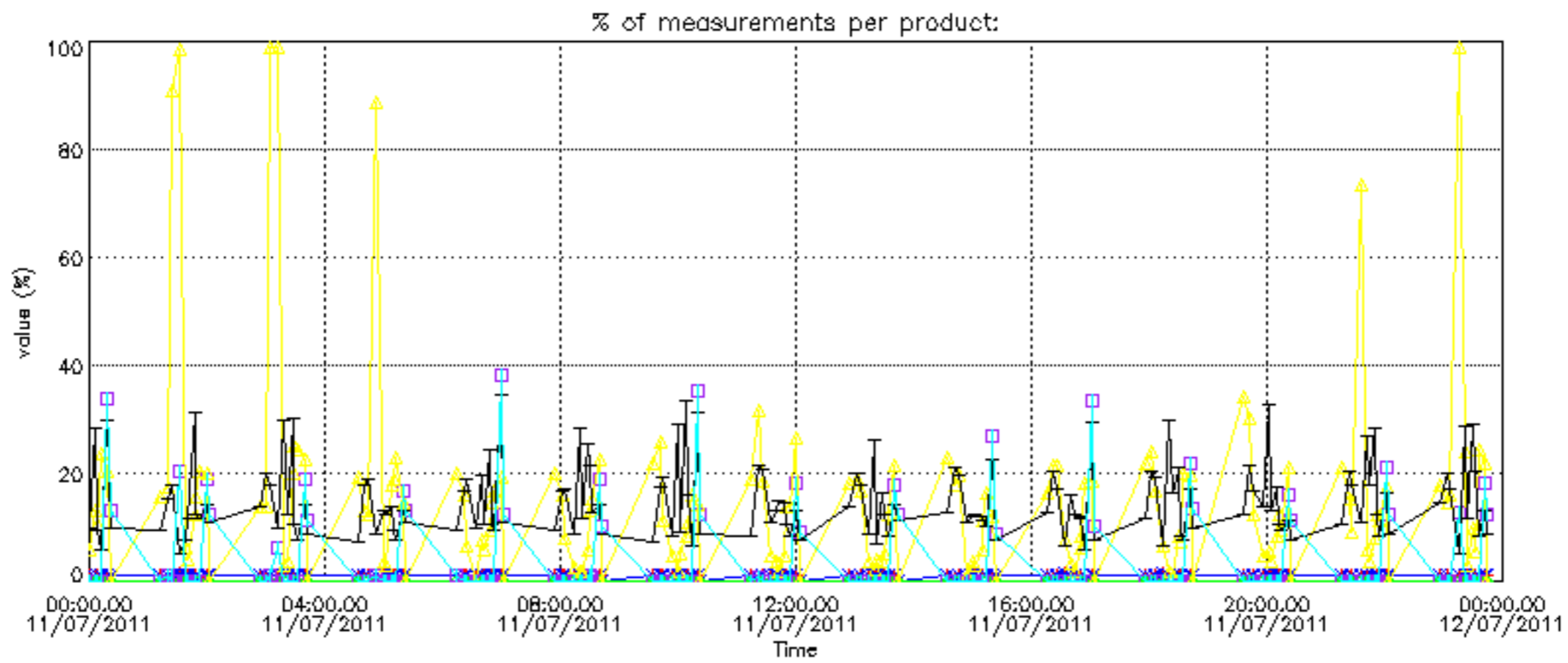


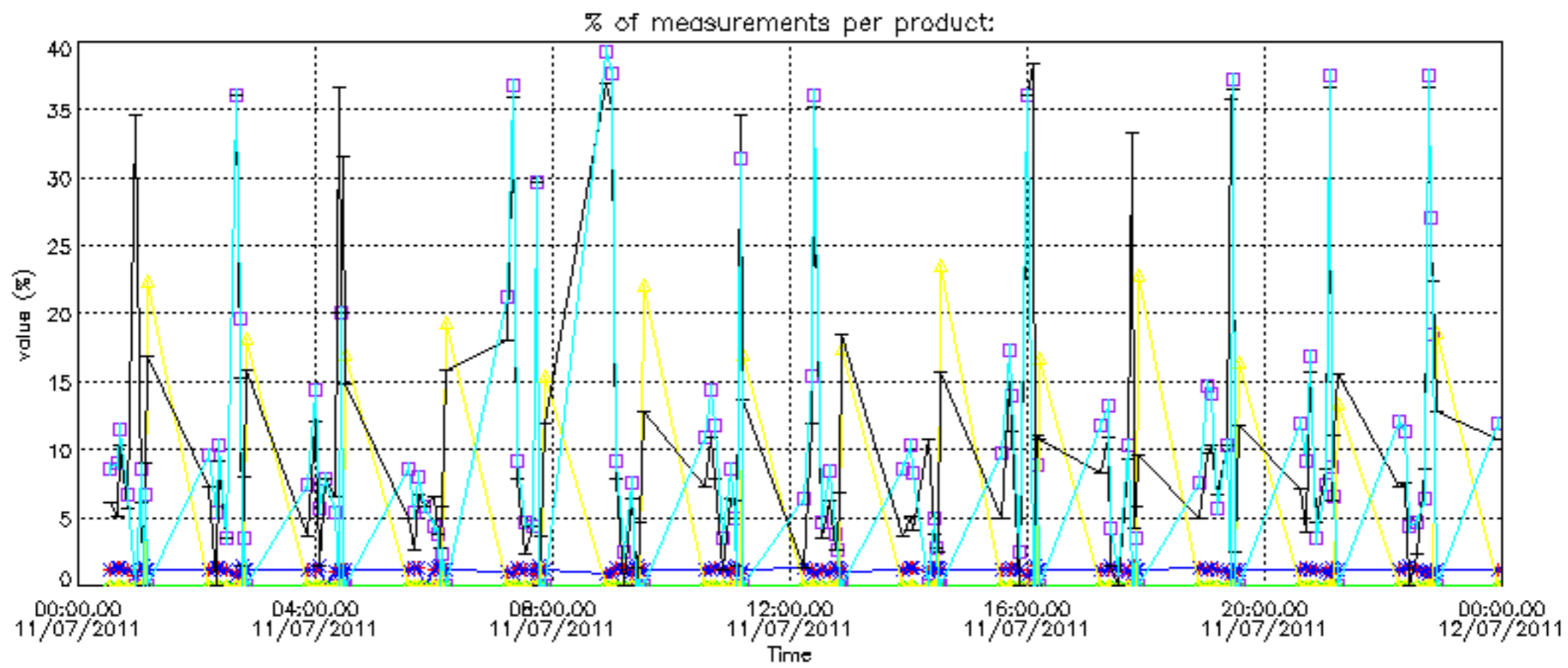
Percentage of flagged data per NO2 profile



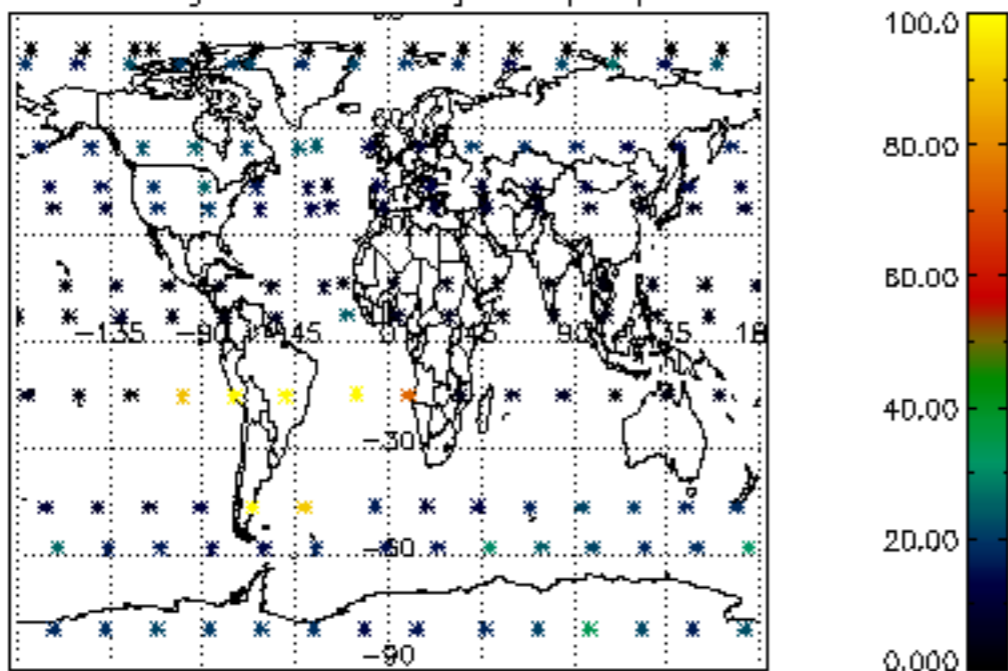
Percentage of flagged data per NO3 profile



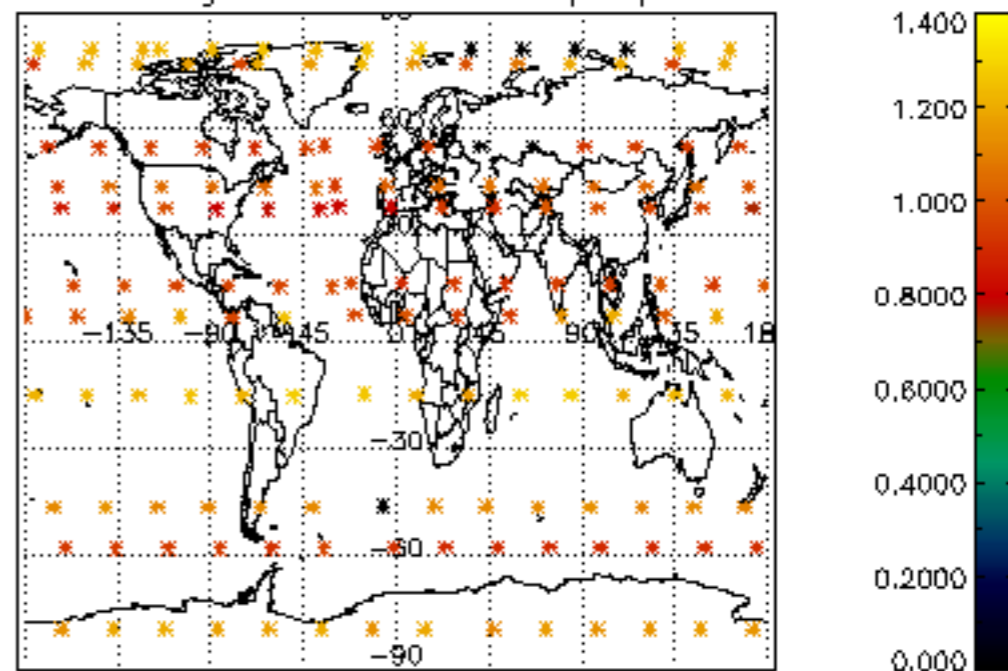




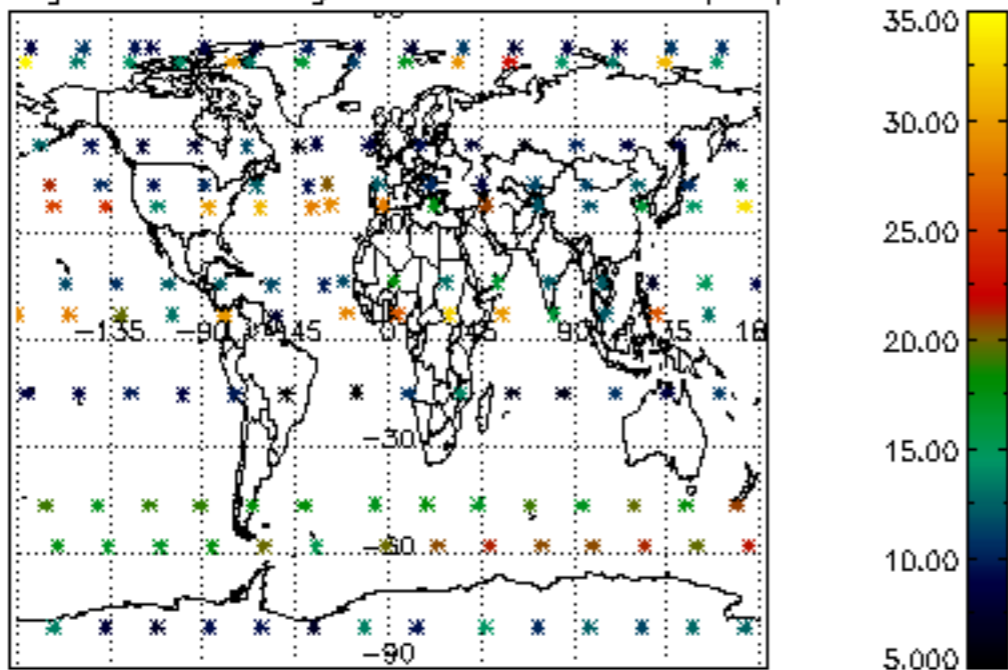
Percentage of cosmic ray hits per profile



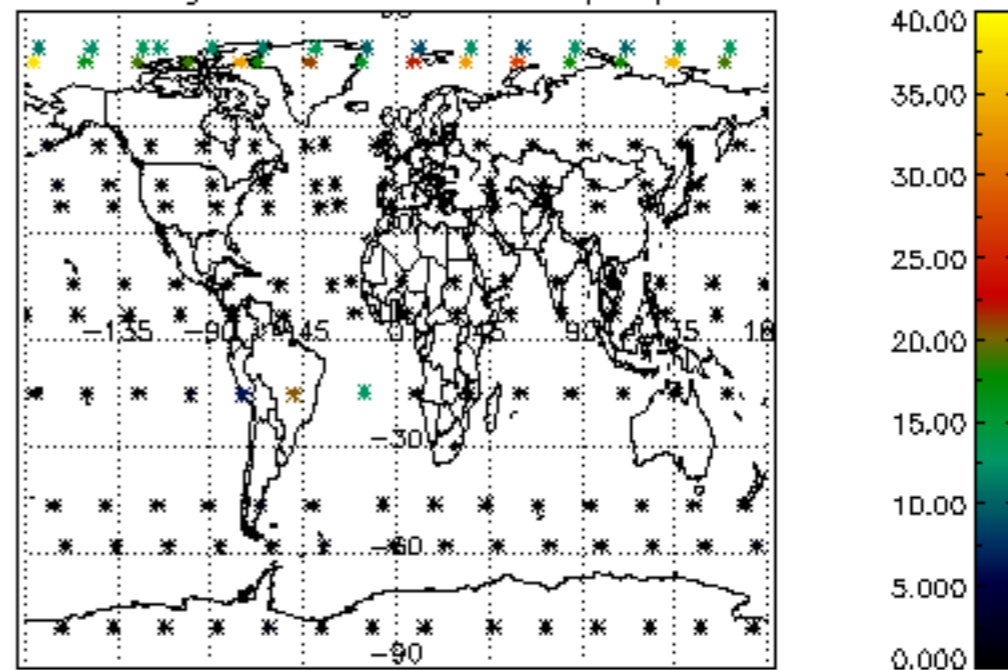
Percentage of datation errors per profile



Percentage of star falling outside central band per profile

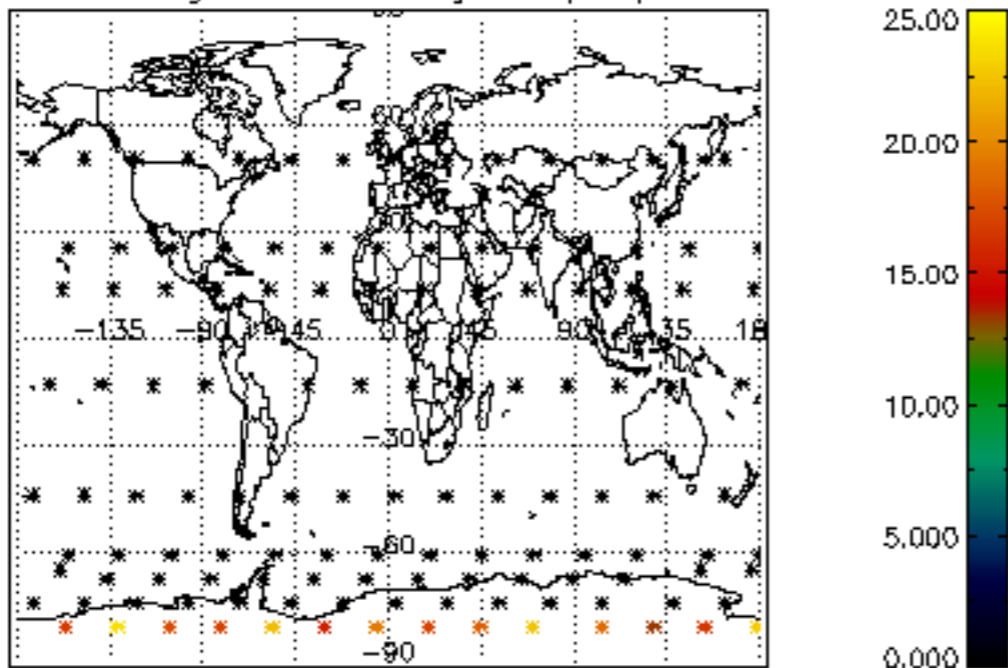


Percentage of saturation errors per profile

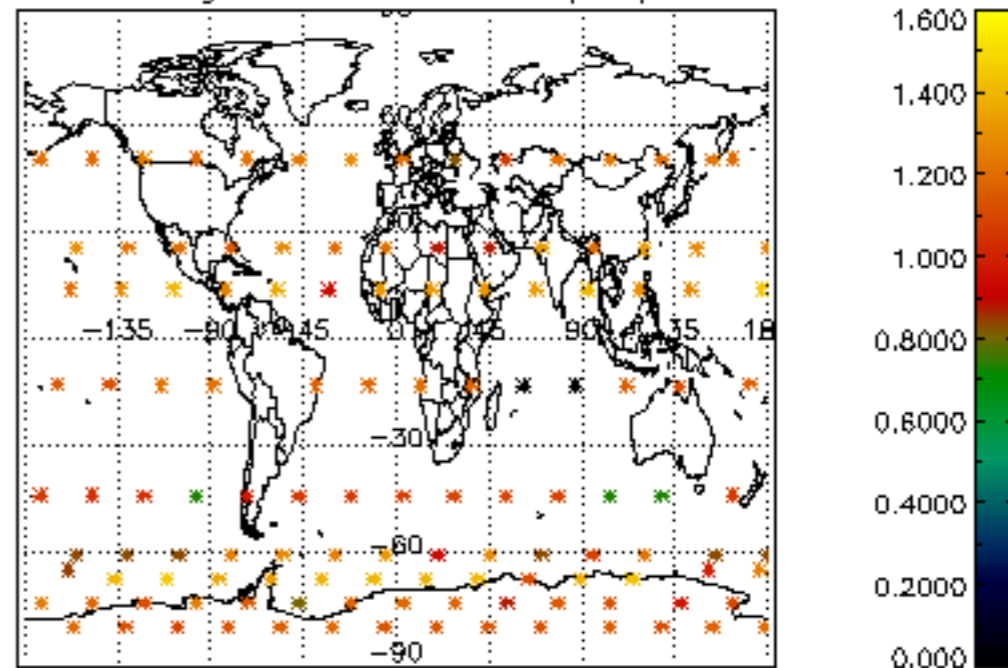




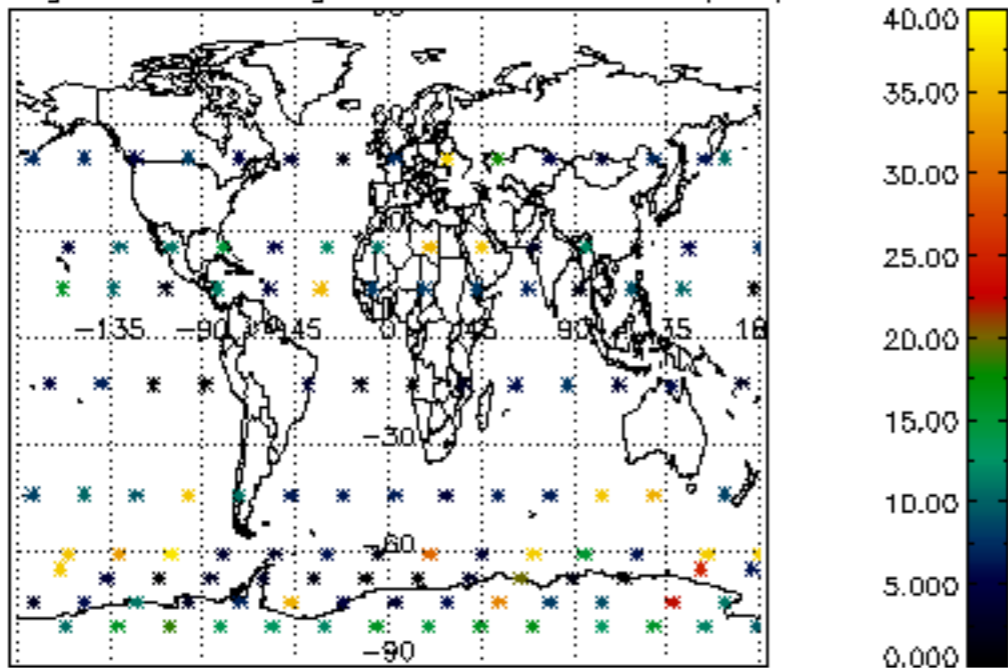
Percentage of cosmic ray hits per profile



Percentage of datation errors per profile



Percentage of star falling outside central band per profile



Percentage of saturation errors per profile

