

# GOMOS Level 2 Daily Report

## SUMMARY

### [1. General Info](#)

### [2. Summary of processed GOM\\_NL\\_2P products](#)

### [3. Level 2 Quality information per product](#)

#### [3.1 Plot of level 2 quality information per product \(time dependant\)](#)

#### [3.2 Plot of level 2 quality information per product \(world map\)](#)

### [4. Level 1 Quality information per product \(stored on level 2 products\)](#)

#### [4.1 Plot of level 1 quality information per product \(time dependant\)](#)

##### [4.1.1 Plot of level 1 quality information per product \(time dependant\): ASCENDING](#)

##### [4.1.2 Plot of level 1 quality information per product \(time dependant\): DESCENDING](#)

#### [4.2 Plot of level 1 quality information per product \(world map\)](#)

##### [4.2.1 Plot of level 1 quality information per product \(world map\): ASCENDING](#)

##### [4.2.2 Plot of level 1 quality information per product \(world map\): DESCENDING](#)

### [5. Ozone profiles based on quality statistics and other trace gas profiles](#)

#### [5.1 Ozone statistics based on quality of products](#)

#### [5.2 Plot ozone profiles for all STD \(dark without errors\)](#)

#### [5.3 Plot ozone profiles where STD < 20% \(dark without errors\)](#)

#### [5.4. Plot ozone profiles where STD < 10% \(dark without errors\)](#)

#### [5.5. Plot ozone profiles where STD < 5% \(dark without errors\)](#)

#### [5.6 Plot NO2 profiles for all STD \(dark without errors\)](#)

#### [5.7 Plot NO3 profiles for all STD \(dark without errors\)](#)

#### [5.8 Plot H2O profiles \(only for occultations of stars 1,2,3,4,13,14,16,26,63 dark without errors\) for all STD](#)

### [6. Auxiliary Data Files used for the production reported in section 2](#)

This report presents the daily analysis on parameters extracted from GOMOS level 2 data (GOM\_NL\_\_2P). It is intended to monitor some important parameters that will impact the quality of these products. A list of level 2 products (and content) that have arrived during the reporting day to the PCF is also given.

Item	Value
Time of report generation	24APR2013 15:28:16
Data source version	GOMOS/6.01
Start time of products	05-07-2011 (05JUL2011 00:00:00)
Stop time of products	06-07-2011 (06JUL2011 00:00:00)
Store outputs in DB	Yes
Nb of level 2 prods	234
Nb of prods with errors	0

## 2. Summary of processed GOM\_NL\_\_2P products.

Nr	Filename	UTC Start time	Limb	Duration	Star Id	Star Name	Star Mag	Star Temp	Nb Meas	Orbit	Prod. error
1	GOM_NL__2PRFIN20110705_001906_000000503104_00146_48867_1864.N1	05-JUL-2011 00:19:06	Dark	49.500	84	Alp Phe	2.3970	4500.0	99	48867	No
2	GOM_NL__2PRFIN20110705_002527_000000613104_00146_48867_1865.N1	05-JUL-2011 00:25:27	Straylight	61.000	63	Bet Gru	2.1500	2800.0	122	48867	No
3	GOM_NL__2PRFIN20110705_002717_000000493104_00146_48867_1866.N1	05-JUL-2011 00:27:17	Straylight	48.500	31	Alp Gru	1.7340	15200.	97	48867	No
4	GOM_NL__2PRFIN20110705_002913_000000413104_00146_48867_1867.N1	05-JUL-2011 00:29:13	Straylight	41.000	45	Alp Pav	1.9400	26000.	82	48867	No
5	GOM_NL__2PRFIN20110705_003827_000000433104_00146_48867_1868.N1	05-JUL-2011 00:38:27	Twilight	42.500	103	38Zet Sgr	2.6000	9700.0	85	48867	No
6	GOM_NL__2PRFIN20110705_004105_000000433104_00146_48867_1869.N1	05-JUL-2011 00:41:05	Bright	43.000	155	41Pi Sgr	2.9000	6600.0	86	48867	No
7	GOM_NL__2PRFIN20110705_004913_000000363104_00146_48867_1870.N1	05-JUL-2011 00:49:13	Bright	36.000	126	60Bet Oph	2.7700	4250.0	72	48867	No
8	GOM_NL__2PRFIN20110705_005248_000000463104_00146_48867_1871.N1	05-JUL-2011 00:52:48	Bright	45.500	168	17Zet Aql	2.9860	11000.	91	48867	No
9	GOM_NL__2PRFIN20110705_005949_000000443104_00146_48867_1872.N1	05-JUL-2011 00:59:49	Bright	43.500	5	3Alp Lyr	0.033000	11000.	87	48867	No
10	GOM_NL__2PRFIN20110705_010247_000000373104_00146_48867_1873.N1	05-JUL-2011 01:02:47	Bright	36.500	130	23Bet Dra	2.7990	5800.0	73	48867	No
11	GOM_NL__2PRFIN20110705_011102_000000443104_00146_48867_1874.N1	05-JUL-2011 01:11:02	Bright	44.000	89	5Alp Cep	2.4510	8000.0	88	48867	No
12	GOM_NL__2PRFIN20110705_011928_000000453104_00146_48867_1875.N1	05-JUL-2011 01:19:28	Bright	45.000	76	27Gam Cas	2.3000	30000.	90	48867	No
13	GOM_NL__2PRFIN20110705_012340_000000573104_00146_48867_1876.N1	05-JUL-2011 01:23:40	Bright	57.000	160	23Gam Per	2.9300	4700.0	114	48867	No
14	GOM_NL__2PRFIN20110705_012529_000000353104_00146_48867_1877.N1	05-JUL-2011 01:25:29	Bright	34.500	175	39Del Per	3.0100	19400.	69	48867	No
15	GOM_NL__2PRFIN20110705_012700_000000563104_00146_48867_1878.N1	05-JUL-2011 01:27:00	Bright	56.000	73	57Gam1And	2.2600	13100.	112	48867	No
16	GOM_NL__2PRFIN20110705_012948_000000543104_00146_48867_1879.N1	05-JUL-2011 01:29:48	Twilight	53.500	173	4Bet Tri	3.0040	8900.0	107	48867	No
17	GOM_NL__2PRFIN20110705_013232_000000413104_00146_48867_1880.N1	05-JUL-2011 01:32:32	Twilight	41.000	146	25Eta Tau	2.8730	15200.	82	48867	No
18	GOM_NL__2PRFIN20110705_013928_000000503104_00146_48867_1881.N1	05-JUL-2011 01:39:28	Dark	50.000	94	92Alp Cet	2.5260	3100.0	100	48867	No
19	GOM_NL__2PRFIN20110705_015921_000000503104_00147_48868_1887.N1	05-JUL-2011 01:59:21	Dark	49.500	84	Alp Phe	2.3970	4500.0	99	48868	No
20	GOM_NL__2PRFIN20110705_020541_000000633104_00147_48868_1888.N1	05-JUL-2011 02:05:41	Straylight	62.500	63	Bet Gru	2.1500	2800.0	125	48868	No
21	GOM_NL__2PRFIN20110705_020732_000000523104_00147_48868_1889.N1	05-JUL-2011 02:07:32	Straylight	51.500	31	Alp Gru	1.7340	15200.	103	48868	No
22	GOM_NL__2PRFIN20110705_020927_000000423104_00147_48868_1890.N1	05-JUL-2011 02:09:27	Straylight	42.000	45	Alp Pav	1.9400	26000.	84	48868	No
23	GOM_NL__2PRFIN20110705_021841_000000463104_00147_48868_1891.N1	05-JUL-2011 02:18:41	Twilight	46.000	103	38Zet Sgr	2.6000	9700.0	92	48868	No
24	GOM_NL__2PRFIN20110705_022120_000000433104_00147_48868_1892.N1	05-JUL-2011 02:21:20	Bright	43.000	155	41Pi Sgr	2.9000	6600.0	86	48868	No
25	GOM_NL__2PRFIN20110705_022927_000000363104_00147_48868_1893.N1	05-JUL-2011 02:29:27	Bright	36.000	126	60Bet Oph	2.7700	4250.0	72	48868	No
26	GOM_NL__2PRFIN20110705_023302_000000643104_00147_48868_1894.N1	05-JUL-2011 02:33:02	Bright	64.000	168	17Zet Aql	2.9860	11000.	128	48868	No
27	GOM_NL__2PRFIN20110705_024003_000000423104_00147_48868_1895.N1	05-JUL-2011 02:40:03	Bright	42.000	5	3Alp Lyr	0.033000	11000.	84	48868	No
28	GOM_NL__2PRFIN20110705_024301_000000343104_00147_48868_1896.N1	05-JUL-2011 02:43:01	Bright	33.500	130	23Bet Dra	2.7990	5800.0	67	48868	No
29	GOM_NL__2PRFIN20110705_025115_000000443104_00147_48868_1897.N1	05-JUL-2011 02:51:15	Bright	44.000	89	5Alp Cep	2.4510	8000.0	88	48868	No
30	GOM_NL__2PRFIN20110705_025942_000000453104_00147_48868_1898.N1	05-JUL-2011 02:59:42	Bright	45.000	76	27Gam Cas	2.3000	30000.	90	48868	No
31	GOM_NL__2PRFIN20110705_030353_000000513104_00147_48868_1899.N1	05-JUL-2011 03:03:53	Bright	50.500	160	23Gam Per	2.9300	4700.0	101	48868	No
32	GOM_NL__2PRFIN20110705_030543_000000413104_00147_48868_1900.N1	05-JUL-2011 03:05:43	Bright	40.500	175	39Del Per	3.0100	19400.	81	48868	No
33	GOM_NL__2PRFIN20110705_030714_000000693104_00147_48868_1901.N1	05-JUL-2011 03:07:14	Bright	69.000	73	57Gam1And	2.2600	13100.	138	48868	No
34	GOM_NL__2PRFIN20110705_031002_000000533104_00147_48868_1902.N1	05-JUL-2011 03:10:02	Twilight	53.000	173	4Bet Tri	3.0040	8900.0	106	48868	No
35	GOM_NL__2PRFIN20110705_031246_000000423104_00147_48868_1903.N1	05-JUL-2011 03:12:46	Twilight	41.500	146	25Eta Tau	2.8730	15200.	83	48868	No
36	GOM_NL__2PRFIN20110705_031942_000000433104_00147_48868_1904.N1	05-JUL-2011 03:19:42	Dark	43.000	94	92Alp Cet	2.5260	3100.0	86	48868	No
37	GOM_NL__2PRFIN20110705_033936_000000513104_00148_48869_1993.N1	05-JUL-2011 03:39:36	Dark	50.500	84	Alp Phe	2.3970	4500.0	101	48869	No
38	GOM_NL__2PRFIN20110705_034556_000000533104_00148_48869_1994.N1	05-JUL-2011 03:45:56	Straylight	53.000	63	Bet Gru	2.1500	2800.0	106	48869	No
39	GOM_NL__2PRFIN20110705_034747_000000513104_00148_48869_1995.N1	05-JUL-2011 03:47:47	Straylight	50.500	31	Alp Gru	1.7340	15200.	101	48869	No
40	GOM_NL__2PRFIN20110705_034942_000000433104_00148_48869_1996.N1	05-JUL-2011 03:49:42	Straylight	43.000	45	Alp Pav	1.9400	26000.	86	48869	No
41	GOM_NL__2PRFIN20110705_035855_000000453104_00148_48869_1997.N1	05-JUL-2011 03:58:55	Twilight	44.500	103	38Zet Sgr	2.6000	9700.0	89	48869	No
42	GOM_NL__2PRFIN20110705_040134_000000433104_00148_48869_1998.N1	05-JUL-2011 04:01:34	Bright	43.000	155	41Pi Sgr	2.9000	6600.0	86	48869	No

43	GOM_NL__2PRFIN20110705_040941_000000373104_00148_48869_1999.N1	05-JUL-2011 04:09:41	Bright	36.500	126	60Bet Oph	2.7700	4250.0	73	48869	No
44	GOM_NL__2PRFIN20110705_041315_000000663104_00148_48869_2000.N1	05-JUL-2011 04:13:15	Bright	66.000	168	17Zet Aql	2.9860	11000.	132	48869	No
45	GOM_NL__2PRFIN20110705_042017_000000443104_00148_48869_2001.N1	05-JUL-2011 04:20:17	Bright	43.500	5	3Alp Lyr	0.033000	11000.	87	48869	No
46	GOM_NL__2PRFIN20110705_042315_000000383104_00148_48869_2002.N1	05-JUL-2011 04:23:15	Bright	37.500	130	23Bet Dra	2.7990	5800.0	75	48869	No
47	GOM_NL__2PRFIN20110705_043128_000000673104_00148_48869_2003.N1	05-JUL-2011 04:31:28	Bright	66.500	89	5Alp Cep	2.4510	8000.0	133	48869	No
48	GOM_NL__2PRFIN20110705_043956_000000653104_00148_48869_2004.N1	05-JUL-2011 04:39:56	Bright	64.500	76	27Gam Cas	2.3000	30000.	129	48869	No
49	GOM_NL__2PRFIN20110705_044407_000000413104_00148_48869_2005.N1	05-JUL-2011 04:44:07	Bright	41.000	160	23Gam Per	2.9300	4700.0	82	48869	No
50	GOM_NL__2PRFIN20110705_044557_000000353104_00148_48869_2006.N1	05-JUL-2011 04:45:57	Bright	34.500	175	39Del Per	3.0100	19400.	69	48869	No
51	GOM_NL__2PRFIN20110705_044728_000000543104_00148_48869_2007.N1	05-JUL-2011 04:47:28	Bright	53.500	73	57Gam1And	2.2600	13100.	107	48869	No
52	GOM_NL__2PRFIN20110705_045016_000000533104_00148_48869_2008.N1	05-JUL-2011 04:50:16	Twi_and_stray	53.000	173	4Bet Tri	3.0040	8900.0	106	48869	No
53	GOM_NL__2PRFIN20110705_045301_000000403104_00148_48869_2009.N1	05-JUL-2011 04:53:01	Twilight	40.000	146	25Eta Tau	2.8730	15200.	80	48869	No
54	GOM_NL__2PRFIN20110705_045957_000000493104_00148_48869_2010.N1	05-JUL-2011 04:59:57	Dark	49.000	94	92Alp Cet	2.5260	3100.0	98	48869	No
55	GOM_NL__2PRFIN20110705_051951_000000623104_00149_48870_2011.N1	05-JUL-2011 05:19:51	Dark	61.500	84	Alp Phe	2.3970	4500.0	123	48870	No
56	GOM_NL__2PRFIN20110705_052611_000000533104_00149_48870_2012.N1	05-JUL-2011 05:26:11	Straylight	52.500	63	Bet Gru	2.1500	2800.0	105	48870	No
57	GOM_NL__2PRFIN20110705_052802_000000493104_00149_48870_2013.N1	05-JUL-2011 05:28:02	Straylight	48.500	31	Alp Gru	1.7340	15200.	97	48870	No
58	GOM_NL__2PRFIN20110705_052956_000000413104_00149_48870_2014.N1	05-JUL-2011 05:29:56	Straylight	40.500	45	Alp Pav	1.9400	26000.	81	48870	No
59	GOM_NL__2PRFIN20110705_053910_000000413104_00149_48870_2015.N1	05-JUL-2011 05:39:10	Twi_and_stray	41.000	103	38Zet Sgr	2.6000	9700.0	82	48870	No
60	GOM_NL__2PRFIN20110705_054148_000000433104_00149_48870_2016.N1	05-JUL-2011 05:41:48	Bright	42.500	155	41Pi Sgr	2.9000	6600.0	85	48870	No
61	GOM_NL__2PRFIN20110705_054955_000000363104_00149_48870_2017.N1	05-JUL-2011 05:49:55	Bright	36.000	126	60Bet Oph	2.7700	4250.0	72	48870	No
62	GOM_NL__2PRFIN20110705_055329_000000433104_00149_48870_2018.N1	05-JUL-2011 05:53:29	Bright	42.500	168	17Zet Aql	2.9860	11000.	85	48870	No
63	GOM_NL__2PRFIN20110705_060030_000000483104_00149_48870_2019.N1	05-JUL-2011 06:00:30	Bright	47.500	5	3Alp Lyr	0.033000	11000.	95	48870	No
64	GOM_NL__2PRFIN20110705_060329_000000373104_00149_48870_2020.N1	05-JUL-2011 06:03:29	Bright	37.000	130	23Bet Dra	2.7990	5800.0	74	48870	No
65	GOM_NL__2PRFIN20110705_061142_000000443104_00149_48870_2021.N1	05-JUL-2011 06:11:42	Bright	43.500	89	5Alp Cep	2.4510	8000.0	87	48870	No
66	GOM_NL__2PRFIN20110705_062009_000000453104_00149_48870_2022.N1	05-JUL-2011 06:20:09	Bright	45.000	76	27Gam Cas	2.3000	30000.	90	48870	No
67	GOM_NL__2PRFIN20110705_062421_000000403104_00149_48870_2023.N1	05-JUL-2011 06:24:21	Bright	39.500	160	23Gam Per	2.9300	4700.0	79	48870	No
68	GOM_NL__2PRFIN20110705_062611_000000363104_00149_48870_2024.N1	05-JUL-2011 06:26:11	Bright	36.000	175	39Del Per	3.0100	19400.	72	48870	No
69	GOM_NL__2PRFIN20110705_062742_000000543104_00149_48870_2025.N1	05-JUL-2011 06:27:42	Bright	53.500	73	57Gam1And	2.2600	13100.	107	48870	No
70	GOM_NL__2PRFIN20110705_063031_000000463104_00149_48870_2026.N1	05-JUL-2011 06:30:31	Twi_and_stray	46.000	173	4Bet Tri	3.0040	8900.0	92	48870	No
71	GOM_NL__2PRFIN20110705_063315_000000383104_00149_48870_2027.N1	05-JUL-2011 06:33:15	Twilight	38.000	146	25Eta Tau	2.8730	15200.	76	48870	No
72	GOM_NL__2PRFIN20110705_064011_000000493104_00149_48870_2028.N1	05-JUL-2011 06:40:11	Dark	49.000	94	92Alp Cet	2.5260	3100.0	98	48870	No
73	GOM_NL__2PRFIN20110705_070006_000000493104_00150_48871_2025.N1	05-JUL-2011 07:00:06	Dark	49.000	84	Alp Phe	2.3970	4500.0	98	48871	No
74	GOM_NL__2PRFIN20110705_070626_000000633104_00150_48871_2026.N1	05-JUL-2011 07:06:26	Straylight	63.000	63	Bet Gru	2.1500	2800.0	126	48871	No
75	GOM_NL__2PRFIN20110705_070817_000000483104_00150_48871_2027.N1	05-JUL-2011 07:08:17	Straylight	48.000	31	Alp Gru	1.7340	15200.	96	48871	No
76	GOM_NL__2PRFIN20110705_071011_000000473104_00150_48871_2028.N1	05-JUL-2011 07:10:11	Straylight	47.000	45	Alp Pav	1.9400	26000.	94	48871	No
77	GOM_NL__2PRFIN20110705_071924_000000463104_00150_48871_2029.N1	05-JUL-2011 07:19:24	Twi_and_stray	46.000	103	38Zet Sgr	2.6000	9700.0	92	48871	No
78	GOM_NL__2PRFIN20110705_072202_000000433104_00150_48871_2030.N1	05-JUL-2011 07:22:02	Bright	43.000	155	41Pi Sgr	2.9000	6600.0	86	48871	No
79	GOM_NL__2PRFIN20110705_084021_000000513104_00151_48872_2051.N1	05-JUL-2011 08:40:21	Dark	50.500	84	Alp Phe	2.3970	4500.0	101	48872	No
80	GOM_NL__2PRFIN20110705_084641_000000693104_00151_48872_2052.N1	05-JUL-2011 08:46:41	Straylight	69.000	63	Bet Gru	2.1500	2800.0	138	48872	No
81	GOM_NL__2PRFIN20110705_084832_000000573104_00151_48872_2053.N1	05-JUL-2011 08:48:32	Straylight	56.500	31	Alp Gru	1.7340	15200.	113	48872	No
82	GOM_NL__2PRFIN20110705_085025_000000393104_00151_48872_2054.N1	05-JUL-2011 08:50:25	Straylight	39.000	45	Alp Pav	1.9400	26000.	78	48872	No
83	GOM_NL__2PRFIN20110705_085938_000000433104_00151_48872_2055.N1	05-JUL-2011 08:59:38	Twi_and_stray	43.000	103	38Zet Sgr	2.6000	9700.0	86	48872	No
84	GOM_NL__2PRFIN20110705_090217_000000423104_00151_48872_2056.N1	05-JUL-2011 09:02:17	Bright	41.500	155	41Pi Sgr	2.9000	6600.0	83	48872	No
85	GOM_NL__2PRFIN20110705_091356_000000443104_00151_48872_2057.N1	05-JUL-2011 09:13:56	Bright	43.500	168	17Zet Aql	2.9860	11000.	87	48872	No
86	GOM_NL__2PRFIN20110705_092058_000000463104_00151_48872_2058.N1	05-JUL-2011 09:20:58	Bright	46.000	5	3Alp Lyr	0.033000	11000.	92	48872	No
87	GOM_NL__2PRFIN20110705_092357_000000373104_00151_48872_2059.N1	05-JUL-2011 09:23:57	Bright	36.500	130	23Bet Dra	2.7990	5800.0	73	48872	No
88	GOM_NL__2PRFIN20110705_093209_000000453104_00151_48872_2060.N1	05-JUL-2011 09:32:09	Bright	44.500	89	5Alp Cep	2.4510	8000.0	89	48872	No
89	GOM_NL__2PRFIN20110705_094036_000000453104_00151_48872_2061.N1	05-JUL-2011 09:40:36	Bright	45.000	76	27Gam Cas	2.3000	30000.	90	48872	No
90	GOM_NL__2PRFIN20110705_094449_000000383104_00151_48872_2062.N1	05-JUL-2011 09:44:49	Bright	37.500	160	23Gam Per	2.9300	4700.0	75	48872	No
91	GOM_NL__2PRFIN20110705_094639_000000553104_00151_48872_2063.N1	05-JUL-2011 09:46:39	Bright	55.000	175	39Del Per	3.0100	19400.	110	48872	No
92	GOM_NL__2PRFIN20110705_094810_000000533104_00151_48872_2064.N1	05-JUL-2011 09:48:10	Bright	52.500	73	57Gam1And	2.2600	13100.	105	48872	No
93	GOM_NL__2PRFIN20110705_095058_000000383104_00151_48872_2065.N1	05-JUL-2011 09:50:58	Twi_and_stray	38.000	173	4Bet Tri	3.0040	8900.0	76	48872	No
94	GOM_NL__2PRFIN20110705_095343_000000433104_00151_48872_2066.N1	05-JUL-2011 09:53:43	Twilight	42.500	146	25Eta Tau	2.8730	15200.	85	48872	No
95	GOM_NL__2PRFIN20110705_100040_000000523104_00151_48872_2067.N1	05-JUL-2011 10:00:40	Dark	52.000	94	92Alp Cet	2.5260	3100.0	104	48872	No
96	GOM_NL__2PRFIN20110705_102036_000000503104_00152_48873_2103.N1	05-JUL-2011 10:20:36	Dark	49.500	84	Alp Phe	2.3970	4500.0	99	48873	No
97	GOM_NL__2PRFIN20110705_102656_000000683104_00152_48873_2104.N1	05-JUL-2011 10:26:56	Straylight	67.500	63	Bet Gru	2.1500	2800.0	135	48873	No
98	GOM_NL__2PRFIN20110705_102846_000000553104_00152_48873_2105.N1	05-JUL-2011 10:28:46	Straylight	54.500	31	Alp Gru	1.7340	15200.	109	48873	No
99	GOM_NL__2PRFIN20110705_103039_000000473104_00152_48873_2106.N1	05-JUL-2011 10:30:39	Straylight	46.500	45	Alp Pav	1.9400	26000.	93	48873	No
100	GOM_NL__2PRFIN20110705_103953_000000453104_00152_48873_2107.N1	05-JUL-2011 10:39:53	Twi_and_stray	45.000	103	38Zet Sgr	2.6000	9700.0	90	48873	No
101	GOM_NL__2PRFIN20110705_104231_000000433104_00152_48873_2108.N1	05-JUL-2011 10:42:31	Bright	42.500	155	41Pi Sgr	2.9000	6600.0	85	48873	No

102	GOM_NL__2PRFIN20110705_105410_000000443104_00152_48873_2109.N1	05-JUL-2011 10:54:10	Bright	43.500	168	17Zet Aql	2.9860	11000.	87	48873	No
103	GOM_NL__2PRFIN20110705_110111_000000423104_00152_48873_2110.N1	05-JUL-2011 11:01:11	Bright	41.500	5	3Alp Lyr	0.033000	11000.	83	48873	No
104	GOM_NL__2PRFIN20110705_110411_000000383104_00152_48873_2111.N1	05-JUL-2011 11:04:11	Bright	37.500	130	23Bet Dra	2.7990	5800.0	75	48873	No
105	GOM_NL__2PRFIN20110705_111222_000000443104_00152_48873_2112.N1	05-JUL-2011 11:12:22	Bright	44.000	89	5Alp Cep	2.4510	8000.0	88	48873	No
106	GOM_NL__2PRFIN20110705_112050_000000643104_00152_48873_2113.N1	05-JUL-2011 11:20:50	Bright	63.500	76	27Gam Cas	2.3000	30000.	127	48873	No
107	GOM_NL__2PRFIN20110705_112503_000000393104_00152_48873_2114.N1	05-JUL-2011 11:25:03	Bright	38.500	160	23Gam Per	2.9300	4700.0	77	48873	No
108	GOM_NL__2PRFIN20110705_112653_000000373104_00152_48873_2115.N1	05-JUL-2011 11:26:53	Bright	36.500	175	39Del Per	3.0100	19400.	73	48873	No
109	GOM_NL__2PRFIN20110705_112824_000000523104_00152_48873_2116.N1	05-JUL-2011 11:28:24	Bright	51.500	73	57Gam1And	2.2600	13100.	103	48873	No
110	GOM_NL__2PRFIN20110705_113113_000000383104_00152_48873_2117.N1	05-JUL-2011 11:31:13	Twi_and_stray	38.000	173	4Bet Tri	3.0040	8900.0	76	48873	No
111	GOM_NL__2PRFIN20110705_113357_000000423104_00152_48873_2118.N1	05-JUL-2011 11:33:57	Twilight	42.000	146	25Eta Tau	2.8730	15200.	84	48873	No
112	GOM_NL__2PRFIN20110705_114055_000000543104_00152_48873_2119.N1	05-JUL-2011 11:40:55	Dark	53.500	94	92Alp Cet	2.5260	3100.0	107	48873	No
113	GOM_NL__2PRFIN20110705_120051_000000513104_00153_48874_2131.N1	05-JUL-2011 12:00:51	Dark	51.000	84	Alp Phe	2.3970	4500.0	102	48874	No
114	GOM_NL__2PRFIN20110705_120711_000000523104_00153_48874_2132.N1	05-JUL-2011 12:07:11	Straylight	52.000	63	Bet Gru	2.1500	2800.0	104	48874	No
115	GOM_NL__2PRFIN20110705_120901_000000503104_00153_48874_2133.N1	05-JUL-2011 12:09:01	Straylight	49.500	31	Alp Gru	1.7340	15200.	99	48874	No
116	GOM_NL__2PRFIN20110705_121054_000000433104_00153_48874_2134.N1	05-JUL-2011 12:10:54	Straylight	42.500	45	Alp Pav	1.9400	26000.	85	48874	No
117	GOM_NL__2PRFIN20110705_122007_000000433104_00153_48874_2135.N1	05-JUL-2011 12:20:07	Twi_and_stray	43.000	103	38Zet Sgr	2.6000	9700.0	86	48874	No
118	GOM_NL__2PRFIN20110705_122245_000000413104_00153_48874_2136.N1	05-JUL-2011 12:22:45	Bright	41.000	155	41Pi Sgr	2.9000	6600.0	82	48874	No
119	GOM_NL__2PRFIN20110705_123423_000000453104_00153_48874_2137.N1	05-JUL-2011 12:34:23	Bright	44.500	168	17Zet Aql	2.9860	11000.	89	48874	No
120	GOM_NL__2PRFIN20110705_124125_000000433104_00153_48874_2138.N1	05-JUL-2011 12:41:25	Bright	42.500	5	3Alp Lyr	0.033000	11000.	85	48874	No
121	GOM_NL__2PRFIN20110705_124425_000000373104_00153_48874_2139.N1	05-JUL-2011 12:44:25	Bright	37.000	130	23Bet Dra	2.7990	5800.0	74	48874	No
122	GOM_NL__2PRFIN20110705_130103_000000583104_00153_48874_2140.N1	05-JUL-2011 13:01:03	Bright	57.500	76	27Gam Cas	2.3000	30000.	115	48874	No
123	GOM_NL__2PRFIN20110705_130517_000000463104_00153_48874_2141.N1	05-JUL-2011 13:05:17	Bright	45.500	160	23Gam Per	2.9300	4700.0	91	48874	No
124	GOM_NL__2PRFIN20110705_130707_000000373104_00153_48874_2142.N1	05-JUL-2011 13:07:07	Bright	37.000	175	39Del Per	3.0100	19400.	74	48874	No
125	GOM_NL__2PRFIN20110705_130838_000000503104_00153_48874_2143.N1	05-JUL-2011 13:08:38	Bright	50.000	73	57Gam1And	2.2600	13100.	100	48874	No
126	GOM_NL__2PRFIN20110705_131127_000000303104_00153_48874_2144.N1	05-JUL-2011 13:11:27	Twi_and_stray	30.000	173	4Bet Tri	3.0040	8900.0	60	48874	No
127	GOM_NL__2PRFIN20110705_131411_000000413104_00153_48874_2145.N1	05-JUL-2011 13:14:11	Twilight	41.000	146	25Eta Tau	2.8730	15200.	82	48874	No
128	GOM_NL__2PRFIN20110705_132109_000000533104_00153_48874_2146.N1	05-JUL-2011 13:21:09	Dark	52.500	94	92Alp Cet	2.5260	3100.0	105	48874	No
129	GOM_NL__2PRFIN20110705_134106_000000533104_00154_48875_2197.N1	05-JUL-2011 13:41:06	Dark	52.500	84	Alp Phe	2.3970	4500.0	105	48875	No
130	GOM_NL__2PRFIN20110705_134726_000000533104_00154_48875_2198.N1	05-JUL-2011 13:47:26	Straylight	52.500	63	Bet Gru	2.1500	2800.0	105	48875	No
131	GOM_NL__2PRFIN20110705_134916_000000503104_00154_48875_2199.N1	05-JUL-2011 13:49:16	Straylight	49.500	31	Alp Gru	1.7340	15200.	99	48875	No
132	GOM_NL__2PRFIN20110705_135108_000000403104_00154_48875_2200.N1	05-JUL-2011 13:51:08	Straylight	39.500	45	Alp Pav	1.9400	26000.	79	48875	No
133	GOM_NL__2PRFIN20110705_140021_000000423104_00154_48875_2201.N1	05-JUL-2011 14:00:21	Twi_and_stray	41.500	103	38Zet Sgr	2.6000	9700.0	83	48875	No
134	GOM_NL__2PRFIN20110705_140259_000000433104_00154_48875_2202.N1	05-JUL-2011 14:02:59	Bright	43.000	155	41Pi Sgr	2.9000	6600.0	86	48875	No
135	GOM_NL__2PRFIN20110705_141437_000000453104_00154_48875_2203.N1	05-JUL-2011 14:14:37	Bright	45.000	168	17Zet Aql	2.9860	11000.	90	48875	No
136	GOM_NL__2PRFIN20110705_142138_000000443104_00154_48875_2204.N1	05-JUL-2011 14:21:38	Bright	44.000	5	3Alp Lyr	0.033000	11000.	88	48875	No
137	GOM_NL__2PRFIN20110705_142439_000000493104_00154_48875_2205.N1	05-JUL-2011 14:24:39	Bright	49.000	130	23Bet Dra	2.7990	5800.0	98	48875	No
138	GOM_NL__2PRFIN20110705_143248_000000423104_00154_48875_2206.N1	05-JUL-2011 14:32:48	Bright	42.000	89	5Alp Cep	2.4510	8000.0	84	48875	No
139	GOM_NL__2PRFIN20110705_144117_000000533104_00154_48875_2207.N1	05-JUL-2011 14:41:17	Bright	52.500	76	27Gam Cas	2.3000	30000.	105	48875	No
140	GOM_NL__2PRFIN20110705_144531_000000533104_00154_48875_2208.N1	05-JUL-2011 14:45:31	Bright	53.000	160	23Gam Per	2.9300	4700.0	106	48875	No
141	GOM_NL__2PRFIN20110705_144721_000000343104_00154_48875_2209.N1	05-JUL-2011 14:47:21	Bright	34.000	175	39Del Per	3.0100	19400.	68	48875	No
142	GOM_NL__2PRFIN20110705_144852_000000523104_00154_48875_2210.N1	05-JUL-2011 14:48:52	Bright	51.500	73	57Gam1And	2.2600	13100.	103	48875	No
143	GOM_NL__2PRFIN20110705_145141_000000303104_00154_48875_2211.N1	05-JUL-2011 14:51:41	Twi_and_stray	30.000	173	4Bet Tri	3.0040	8900.0	60	48875	No
144	GOM_NL__2PRFIN20110705_145426_000000403104_00154_48875_2212.N1	05-JUL-2011 14:54:26	Twilight	39.500	146	25Eta Tau	2.8730	15200.	79	48875	No
145	GOM_NL__2PRFIN20110705_150124_000000493104_00154_48875_2213.N1	05-JUL-2011 15:01:24	Dark	48.500	94	92Alp Cet	2.5260	3100.0	97	48875	No
146	GOM_NL__2PRFIN20110705_152121_000000503104_00155_48876_2251.N1	05-JUL-2011 15:21:21	Dark	49.500	84	Alp Phe	2.3970	4500.0	99	48876	No
147	GOM_NL__2PRFIN20110705_152741_000000523104_00155_48876_2252.N1	05-JUL-2011 15:27:41	Straylight	51.500	63	Bet Gru	2.1500	2800.0	103	48876	No
148	GOM_NL__2PRFIN20110705_152931_000000493104_00155_48876_2253.N1	05-JUL-2011 15:29:31	Straylight	49.000	31	Alp Gru	1.7340	15200.	98	48876	No
149	GOM_NL__2PRFIN20110705_153123_000000403104_00155_48876_2254.N1	05-JUL-2011 15:31:23	Straylight	39.500	45	Alp Pav	1.9400	26000.	79	48876	No
150	GOM_NL__2PRFIN20110705_154035_000000453104_00155_48876_2255.N1	05-JUL-2011 15:40:35	Twi_and_stray	45.000	103	38Zet Sgr	2.6000	9700.0	90	48876	No
151	GOM_NL__2PRFIN20110705_154313_000000433104_00155_48876_2256.N1	05-JUL-2011 15:43:13	Bright	43.000	155	41Pi Sgr	2.9000	6600.0	86	48876	No
152	GOM_NL__2PRFIN20110705_155450_000000463104_00155_48876_2257.N1	05-JUL-2011 15:54:50	Bright	45.500	168	17Zet Aql	2.9860	11000.	91	48876	No
153	GOM_NL__2PRFIN20110705_160152_000000433104_00155_48876_2258.N1	05-JUL-2011 16:01:52	Bright	42.500	5	3Alp Lyr	0.033000	11000.	85	48876	No
154	GOM_NL__2PRFIN20110705_160452_000000363104_00155_48876_2259.N1	05-JUL-2011 16:04:52	Bright	36.000	130	23Bet Dra	2.7990	5800.0	72	48876	No
155	GOM_NL__2PRFIN20110705_161302_000000473104_00155_48876_2260.N1	05-JUL-2011 16:13:02	Bright	46.500	89	5Alp Cep	2.4510	8000.0	93	48876	No
156	GOM_NL__2PRFIN20110705_162130_000000463104_00155_48876_2261.N1	05-JUL-2011 16:21:30	Bright	45.500	76	27Gam Cas	2.3000	30000.	91	48876	No
157	GOM_NL__2PRFIN20110705_162545_000000583104_00155_48876_2262.N1	05-JUL-2011 16:25:45	Bright	58.000	160	23Gam Per	2.9300	4700.0	116	48876	No
158	GOM_NL__2PRFIN20110705_162735_000000333104_00155_48876_2263.N1	05-JUL-2011 16:27:35	Bright	33.000	175	39Del Per	3.0100	19400.	66	48876	No
159	GOM_NL__2PRFIN20110705_162905_000000523104_00155_48876_2264.N1	05-JUL-2011 16:29:05	Bright	51.500	73	57Gam1And	2.2600	13100.	103	48876	No
160	GOM_NL__2PRFIN20110705_163218_000000403104_00155_48876_2265.N1	05-JUL-2011 16:32:18	Bright	39.500	150	44Zet Per	2.8900	28000.	79	48876	No



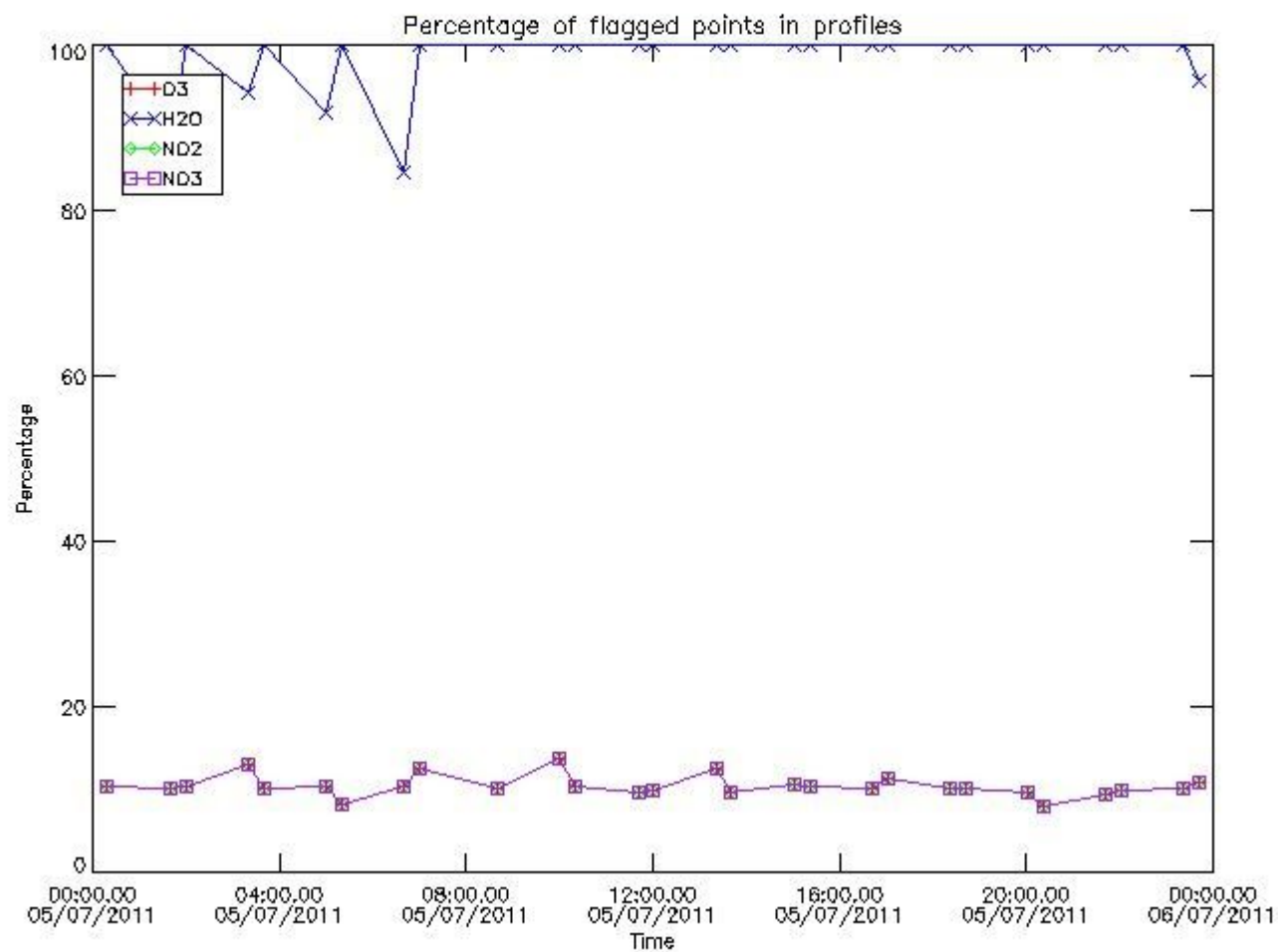
161	GOM_NL__2PRFIN20110705_163440_000000413104_00155_48876_2266.N1	05-JUL-2011 16:34:40	Twilight	40.500	146	25Eta Tau	2.8730	15200.	81	48876	No
162	GOM_NL__2PRFIN20110705_164138_000000503104_00155_48876_2267.N1	05-JUL-2011 16:41:38	Dark	50.000	94	92Alp Cet	2.5260	3100.0	100	48876	No
163	GOM_NL__2PRFIN20110705_170136_000000493104_00156_48877_2289.N1	05-JUL-2011 17:01:36	Dark	49.000	84	Alp Phe	2.3970	4500.0	98	48877	No
164	GOM_NL__2PRFIN20110705_170756_000000533104_00156_48877_2290.N1	05-JUL-2011 17:07:56	Straylight	52.500	63	Bet Gru	2.1500	2800.0	105	48877	No
165	GOM_NL__2PRFIN20110705_170946_000000493104_00156_48877_2291.N1	05-JUL-2011 17:09:46	Straylight	49.000	31	Alp Gru	1.7340	15200.	98	48877	No
166	GOM_NL__2PRFIN20110705_171137_000000403104_00156_48877_2292.N1	05-JUL-2011 17:11:37	Straylight	39.500	45	Alp Pav	1.9400	26000.	79	48877	No
167	GOM_NL__2PRFIN20110705_172049_000000443104_00156_48877_2293.N1	05-JUL-2011 17:20:49	Twi_and_stray	43.500	103	38Zet Sgr	2.6000	9700.0	87	48877	No
168	GOM_NL__2PRFIN20110705_172327_000000433104_00156_48877_2294.N1	05-JUL-2011 17:23:27	Bright	42.500	155	41Pi Sgr	2.9000	6600.0	85	48877	No
169	GOM_NL__2PRFIN20110705_173504_000000463104_00156_48877_2295.N1	05-JUL-2011 17:35:04	Bright	46.000	168	17Zet Aql	2.9860	11000.	92	48877	No
170	GOM_NL__2PRFIN20110705_174206_000000463104_00156_48877_2296.N1	05-JUL-2011 17:42:06	Bright	45.500	5	3Alp Lyr	0.033000	11000.	91	48877	No
171	GOM_NL__2PRFIN20110705_174506_000000373104_00156_48877_2297.N1	05-JUL-2011 17:45:06	Bright	36.500	130	23Bet Dra	2.7990	5800.0	73	48877	No
172	GOM_NL__2PRFIN20110705_175315_000000443104_00156_48877_2298.N1	05-JUL-2011 17:53:15	Bright	43.500	89	5Alp Cep	2.4510	8000.0	87	48877	No
173	GOM_NL__2PRFIN20110705_180144_000000463104_00156_48877_2299.N1	05-JUL-2011 18:01:44	Bright	45.500	76	27Gam Cas	2.3000	30000.	91	48877	No
174	GOM_NL__2PRFIN20110705_180558_000000583104_00156_48877_2300.N1	05-JUL-2011 18:05:58	Bright	58.000	160	23Gam Per	2.9300	4700.0	116	48877	No
175	GOM_NL__2PRFIN20110705_180749_000000353104_00156_48877_2301.N1	05-JUL-2011 18:07:49	Bright	35.000	175	39Del Per	3.0100	19400.	70	48877	No
176	GOM_NL__2PRFIN20110705_180919_000000503104_00156_48877_2302.N1	05-JUL-2011 18:09:19	Bright	50.000	73	57Gam1And	2.2600	13100.	100	48877	No
177	GOM_NL__2PRFIN20110705_181232_000000403104_00156_48877_2303.N1	05-JUL-2011 18:12:32	Bright	40.000	150	44Zet Per	2.8900	28000.	80	48877	No
178	GOM_NL__2PRFIN20110705_181454_000000403104_00156_48877_2304.N1	05-JUL-2011 18:14:54	Twilight	40.000	146	25Eta Tau	2.8730	15200.	80	48877	No
179	GOM_NL__2PRFIN20110705_182153_000000503104_00156_48877_2305.N1	05-JUL-2011 18:21:53	Dark	50.000	94	92Alp Cet	2.5260	3100.0	100	48877	No
180	GOM_NL__2PRFIN20110705_184152_000000513104_00157_48878_2332.N1	05-JUL-2011 18:41:52	Dark	50.500	84	Alp Phe	2.3970	4500.0	101	48878	No
181	GOM_NL__2PRFIN20110705_184811_000000533104_00157_48878_2333.N1	05-JUL-2011 18:48:11	Straylight	53.000	63	Bet Gru	2.1500	2800.0	106	48878	No
182	GOM_NL__2PRFIN20110705_185000_000000493104_00157_48878_2334.N1	05-JUL-2011 18:50:00	Straylight	49.000	31	Alp Gru	1.7340	15200.	98	48878	No
183	GOM_NL__2PRFIN20110705_185152_000000393104_00157_48878_2335.N1	05-JUL-2011 18:51:52	Straylight	39.000	45	Alp Pav	1.9400	26000.	78	48878	No
184	GOM_NL__2PRFIN20110705_190104_000000443104_00157_48878_2336.N1	05-JUL-2011 19:01:04	Twi_and_stray	43.500	103	38Zet Sgr	2.6000	9700.0	87	48878	No
185	GOM_NL__2PRFIN20110705_190341_000000433104_00157_48878_2337.N1	05-JUL-2011 19:03:41	Bright	42.500	155	41Pi Sgr	2.9000	6600.0	85	48878	No
186	GOM_NL__2PRFIN20110705_191518_000000433104_00157_48878_2338.N1	05-JUL-2011 19:15:18	Bright	43.000	168	17Zet Aql	2.9860	11000.	86	48878	No
187	GOM_NL__2PRFIN20110705_192219_000000443104_00157_48878_2339.N1	05-JUL-2011 19:22:19	Bright	44.000	5	3Alp Lyr	0.033000	11000.	88	48878	No
188	GOM_NL__2PRFIN20110705_192520_000000383104_00157_48878_2340.N1	05-JUL-2011 19:25:20	Bright	38.000	130	23Bet Dra	2.7990	5800.0	76	48878	No
189	GOM_NL__2PRFIN20110705_193329_000000433104_00157_48878_2341.N1	05-JUL-2011 19:33:29	Bright	42.500	89	5Alp Cep	2.4510	8000.0	85	48878	No
190	GOM_NL__2PRFIN20110705_194158_000000663104_00157_48878_2342.N1	05-JUL-2011 19:41:58	Bright	66.000	76	27Gam Cas	2.3000	30000.	132	48878	No
191	GOM_NL__2PRFIN20110705_194613_000000373104_00157_48878_2343.N1	05-JUL-2011 19:46:13	Bright	36.500	160	23Gam Per	2.9300	4700.0	73	48878	No
192	GOM_NL__2PRFIN20110705_194804_000000353104_00157_48878_2344.N1	05-JUL-2011 19:48:04	Bright	34.500	175	39Del Per	3.0100	19400.	69	48878	No
193	GOM_NL__2PRFIN20110705_194933_000000553104_00157_48878_2345.N1	05-JUL-2011 19:49:33	Bright	54.500	73	57Gam1And	2.2600	13100.	109	48878	No
194	GOM_NL__2PRFIN20110705_195246_000000413104_00157_48878_2346.N1	05-JUL-2011 19:52:46	Bright	40.500	150	44Zet Per	2.8900	28000.	81	48878	No
195	GOM_NL__2PRFIN20110705_195509_000000423104_00157_48878_2347.N1	05-JUL-2011 19:55:09	Twilight	42.000	146	25Eta Tau	2.8730	15200.	84	48878	No
196	GOM_NL__2PRFIN20110705_200207_000000533104_00157_48878_2348.N1	05-JUL-2011 20:02:07	Dark	53.000	94	92Alp Cet	2.5260	3100.0	106	48878	No
197	GOM_NL__2PRFIN20110705_202207_000000643104_00158_48879_2386.N1	05-JUL-2011 20:22:07	Dark	64.000	84	Alp Phe	2.3970	4500.0	128	48879	No
198	GOM_NL__2PRFIN20110705_202826_000000513104_00158_48879_2387.N1	05-JUL-2011 20:28:26	Straylight	51.000	63	Bet Gru	2.1500	2800.0	102	48879	No
199	GOM_NL__2PRFIN20110705_203015_000000493104_00158_48879_2388.N1	05-JUL-2011 20:30:15	Straylight	49.000	31	Alp Gru	1.7340	15200.	98	48879	No
200	GOM_NL__2PRFIN20110705_203206_000000413104_00158_48879_2389.N1	05-JUL-2011 20:32:06	Straylight	40.500	45	Alp Pav	1.9400	26000.	81	48879	No
201	GOM_NL__2PRFIN20110705_204118_000000433104_00158_48879_2390.N1	05-JUL-2011 20:41:18	Twi_and_stray	43.000	103	38Zet Sgr	2.6000	9700.0	86	48879	No
202	GOM_NL__2PRFIN20110705_204356_000000433104_00158_48879_2391.N1	05-JUL-2011 20:43:56	Bright	42.500	155	41Pi Sgr	2.9000	6600.0	85	48879	No
203	GOM_NL__2PRFIN20110705_205531_000000453104_00158_48879_2392.N1	05-JUL-2011 20:55:31	Bright	45.000	168	17Zet Aql	2.9860	11000.	90	48879	No
204	GOM_NL__2PRFIN20110705_210233_000000403104_00158_48879_2393.N1	05-JUL-2011 21:02:33	Bright	39.500	5	3Alp Lyr	0.033000	11000.	79	48879	No
205	GOM_NL__2PRFIN20110705_210534_000000393104_00158_48879_2394.N1	05-JUL-2011 21:05:34	Bright	38.500	130	23Bet Dra	2.7990	5800.0	77	48879	No
206	GOM_NL__2PRFIN20110705_211342_000000423104_00158_48879_2395.N1	05-JUL-2011 21:13:42	Bright	41.500	89	5Alp Cep	2.4510	8000.0	83	48879	No
207	GOM_NL__2PRFIN20110705_212211_000000483104_00158_48879_2396.N1	05-JUL-2011 21:22:11	Bright	48.000	76	27Gam Cas	2.3000	30000.	96	48879	No
208	GOM_NL__2PRFIN20110705_212626_000000383104_00158_48879_2397.N1	05-JUL-2011 21:26:26	Bright	38.000	160	23Gam Per	2.9300	4700.0	76	48879	No
209	GOM_NL__2PRFIN20110705_212817_000000373104_00158_48879_2398.N1	05-JUL-2011 21:28:17	Bright	36.500	175	39Del Per	3.0100	19400.	73	48879	No
210	GOM_NL__2PRFIN20110705_212947_000000703104_00158_48879_2399.N1	05-JUL-2011 21:29:47	Bright	70.000	73	57Gam1And	2.2600	13100.	140	48879	No
211	GOM_NL__2PRFIN20110705_213300_000000403104_00158_48879_2400.N1	05-JUL-2011 21:33:00	Bright	39.500	150	44Zet Per	2.8900	28000.	79	48879	No
212	GOM_NL__2PRFIN20110705_213523_000000413104_00158_48879_2401.N1	05-JUL-2011 21:35:23	Twilight	41.000	146	25Eta Tau	2.8730	15200.	82	48879	No
213	GOM_NL__2PRFIN20110705_214222_000000543104_00158_48879_2402.N1	05-JUL-2011 21:42:22	Dark	53.500	94	92Alp Cet	2.5260	3100.0	107	48879	No
214	GOM_NL__2PRFIN20110705_220222_000000513104_00159_48880_2422.N1	05-JUL-2011 22:02:22	Dark	51.000	84	Alp Phe	2.3970	4500.0	102	48880	No
215	GOM_NL__2PRFIN20110705_220841_000000633104_00159_48880_2423.N1	05-JUL-2011 22:08:41	Straylight	62.500	63	Bet Gru	2.1500	2800.0	125	48880	No
216	GOM_NL__2PRFIN20110705_221030_000000493104_00159_48880_2424.N1	05-JUL-2011 22:10:30	Straylight	48.500	31	Alp Gru	1.7340	15200.	97	48880	No
217	GOM_NL__2PRFIN20110705_221220_000000403104_00159_48880_2425.N1	05-JUL-2011 22:12:20	Straylight	39.500	45	Alp Pav	1.9400	26000.	79	48880	No
218	GOM_NL__2PRFIN20110705_222132_000000453104_00159_48880_2426.N1	05-JUL-2011 22:21:32	Twi_and_stray	45.000	103	38Zet Sgr	2.6000	9700.0	90	48880	No
219	GOM_NL__2PRFIN20110705_222409_000000443104_00159_48880_2427.N1	05-JUL-2011 22:24:09	Bright	43.500	155	41Pi Sgr	2.9000	6600.0	87	48880	No

220	GOM_NL__2PRFIN20110705_223545_000000443104_00159_48880_2428.N1	05-JUL-2011 22:35:45	Bright	43.500	168	17Zet Aql	2.9860	11000.	87	48880	No
221	GOM_NL__2PRFIN20110705_224247_000000383104_00159_48880_2429.N1	05-JUL-2011 22:42:47	Bright	37.500	5	3Alp Lyr	0.033000	11000.	75	48880	No
222	GOM_NL__2PRFIN20110705_224548_000000373104_00159_48880_2430.N1	05-JUL-2011 22:45:48	Bright	37.000	130	23Bet Dra	2.7990	5800.0	74	48880	No
223	GOM_NL__2PRFIN20110705_225355_000000453104_00159_48880_2431.N1	05-JUL-2011 22:53:55	Bright	45.000	89	5Alp Cep	2.4510	8000.0	90	48880	No
224	GOM_NL__2PRFIN20110705_230225_000000473104_00159_48880_2432.N1	05-JUL-2011 23:02:25	Bright	46.500	76	27Gam Cas	2.3000	30000.	93	48880	No
225	GOM_NL__2PRFIN20110705_230640_000000383104_00159_48880_2433.N1	05-JUL-2011 23:06:40	Bright	37.500	160	23Gam Per	2.9300	4700.0	75	48880	No
226	GOM_NL__2PRFIN20110705_230831_000000363104_00159_48880_2434.N1	05-JUL-2011 23:08:31	Bright	35.500	175	39Del Per	3.0100	19400.	71	48880	No
227	GOM_NL__2PRFIN20110705_231001_000000533104_00159_48880_2435.N1	05-JUL-2011 23:10:01	Bright	52.500	73	57Gam1And	2.2600	13100.	105	48880	No
228	GOM_NL__2PRFIN20110705_231314_000000403104_00159_48880_2436.N1	05-JUL-2011 23:13:14	Bright	40.000	150	44Zet Per	2.8900	28000.	80	48880	No
229	GOM_NL__2PRFIN20110705_231537_000000413104_00159_48880_2437.N1	05-JUL-2011 23:15:37	Twilight	41.000	146	25Eta Tau	2.8730	15200.	82	48880	No
230	GOM_NL__2PRFIN20110705_232236_000000503104_00159_48880_2438.N1	05-JUL-2011 23:22:36	Dark	50.000	94	92Alp Cet	2.5260	3100.0	100	48880	No
231	GOM_NL__2PRFIN20110705_234237_000000483104_00160_48881_2433.N1	05-JUL-2011 23:42:37	Dark	47.500	84	Alp Phe	2.3970	4500.0	95	48881	No
232	GOM_NL__2PRFIN20110705_234855_000000643104_00160_48881_2434.N1	05-JUL-2011 23:48:55	Straylight	63.500	63	Bet Gru	2.1500	2800.0	127	48881	No
233	GOM_NL__2PRFIN20110705_235045_000000493104_00160_48881_2435.N1	05-JUL-2011 23:50:45	Straylight	48.500	31	Alp Gru	1.7340	15200.	97	48881	No
234	GOM_NL__2PRFIN20110705_235235_000000413104_00160_48881_2436.N1	05-JUL-2011 23:52:35	Straylight	41.000	45	Alp Pav	1.9400	26000.	82	48881	No

### 3. Quality information per product

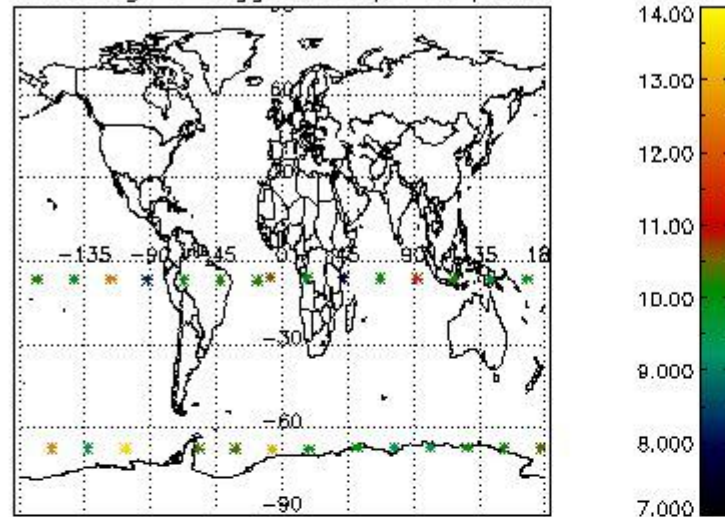
In this section it is plotted some information contained in the Quality Summary data set of the level 2 products. Only products in dark limb conditions and without errors (error flag in the MPH set to "0") are used.

#### 3.1 Plot quality information per product (time dependant)

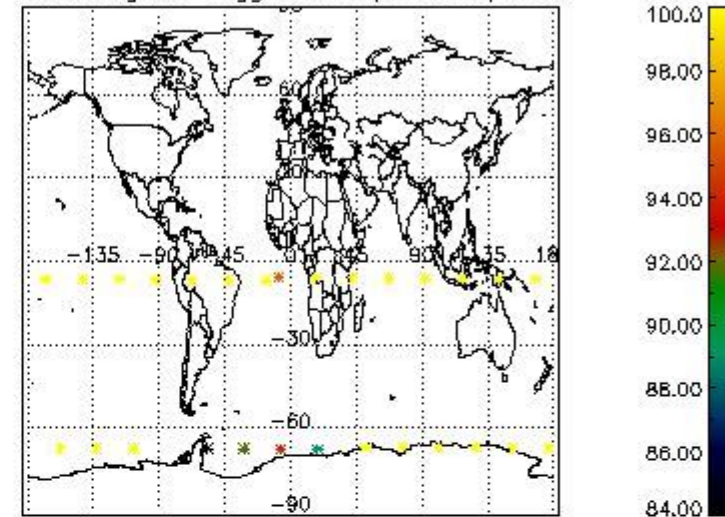


### 3.2 Plot quality information per product (world map)

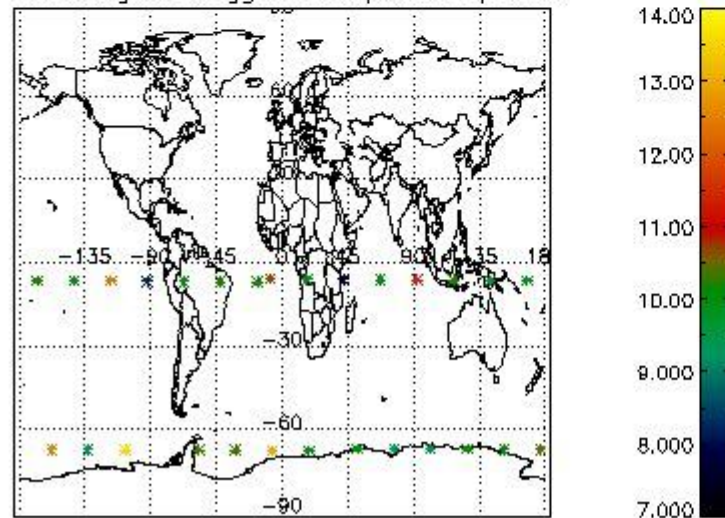
Percentage of flagged data per O3 profile



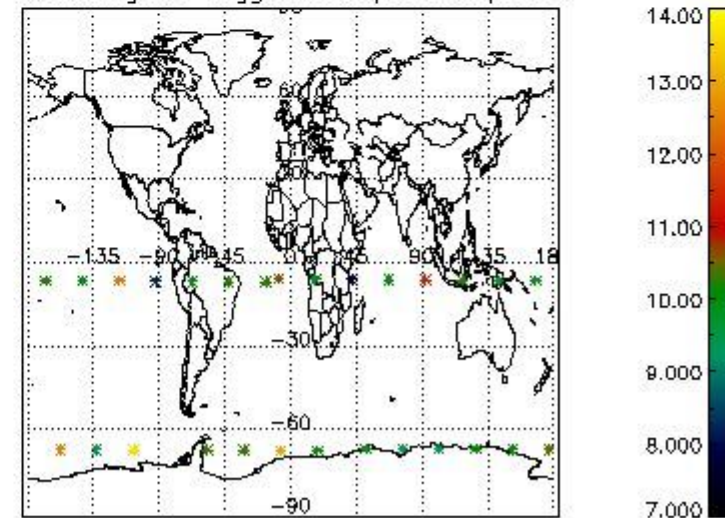
Percentage of flagged data per H2O profile



Percentage of flagged data per NO2 profile



Percentage of flagged data per NO3 profile



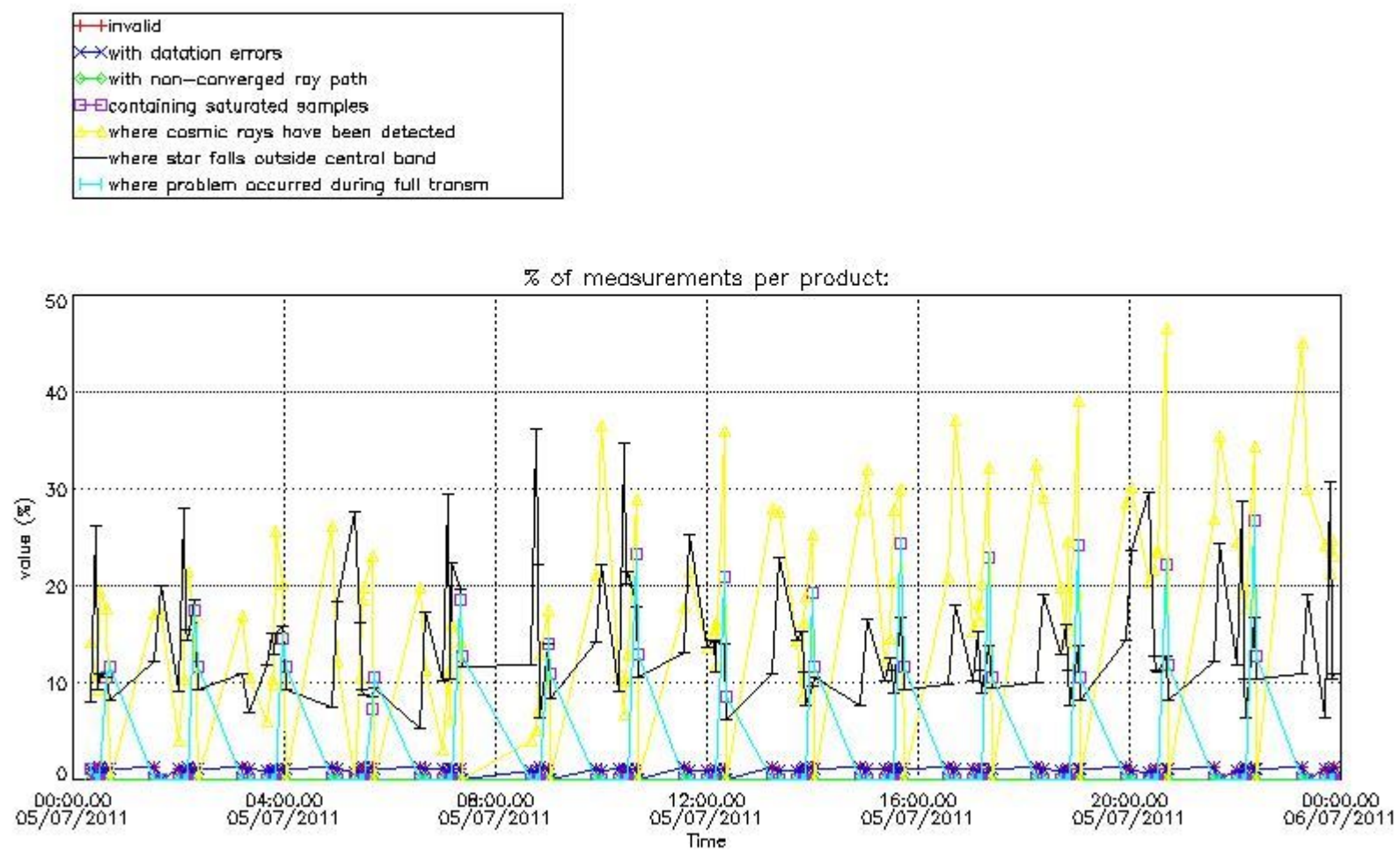
### 4. Level 1 quality information per product

In this section it is plotted some information contained in the Quality Summary data set of the level 2 products that comes from the level 1b processing. Products without errors (error flag in the MPH set to "0") are used.

#### 4.1 Plot quality information per product (time dependant) coming from level 1b processing

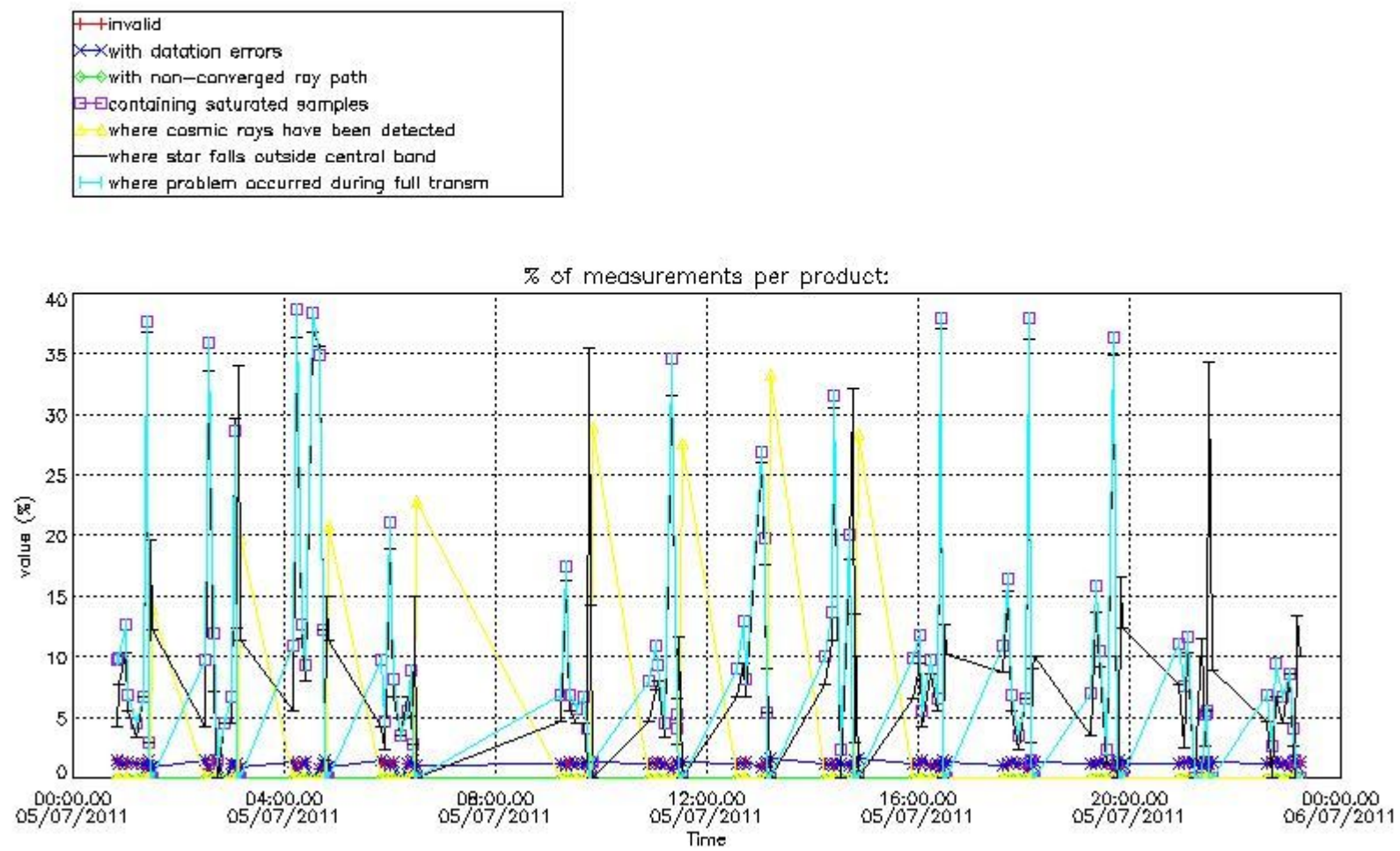
##### 4.1.1 Plot level 1 quality information per product (time dependant): ENVISAT ASCENDING passes





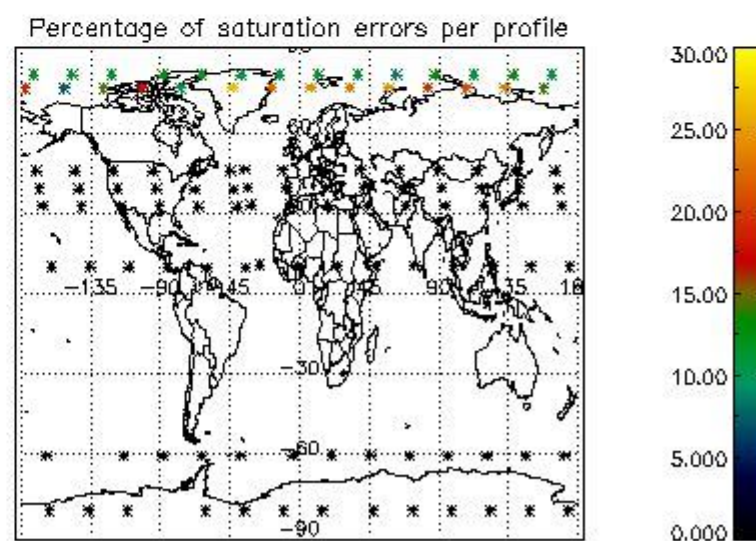
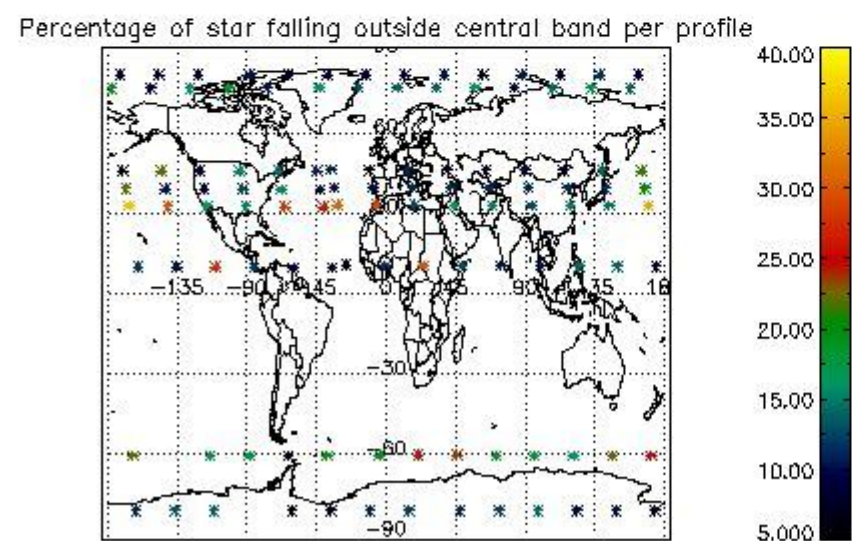
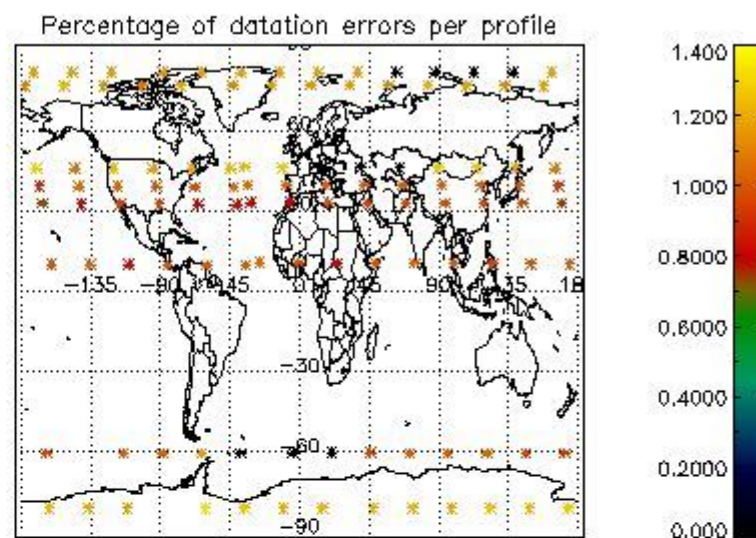
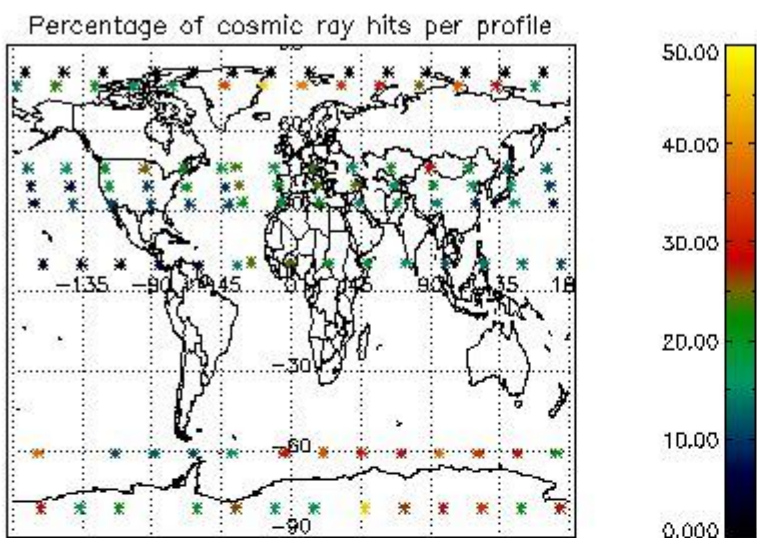
4.1.2 Plot level 1 quality information per product (time dependant): ENVI SAT DESCENDING passes





4.2 Plot quality information per product coming from level 1b processing (world map)

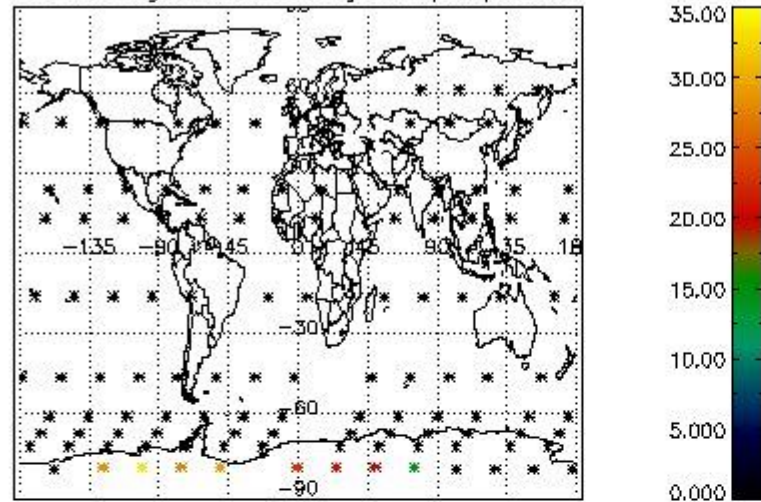
4.2.1 Plot level 1 quality information per product (world map): ENVISAT ASCENDING passes



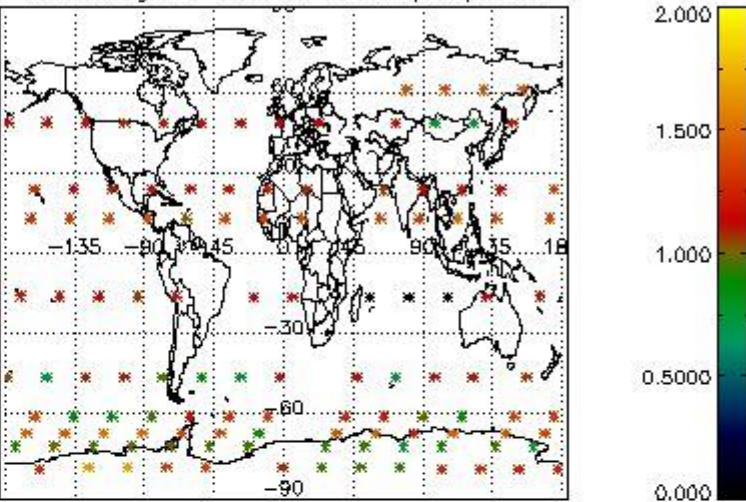
4.2.2 Plot level 1 quality information per product (world map): ENVISAT DESCENDING passes



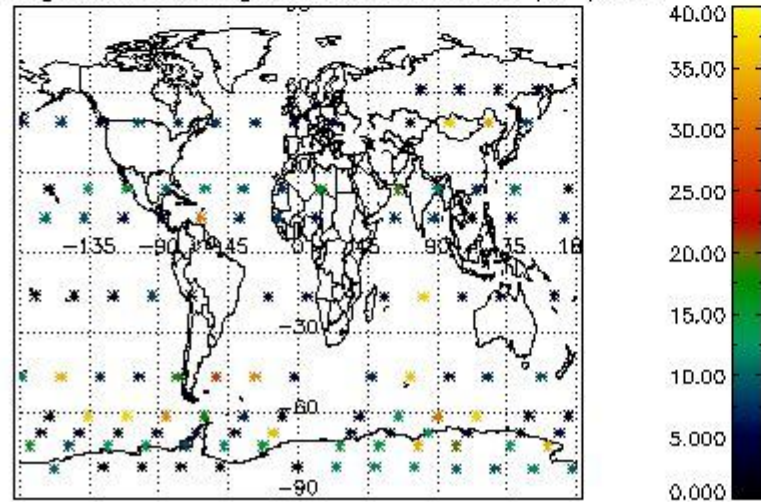
Percentage of cosmic ray hits per profile



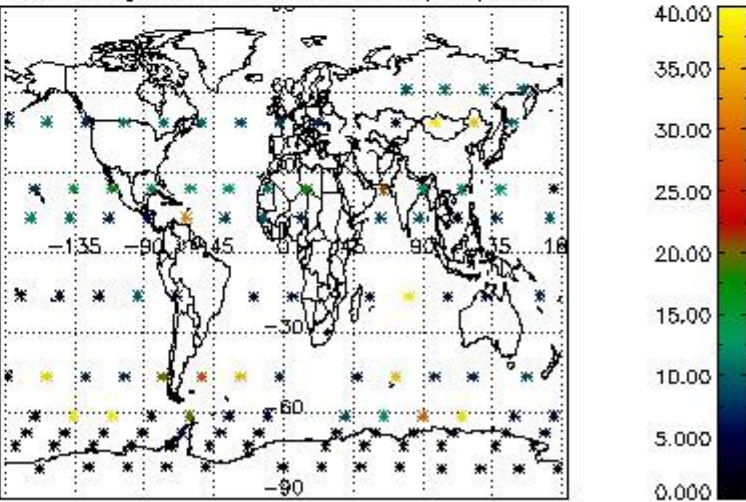
Percentage of datation errors per profile



Percentage of star falling outside central band per profile



Percentage of saturation errors per profile



## 5. Trace gas profiles

### 5.1 Ozone statistics based on quality of products

The final quality of the products can be "measured" using the STD (Standard Deviation) attached to every point profile. This information is written to the parameter GOM\_NL\_\_2P/NL\_LOCAL\_SPECIES\_DENSITY/o3\_std of the level 2 products. The table below shows the statistics for given STD ranges.

The statistics are given with respect to the overall valid production:

- Products without fatal errors: GOM\_NL\_\_2P/MPH/PRODUCT\_ERR=0
- Valid point profile: GOM\_NL\_\_2P/NL\_LOCAL\_SPECIES\_DENSITY/pcd(0)=0

The 'Criteria' is applied to valid points of dark limb products:

- Products in dark limb illumination condition: GOM\_NL\_\_2P/NL\_SUMMARY\_QUALITY/obs\_ill\_cond=0
- Products without fatal errors: GOM\_NL\_\_2P/MPH/PRODUCT\_ERR=0
- Valid point profile: GOM\_NL\_\_2P/NL\_LOCAL\_SPECIES\_DENSITY/pcd(0)=0

So, the table below shows the percentage of dark limb and valid observations for each criteria with respect to the overall valid daily observations.

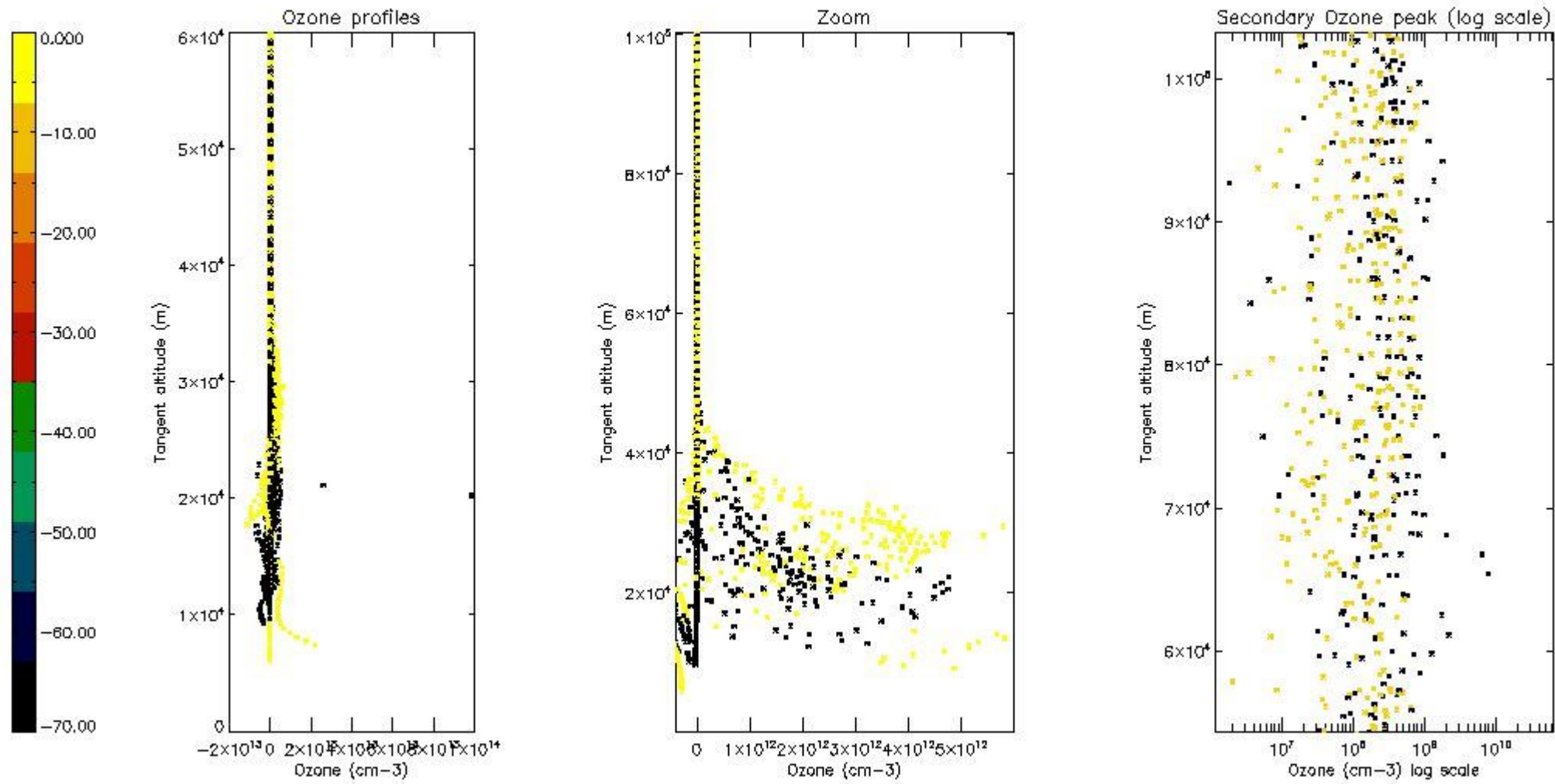
Criteria	% of total production
All STD	14
STD < 20	3



STD < 10	2
STD < 5	0

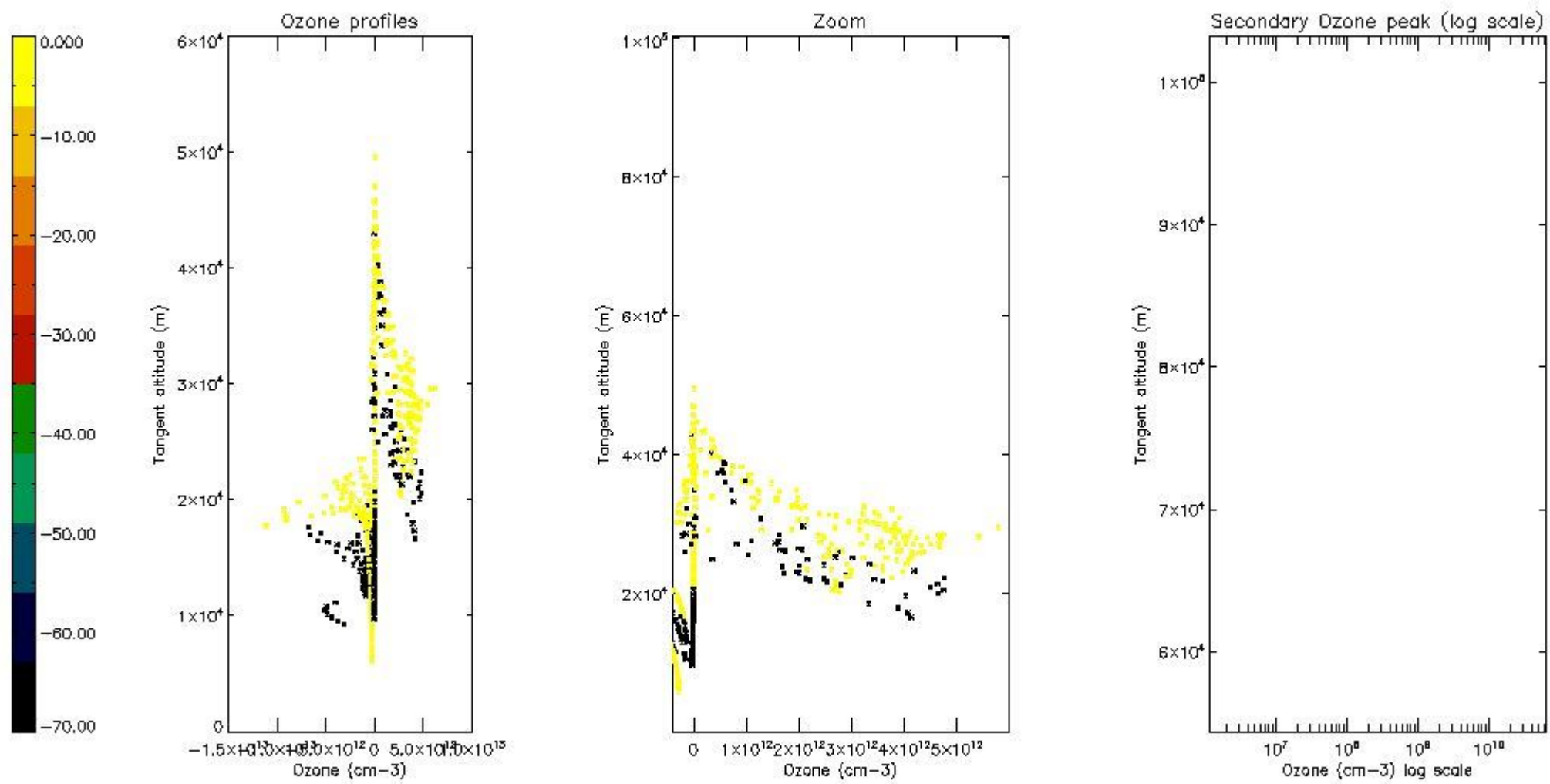
5.2 Plot ozone profiles for all STD (dark without errors)

The colorbar represents the latitude.



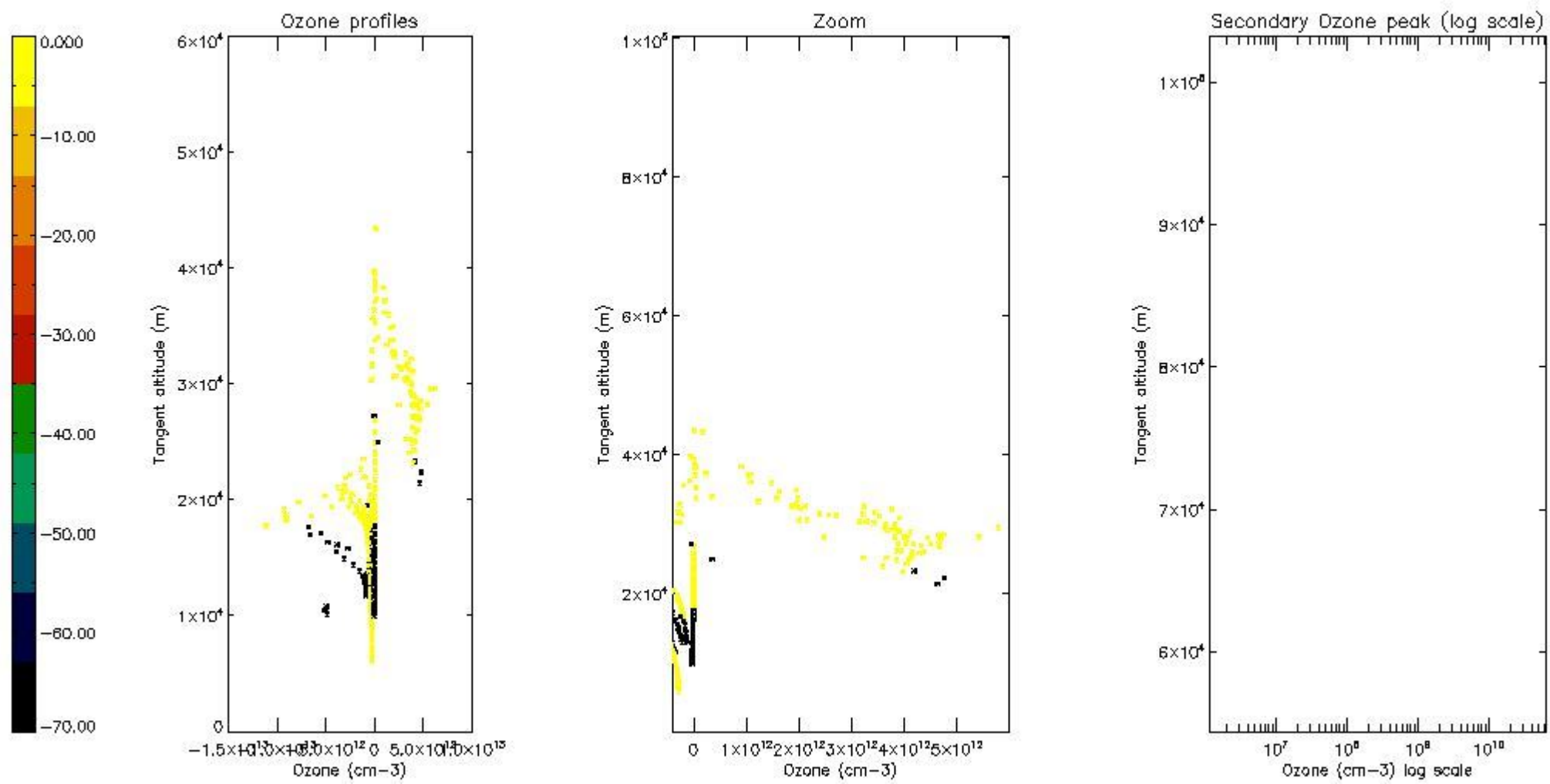
5.3 Plot ozone profiles where STD < 20% (dark without errors)

The colorbar represents the latitude.



*5.4 Plot ozone profiles where STD < 10% (dark without errors)*

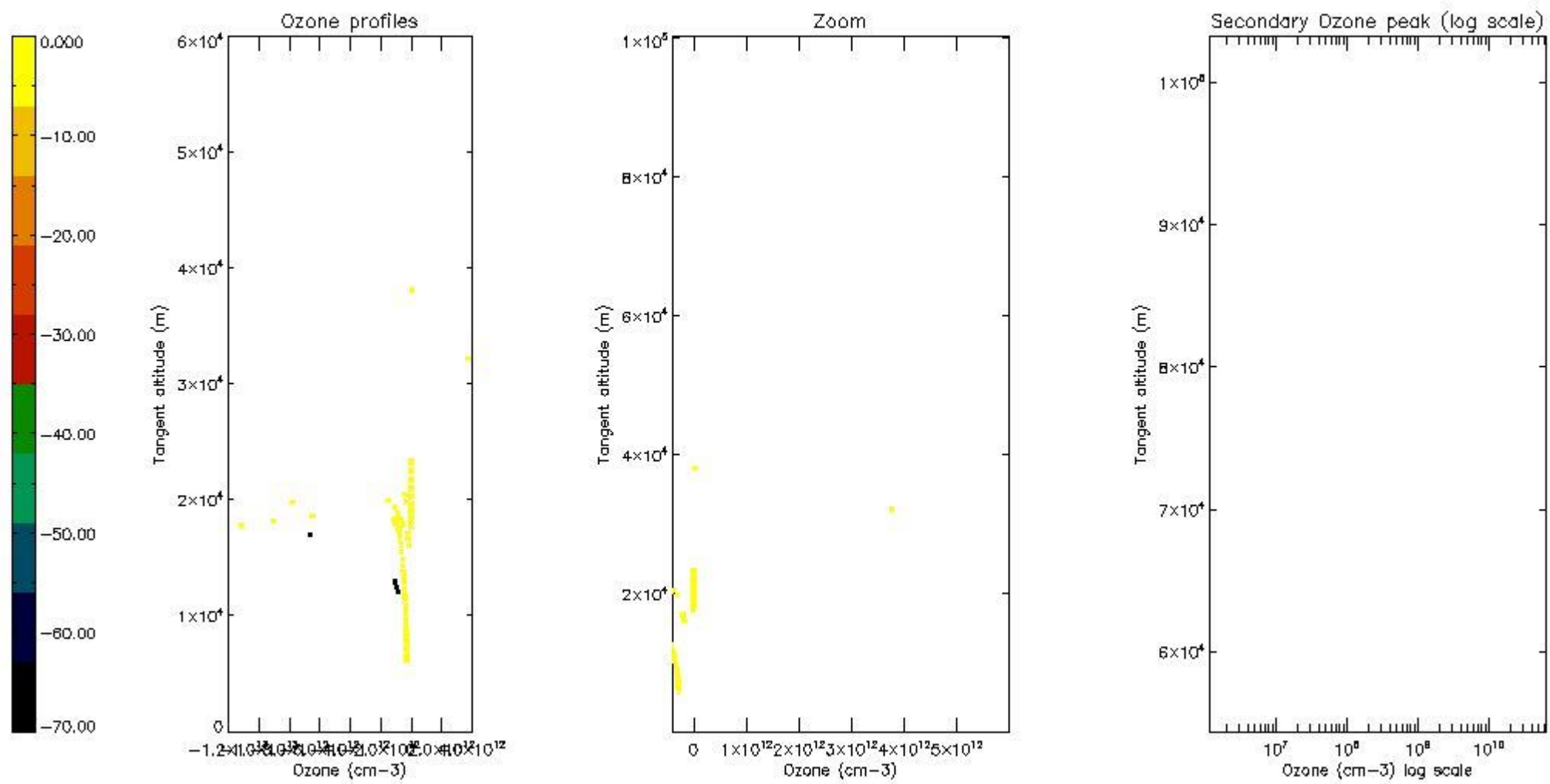
The colorbar represents the latitude.



*5.5 Plot ozone profiles where STD < 5% (dark without errors)*

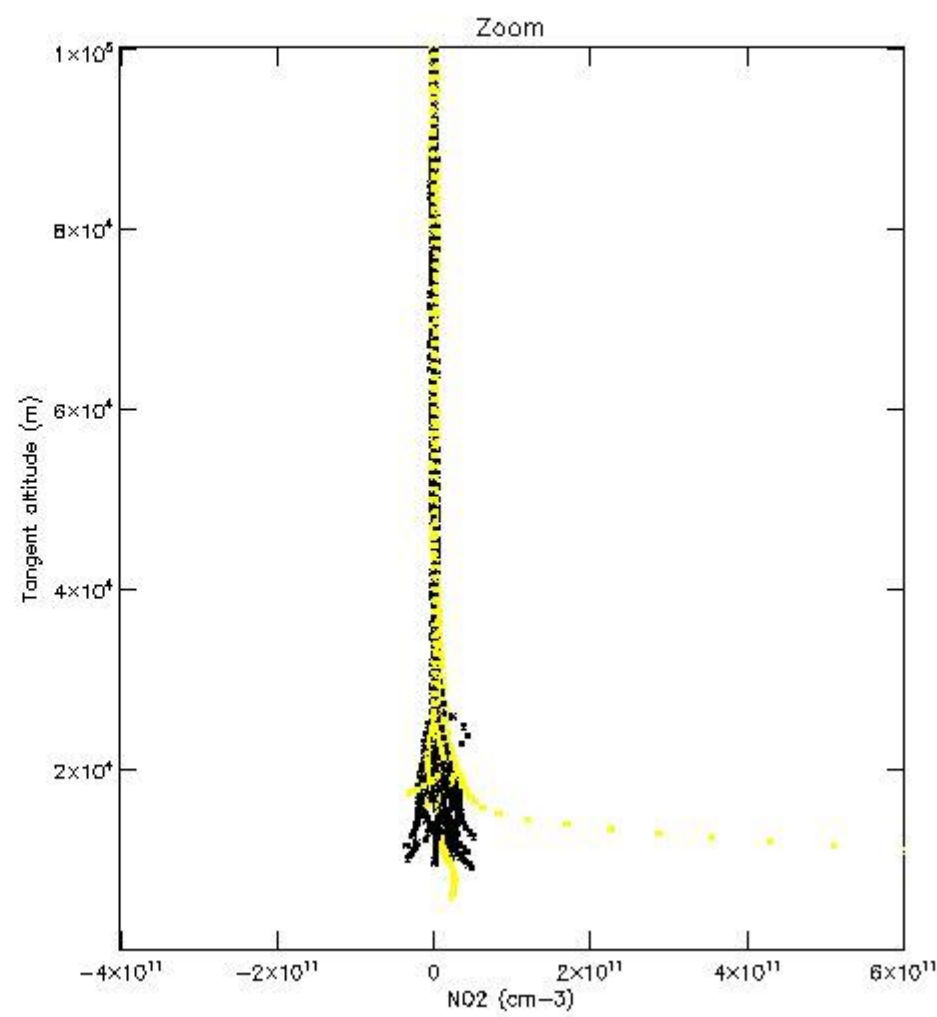
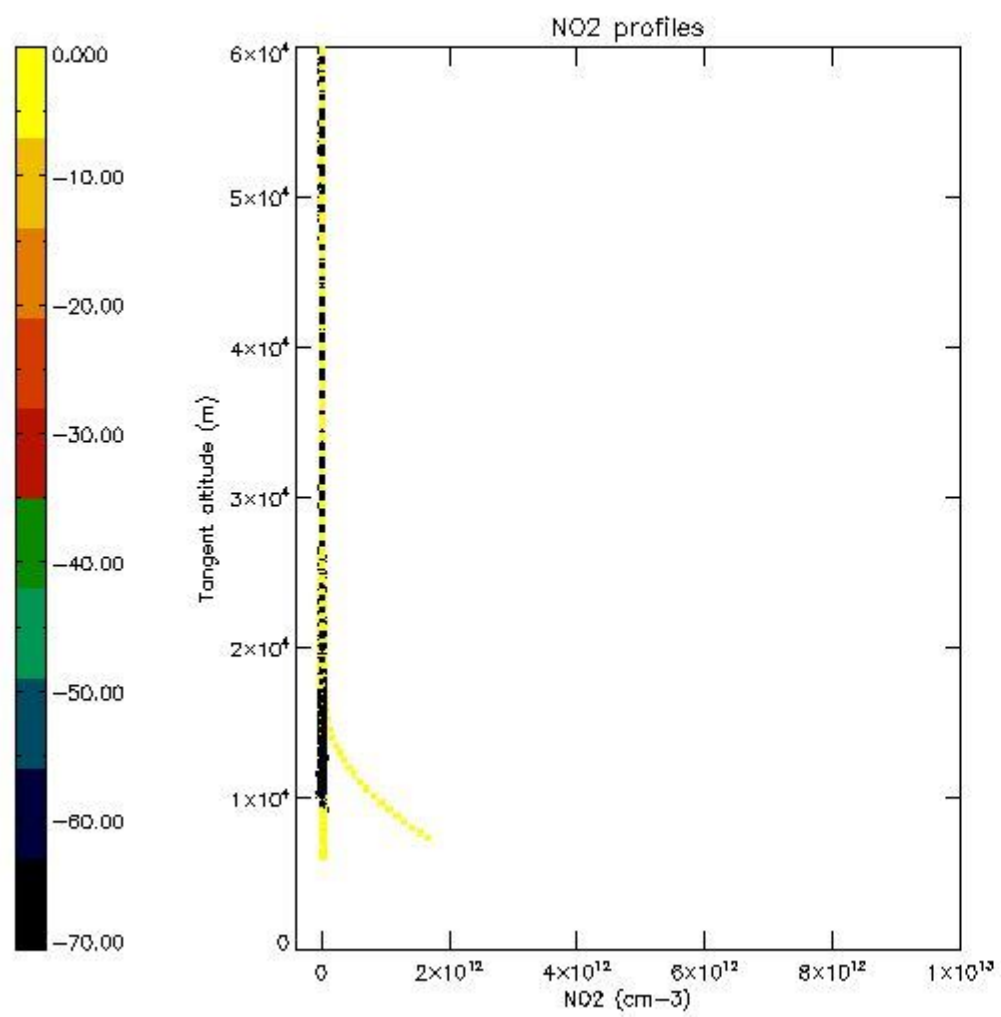
The colorbar represents the latitude.





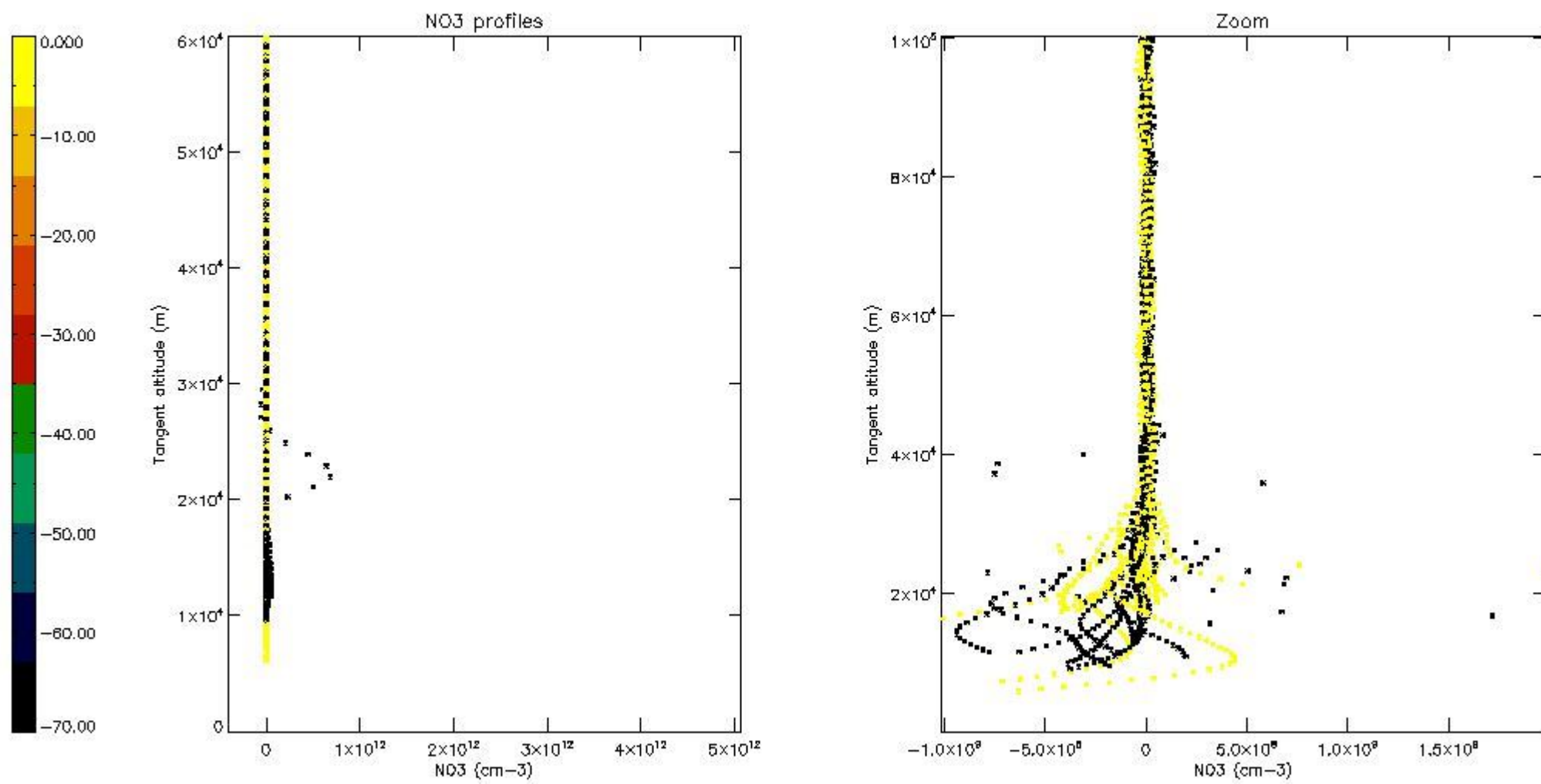
*5.6 Plot NO<sub>2</sub> profiles for all STD (dark without errors)*

The colorbar represents the latitude.



*5.7 Plot NO3 profiles for all STD (dark without errors)*

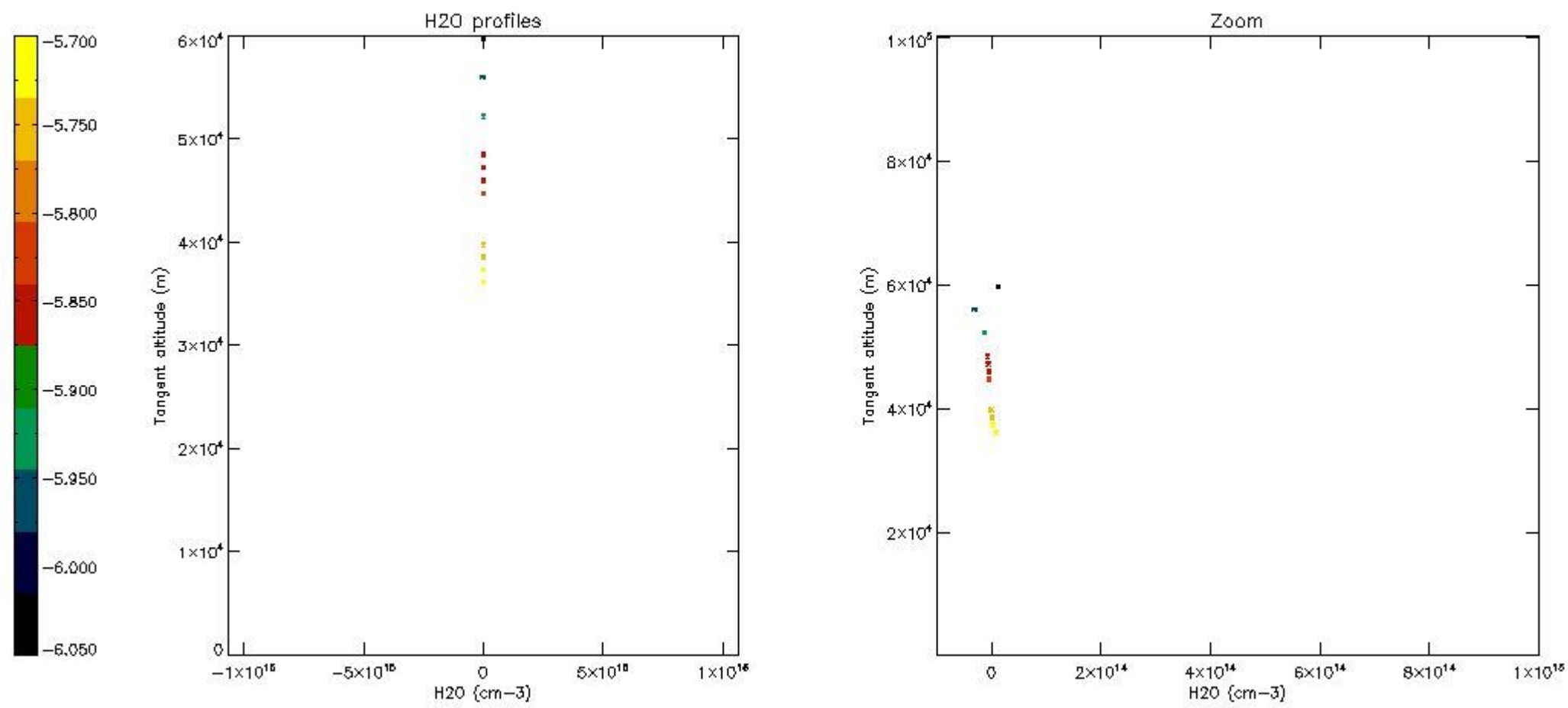
The colorbar represents the latitude.



5.8 Plot H2O profiles for all STD (only for occultations of stars 1,2,3,4,13,14,16,26,63 dark without errors)

The colorbar represents the latitude.





## 6. Auxiliary Data Files used for the production reported in section 2

The number reported in the third column indicates since which file (see list in section 2) the corresponding auxiliary file has been used. The fourth column is the date of those product files.

Type	Auxiliary Filename	Used since product	Used since product date
INST_PHYS_CHARACTERISTICS	GOM_INS_AXVIEC20091111_143220_20030716_120000_20500101_000000	1	05-JUL-2011 00:19:06
LEVEL-2_PROC_CONFIG	GOM_PR2_AXVIEC20091111_152718_20020301_000000_20500101_000000	1	05-JUL-2011 00:19:06
CROSS_SECTIONS_FILE	GOM_CRS_AXVIEC20091111_154832_20020301_000000_20500101_000000	1	05-JUL-2011 00:19:06

# GOMOS Level 2 Daily Report

## SUMMARY

### [1. General Info](#)

### [2. Summary of processed GOM\\_NL\\_2P products](#)

### [3. Level 2 Quality information per product](#)

#### [3.1 Plot of level 2 quality information per product \(time dependant\)](#)

#### [3.2 Plot of level 2 quality information per product \(world map\)](#)

### [4. Level 1 Quality information per product \(stored on level 2 products\)](#)

#### [4.1 Plot of level 1 quality information per product \(time dependant\)](#)

##### [4.1.1 Plot of level 1 quality information per product \(time dependant\): ASCENDING](#)

##### [4.1.2 Plot of level 1 quality information per product \(time dependant\): DESCENDING](#)

#### [4.2 Plot of level 1 quality information per product \(world map\)](#)

##### [4.2.1 Plot of level 1 quality information per product \(world map\): ASCENDING](#)

##### [4.2.2 Plot of level 1 quality information per product \(world map\): DESCENDING](#)

### [5. Ozone profiles based on quality statistics and other trace gas profiles](#)

#### [5.1 Ozone statistics based on quality of products](#)

#### [5.2 Plot ozone profiles for all STD \(dark without errors\)](#)

#### [5.3 Plot ozone profiles where STD < 20% \(dark without errors\)](#)

#### [5.4. Plot ozone profiles where STD < 10% \(dark without errors\)](#)

#### [5.5. Plot ozone profiles where STD < 5% \(dark without errors\)](#)

#### [5.6 Plot NO2 profiles for all STD \(dark without errors\)](#)

#### [5.7 Plot NO3 profiles for all STD \(dark without errors\)](#)

#### [5.8 Plot H2O profiles \(only for occultations of stars 1,2,3,4,13,14,16,26,63 dark without errors\) for all STD](#)

### [6. Auxiliary Data Files used for the production reported in section 2](#)

This report presents the daily analysis on parameters extracted from GOMOS level 2 data (GOM\_NL\_\_2P). It is intended to monitor some important parameters that will impact the quality of these products. A list of level 2 products (and content) that have arrived during the reporting day to the PCF is also given.

Item	Value
Time of report generation	24APR2013 15:28:16
Data source version	GOMOS/6.01
Start time of products	05-07-2011 (05JUL2011 00:00:00)
Stop time of products	06-07-2011 (06JUL2011 00:00:00)
Store outputs in DB	Yes
Nb of level 2 prods	234
Nb of prods with errors	0

## 2. Summary of processed GOM\_NL\_\_2P products.

Nr	Filename	UTC Start time	Limb	Duration	Star Id	Star Name	Star Mag	Star Temp	Nb Meas	Orbit	Prod. error
1	GOM_NL__2PRFIN20110705_001906_000000503104_00146_48867_1864.N1	05-JUL-2011 00:19:06	Dark	49.500	84	Alp Phe	2.3970	4500.0	99	48867	No
2	GOM_NL__2PRFIN20110705_002527_000000613104_00146_48867_1865.N1	05-JUL-2011 00:25:27	Straylight	61.000	63	Bet Gru	2.1500	2800.0	122	48867	No
3	GOM_NL__2PRFIN20110705_002717_000000493104_00146_48867_1866.N1	05-JUL-2011 00:27:17	Straylight	48.500	31	Alp Gru	1.7340	15200.	97	48867	No
4	GOM_NL__2PRFIN20110705_002913_000000413104_00146_48867_1867.N1	05-JUL-2011 00:29:13	Straylight	41.000	45	Alp Pav	1.9400	26000.	82	48867	No
5	GOM_NL__2PRFIN20110705_003827_000000433104_00146_48867_1868.N1	05-JUL-2011 00:38:27	Twilight	42.500	103	38Zet Sgr	2.6000	9700.0	85	48867	No
6	GOM_NL__2PRFIN20110705_004105_000000433104_00146_48867_1869.N1	05-JUL-2011 00:41:05	Bright	43.000	155	41Pi Sgr	2.9000	6600.0	86	48867	No
7	GOM_NL__2PRFIN20110705_004913_000000363104_00146_48867_1870.N1	05-JUL-2011 00:49:13	Bright	36.000	126	60Bet Oph	2.7700	4250.0	72	48867	No
8	GOM_NL__2PRFIN20110705_005248_000000463104_00146_48867_1871.N1	05-JUL-2011 00:52:48	Bright	45.500	168	17Zet Aql	2.9860	11000.	91	48867	No
9	GOM_NL__2PRFIN20110705_005949_000000443104_00146_48867_1872.N1	05-JUL-2011 00:59:49	Bright	43.500	5	3Alp Lyr	0.033000	11000.	87	48867	No
10	GOM_NL__2PRFIN20110705_010247_000000373104_00146_48867_1873.N1	05-JUL-2011 01:02:47	Bright	36.500	130	23Bet Dra	2.7990	5800.0	73	48867	No
11	GOM_NL__2PRFIN20110705_011102_000000443104_00146_48867_1874.N1	05-JUL-2011 01:11:02	Bright	44.000	89	5Alp Cep	2.4510	8000.0	88	48867	No
12	GOM_NL__2PRFIN20110705_011928_000000453104_00146_48867_1875.N1	05-JUL-2011 01:19:28	Bright	45.000	76	27Gam Cas	2.3000	30000.	90	48867	No
13	GOM_NL__2PRFIN20110705_012340_000000573104_00146_48867_1876.N1	05-JUL-2011 01:23:40	Bright	57.000	160	23Gam Per	2.9300	4700.0	114	48867	No
14	GOM_NL__2PRFIN20110705_012529_000000353104_00146_48867_1877.N1	05-JUL-2011 01:25:29	Bright	34.500	175	39Del Per	3.0100	19400.	69	48867	No
15	GOM_NL__2PRFIN20110705_012700_000000563104_00146_48867_1878.N1	05-JUL-2011 01:27:00	Bright	56.000	73	57Gam1And	2.2600	13100.	112	48867	No
16	GOM_NL__2PRFIN20110705_012948_000000543104_00146_48867_1879.N1	05-JUL-2011 01:29:48	Twilight	53.500	173	4Bet Tri	3.0040	8900.0	107	48867	No
17	GOM_NL__2PRFIN20110705_013232_000000413104_00146_48867_1880.N1	05-JUL-2011 01:32:32	Twilight	41.000	146	25Eta Tau	2.8730	15200.	82	48867	No
18	GOM_NL__2PRFIN20110705_013928_000000503104_00146_48867_1881.N1	05-JUL-2011 01:39:28	Dark	50.000	94	92Alp Cet	2.5260	3100.0	100	48867	No
19	GOM_NL__2PRFIN20110705_015921_000000503104_00147_48868_1887.N1	05-JUL-2011 01:59:21	Dark	49.500	84	Alp Phe	2.3970	4500.0	99	48868	No
20	GOM_NL__2PRFIN20110705_020541_000000633104_00147_48868_1888.N1	05-JUL-2011 02:05:41	Straylight	62.500	63	Bet Gru	2.1500	2800.0	125	48868	No
21	GOM_NL__2PRFIN20110705_020732_000000523104_00147_48868_1889.N1	05-JUL-2011 02:07:32	Straylight	51.500	31	Alp Gru	1.7340	15200.	103	48868	No
22	GOM_NL__2PRFIN20110705_020927_000000423104_00147_48868_1890.N1	05-JUL-2011 02:09:27	Straylight	42.000	45	Alp Pav	1.9400	26000.	84	48868	No
23	GOM_NL__2PRFIN20110705_021841_000000463104_00147_48868_1891.N1	05-JUL-2011 02:18:41	Twilight	46.000	103	38Zet Sgr	2.6000	9700.0	92	48868	No
24	GOM_NL__2PRFIN20110705_022120_000000433104_00147_48868_1892.N1	05-JUL-2011 02:21:20	Bright	43.000	155	41Pi Sgr	2.9000	6600.0	86	48868	No
25	GOM_NL__2PRFIN20110705_022927_000000363104_00147_48868_1893.N1	05-JUL-2011 02:29:27	Bright	36.000	126	60Bet Oph	2.7700	4250.0	72	48868	No
26	GOM_NL__2PRFIN20110705_023302_000000643104_00147_48868_1894.N1	05-JUL-2011 02:33:02	Bright	64.000	168	17Zet Aql	2.9860	11000.	128	48868	No
27	GOM_NL__2PRFIN20110705_024003_000000423104_00147_48868_1895.N1	05-JUL-2011 02:40:03	Bright	42.000	5	3Alp Lyr	0.033000	11000.	84	48868	No
28	GOM_NL__2PRFIN20110705_024301_000000343104_00147_48868_1896.N1	05-JUL-2011 02:43:01	Bright	33.500	130	23Bet Dra	2.7990	5800.0	67	48868	No
29	GOM_NL__2PRFIN20110705_025115_000000443104_00147_48868_1897.N1	05-JUL-2011 02:51:15	Bright	44.000	89	5Alp Cep	2.4510	8000.0	88	48868	No
30	GOM_NL__2PRFIN20110705_025942_000000453104_00147_48868_1898.N1	05-JUL-2011 02:59:42	Bright	45.000	76	27Gam Cas	2.3000	30000.	90	48868	No
31	GOM_NL__2PRFIN20110705_030353_000000513104_00147_48868_1899.N1	05-JUL-2011 03:03:53	Bright	50.500	160	23Gam Per	2.9300	4700.0	101	48868	No
32	GOM_NL__2PRFIN20110705_030543_000000413104_00147_48868_1900.N1	05-JUL-2011 03:05:43	Bright	40.500	175	39Del Per	3.0100	19400.	81	48868	No
33	GOM_NL__2PRFIN20110705_030714_000000693104_00147_48868_1901.N1	05-JUL-2011 03:07:14	Bright	69.000	73	57Gam1And	2.2600	13100.	138	48868	No
34	GOM_NL__2PRFIN20110705_031002_000000533104_00147_48868_1902.N1	05-JUL-2011 03:10:02	Twilight	53.000	173	4Bet Tri	3.0040	8900.0	106	48868	No
35	GOM_NL__2PRFIN20110705_031246_000000423104_00147_48868_1903.N1	05-JUL-2011 03:12:46	Twilight	41.500	146	25Eta Tau	2.8730	15200.	83	48868	No
36	GOM_NL__2PRFIN20110705_031942_000000433104_00147_48868_1904.N1	05-JUL-2011 03:19:42	Dark	43.000	94	92Alp Cet	2.5260	3100.0	86	48868	No
37	GOM_NL__2PRFIN20110705_033936_000000513104_00148_48869_1993.N1	05-JUL-2011 03:39:36	Dark	50.500	84	Alp Phe	2.3970	4500.0	101	48869	No
38	GOM_NL__2PRFIN20110705_034556_000000533104_00148_48869_1994.N1	05-JUL-2011 03:45:56	Straylight	53.000	63	Bet Gru	2.1500	2800.0	106	48869	No
39	GOM_NL__2PRFIN20110705_034747_000000513104_00148_48869_1995.N1	05-JUL-2011 03:47:47	Straylight	50.500	31	Alp Gru	1.7340	15200.	101	48869	No
40	GOM_NL__2PRFIN20110705_034942_000000433104_00148_48869_1996.N1	05-JUL-2011 03:49:42	Straylight	43.000	45	Alp Pav	1.9400	26000.	86	48869	No
41	GOM_NL__2PRFIN20110705_035855_000000453104_00148_48869_1997.N1	05-JUL-2011 03:58:55	Twilight	44.500	103	38Zet Sgr	2.6000	9700.0	89	48869	No
42	GOM_NL__2PRFIN20110705_040134_000000433104_00148_48869_1998.N1	05-JUL-2011 04:01:34	Bright	43.000	155	41Pi Sgr	2.9000	6600.0	86	48869	No

43	GOM_NL__2PRFIN20110705_040941_000000373104_00148_48869_1999.N1	05-JUL-2011 04:09:41	Bright	36.500	126	60Bet Oph	2.7700	4250.0	73	48869	No
44	GOM_NL__2PRFIN20110705_041315_000000663104_00148_48869_2000.N1	05-JUL-2011 04:13:15	Bright	66.000	168	17Zet Aql	2.9860	11000.	132	48869	No
45	GOM_NL__2PRFIN20110705_042017_000000443104_00148_48869_2001.N1	05-JUL-2011 04:20:17	Bright	43.500	5	3Alp Lyr	0.033000	11000.	87	48869	No
46	GOM_NL__2PRFIN20110705_042315_000000383104_00148_48869_2002.N1	05-JUL-2011 04:23:15	Bright	37.500	130	23Bet Dra	2.7990	5800.0	75	48869	No
47	GOM_NL__2PRFIN20110705_043128_000000673104_00148_48869_2003.N1	05-JUL-2011 04:31:28	Bright	66.500	89	5Alp Cep	2.4510	8000.0	133	48869	No
48	GOM_NL__2PRFIN20110705_043956_000000653104_00148_48869_2004.N1	05-JUL-2011 04:39:56	Bright	64.500	76	27Gam Cas	2.3000	30000.	129	48869	No
49	GOM_NL__2PRFIN20110705_044407_000000413104_00148_48869_2005.N1	05-JUL-2011 04:44:07	Bright	41.000	160	23Gam Per	2.9300	4700.0	82	48869	No
50	GOM_NL__2PRFIN20110705_044557_000000353104_00148_48869_2006.N1	05-JUL-2011 04:45:57	Bright	34.500	175	39Del Per	3.0100	19400.	69	48869	No
51	GOM_NL__2PRFIN20110705_044728_000000543104_00148_48869_2007.N1	05-JUL-2011 04:47:28	Bright	53.500	73	57Gam1And	2.2600	13100.	107	48869	No
52	GOM_NL__2PRFIN20110705_045016_000000533104_00148_48869_2008.N1	05-JUL-2011 04:50:16	Twi_and_stray	53.000	173	4Bet Tri	3.0040	8900.0	106	48869	No
53	GOM_NL__2PRFIN20110705_045301_000000403104_00148_48869_2009.N1	05-JUL-2011 04:53:01	Twilight	40.000	146	25Eta Tau	2.8730	15200.	80	48869	No
54	GOM_NL__2PRFIN20110705_045957_000000493104_00148_48869_2010.N1	05-JUL-2011 04:59:57	Dark	49.000	94	92Alp Cet	2.5260	3100.0	98	48869	No
55	GOM_NL__2PRFIN20110705_051951_000000623104_00149_48870_2011.N1	05-JUL-2011 05:19:51	Dark	61.500	84	Alp Phe	2.3970	4500.0	123	48870	No
56	GOM_NL__2PRFIN20110705_052611_000000533104_00149_48870_2012.N1	05-JUL-2011 05:26:11	Straylight	52.500	63	Bet Gru	2.1500	2800.0	105	48870	No
57	GOM_NL__2PRFIN20110705_052802_000000493104_00149_48870_2013.N1	05-JUL-2011 05:28:02	Straylight	48.500	31	Alp Gru	1.7340	15200.	97	48870	No
58	GOM_NL__2PRFIN20110705_052956_000000413104_00149_48870_2014.N1	05-JUL-2011 05:29:56	Straylight	40.500	45	Alp Pav	1.9400	26000.	81	48870	No
59	GOM_NL__2PRFIN20110705_053910_000000413104_00149_48870_2015.N1	05-JUL-2011 05:39:10	Twi_and_stray	41.000	103	38Zet Sgr	2.6000	9700.0	82	48870	No
60	GOM_NL__2PRFIN20110705_054148_000000433104_00149_48870_2016.N1	05-JUL-2011 05:41:48	Bright	42.500	155	41Pi Sgr	2.9000	6600.0	85	48870	No
61	GOM_NL__2PRFIN20110705_054955_000000363104_00149_48870_2017.N1	05-JUL-2011 05:49:55	Bright	36.000	126	60Bet Oph	2.7700	4250.0	72	48870	No
62	GOM_NL__2PRFIN20110705_055329_000000433104_00149_48870_2018.N1	05-JUL-2011 05:53:29	Bright	42.500	168	17Zet Aql	2.9860	11000.	85	48870	No
63	GOM_NL__2PRFIN20110705_060030_000000483104_00149_48870_2019.N1	05-JUL-2011 06:00:30	Bright	47.500	5	3Alp Lyr	0.033000	11000.	95	48870	No
64	GOM_NL__2PRFIN20110705_060329_000000373104_00149_48870_2020.N1	05-JUL-2011 06:03:29	Bright	37.000	130	23Bet Dra	2.7990	5800.0	74	48870	No
65	GOM_NL__2PRFIN20110705_061142_000000443104_00149_48870_2021.N1	05-JUL-2011 06:11:42	Bright	43.500	89	5Alp Cep	2.4510	8000.0	87	48870	No
66	GOM_NL__2PRFIN20110705_062009_000000453104_00149_48870_2022.N1	05-JUL-2011 06:20:09	Bright	45.000	76	27Gam Cas	2.3000	30000.	90	48870	No
67	GOM_NL__2PRFIN20110705_062421_000000403104_00149_48870_2023.N1	05-JUL-2011 06:24:21	Bright	39.500	160	23Gam Per	2.9300	4700.0	79	48870	No
68	GOM_NL__2PRFIN20110705_062611_000000363104_00149_48870_2024.N1	05-JUL-2011 06:26:11	Bright	36.000	175	39Del Per	3.0100	19400.	72	48870	No
69	GOM_NL__2PRFIN20110705_062742_000000543104_00149_48870_2025.N1	05-JUL-2011 06:27:42	Bright	53.500	73	57Gam1And	2.2600	13100.	107	48870	No
70	GOM_NL__2PRFIN20110705_063031_000000463104_00149_48870_2026.N1	05-JUL-2011 06:30:31	Twi_and_stray	46.000	173	4Bet Tri	3.0040	8900.0	92	48870	No
71	GOM_NL__2PRFIN20110705_063315_000000383104_00149_48870_2027.N1	05-JUL-2011 06:33:15	Twilight	38.000	146	25Eta Tau	2.8730	15200.	76	48870	No
72	GOM_NL__2PRFIN20110705_064011_000000493104_00149_48870_2028.N1	05-JUL-2011 06:40:11	Dark	49.000	94	92Alp Cet	2.5260	3100.0	98	48870	No
73	GOM_NL__2PRFIN20110705_070006_000000493104_00150_48871_2025.N1	05-JUL-2011 07:00:06	Dark	49.000	84	Alp Phe	2.3970	4500.0	98	48871	No
74	GOM_NL__2PRFIN20110705_070626_000000633104_00150_48871_2026.N1	05-JUL-2011 07:06:26	Straylight	63.000	63	Bet Gru	2.1500	2800.0	126	48871	No
75	GOM_NL__2PRFIN20110705_070817_000000483104_00150_48871_2027.N1	05-JUL-2011 07:08:17	Straylight	48.000	31	Alp Gru	1.7340	15200.	96	48871	No
76	GOM_NL__2PRFIN20110705_071011_000000473104_00150_48871_2028.N1	05-JUL-2011 07:10:11	Straylight	47.000	45	Alp Pav	1.9400	26000.	94	48871	No
77	GOM_NL__2PRFIN20110705_071924_000000463104_00150_48871_2029.N1	05-JUL-2011 07:19:24	Twi_and_stray	46.000	103	38Zet Sgr	2.6000	9700.0	92	48871	No
78	GOM_NL__2PRFIN20110705_072202_000000433104_00150_48871_2030.N1	05-JUL-2011 07:22:02	Bright	43.000	155	41Pi Sgr	2.9000	6600.0	86	48871	No
79	GOM_NL__2PRFIN20110705_084021_000000513104_00151_48872_2051.N1	05-JUL-2011 08:40:21	Dark	50.500	84	Alp Phe	2.3970	4500.0	101	48872	No
80	GOM_NL__2PRFIN20110705_084641_000000693104_00151_48872_2052.N1	05-JUL-2011 08:46:41	Straylight	69.000	63	Bet Gru	2.1500	2800.0	138	48872	No
81	GOM_NL__2PRFIN20110705_084832_000000573104_00151_48872_2053.N1	05-JUL-2011 08:48:32	Straylight	56.500	31	Alp Gru	1.7340	15200.	113	48872	No
82	GOM_NL__2PRFIN20110705_085025_000000393104_00151_48872_2054.N1	05-JUL-2011 08:50:25	Straylight	39.000	45	Alp Pav	1.9400	26000.	78	48872	No
83	GOM_NL__2PRFIN20110705_085938_000000433104_00151_48872_2055.N1	05-JUL-2011 08:59:38	Twi_and_stray	43.000	103	38Zet Sgr	2.6000	9700.0	86	48872	No
84	GOM_NL__2PRFIN20110705_090217_000000423104_00151_48872_2056.N1	05-JUL-2011 09:02:17	Bright	41.500	155	41Pi Sgr	2.9000	6600.0	83	48872	No
85	GOM_NL__2PRFIN20110705_091356_000000443104_00151_48872_2057.N1	05-JUL-2011 09:13:56	Bright	43.500	168	17Zet Aql	2.9860	11000.	87	48872	No
86	GOM_NL__2PRFIN20110705_092058_000000463104_00151_48872_2058.N1	05-JUL-2011 09:20:58	Bright	46.000	5	3Alp Lyr	0.033000	11000.	92	48872	No
87	GOM_NL__2PRFIN20110705_092357_000000373104_00151_48872_2059.N1	05-JUL-2011 09:23:57	Bright	36.500	130	23Bet Dra	2.7990	5800.0	73	48872	No
88	GOM_NL__2PRFIN20110705_093209_000000453104_00151_48872_2060.N1	05-JUL-2011 09:32:09	Bright	44.500	89	5Alp Cep	2.4510	8000.0	89	48872	No
89	GOM_NL__2PRFIN20110705_094036_000000453104_00151_48872_2061.N1	05-JUL-2011 09:40:36	Bright	45.000	76	27Gam Cas	2.3000	30000.	90	48872	No
90	GOM_NL__2PRFIN20110705_094449_000000383104_00151_48872_2062.N1	05-JUL-2011 09:44:49	Bright	37.500	160	23Gam Per	2.9300	4700.0	75	48872	No
91	GOM_NL__2PRFIN20110705_094639_000000553104_00151_48872_2063.N1	05-JUL-2011 09:46:39	Bright	55.000	175	39Del Per	3.0100	19400.	110	48872	No
92	GOM_NL__2PRFIN20110705_094810_000000533104_00151_48872_2064.N1	05-JUL-2011 09:48:10	Bright	52.500	73	57Gam1And	2.2600	13100.	105	48872	No
93	GOM_NL__2PRFIN20110705_095058_000000383104_00151_48872_2065.N1	05-JUL-2011 09:50:58	Twi_and_stray	38.000	173	4Bet Tri	3.0040	8900.0	76	48872	No
94	GOM_NL__2PRFIN20110705_095343_000000433104_00151_48872_2066.N1	05-JUL-2011 09:53:43	Twilight	42.500	146	25Eta Tau	2.8730	15200.	85	48872	No
95	GOM_NL__2PRFIN20110705_100040_000000523104_00151_48872_2067.N1	05-JUL-2011 10:00:40	Dark	52.000	94	92Alp Cet	2.5260	3100.0	104	48872	No
96	GOM_NL__2PRFIN20110705_102036_000000503104_00152_48873_2103.N1	05-JUL-2011 10:20:36	Dark	49.500	84	Alp Phe	2.3970	4500.0	99	48873	No
97	GOM_NL__2PRFIN20110705_102656_000000683104_00152_48873_2104.N1	05-JUL-2011 10:26:56	Straylight	67.500	63	Bet Gru	2.1500	2800.0	135	48873	No
98	GOM_NL__2PRFIN20110705_102846_000000553104_00152_48873_2105.N1	05-JUL-2011 10:28:46	Straylight	54.500	31	Alp Gru	1.7340	15200.	109	48873	No
99	GOM_NL__2PRFIN20110705_103039_000000473104_00152_48873_2106.N1	05-JUL-2011 10:30:39	Straylight	46.500	45	Alp Pav	1.9400	26000.	93	48873	No
100	GOM_NL__2PRFIN20110705_103953_000000453104_00152_48873_2107.N1	05-JUL-2011 10:39:53	Twi_and_stray	45.000	103	38Zet Sgr	2.6000	9700.0	90	48873	No
101	GOM_NL__2PRFIN20110705_104231_000000433104_00152_48873_2108.N1	05-JUL-2011 10:42:31	Bright	42.500	155	41Pi Sgr	2.9000	6600.0	85	48873	No



102	GOM_NL__2PRFIN20110705_105410_000000443104_00152_48873_2109.N1	05-JUL-2011 10:54:10	Bright	43.500	168	17Zet Aql	2.9860	11000.	87	48873	No
103	GOM_NL__2PRFIN20110705_110111_000000423104_00152_48873_2110.N1	05-JUL-2011 11:01:11	Bright	41.500	5	3Alp Lyr	0.033000	11000.	83	48873	No
104	GOM_NL__2PRFIN20110705_110411_000000383104_00152_48873_2111.N1	05-JUL-2011 11:04:11	Bright	37.500	130	23Bet Dra	2.7990	5800.0	75	48873	No
105	GOM_NL__2PRFIN20110705_111222_000000443104_00152_48873_2112.N1	05-JUL-2011 11:12:22	Bright	44.000	89	5Alp Cep	2.4510	8000.0	88	48873	No
106	GOM_NL__2PRFIN20110705_112050_000000643104_00152_48873_2113.N1	05-JUL-2011 11:20:50	Bright	63.500	76	27Gam Cas	2.3000	30000.	127	48873	No
107	GOM_NL__2PRFIN20110705_112503_000000393104_00152_48873_2114.N1	05-JUL-2011 11:25:03	Bright	38.500	160	23Gam Per	2.9300	4700.0	77	48873	No
108	GOM_NL__2PRFIN20110705_112653_000000373104_00152_48873_2115.N1	05-JUL-2011 11:26:53	Bright	36.500	175	39Del Per	3.0100	19400.	73	48873	No
109	GOM_NL__2PRFIN20110705_112824_000000523104_00152_48873_2116.N1	05-JUL-2011 11:28:24	Bright	51.500	73	57Gam1And	2.2600	13100.	103	48873	No
110	GOM_NL__2PRFIN20110705_113113_000000383104_00152_48873_2117.N1	05-JUL-2011 11:31:13	Twi_and_stray	38.000	173	4Bet Tri	3.0040	8900.0	76	48873	No
111	GOM_NL__2PRFIN20110705_113357_000000423104_00152_48873_2118.N1	05-JUL-2011 11:33:57	Twilight	42.000	146	25Eta Tau	2.8730	15200.	84	48873	No
112	GOM_NL__2PRFIN20110705_114055_000000543104_00152_48873_2119.N1	05-JUL-2011 11:40:55	Dark	53.500	94	92Alp Cet	2.5260	3100.0	107	48873	No
113	GOM_NL__2PRFIN20110705_120051_000000513104_00153_48874_2131.N1	05-JUL-2011 12:00:51	Dark	51.000	84	Alp Phe	2.3970	4500.0	102	48874	No
114	GOM_NL__2PRFIN20110705_120711_000000523104_00153_48874_2132.N1	05-JUL-2011 12:07:11	Straylight	52.000	63	Bet Gru	2.1500	2800.0	104	48874	No
115	GOM_NL__2PRFIN20110705_120901_000000503104_00153_48874_2133.N1	05-JUL-2011 12:09:01	Straylight	49.500	31	Alp Gru	1.7340	15200.	99	48874	No
116	GOM_NL__2PRFIN20110705_121054_000000433104_00153_48874_2134.N1	05-JUL-2011 12:10:54	Straylight	42.500	45	Alp Pav	1.9400	26000.	85	48874	No
117	GOM_NL__2PRFIN20110705_122007_000000433104_00153_48874_2135.N1	05-JUL-2011 12:20:07	Twi_and_stray	43.000	103	38Zet Sgr	2.6000	9700.0	86	48874	No
118	GOM_NL__2PRFIN20110705_122245_000000413104_00153_48874_2136.N1	05-JUL-2011 12:22:45	Bright	41.000	155	41Pi Sgr	2.9000	6600.0	82	48874	No
119	GOM_NL__2PRFIN20110705_123423_000000453104_00153_48874_2137.N1	05-JUL-2011 12:34:23	Bright	44.500	168	17Zet Aql	2.9860	11000.	89	48874	No
120	GOM_NL__2PRFIN20110705_124125_000000433104_00153_48874_2138.N1	05-JUL-2011 12:41:25	Bright	42.500	5	3Alp Lyr	0.033000	11000.	85	48874	No
121	GOM_NL__2PRFIN20110705_124425_000000373104_00153_48874_2139.N1	05-JUL-2011 12:44:25	Bright	37.000	130	23Bet Dra	2.7990	5800.0	74	48874	No
122	GOM_NL__2PRFIN20110705_130103_000000583104_00153_48874_2140.N1	05-JUL-2011 13:01:03	Bright	57.500	76	27Gam Cas	2.3000	30000.	115	48874	No
123	GOM_NL__2PRFIN20110705_130517_000000463104_00153_48874_2141.N1	05-JUL-2011 13:05:17	Bright	45.500	160	23Gam Per	2.9300	4700.0	91	48874	No
124	GOM_NL__2PRFIN20110705_130707_000000373104_00153_48874_2142.N1	05-JUL-2011 13:07:07	Bright	37.000	175	39Del Per	3.0100	19400.	74	48874	No
125	GOM_NL__2PRFIN20110705_130838_000000503104_00153_48874_2143.N1	05-JUL-2011 13:08:38	Bright	50.000	73	57Gam1And	2.2600	13100.	100	48874	No
126	GOM_NL__2PRFIN20110705_131127_000000303104_00153_48874_2144.N1	05-JUL-2011 13:11:27	Twi_and_stray	30.000	173	4Bet Tri	3.0040	8900.0	60	48874	No
127	GOM_NL__2PRFIN20110705_131411_000000413104_00153_48874_2145.N1	05-JUL-2011 13:14:11	Twilight	41.000	146	25Eta Tau	2.8730	15200.	82	48874	No
128	GOM_NL__2PRFIN20110705_132109_000000533104_00153_48874_2146.N1	05-JUL-2011 13:21:09	Dark	52.500	94	92Alp Cet	2.5260	3100.0	105	48874	No
129	GOM_NL__2PRFIN20110705_134106_000000533104_00154_48875_2197.N1	05-JUL-2011 13:41:06	Dark	52.500	84	Alp Phe	2.3970	4500.0	105	48875	No
130	GOM_NL__2PRFIN20110705_134726_000000533104_00154_48875_2198.N1	05-JUL-2011 13:47:26	Straylight	52.500	63	Bet Gru	2.1500	2800.0	105	48875	No
131	GOM_NL__2PRFIN20110705_134916_000000503104_00154_48875_2199.N1	05-JUL-2011 13:49:16	Straylight	49.500	31	Alp Gru	1.7340	15200.	99	48875	No
132	GOM_NL__2PRFIN20110705_135108_000000403104_00154_48875_2200.N1	05-JUL-2011 13:51:08	Straylight	39.500	45	Alp Pav	1.9400	26000.	79	48875	No
133	GOM_NL__2PRFIN20110705_140021_000000423104_00154_48875_2201.N1	05-JUL-2011 14:00:21	Twi_and_stray	41.500	103	38Zet Sgr	2.6000	9700.0	83	48875	No
134	GOM_NL__2PRFIN20110705_140259_000000433104_00154_48875_2202.N1	05-JUL-2011 14:02:59	Bright	43.000	155	41Pi Sgr	2.9000	6600.0	86	48875	No
135	GOM_NL__2PRFIN20110705_141437_000000453104_00154_48875_2203.N1	05-JUL-2011 14:14:37	Bright	45.000	168	17Zet Aql	2.9860	11000.	90	48875	No
136	GOM_NL__2PRFIN20110705_142138_000000443104_00154_48875_2204.N1	05-JUL-2011 14:21:38	Bright	44.000	5	3Alp Lyr	0.033000	11000.	88	48875	No
137	GOM_NL__2PRFIN20110705_142439_000000493104_00154_48875_2205.N1	05-JUL-2011 14:24:39	Bright	49.000	130	23Bet Dra	2.7990	5800.0	98	48875	No
138	GOM_NL__2PRFIN20110705_143248_000000423104_00154_48875_2206.N1	05-JUL-2011 14:32:48	Bright	42.000	89	5Alp Cep	2.4510	8000.0	84	48875	No
139	GOM_NL__2PRFIN20110705_144117_000000533104_00154_48875_2207.N1	05-JUL-2011 14:41:17	Bright	52.500	76	27Gam Cas	2.3000	30000.	105	48875	No
140	GOM_NL__2PRFIN20110705_144531_000000533104_00154_48875_2208.N1	05-JUL-2011 14:45:31	Bright	53.000	160	23Gam Per	2.9300	4700.0	106	48875	No
141	GOM_NL__2PRFIN20110705_144721_000000343104_00154_48875_2209.N1	05-JUL-2011 14:47:21	Bright	34.000	175	39Del Per	3.0100	19400.	68	48875	No
142	GOM_NL__2PRFIN20110705_144852_000000523104_00154_48875_2210.N1	05-JUL-2011 14:48:52	Bright	51.500	73	57Gam1And	2.2600	13100.	103	48875	No
143	GOM_NL__2PRFIN20110705_145141_000000303104_00154_48875_2211.N1	05-JUL-2011 14:51:41	Twi_and_stray	30.000	173	4Bet Tri	3.0040	8900.0	60	48875	No
144	GOM_NL__2PRFIN20110705_145426_000000403104_00154_48875_2212.N1	05-JUL-2011 14:54:26	Twilight	39.500	146	25Eta Tau	2.8730	15200.	79	48875	No
145	GOM_NL__2PRFIN20110705_150124_000000493104_00154_48875_2213.N1	05-JUL-2011 15:01:24	Dark	48.500	94	92Alp Cet	2.5260	3100.0	97	48875	No
146	GOM_NL__2PRFIN20110705_152121_000000503104_00155_48876_2251.N1	05-JUL-2011 15:21:21	Dark	49.500	84	Alp Phe	2.3970	4500.0	99	48876	No
147	GOM_NL__2PRFIN20110705_152741_000000523104_00155_48876_2252.N1	05-JUL-2011 15:27:41	Straylight	51.500	63	Bet Gru	2.1500	2800.0	103	48876	No
148	GOM_NL__2PRFIN20110705_152931_000000493104_00155_48876_2253.N1	05-JUL-2011 15:29:31	Straylight	49.000	31	Alp Gru	1.7340	15200.	98	48876	No
149	GOM_NL__2PRFIN20110705_153123_000000403104_00155_48876_2254.N1	05-JUL-2011 15:31:23	Straylight	39.500	45	Alp Pav	1.9400	26000.	79	48876	No
150	GOM_NL__2PRFIN20110705_154035_000000453104_00155_48876_2255.N1	05-JUL-2011 15:40:35	Twi_and_stray	45.000	103	38Zet Sgr	2.6000	9700.0	90	48876	No
151	GOM_NL__2PRFIN20110705_154313_000000433104_00155_48876_2256.N1	05-JUL-2011 15:43:13	Bright	43.000	155	41Pi Sgr	2.9000	6600.0	86	48876	No
152	GOM_NL__2PRFIN20110705_155450_000000463104_00155_48876_2257.N1	05-JUL-2011 15:54:50	Bright	45.500	168	17Zet Aql	2.9860	11000.	91	48876	No
153	GOM_NL__2PRFIN20110705_160152_000000433104_00155_48876_2258.N1	05-JUL-2011 16:01:52	Bright	42.500	5	3Alp Lyr	0.033000	11000.	85	48876	No
154	GOM_NL__2PRFIN20110705_160452_000000363104_00155_48876_2259.N1	05-JUL-2011 16:04:52	Bright	36.000	130	23Bet Dra	2.7990	5800.0	72	48876	No
155	GOM_NL__2PRFIN20110705_161302_000000473104_00155_48876_2260.N1	05-JUL-2011 16:13:02	Bright	46.500	89	5Alp Cep	2.4510	8000.0	93	48876	No
156	GOM_NL__2PRFIN20110705_162130_000000463104_00155_48876_2261.N1	05-JUL-2011 16:21:30	Bright	45.500	76	27Gam Cas	2.3000	30000.	91	48876	No
157	GOM_NL__2PRFIN20110705_162545_000000583104_00155_48876_2262.N1	05-JUL-2011 16:25:45	Bright	58.000	160	23Gam Per	2.9300	4700.0	116	48876	No
158	GOM_NL__2PRFIN20110705_162735_000000333104_00155_48876_2263.N1	05-JUL-2011 16:27:35	Bright	33.000	175	39Del Per	3.0100	19400.	66	48876	No
159	GOM_NL__2PRFIN20110705_162905_000000523104_00155_48876_2264.N1	05-JUL-2011 16:29:05	Bright	51.500	73	57Gam1And	2.2600	13100.	103	48876	No
160	GOM_NL__2PRFIN20110705_163218_000000403104_00155_48876_2265.N1	05-JUL-2011 16:32:18	Bright	39.500	150	44Zet Per	2.8900	28000.	79	48876	No

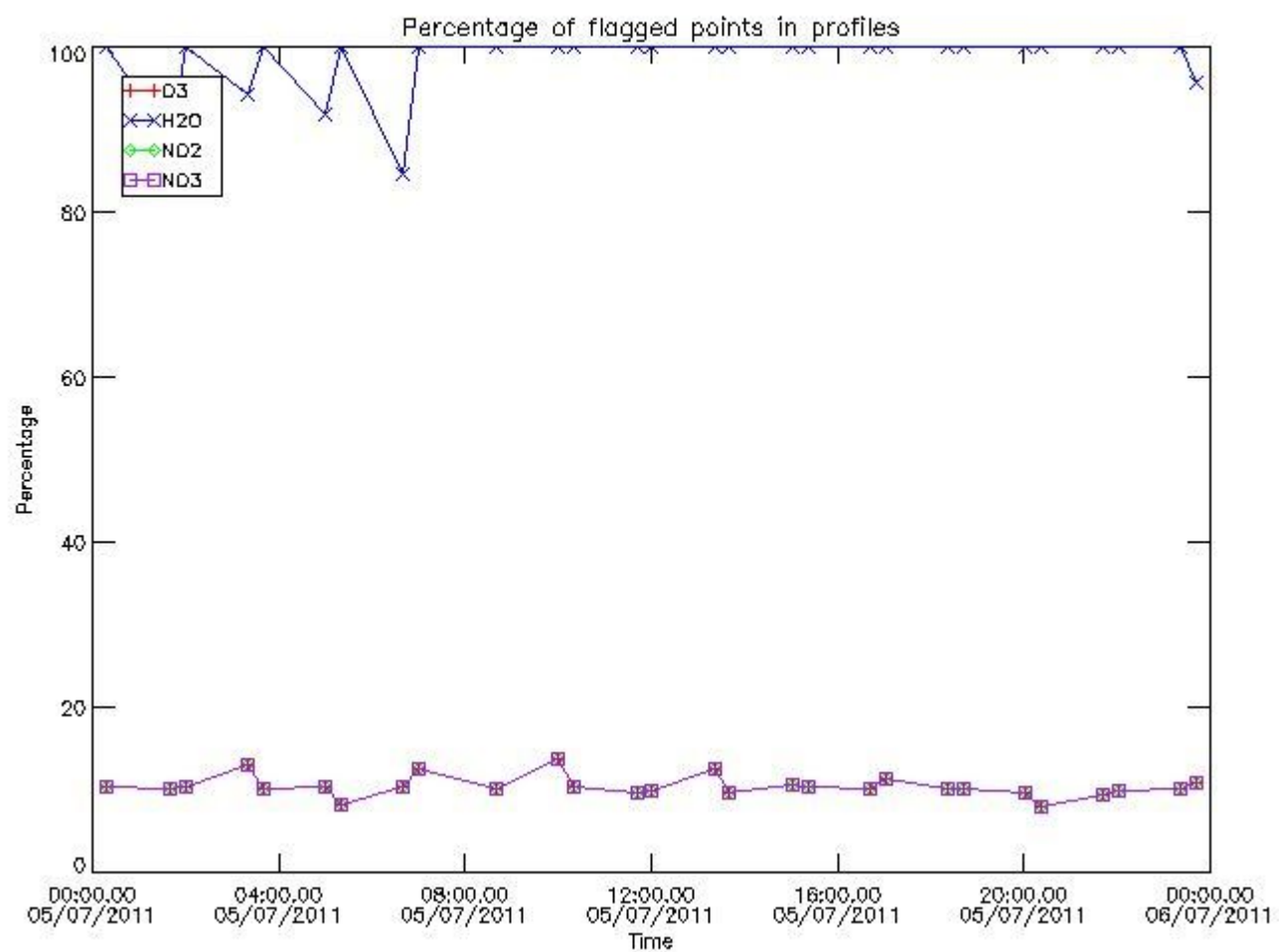
161	GOM_NL__2PRFIN20110705_163440_000000413104_00155_48876_2266.N1	05-JUL-2011 16:34:40	Twilight	40.500	146	25Eta Tau	2.8730	15200.	81	48876	No
162	GOM_NL__2PRFIN20110705_164138_000000503104_00155_48876_2267.N1	05-JUL-2011 16:41:38	Dark	50.000	94	92Alp Cet	2.5260	3100.0	100	48876	No
163	GOM_NL__2PRFIN20110705_170136_000000493104_00156_48877_2289.N1	05-JUL-2011 17:01:36	Dark	49.000	84	Alp Phe	2.3970	4500.0	98	48877	No
164	GOM_NL__2PRFIN20110705_170756_000000533104_00156_48877_2290.N1	05-JUL-2011 17:07:56	Straylight	52.500	63	Bet Gru	2.1500	2800.0	105	48877	No
165	GOM_NL__2PRFIN20110705_170946_000000493104_00156_48877_2291.N1	05-JUL-2011 17:09:46	Straylight	49.000	31	Alp Gru	1.7340	15200.	98	48877	No
166	GOM_NL__2PRFIN20110705_171137_000000403104_00156_48877_2292.N1	05-JUL-2011 17:11:37	Straylight	39.500	45	Alp Pav	1.9400	26000.	79	48877	No
167	GOM_NL__2PRFIN20110705_172049_000000443104_00156_48877_2293.N1	05-JUL-2011 17:20:49	Twi_and_stray	43.500	103	38Zet Sgr	2.6000	9700.0	87	48877	No
168	GOM_NL__2PRFIN20110705_172327_000000433104_00156_48877_2294.N1	05-JUL-2011 17:23:27	Bright	42.500	155	41Pi Sgr	2.9000	6600.0	85	48877	No
169	GOM_NL__2PRFIN20110705_173504_000000463104_00156_48877_2295.N1	05-JUL-2011 17:35:04	Bright	46.000	168	17Zet Aql	2.9860	11000.	92	48877	No
170	GOM_NL__2PRFIN20110705_174206_000000463104_00156_48877_2296.N1	05-JUL-2011 17:42:06	Bright	45.500	5	3Alp Lyr	0.033000	11000.	91	48877	No
171	GOM_NL__2PRFIN20110705_174506_000000373104_00156_48877_2297.N1	05-JUL-2011 17:45:06	Bright	36.500	130	23Bet Dra	2.7990	5800.0	73	48877	No
172	GOM_NL__2PRFIN20110705_175315_000000443104_00156_48877_2298.N1	05-JUL-2011 17:53:15	Bright	43.500	89	5Alp Cep	2.4510	8000.0	87	48877	No
173	GOM_NL__2PRFIN20110705_180144_000000463104_00156_48877_2299.N1	05-JUL-2011 18:01:44	Bright	45.500	76	27Gam Cas	2.3000	30000.	91	48877	No
174	GOM_NL__2PRFIN20110705_180558_000000583104_00156_48877_2300.N1	05-JUL-2011 18:05:58	Bright	58.000	160	23Gam Per	2.9300	4700.0	116	48877	No
175	GOM_NL__2PRFIN20110705_180749_000000353104_00156_48877_2301.N1	05-JUL-2011 18:07:49	Bright	35.000	175	39Del Per	3.0100	19400.	70	48877	No
176	GOM_NL__2PRFIN20110705_180919_000000503104_00156_48877_2302.N1	05-JUL-2011 18:09:19	Bright	50.000	73	57Gam1And	2.2600	13100.	100	48877	No
177	GOM_NL__2PRFIN20110705_181232_000000403104_00156_48877_2303.N1	05-JUL-2011 18:12:32	Bright	40.000	150	44Zet Per	2.8900	28000.	80	48877	No
178	GOM_NL__2PRFIN20110705_181454_000000403104_00156_48877_2304.N1	05-JUL-2011 18:14:54	Twilight	40.000	146	25Eta Tau	2.8730	15200.	80	48877	No
179	GOM_NL__2PRFIN20110705_182153_000000503104_00156_48877_2305.N1	05-JUL-2011 18:21:53	Dark	50.000	94	92Alp Cet	2.5260	3100.0	100	48877	No
180	GOM_NL__2PRFIN20110705_184152_000000513104_00157_48878_2332.N1	05-JUL-2011 18:41:52	Dark	50.500	84	Alp Phe	2.3970	4500.0	101	48878	No
181	GOM_NL__2PRFIN20110705_184811_000000533104_00157_48878_2333.N1	05-JUL-2011 18:48:11	Straylight	53.000	63	Bet Gru	2.1500	2800.0	106	48878	No
182	GOM_NL__2PRFIN20110705_185000_000000493104_00157_48878_2334.N1	05-JUL-2011 18:50:00	Straylight	49.000	31	Alp Gru	1.7340	15200.	98	48878	No
183	GOM_NL__2PRFIN20110705_185152_000000393104_00157_48878_2335.N1	05-JUL-2011 18:51:52	Straylight	39.000	45	Alp Pav	1.9400	26000.	78	48878	No
184	GOM_NL__2PRFIN20110705_190104_000000443104_00157_48878_2336.N1	05-JUL-2011 19:01:04	Twi_and_stray	43.500	103	38Zet Sgr	2.6000	9700.0	87	48878	No
185	GOM_NL__2PRFIN20110705_190341_000000433104_00157_48878_2337.N1	05-JUL-2011 19:03:41	Bright	42.500	155	41Pi Sgr	2.9000	6600.0	85	48878	No
186	GOM_NL__2PRFIN20110705_191518_000000433104_00157_48878_2338.N1	05-JUL-2011 19:15:18	Bright	43.000	168	17Zet Aql	2.9860	11000.	86	48878	No
187	GOM_NL__2PRFIN20110705_192219_000000443104_00157_48878_2339.N1	05-JUL-2011 19:22:19	Bright	44.000	5	3Alp Lyr	0.033000	11000.	88	48878	No
188	GOM_NL__2PRFIN20110705_192520_000000383104_00157_48878_2340.N1	05-JUL-2011 19:25:20	Bright	38.000	130	23Bet Dra	2.7990	5800.0	76	48878	No
189	GOM_NL__2PRFIN20110705_193329_000000433104_00157_48878_2341.N1	05-JUL-2011 19:33:29	Bright	42.500	89	5Alp Cep	2.4510	8000.0	85	48878	No
190	GOM_NL__2PRFIN20110705_194158_000000663104_00157_48878_2342.N1	05-JUL-2011 19:41:58	Bright	66.000	76	27Gam Cas	2.3000	30000.	132	48878	No
191	GOM_NL__2PRFIN20110705_194613_000000373104_00157_48878_2343.N1	05-JUL-2011 19:46:13	Bright	36.500	160	23Gam Per	2.9300	4700.0	73	48878	No
192	GOM_NL__2PRFIN20110705_194804_000000353104_00157_48878_2344.N1	05-JUL-2011 19:48:04	Bright	34.500	175	39Del Per	3.0100	19400.	69	48878	No
193	GOM_NL__2PRFIN20110705_194933_000000553104_00157_48878_2345.N1	05-JUL-2011 19:49:33	Bright	54.500	73	57Gam1And	2.2600	13100.	109	48878	No
194	GOM_NL__2PRFIN20110705_195246_000000413104_00157_48878_2346.N1	05-JUL-2011 19:52:46	Bright	40.500	150	44Zet Per	2.8900	28000.	81	48878	No
195	GOM_NL__2PRFIN20110705_195509_000000423104_00157_48878_2347.N1	05-JUL-2011 19:55:09	Twilight	42.000	146	25Eta Tau	2.8730	15200.	84	48878	No
196	GOM_NL__2PRFIN20110705_200207_000000533104_00157_48878_2348.N1	05-JUL-2011 20:02:07	Dark	53.000	94	92Alp Cet	2.5260	3100.0	106	48878	No
197	GOM_NL__2PRFIN20110705_202207_000000643104_00158_48879_2386.N1	05-JUL-2011 20:22:07	Dark	64.000	84	Alp Phe	2.3970	4500.0	128	48879	No
198	GOM_NL__2PRFIN20110705_202826_000000513104_00158_48879_2387.N1	05-JUL-2011 20:28:26	Straylight	51.000	63	Bet Gru	2.1500	2800.0	102	48879	No
199	GOM_NL__2PRFIN20110705_203015_000000493104_00158_48879_2388.N1	05-JUL-2011 20:30:15	Straylight	49.000	31	Alp Gru	1.7340	15200.	98	48879	No
200	GOM_NL__2PRFIN20110705_203206_000000413104_00158_48879_2389.N1	05-JUL-2011 20:32:06	Straylight	40.500	45	Alp Pav	1.9400	26000.	81	48879	No
201	GOM_NL__2PRFIN20110705_204118_000000433104_00158_48879_2390.N1	05-JUL-2011 20:41:18	Twi_and_stray	43.000	103	38Zet Sgr	2.6000	9700.0	86	48879	No
202	GOM_NL__2PRFIN20110705_204356_000000433104_00158_48879_2391.N1	05-JUL-2011 20:43:56	Bright	42.500	155	41Pi Sgr	2.9000	6600.0	85	48879	No
203	GOM_NL__2PRFIN20110705_205531_000000453104_00158_48879_2392.N1	05-JUL-2011 20:55:31	Bright	45.000	168	17Zet Aql	2.9860	11000.	90	48879	No
204	GOM_NL__2PRFIN20110705_210233_000000403104_00158_48879_2393.N1	05-JUL-2011 21:02:33	Bright	39.500	5	3Alp Lyr	0.033000	11000.	79	48879	No
205	GOM_NL__2PRFIN20110705_210534_000000393104_00158_48879_2394.N1	05-JUL-2011 21:05:34	Bright	38.500	130	23Bet Dra	2.7990	5800.0	77	48879	No
206	GOM_NL__2PRFIN20110705_211342_000000423104_00158_48879_2395.N1	05-JUL-2011 21:13:42	Bright	41.500	89	5Alp Cep	2.4510	8000.0	83	48879	No
207	GOM_NL__2PRFIN20110705_212211_000000483104_00158_48879_2396.N1	05-JUL-2011 21:22:11	Bright	48.000	76	27Gam Cas	2.3000	30000.	96	48879	No
208	GOM_NL__2PRFIN20110705_212626_000000383104_00158_48879_2397.N1	05-JUL-2011 21:26:26	Bright	38.000	160	23Gam Per	2.9300	4700.0	76	48879	No
209	GOM_NL__2PRFIN20110705_212817_000000373104_00158_48879_2398.N1	05-JUL-2011 21:28:17	Bright	36.500	175	39Del Per	3.0100	19400.	73	48879	No
210	GOM_NL__2PRFIN20110705_212947_000000703104_00158_48879_2399.N1	05-JUL-2011 21:29:47	Bright	70.000	73	57Gam1And	2.2600	13100.	140	48879	No
211	GOM_NL__2PRFIN20110705_213300_000000403104_00158_48879_2400.N1	05-JUL-2011 21:33:00	Bright	39.500	150	44Zet Per	2.8900	28000.	79	48879	No
212	GOM_NL__2PRFIN20110705_213523_000000413104_00158_48879_2401.N1	05-JUL-2011 21:35:23	Twilight	41.000	146	25Eta Tau	2.8730	15200.	82	48879	No
213	GOM_NL__2PRFIN20110705_214222_000000543104_00158_48879_2402.N1	05-JUL-2011 21:42:22	Dark	53.500	94	92Alp Cet	2.5260	3100.0	107	48879	No
214	GOM_NL__2PRFIN20110705_220222_000000513104_00159_48880_2422.N1	05-JUL-2011 22:02:22	Dark	51.000	84	Alp Phe	2.3970	4500.0	102	48880	No
215	GOM_NL__2PRFIN20110705_220841_000000633104_00159_48880_2423.N1	05-JUL-2011 22:08:41	Straylight	62.500	63	Bet Gru	2.1500	2800.0	125	48880	No
216	GOM_NL__2PRFIN20110705_221030_000000493104_00159_48880_2424.N1	05-JUL-2011 22:10:30	Straylight	48.500	31	Alp Gru	1.7340	15200.	97	48880	No
217	GOM_NL__2PRFIN20110705_221220_000000403104_00159_48880_2425.N1	05-JUL-2011 22:12:20	Straylight	39.500	45	Alp Pav	1.9400	26000.	79	48880	No
218	GOM_NL__2PRFIN20110705_222132_000000453104_00159_48880_2426.N1	05-JUL-2011 22:21:32	Twi_and_stray	45.000	103	38Zet Sgr	2.6000	9700.0	90	48880	No
219	GOM_NL__2PRFIN20110705_222409_000000443104_00159_48880_2427.N1	05-JUL-2011 22:24:09	Bright	43.500	155	41Pi Sgr	2.9000	6600.0	87	48880	No

220	GOM_NL__2PRFIN20110705_223545_000000443104_00159_48880_2428.N1	05-JUL-2011 22:35:45	Bright	43.500	168	17Zet Aql	2.9860	11000.	87	48880	No
221	GOM_NL__2PRFIN20110705_224247_000000383104_00159_48880_2429.N1	05-JUL-2011 22:42:47	Bright	37.500	5	3Alp Lyr	0.033000	11000.	75	48880	No
222	GOM_NL__2PRFIN20110705_224548_000000373104_00159_48880_2430.N1	05-JUL-2011 22:45:48	Bright	37.000	130	23Bet Dra	2.7990	5800.0	74	48880	No
223	GOM_NL__2PRFIN20110705_225355_000000453104_00159_48880_2431.N1	05-JUL-2011 22:53:55	Bright	45.000	89	5Alp Cep	2.4510	8000.0	90	48880	No
224	GOM_NL__2PRFIN20110705_230225_000000473104_00159_48880_2432.N1	05-JUL-2011 23:02:25	Bright	46.500	76	27Gam Cas	2.3000	30000.	93	48880	No
225	GOM_NL__2PRFIN20110705_230640_000000383104_00159_48880_2433.N1	05-JUL-2011 23:06:40	Bright	37.500	160	23Gam Per	2.9300	4700.0	75	48880	No
226	GOM_NL__2PRFIN20110705_230831_000000363104_00159_48880_2434.N1	05-JUL-2011 23:08:31	Bright	35.500	175	39Del Per	3.0100	19400.	71	48880	No
227	GOM_NL__2PRFIN20110705_231001_000000533104_00159_48880_2435.N1	05-JUL-2011 23:10:01	Bright	52.500	73	57Gam1And	2.2600	13100.	105	48880	No
228	GOM_NL__2PRFIN20110705_231314_000000403104_00159_48880_2436.N1	05-JUL-2011 23:13:14	Bright	40.000	150	44Zet Per	2.8900	28000.	80	48880	No
229	GOM_NL__2PRFIN20110705_231537_000000413104_00159_48880_2437.N1	05-JUL-2011 23:15:37	Twilight	41.000	146	25Eta Tau	2.8730	15200.	82	48880	No
230	GOM_NL__2PRFIN20110705_232236_000000503104_00159_48880_2438.N1	05-JUL-2011 23:22:36	Dark	50.000	94	92Alp Cet	2.5260	3100.0	100	48880	No
231	GOM_NL__2PRFIN20110705_234237_000000483104_00160_48881_2433.N1	05-JUL-2011 23:42:37	Dark	47.500	84	Alp Phe	2.3970	4500.0	95	48881	No
232	GOM_NL__2PRFIN20110705_234855_000000643104_00160_48881_2434.N1	05-JUL-2011 23:48:55	Straylight	63.500	63	Bet Gru	2.1500	2800.0	127	48881	No
233	GOM_NL__2PRFIN20110705_235045_000000493104_00160_48881_2435.N1	05-JUL-2011 23:50:45	Straylight	48.500	31	Alp Gru	1.7340	15200.	97	48881	No
234	GOM_NL__2PRFIN20110705_235235_000000413104_00160_48881_2436.N1	05-JUL-2011 23:52:35	Straylight	41.000	45	Alp Pav	1.9400	26000.	82	48881	No

### 3. Quality information per product

In this section it is plotted some information contained in the Quality Summary data set of the level 2 products. Only products in dark limb conditions and without errors (error flag in the MPH set to "0") are used.

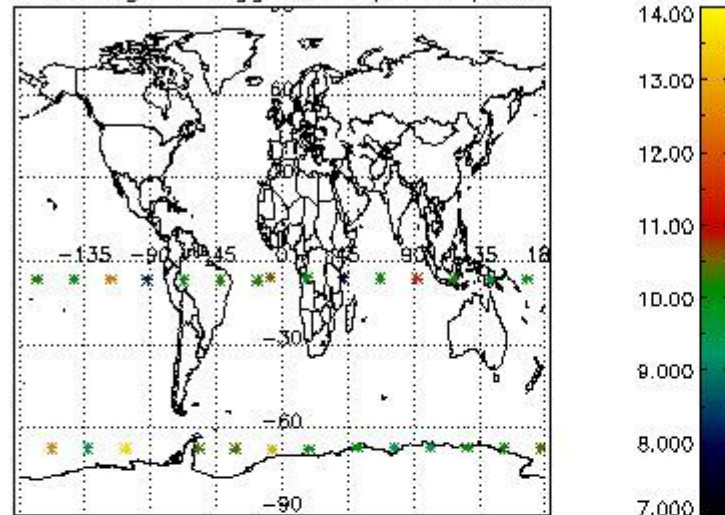
#### 3.1 Plot quality information per product (time dependant)



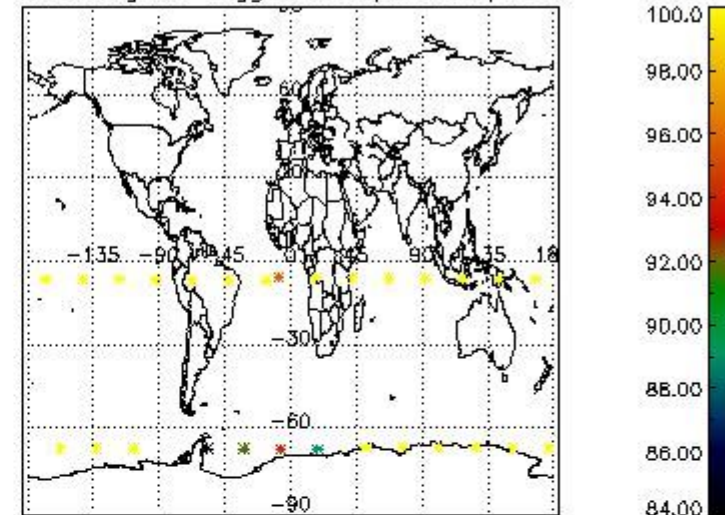


### 3.2 Plot quality information per product (world map)

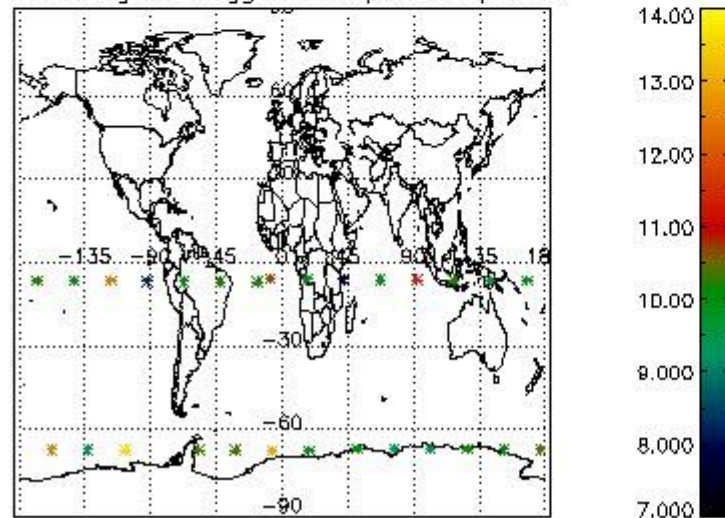
Percentage of flagged data per O3 profile



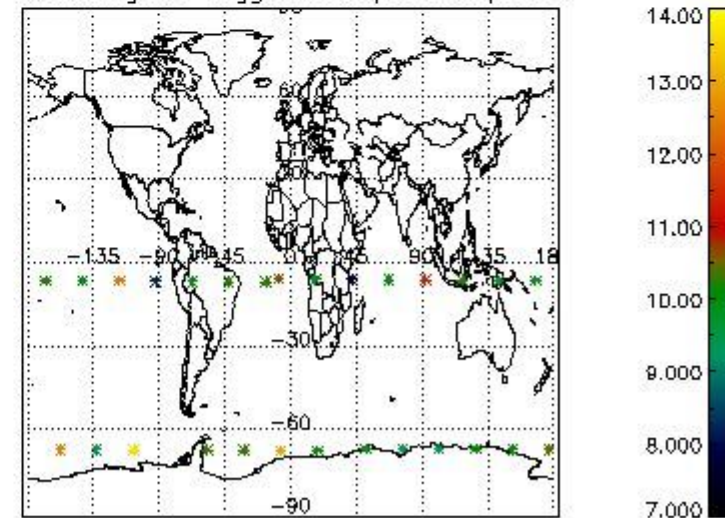
Percentage of flagged data per H2O profile



Percentage of flagged data per NO2 profile



Percentage of flagged data per NO3 profile



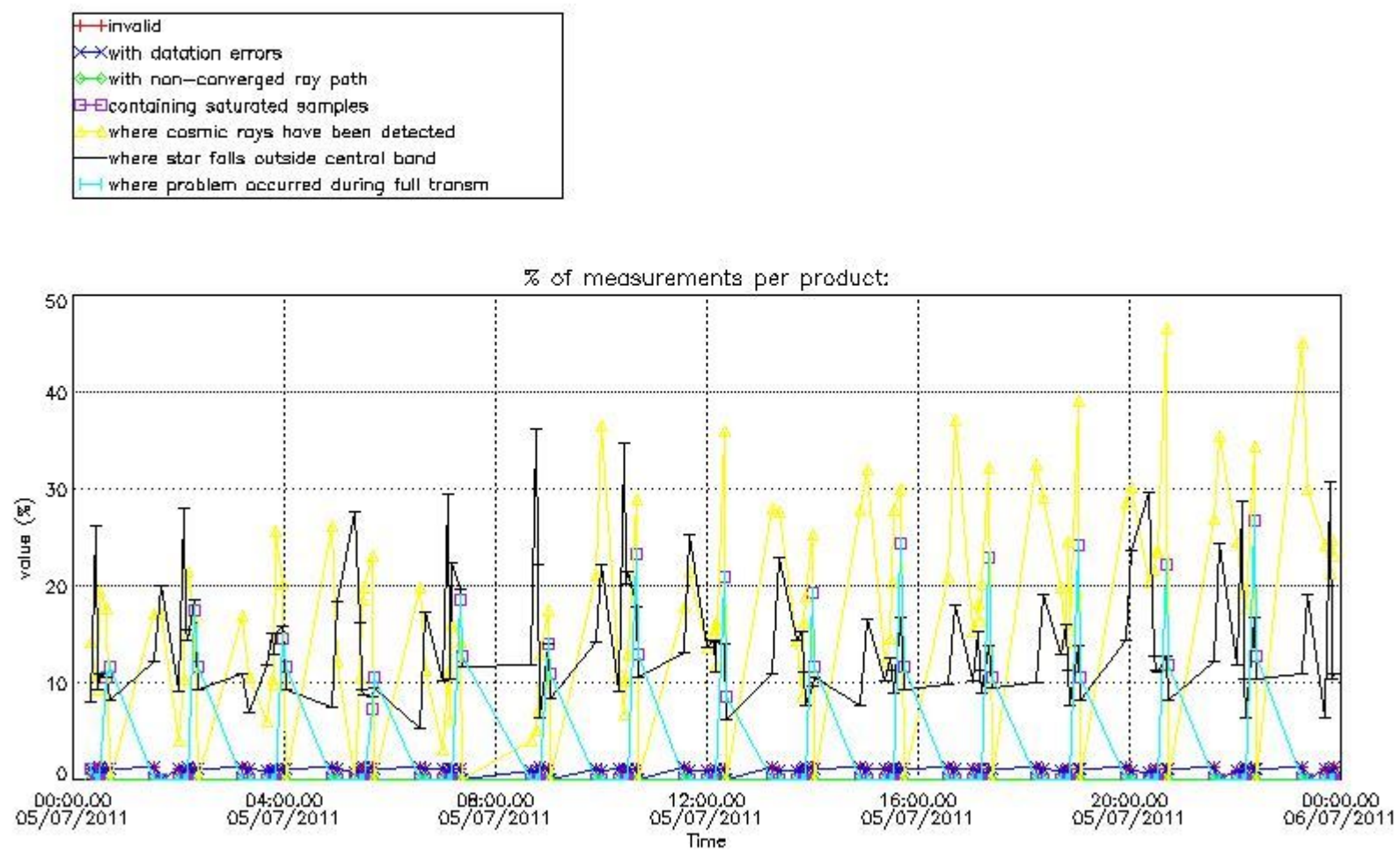
### 4. Level 1 quality information per product

In this section it is plotted some information contained in the Quality Summary data set of the level 2 products that comes from the level 1b processing. Products without errors (error flag in the MPH set to "0") are used.

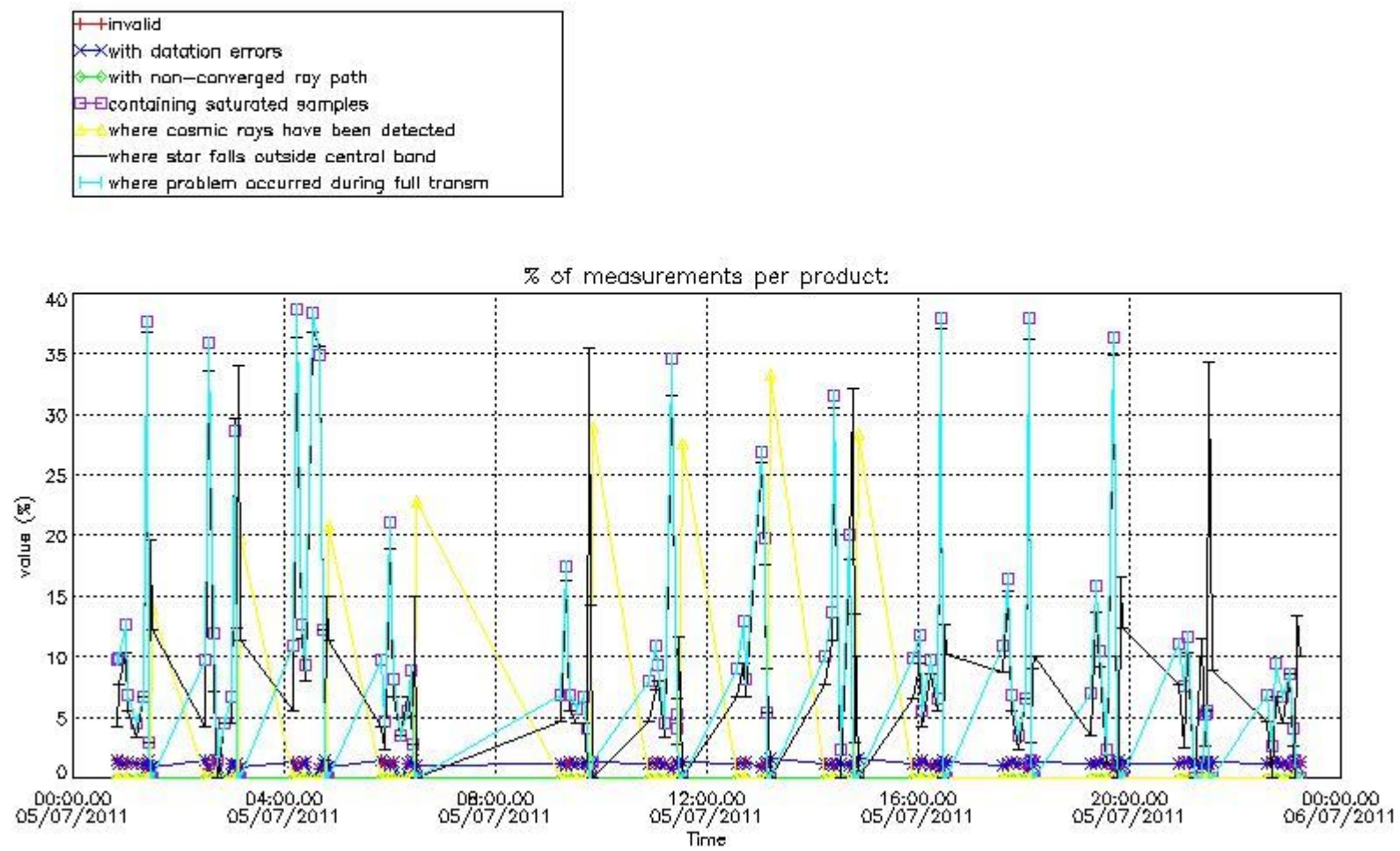
#### 4.1 Plot quality information per product (time dependant) coming from level 1b processing

##### 4.1.1 Plot level 1 quality information per product (time dependant): ENVISAT ASCENDING passes





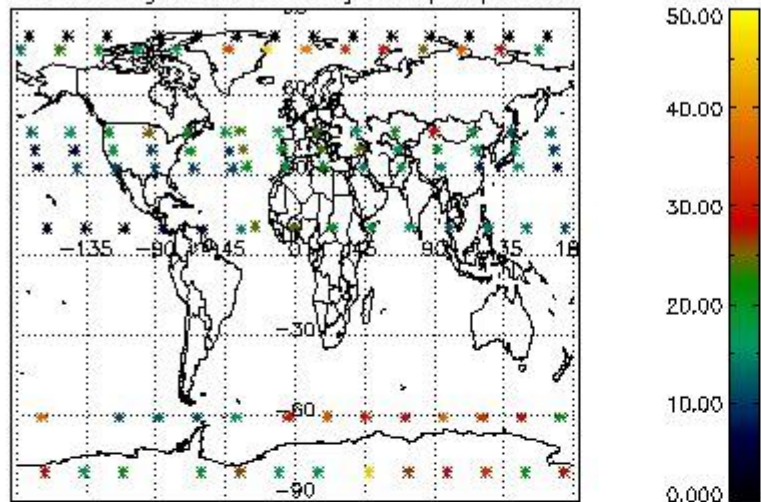
4.1.2 Plot level 1 quality information per product (time dependant): ENVI SAT DESCENDING passes



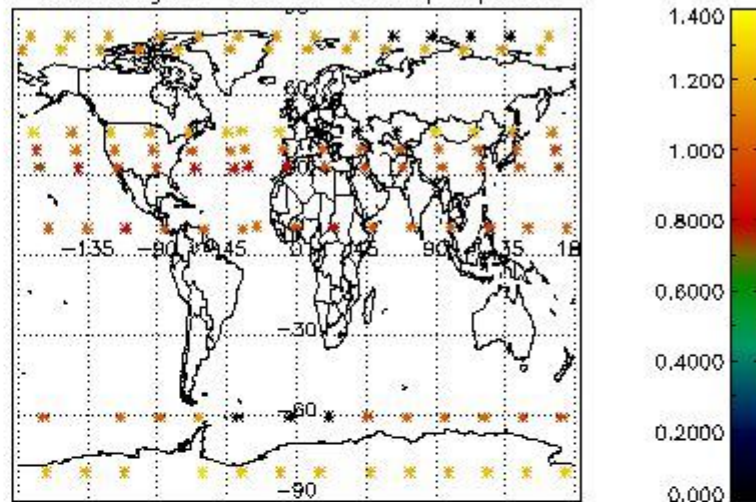
#### 4.2 Plot quality information per product coming from level 1b processing (world map)

##### 4.2.1 Plot level 1 quality information per product (world map): ENVISAT ASCENDING passes

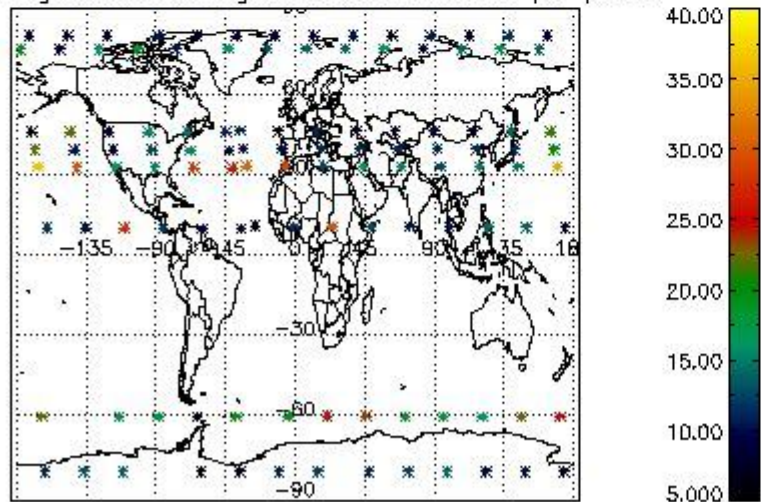
Percentage of cosmic ray hits per profile



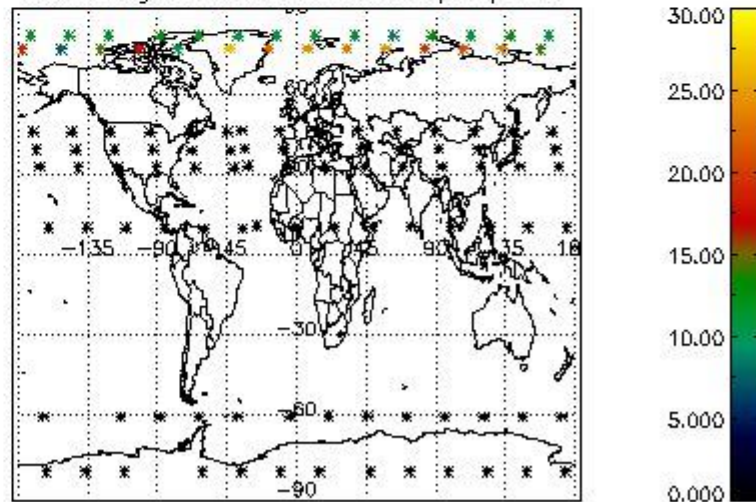
Percentage of datation errors per profile



Percentage of star falling outside central band per profile

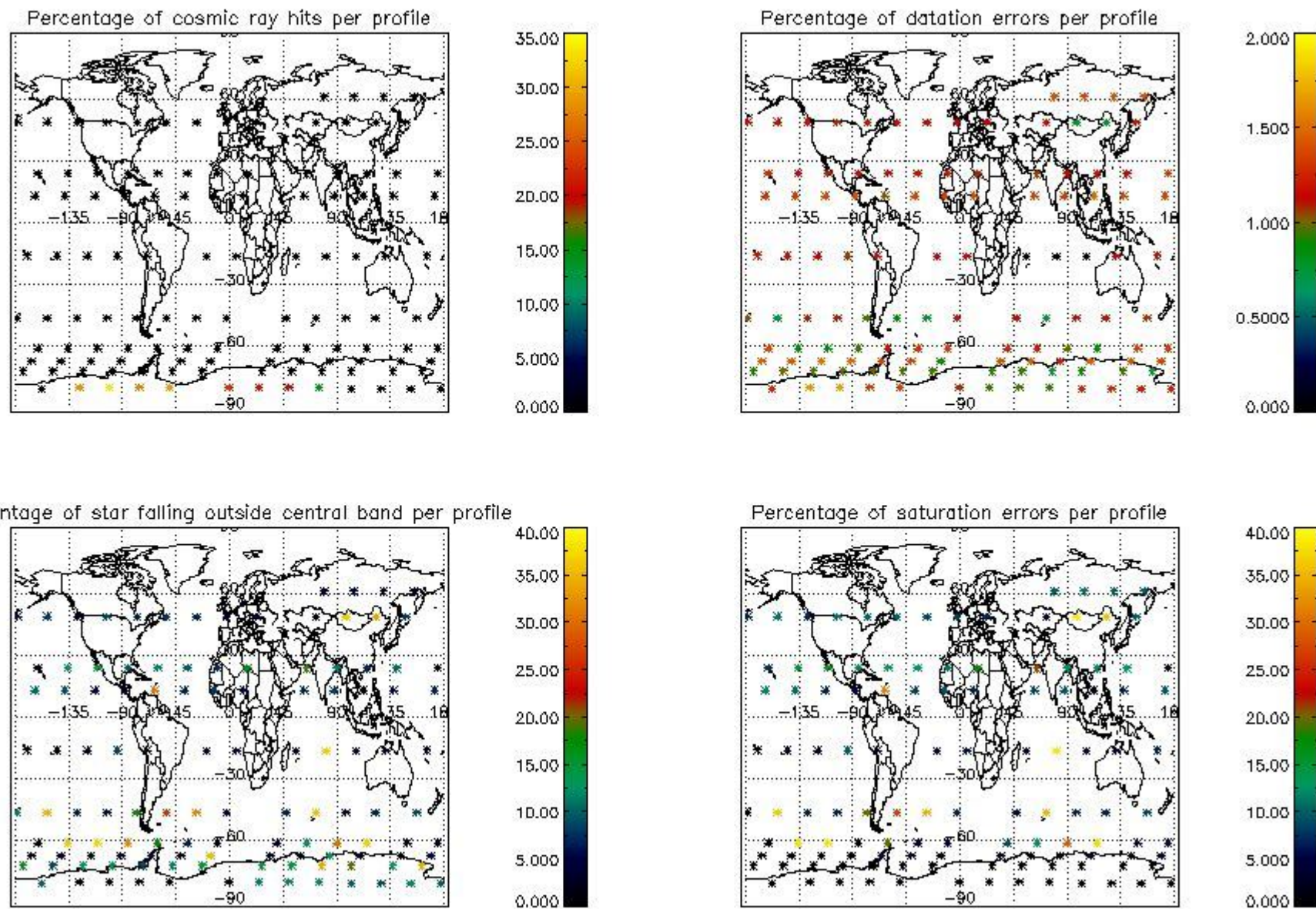


Percentage of saturation errors per profile



4.2.2 Plot level 1 quality information per product (world map): ENVISAT DESCENDING passes





## 5. Trace gas profiles

### 5.1 Ozone statistics based on quality of products

The final quality of the products can be "measured" using the STD (Standard Deviation) attached to every point profile. This information is written to the parameter GOM\_NL\_\_2P/NL\_LOCAL\_SPECIES\_DENSITY/o3\_std of the level 2 products. The table below shows the statistics for given STD ranges.

The statistics are given with respect to the overall valid production:

- Products without fatal errors: GOM\_NL\_\_2P/MPH/PRODUCT\_ERR=0
- Valid point profile: GOM\_NL\_\_2P/NL\_LOCAL\_SPECIES\_DENSITY/pcd(0)=0

The 'Criteria' is applied to valid points of dark limb products:

- Products in dark limb illumination condition: GOM\_NL\_\_2P/NL\_SUMMARY\_QUALITY/obs\_ill\_cond=0
- Products without fatal errors: GOM\_NL\_\_2P/MPH/PRODUCT\_ERR=0
- Valid point profile: GOM\_NL\_\_2P/NL\_LOCAL\_SPECIES\_DENSITY/pcd(0)=0

So, the table below shows the percentage of dark limb and valid observations for each criteria with respect to the overall valid daily observations.

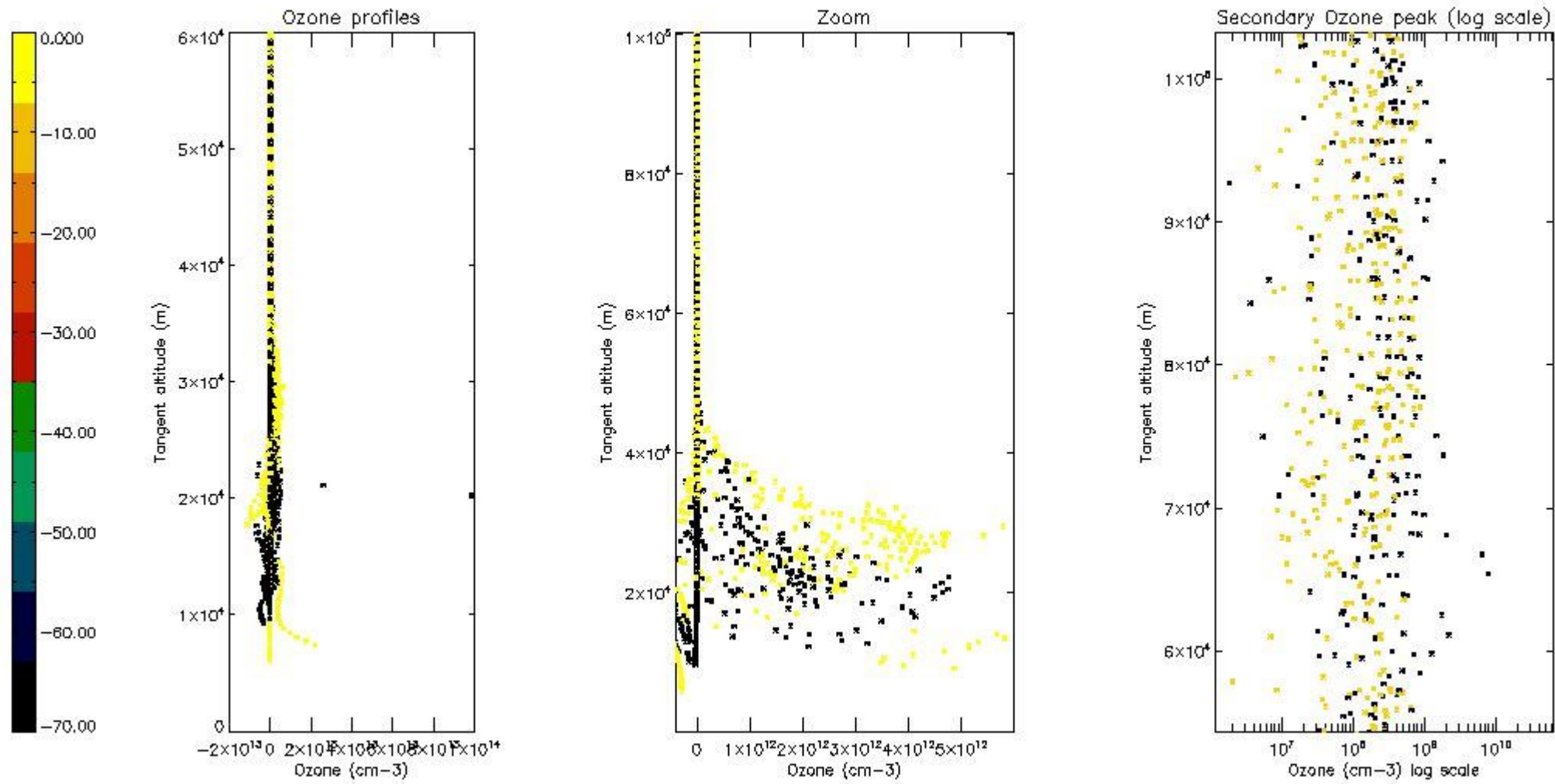
Criteria	% of total production
All STD	14
STD < 20	3



STD < 10	2
STD < 5	0

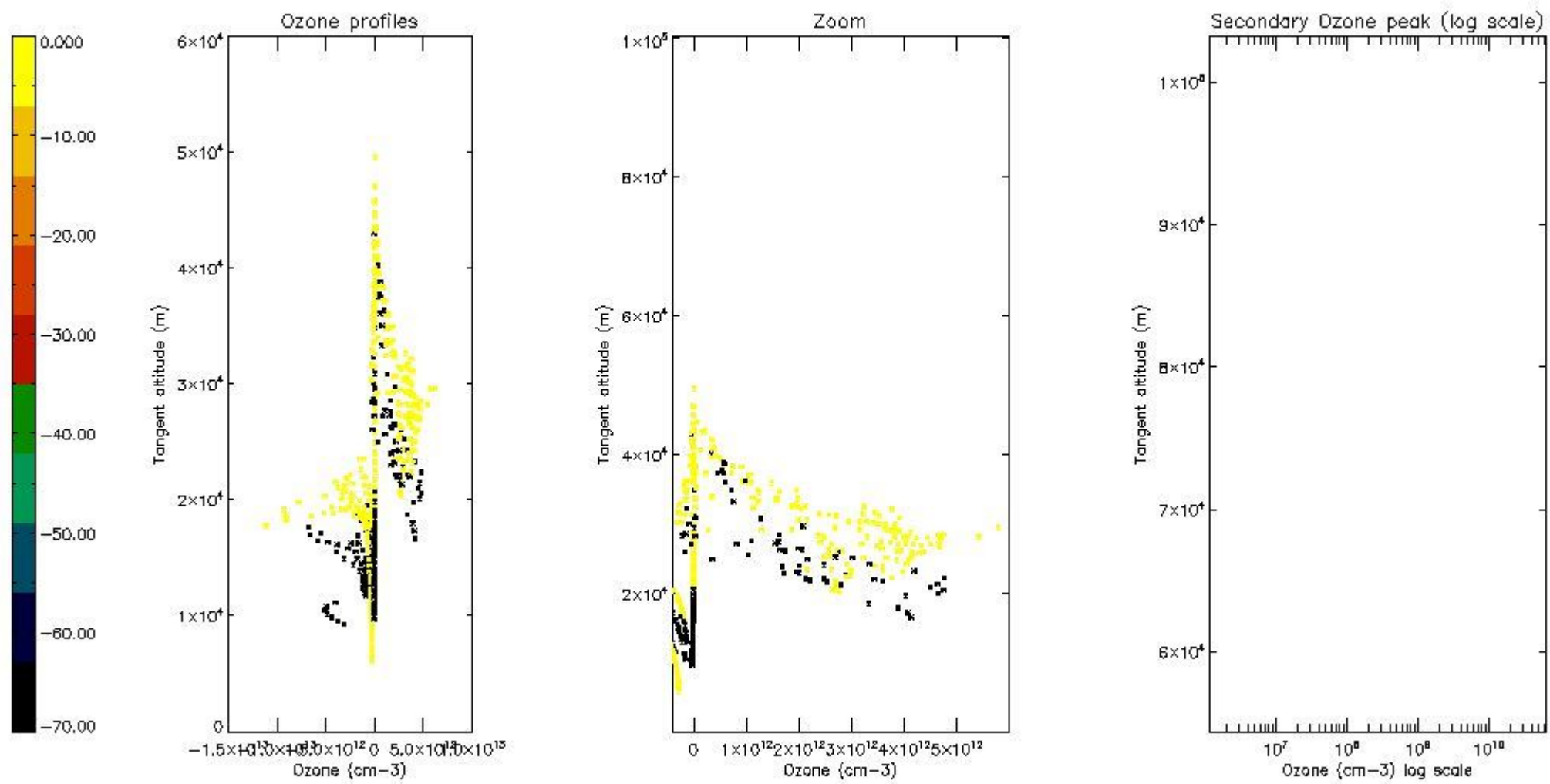
5.2 Plot ozone profiles for all STD (dark without errors)

The colorbar represents the latitude.



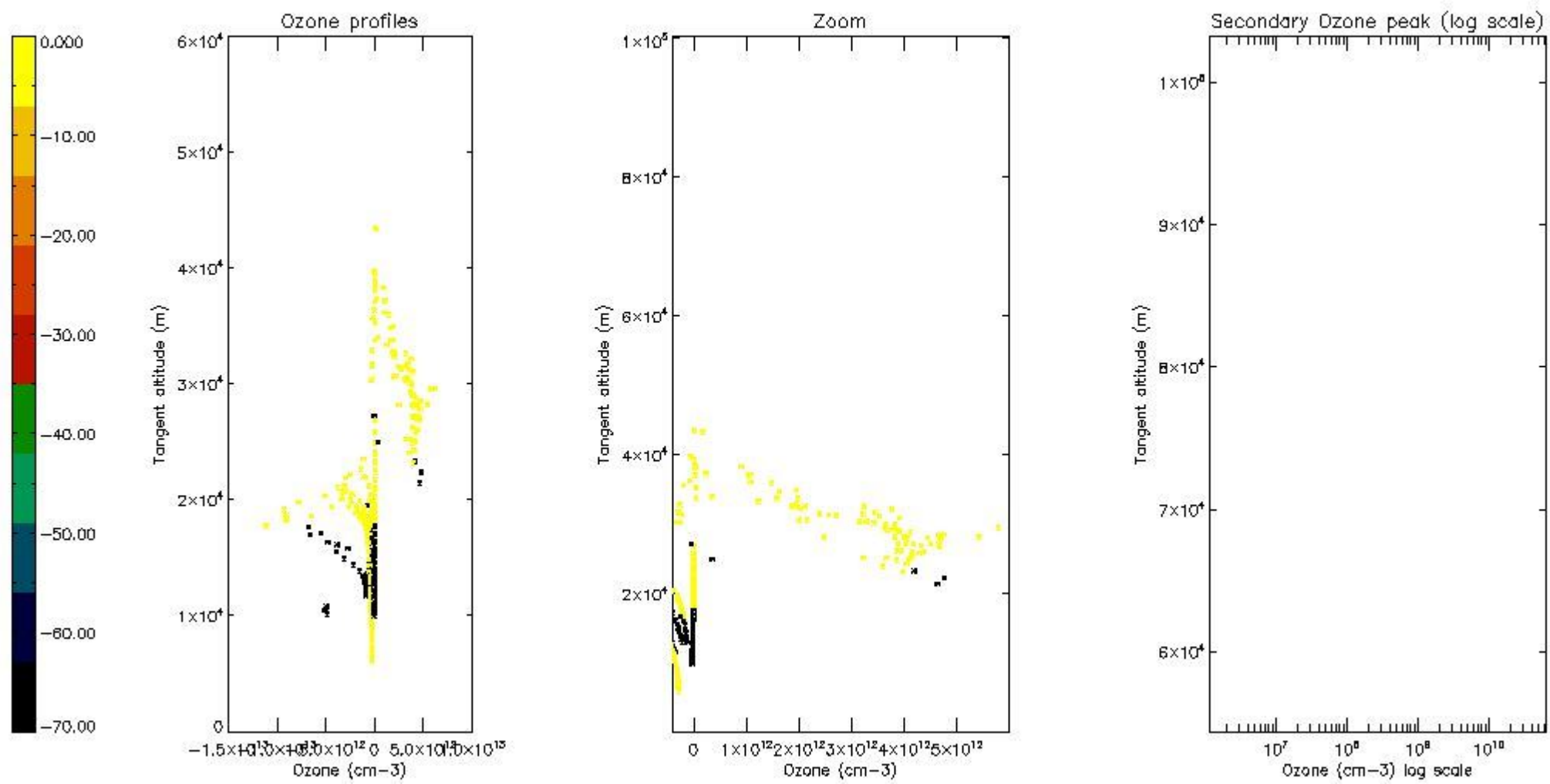
5.3 Plot ozone profiles where STD < 20% (dark without errors)

The colorbar represents the latitude.



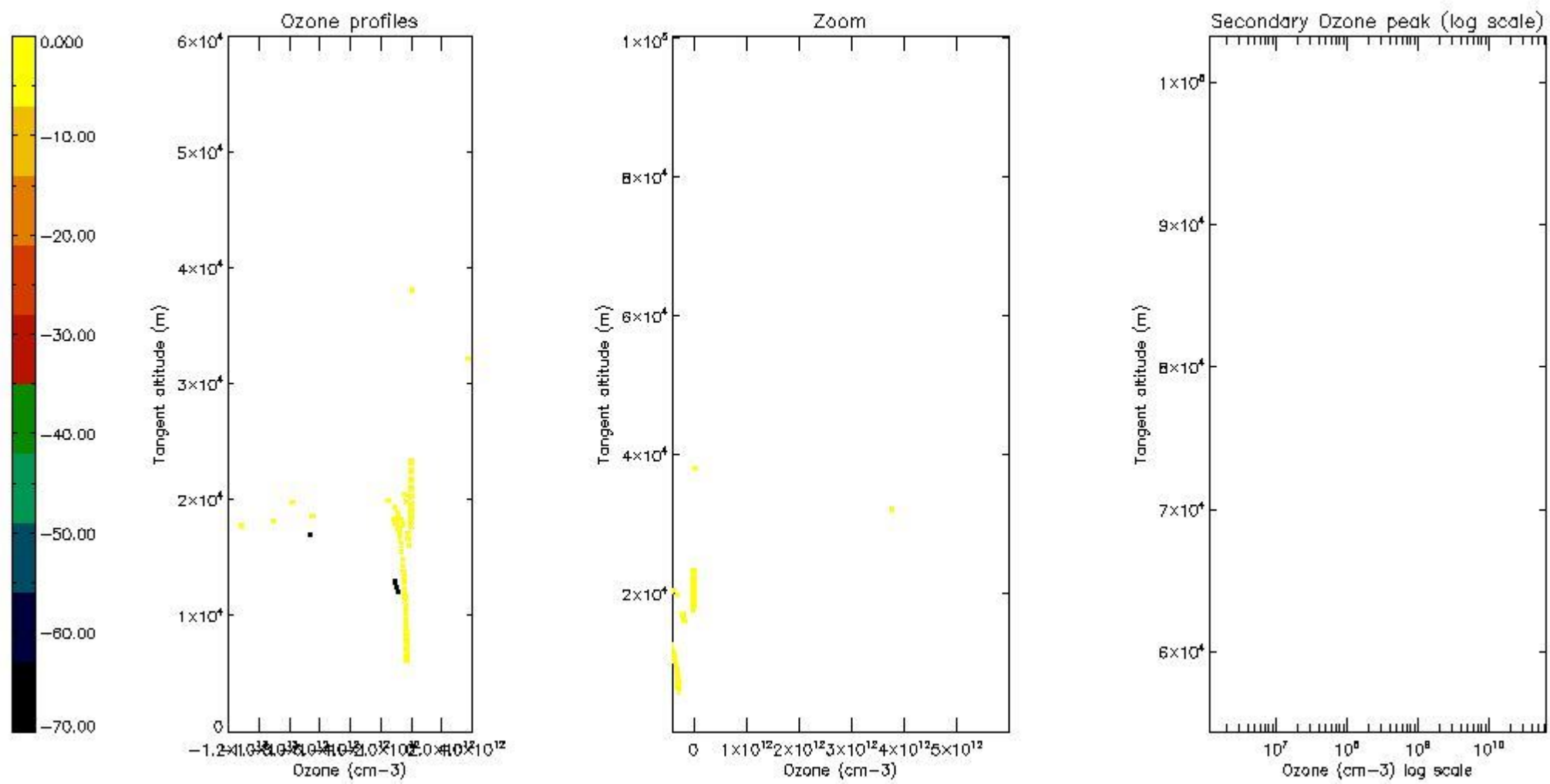
*5.4 Plot ozone profiles where STD < 10% (dark without errors)*

The colorbar represents the latitude.



*5.5 Plot ozone profiles where STD < 5% (dark without errors)*

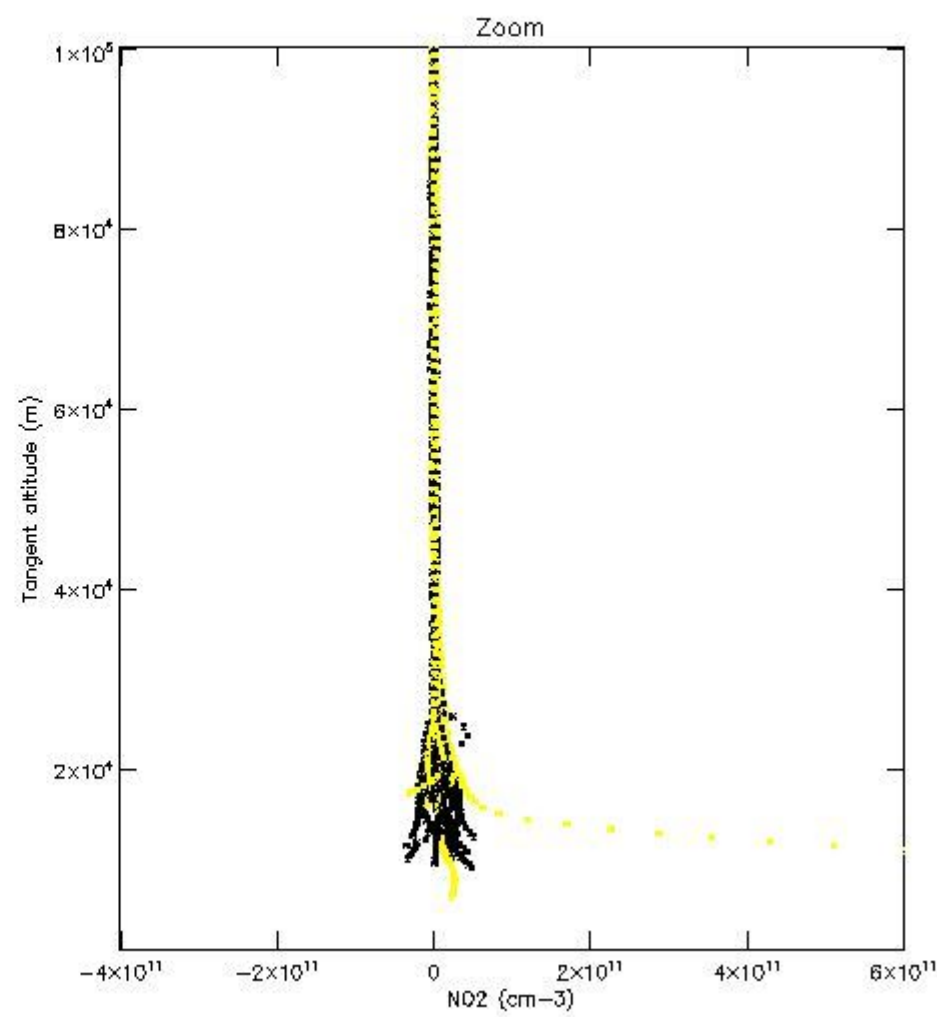
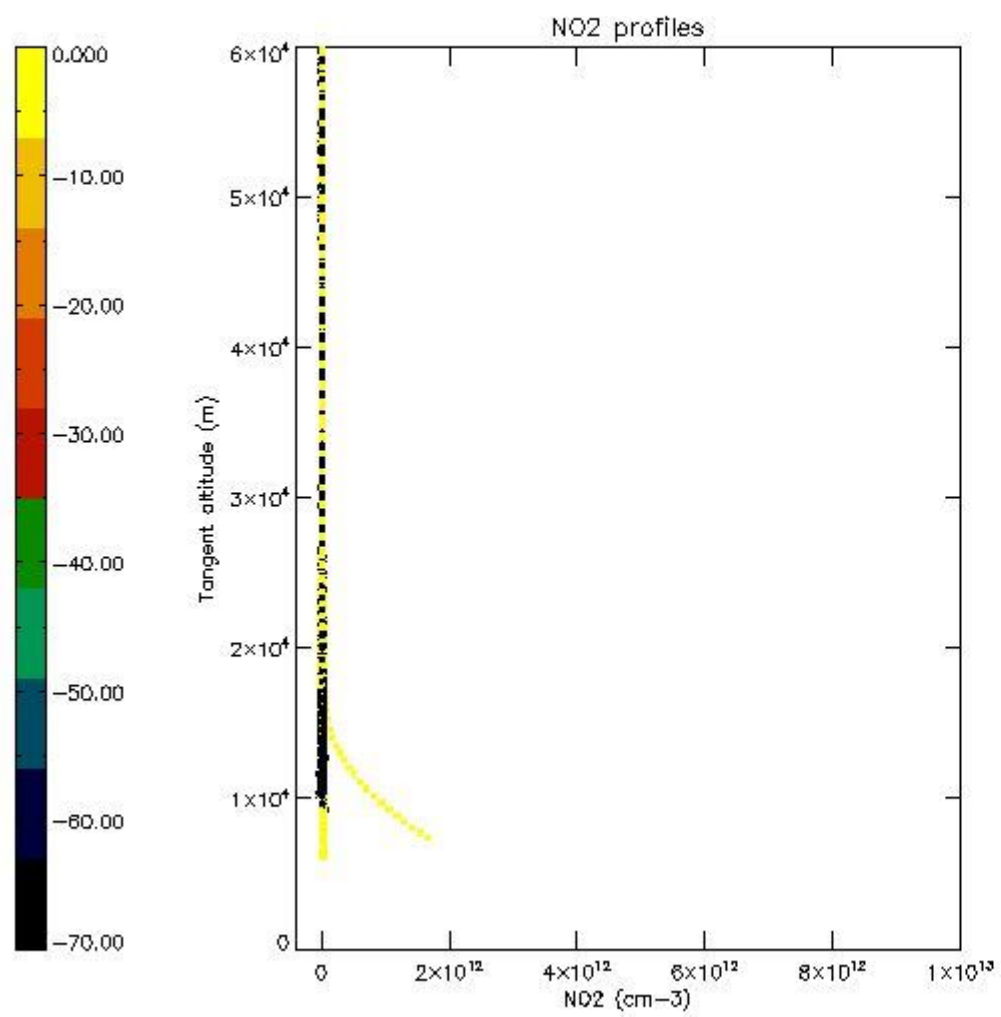
The colorbar represents the latitude.



*5.6 Plot NO<sub>2</sub> profiles for all STD (dark without errors)*

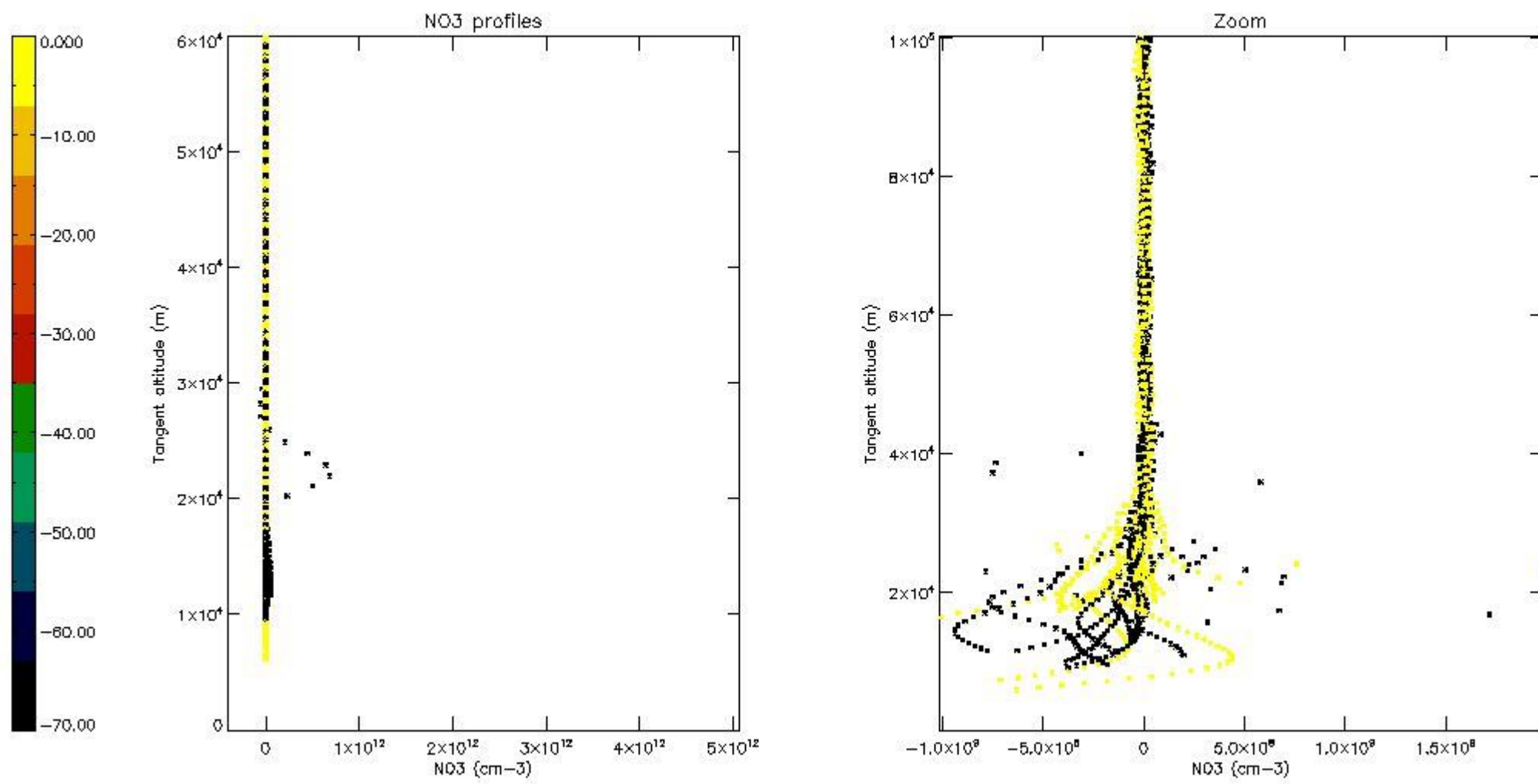
The colorbar represents the latitude.





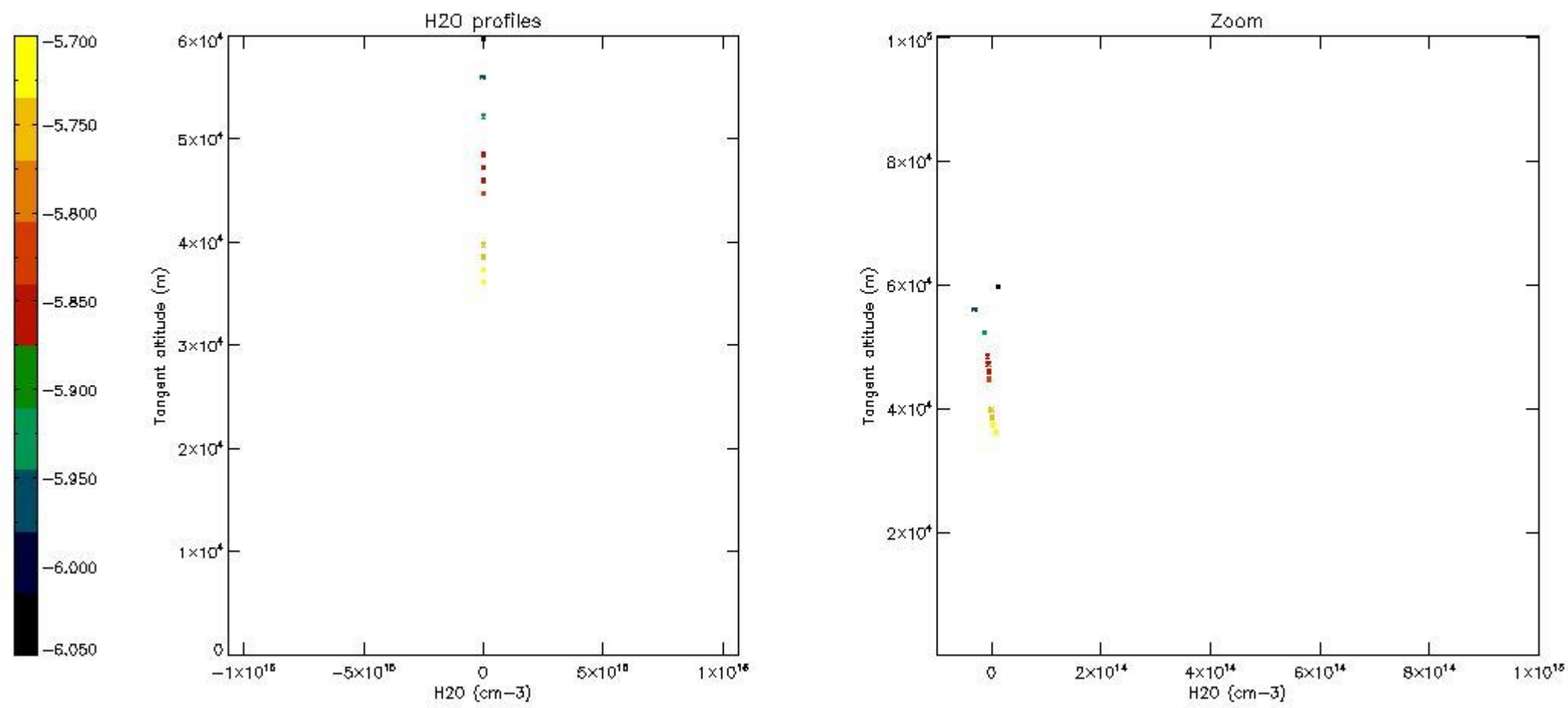
*5.7 Plot NO3 profiles for all STD (dark without errors)*

The colorbar represents the latitude.



5.8 Plot H<sub>2</sub>O profiles for all STD (only for occultations of stars 1,2,3,4,13,14,16,26,63 dark without errors)

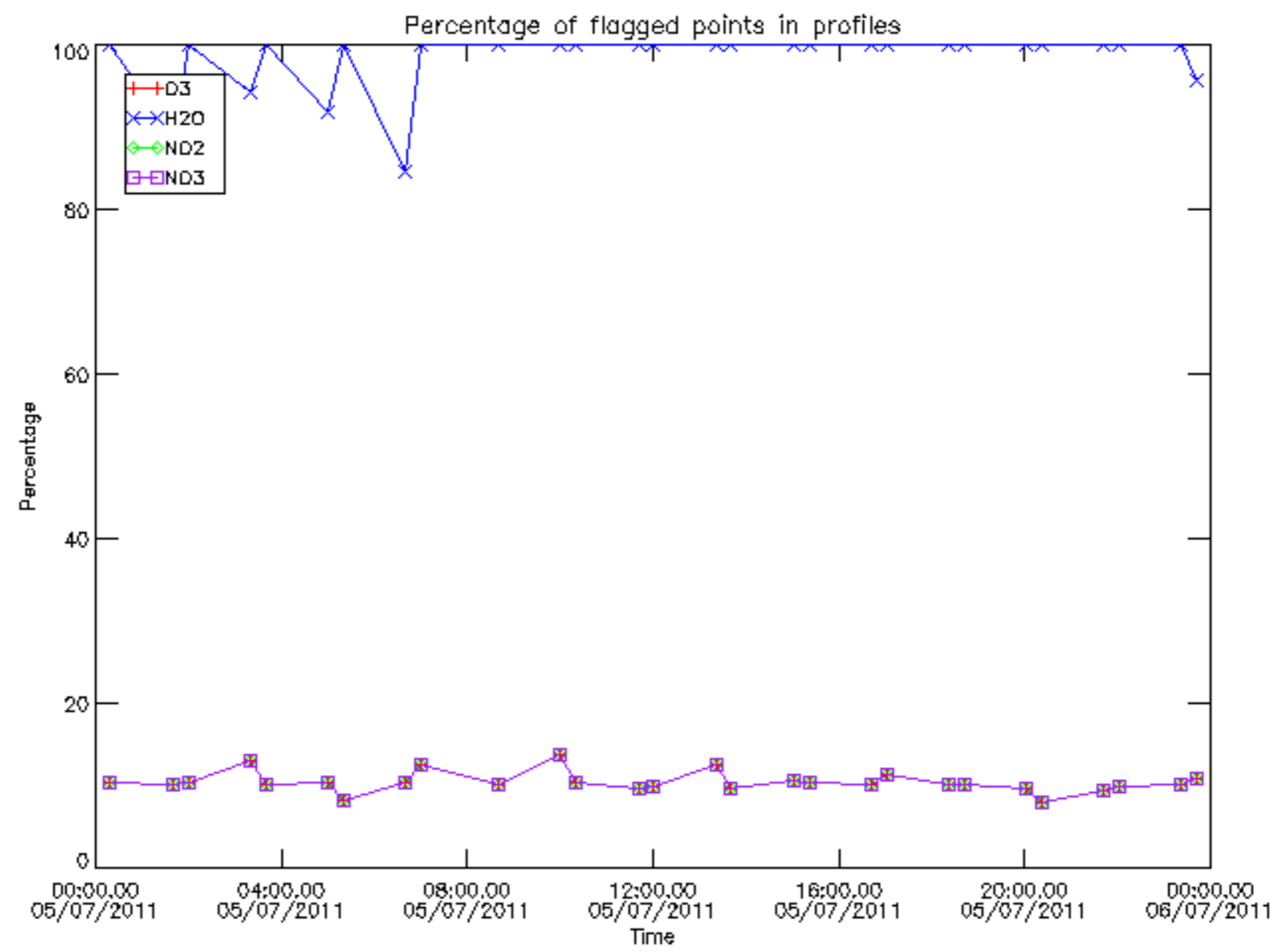
The colorbar represents the latitude.



## 6. Auxiliary Data Files used for the production reported in section 2

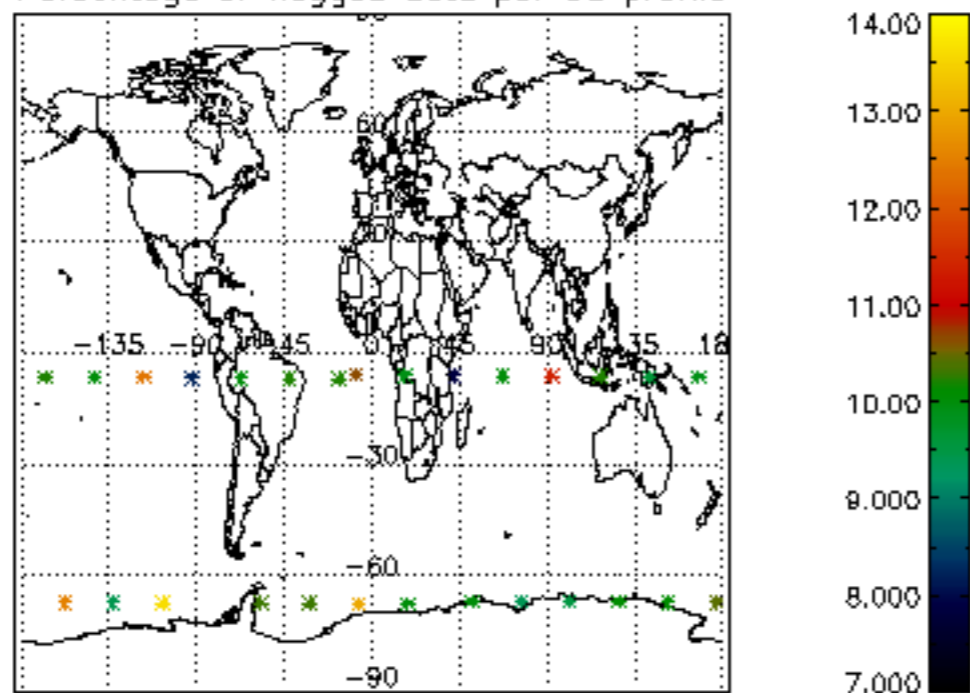
The number reported in the third column indicates since which file (see list in section 2) the corresponding auxiliary file has been used. The fourth column is the date of those product files.

Type	Auxiliary Filename	Used since product	Used since product date
INST_PHYS_CHARACTERISTICS	GOM_INS_AXVIEC20091111_143220_20030716_120000_20500101_000000	1	05-JUL-2011 00:19:06
LEVEL-2_PROC_CONFIG	GOM_PR2_AXVIEC20091111_152718_20020301_000000_20500101_000000	1	05-JUL-2011 00:19:06
CROSS_SECTIONS_FILE	GOM_CRS_AXVIEC20091111_154832_20020301_000000_20500101_000000	1	05-JUL-2011 00:19:06

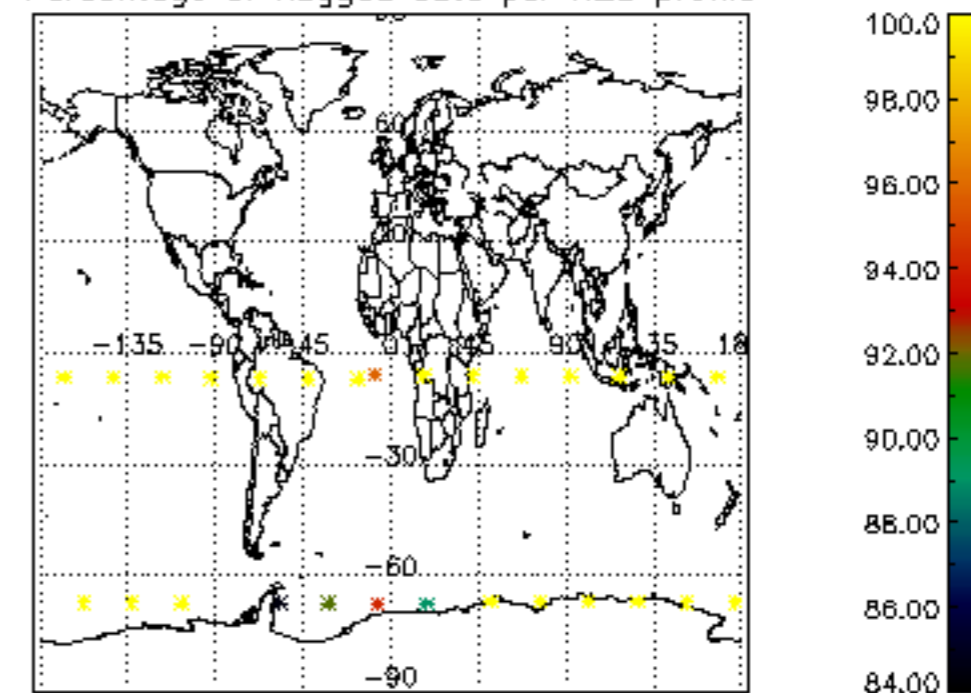




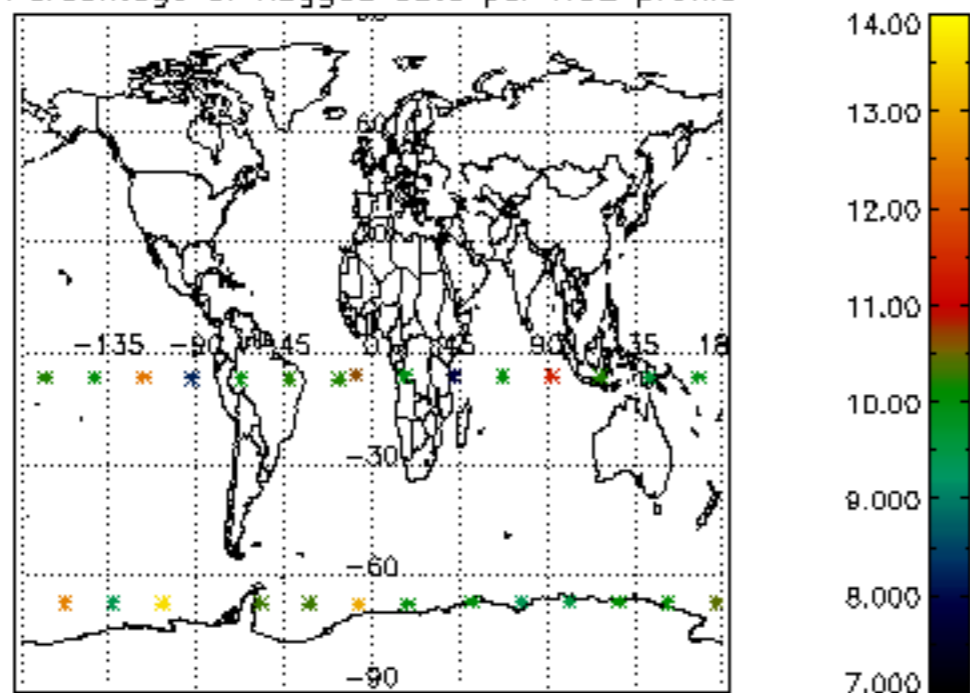
Percentage of flagged data per D3 profile



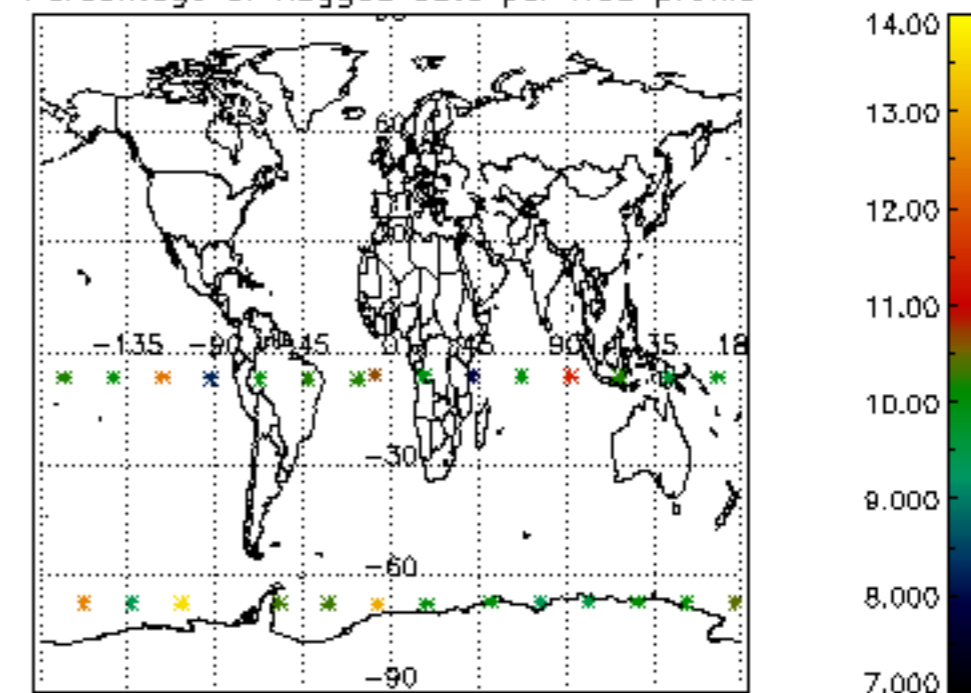
Percentage of flagged data per H2O profile

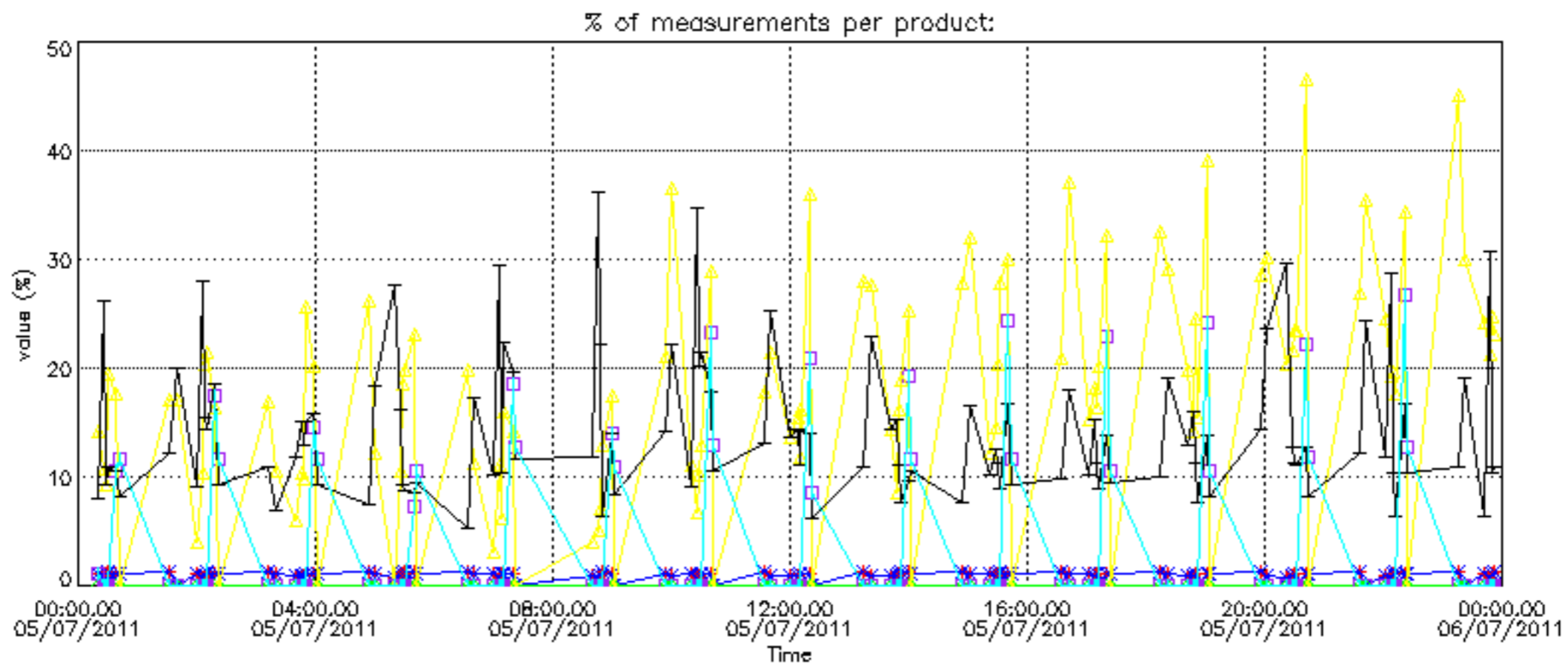
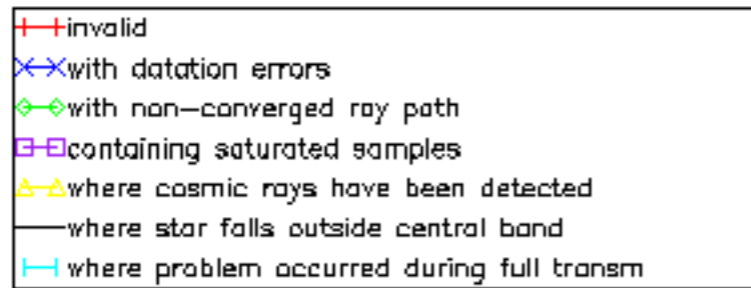


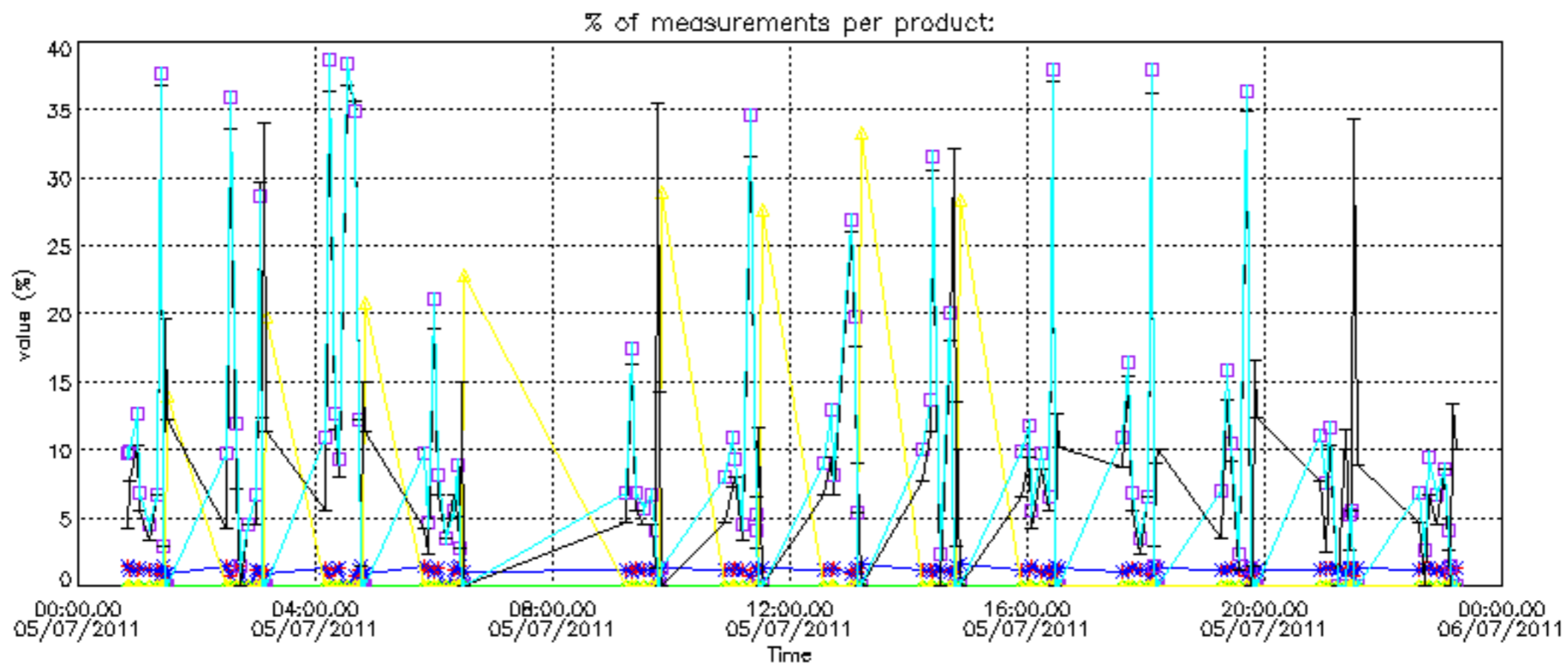
Percentage of flagged data per NO2 profile



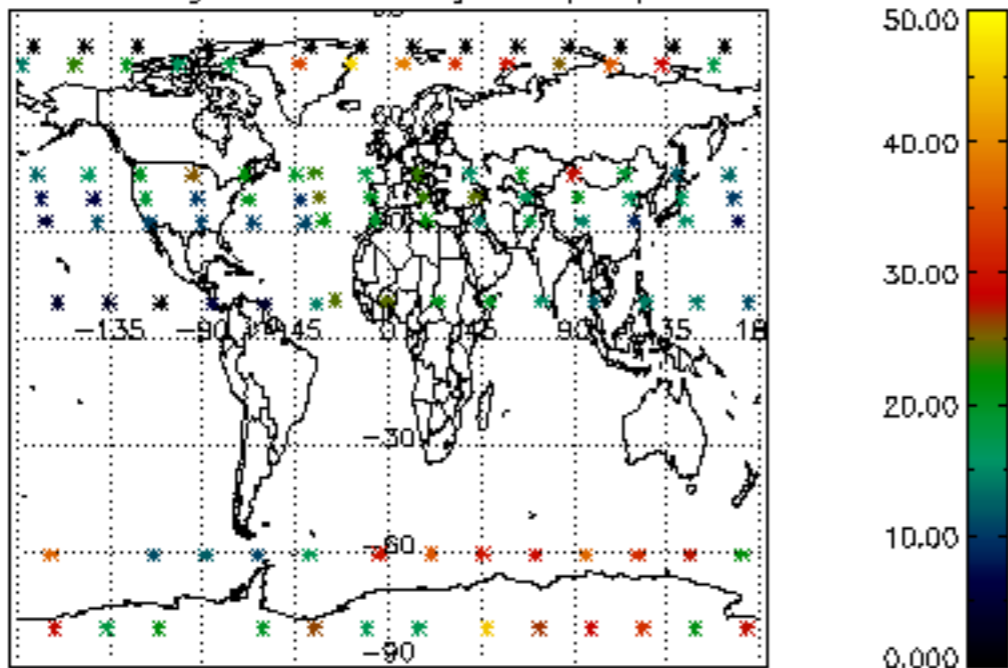
Percentage of flagged data per NO3 profile



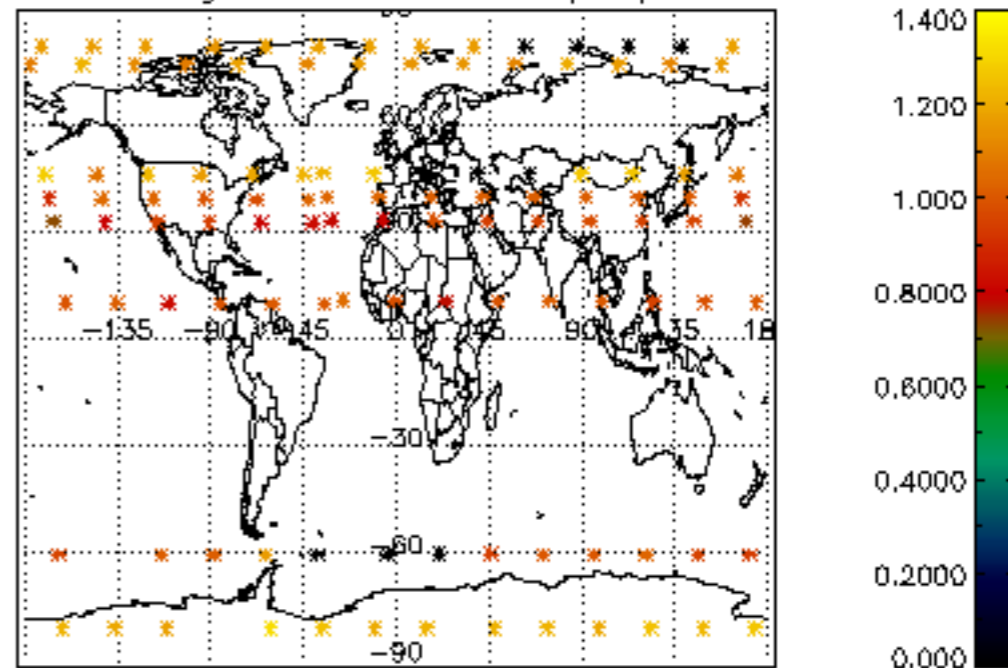




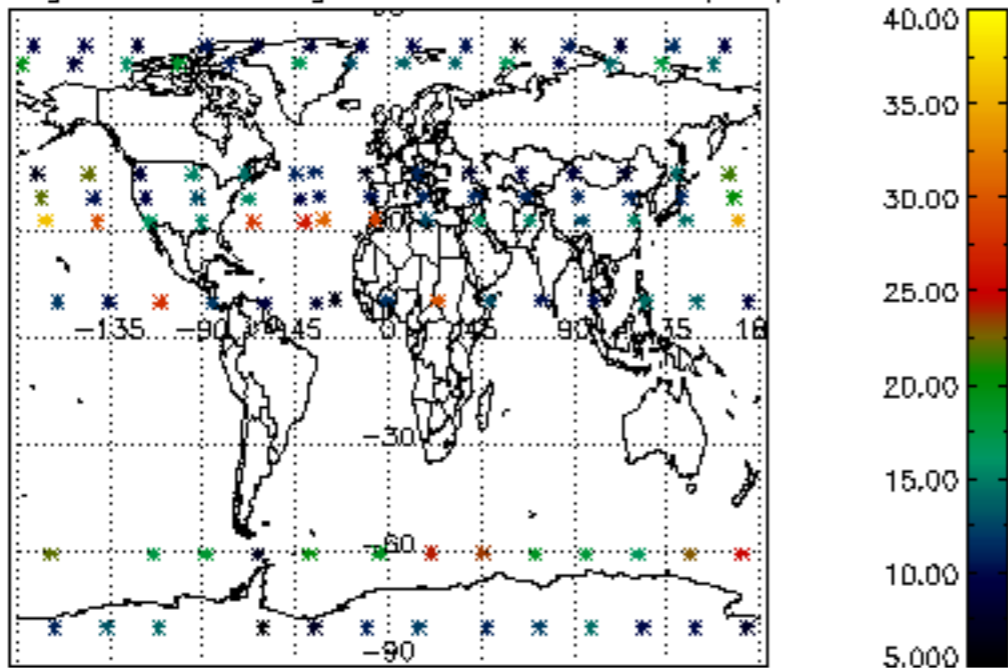
Percentage of cosmic ray hits per profile



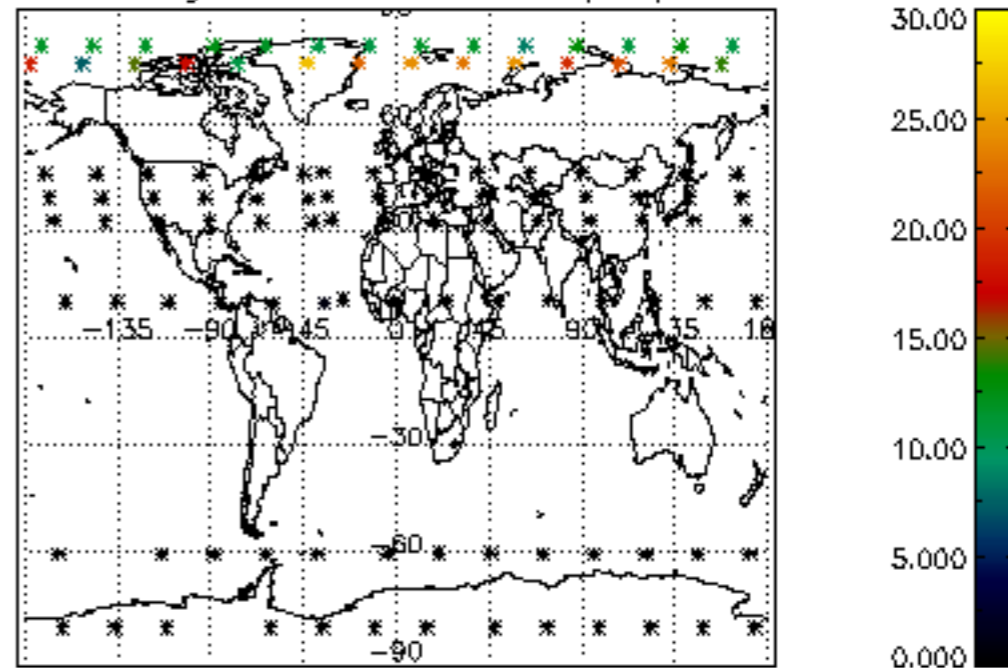
Percentage of datation errors per profile



Percentage of star falling outside central band per profile

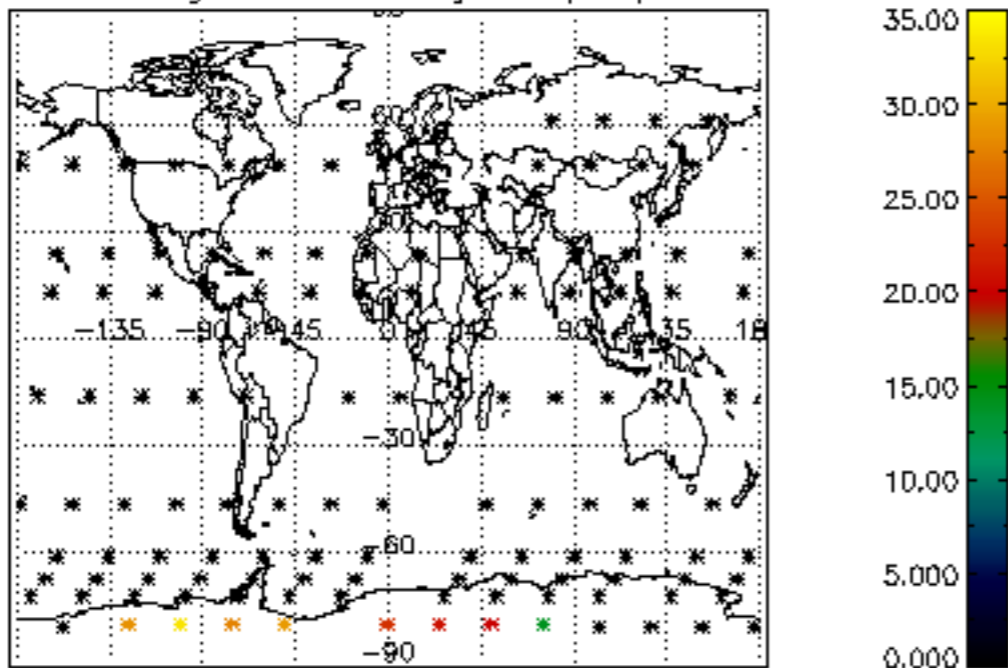


Percentage of saturation errors per profile

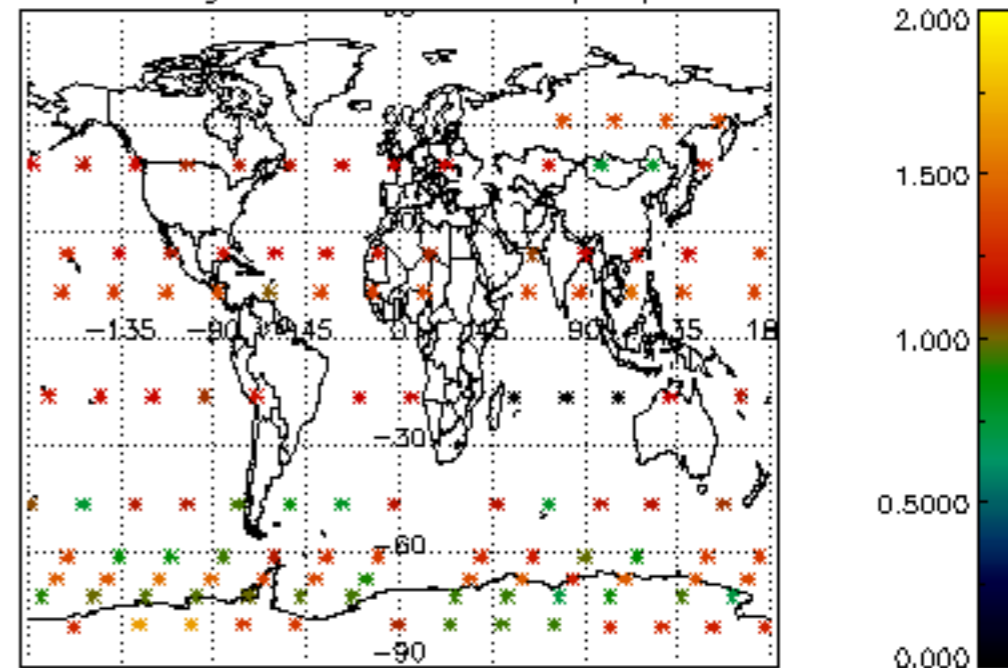




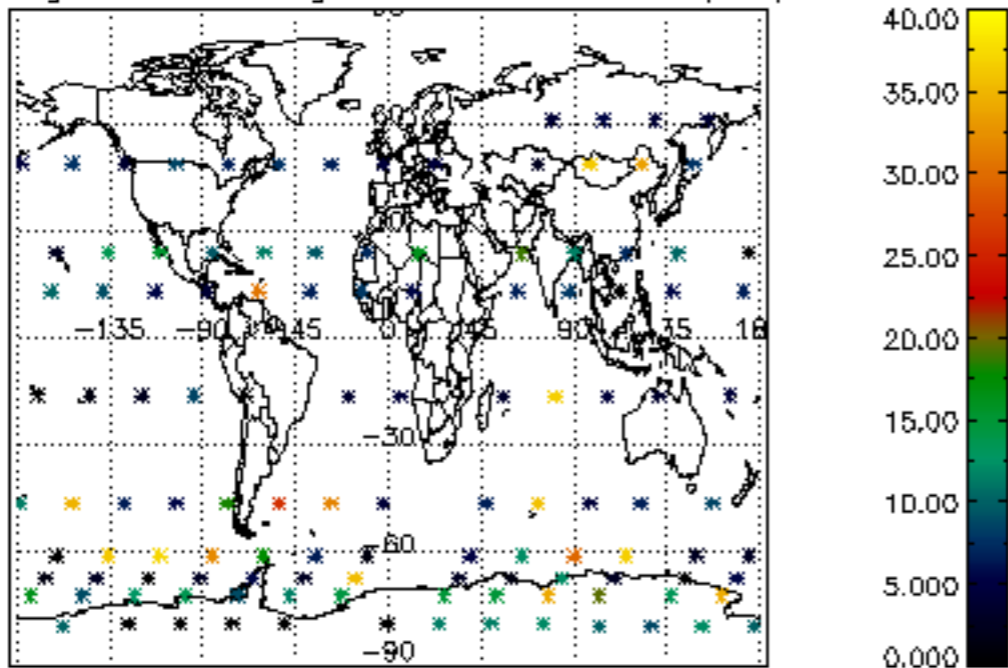
Percentage of cosmic ray hits per profile



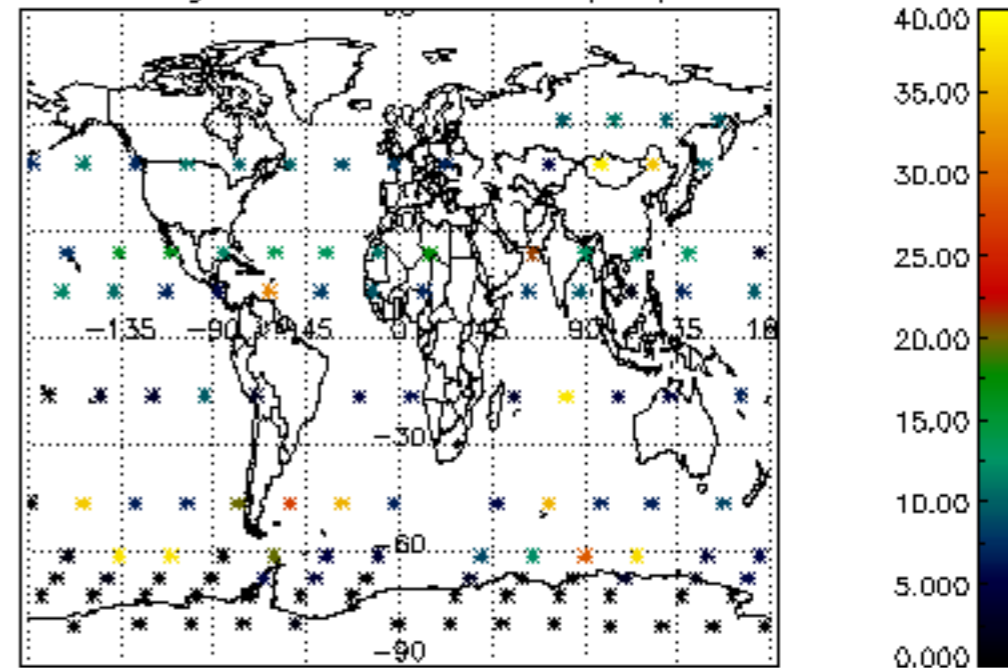
Percentage of datation errors per profile

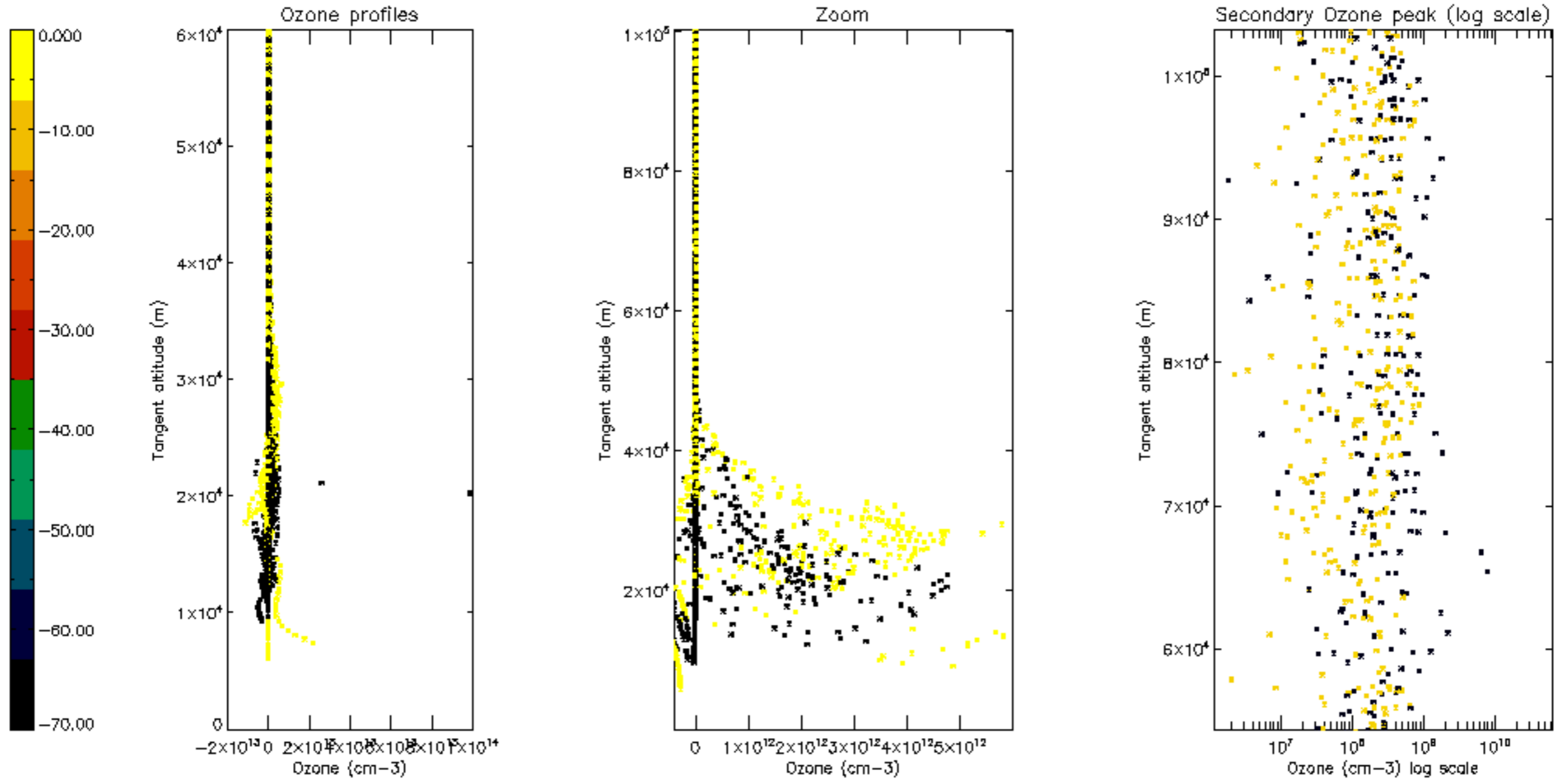


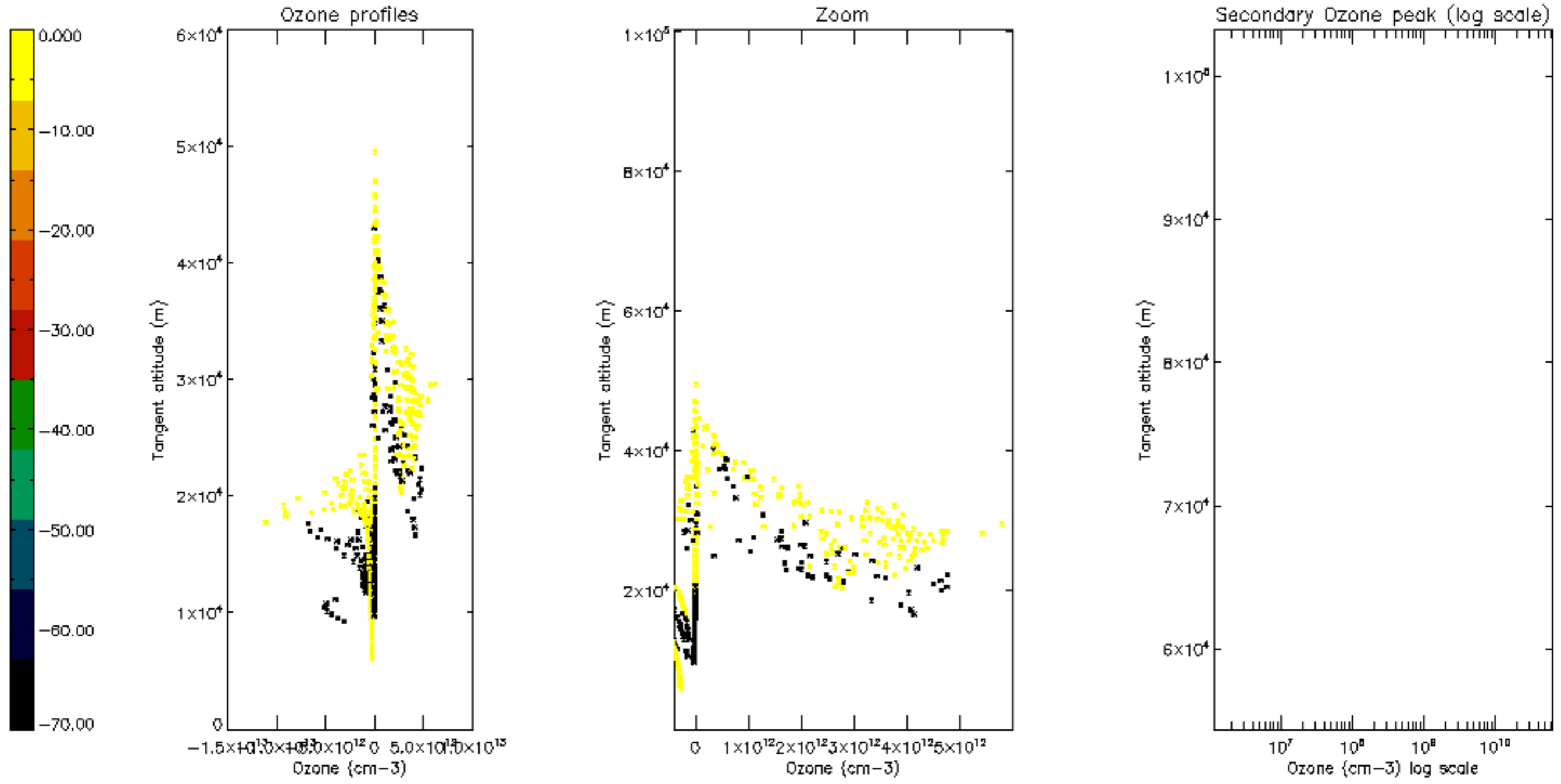
Percentage of star falling outside central band per profile

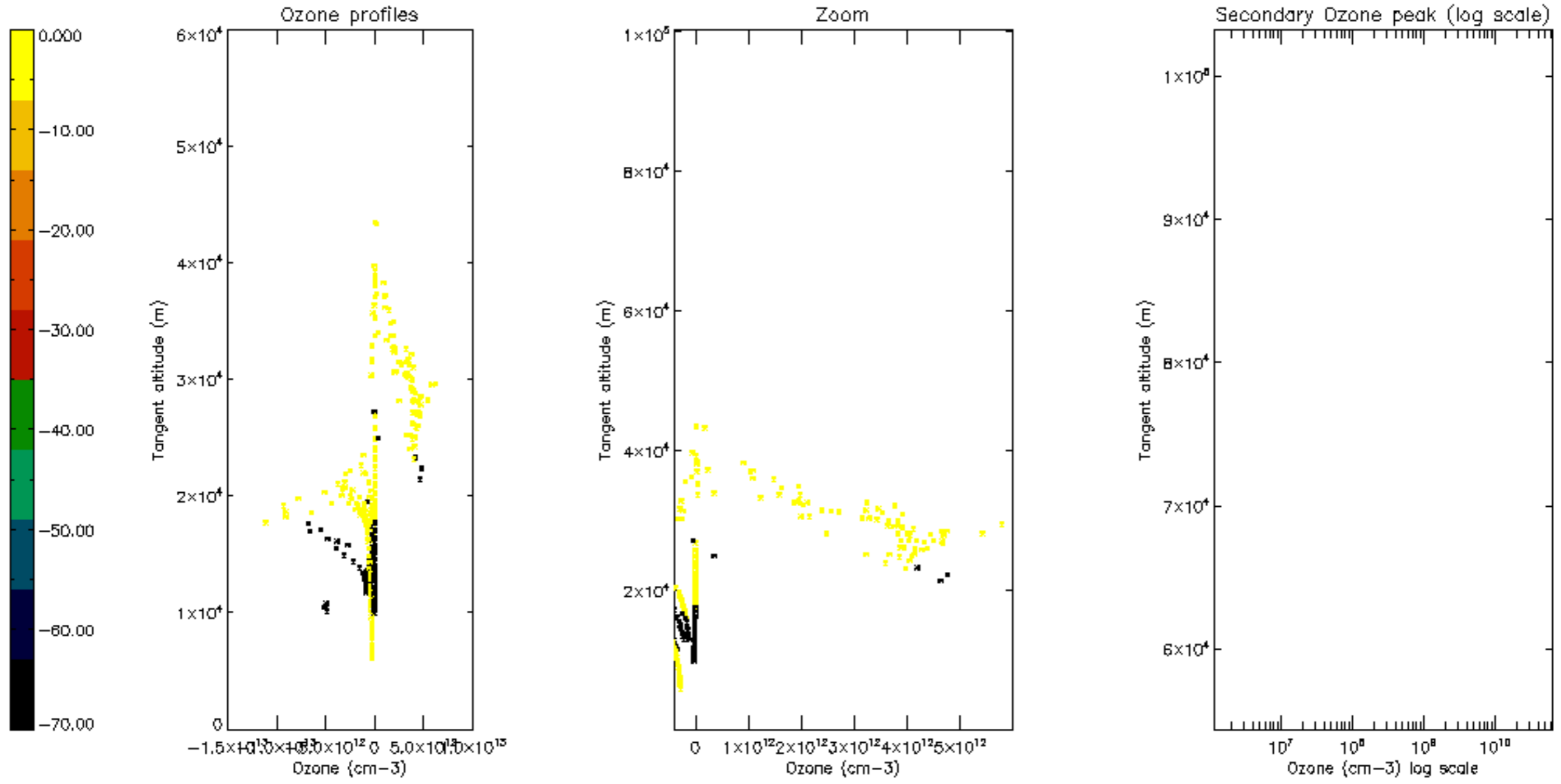


Percentage of saturation errors per profile

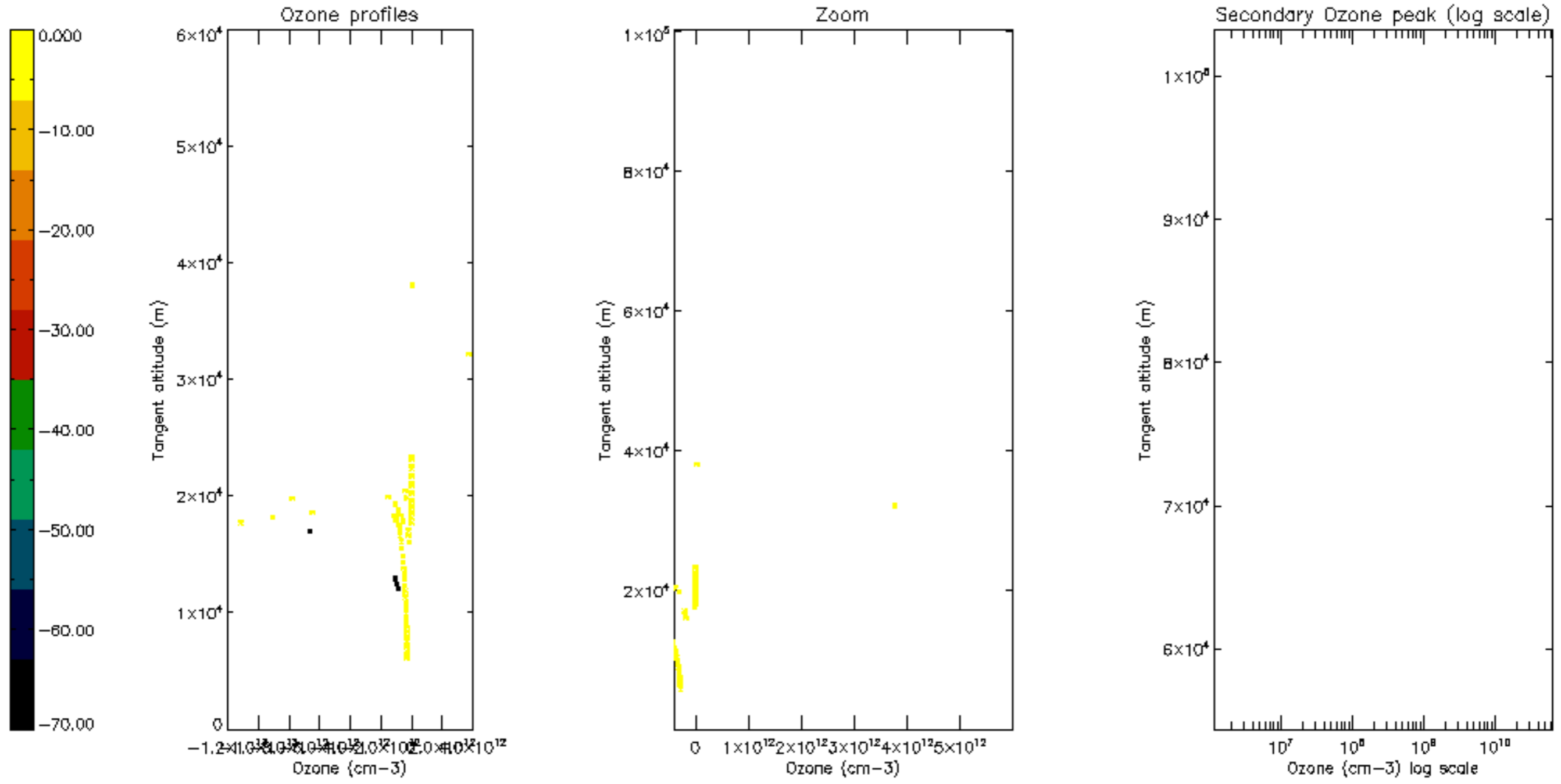


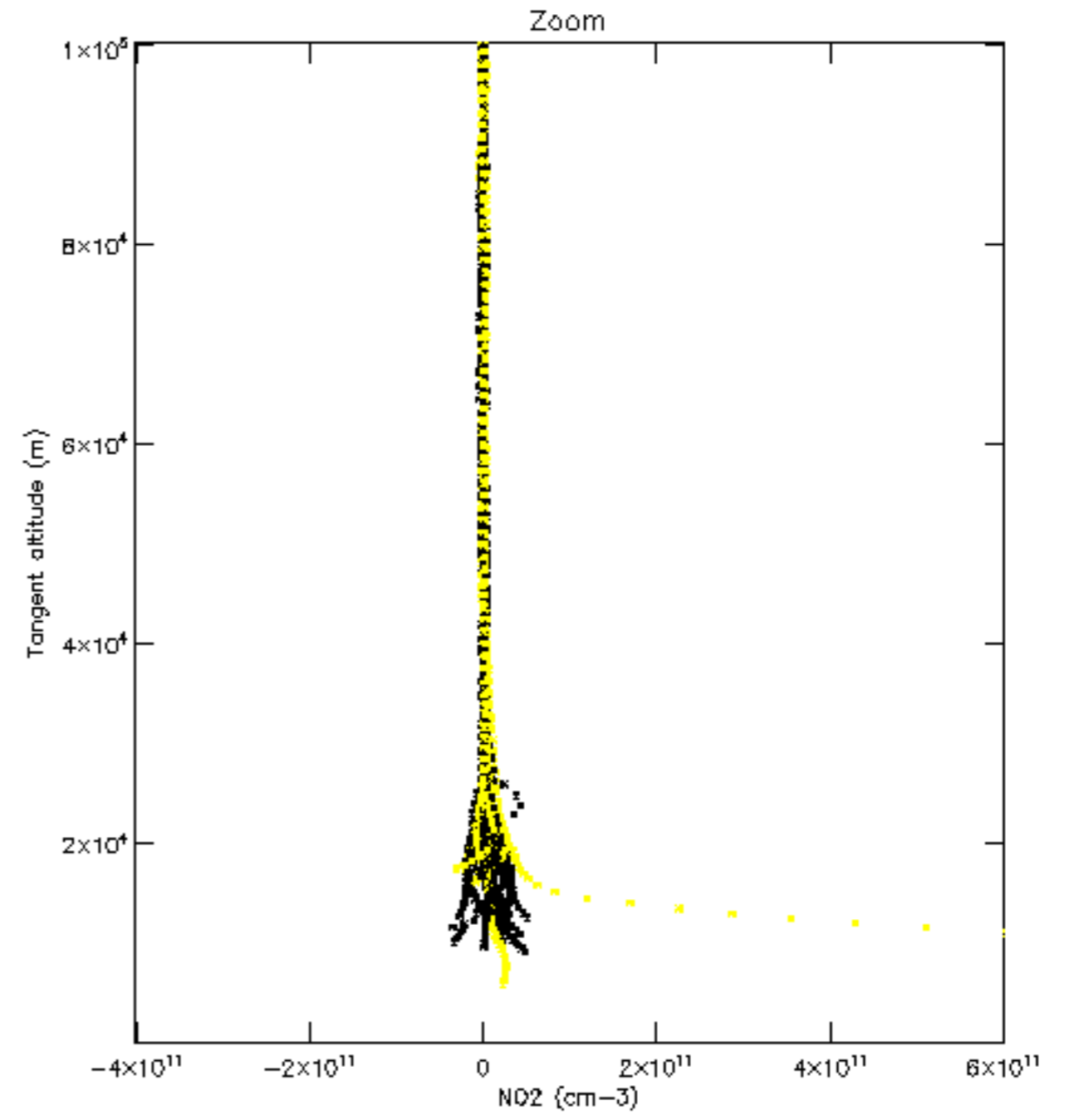
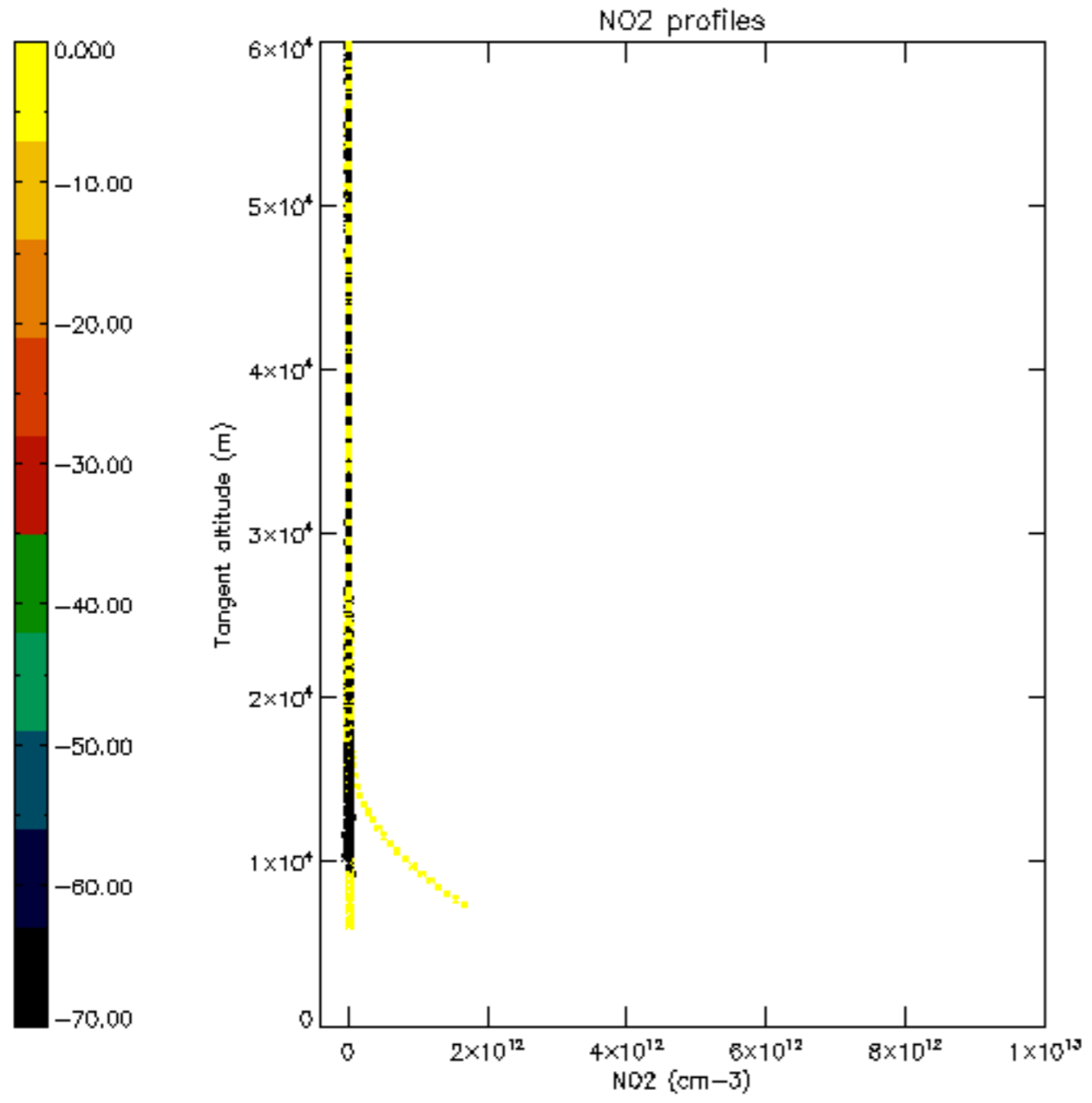


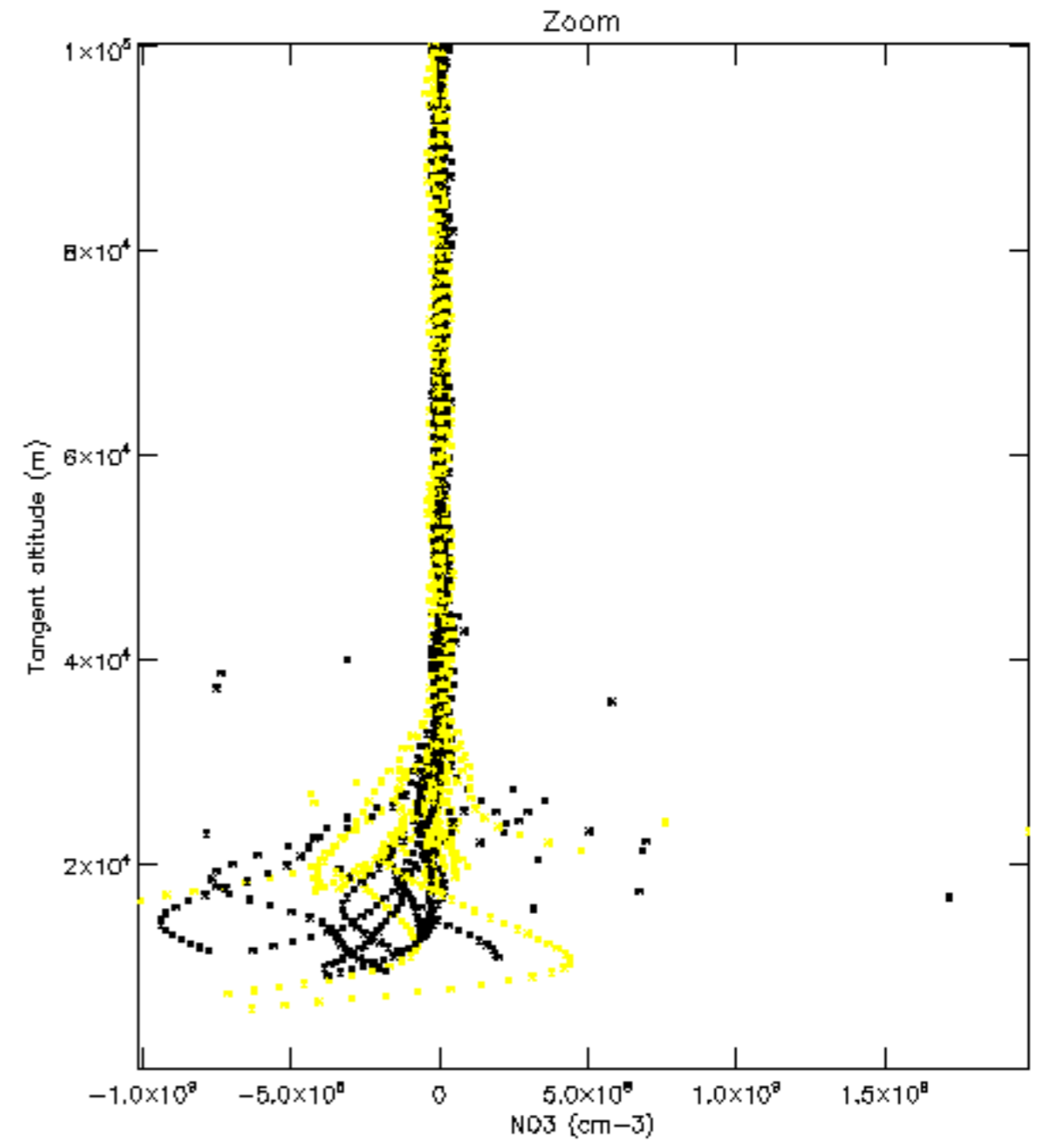
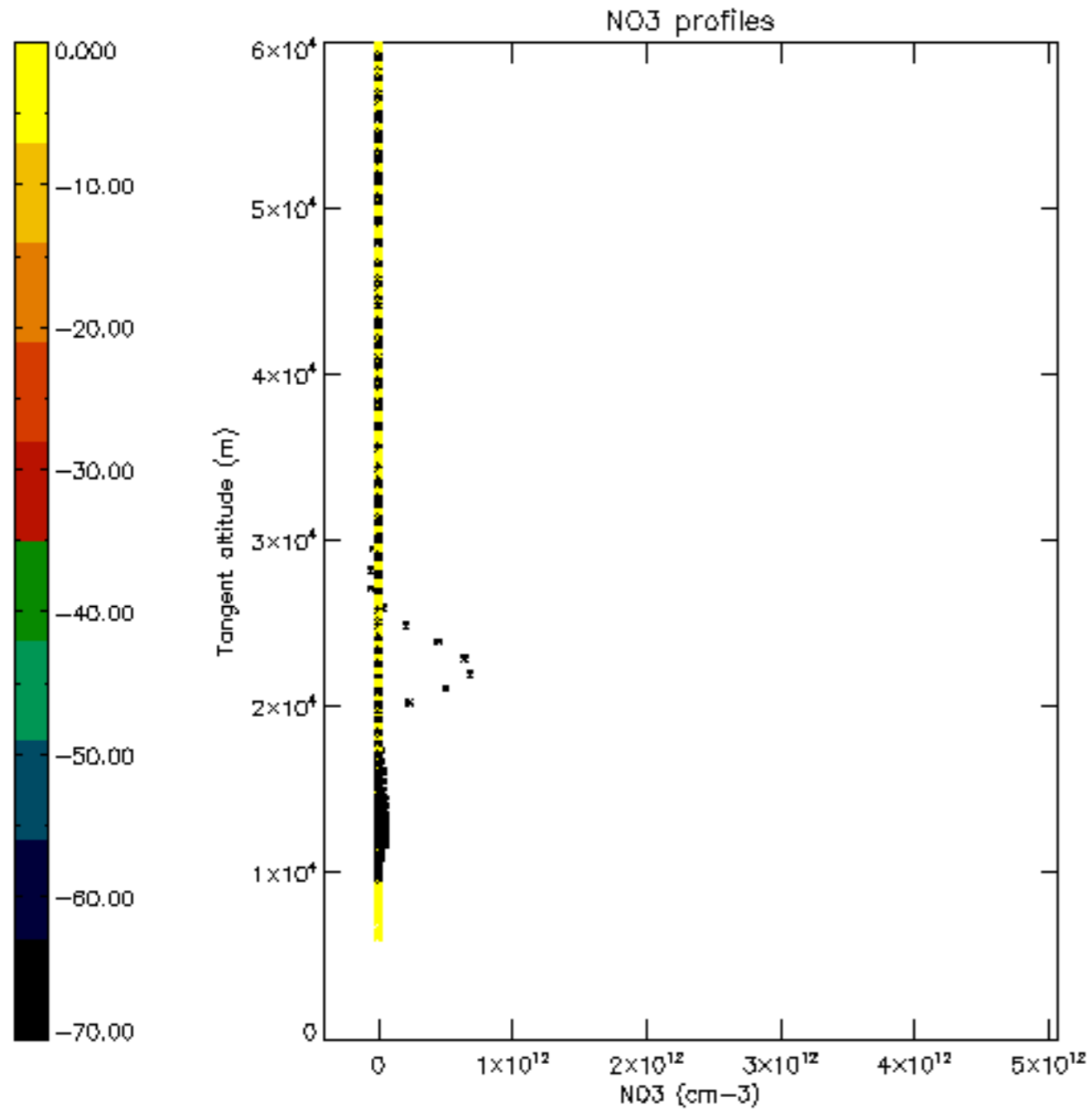


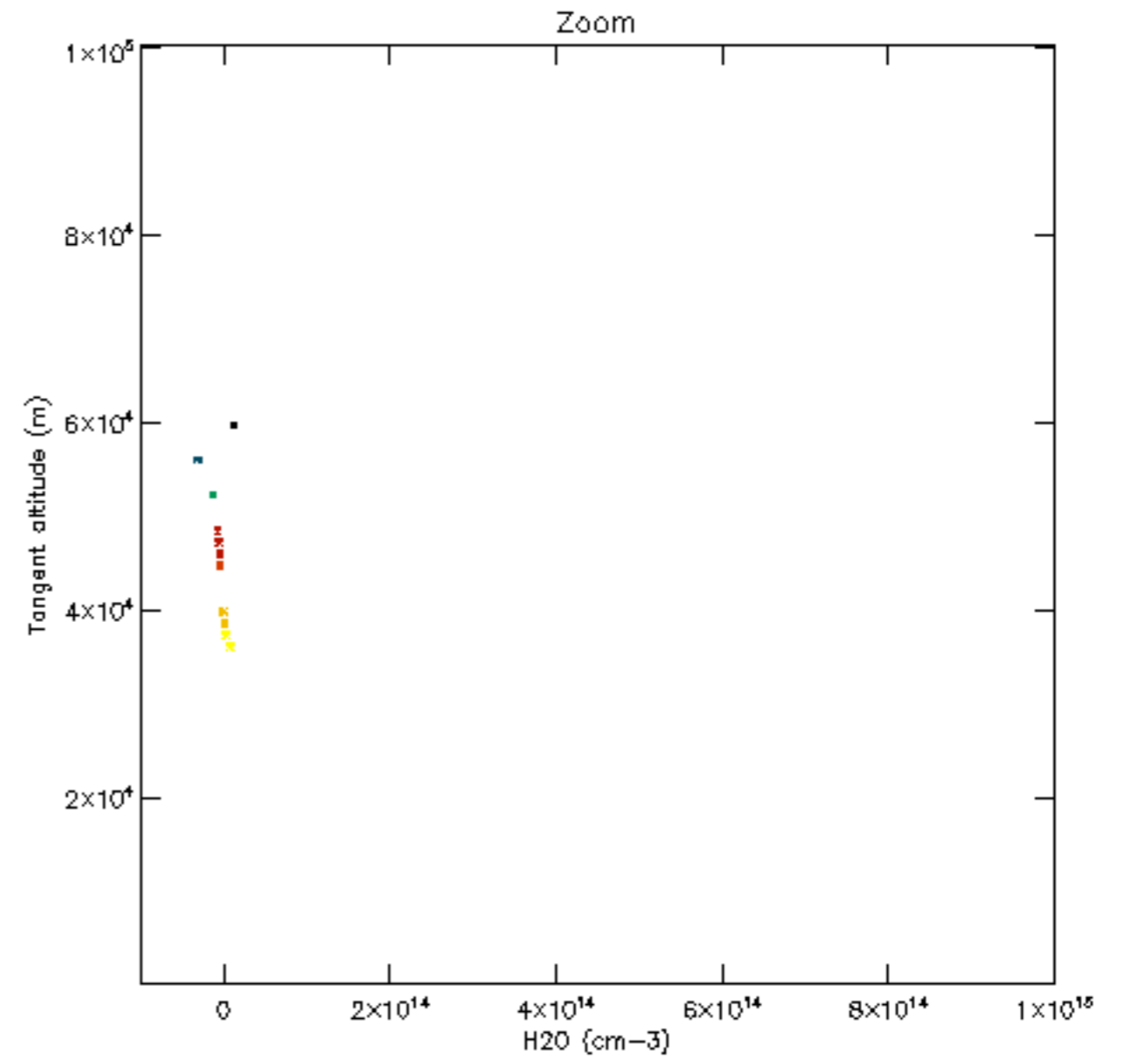
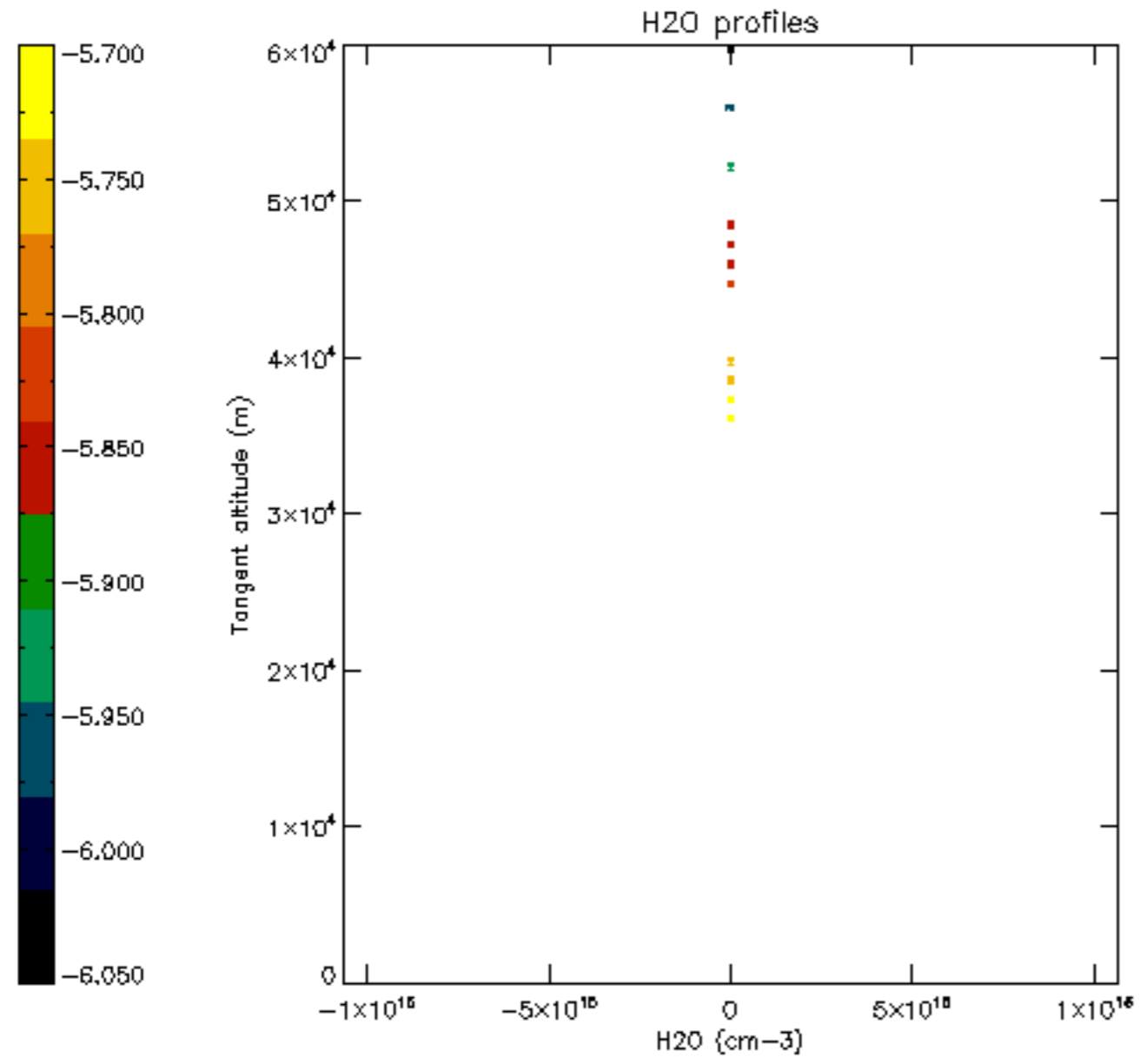




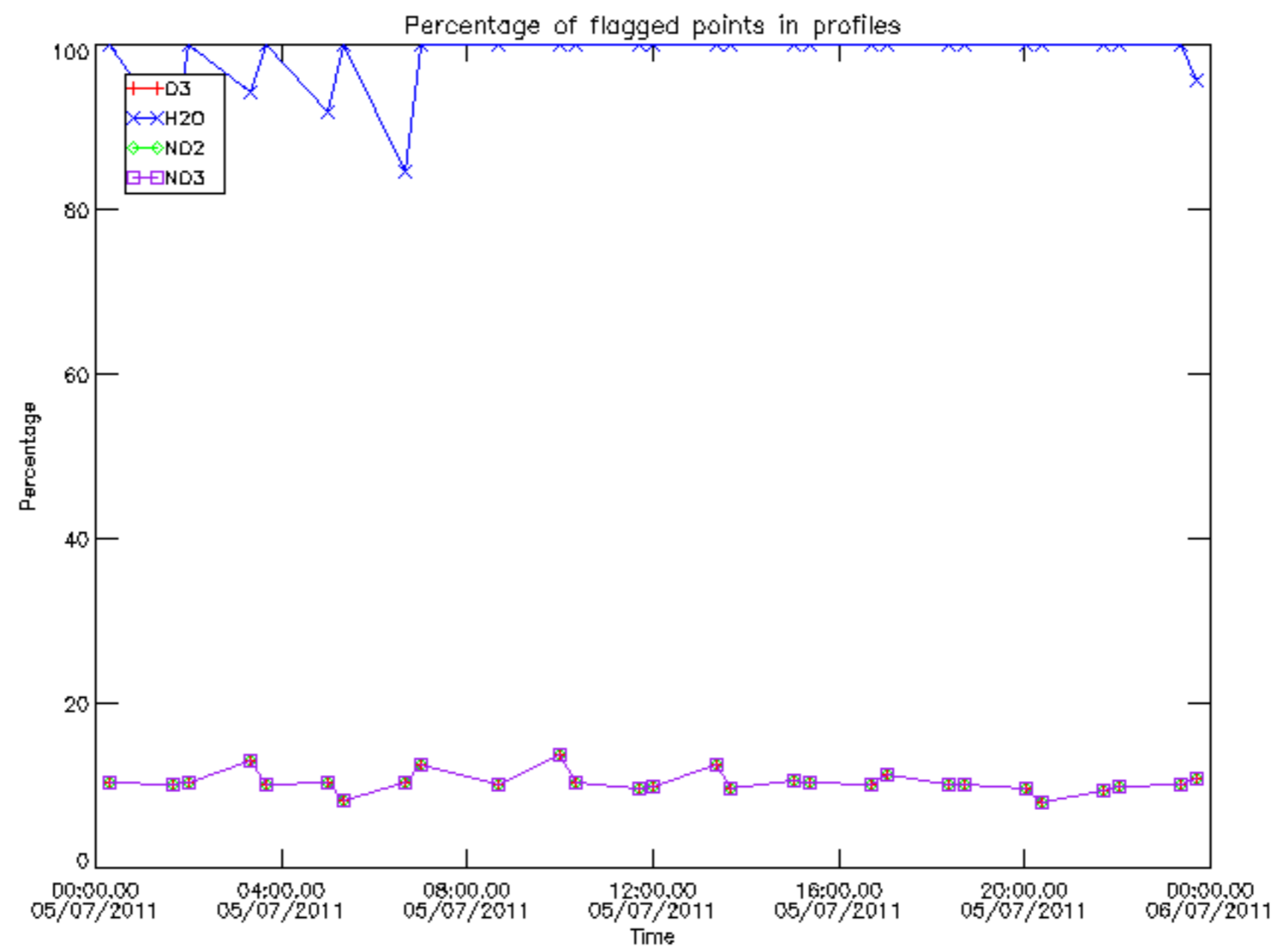




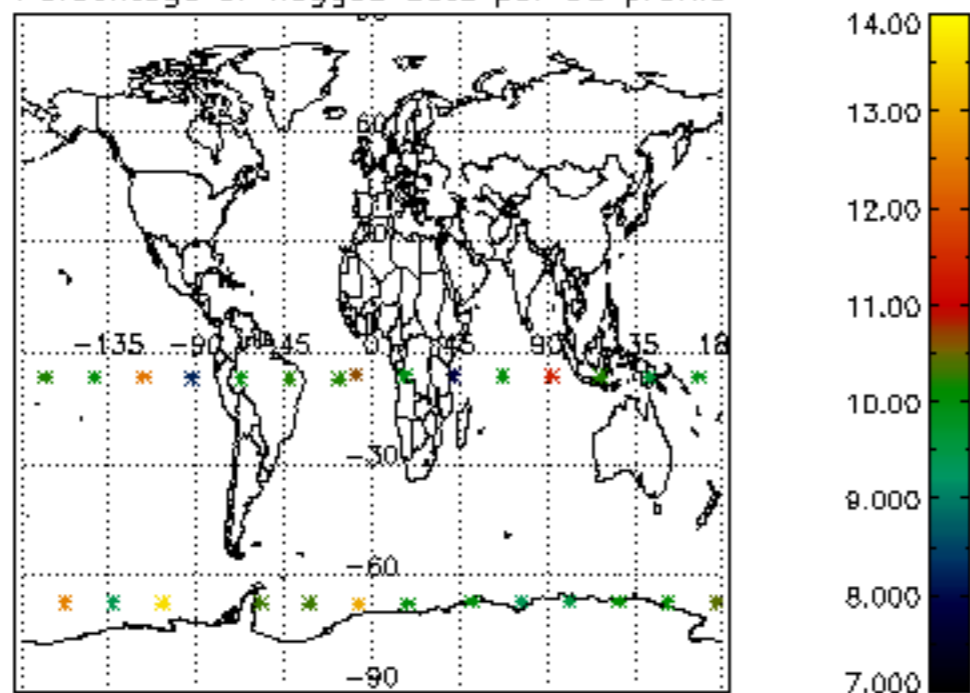




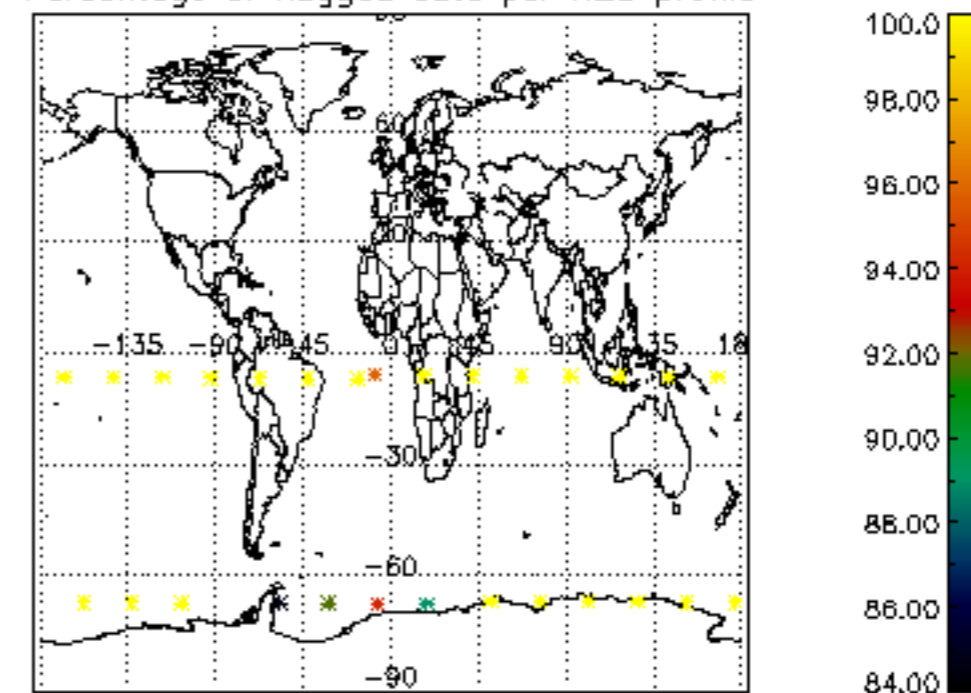




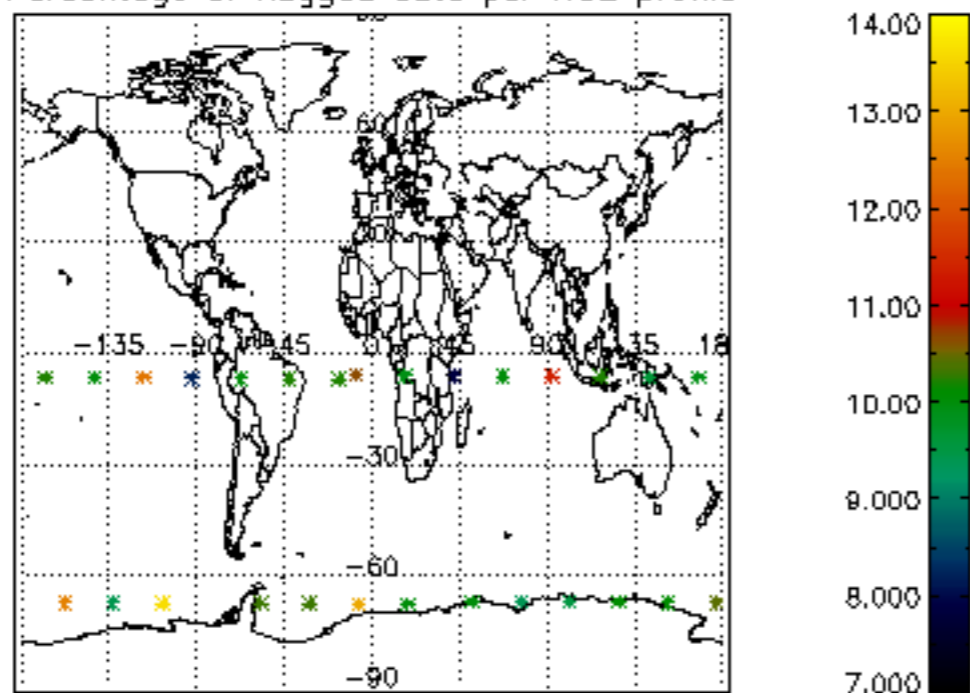
Percentage of flagged data per D3 profile



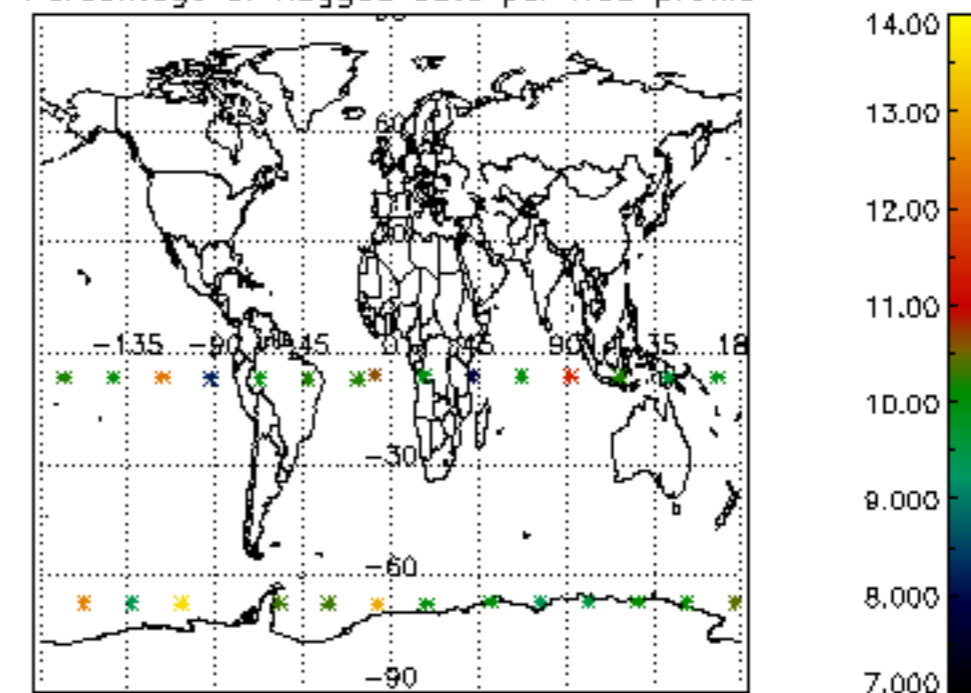
Percentage of flagged data per H2O profile

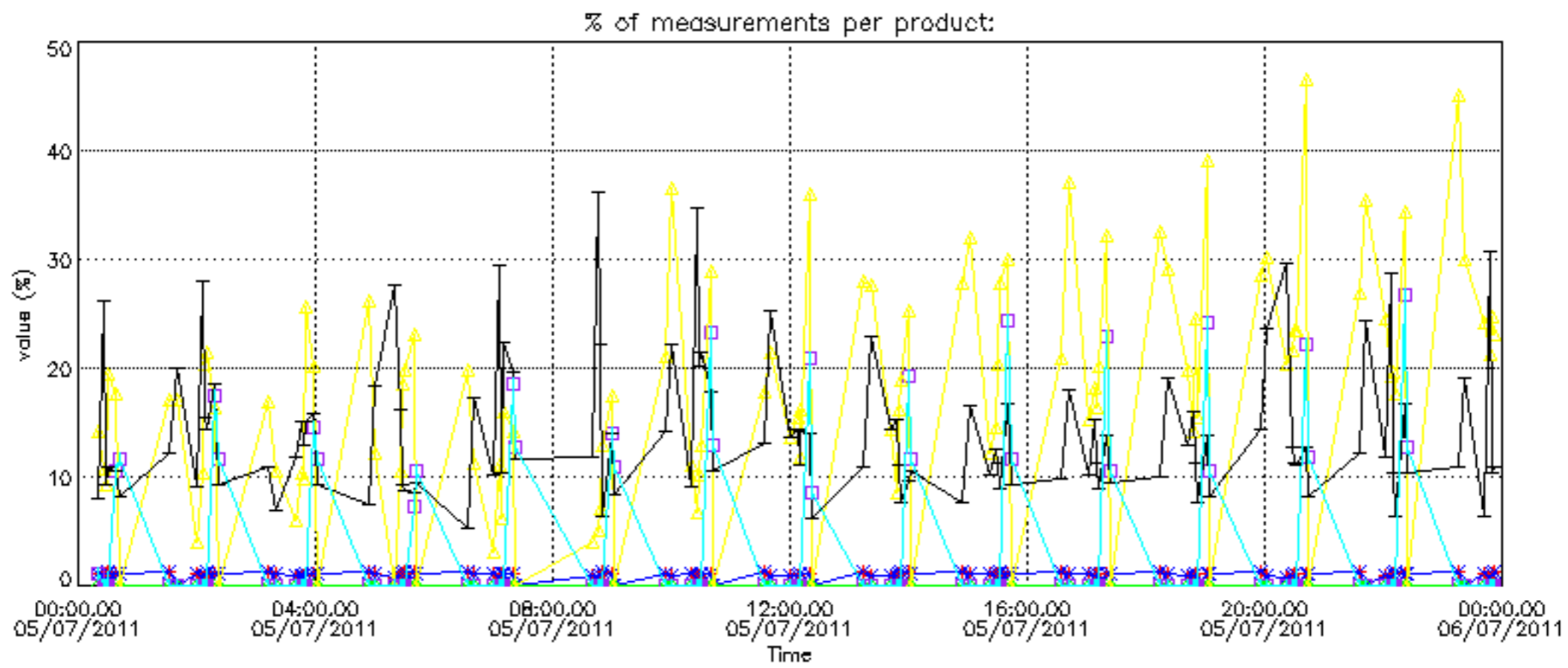
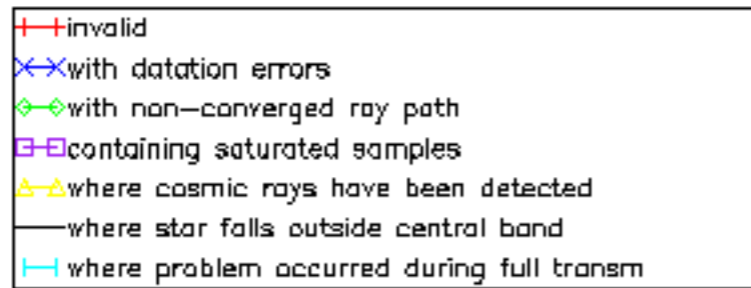


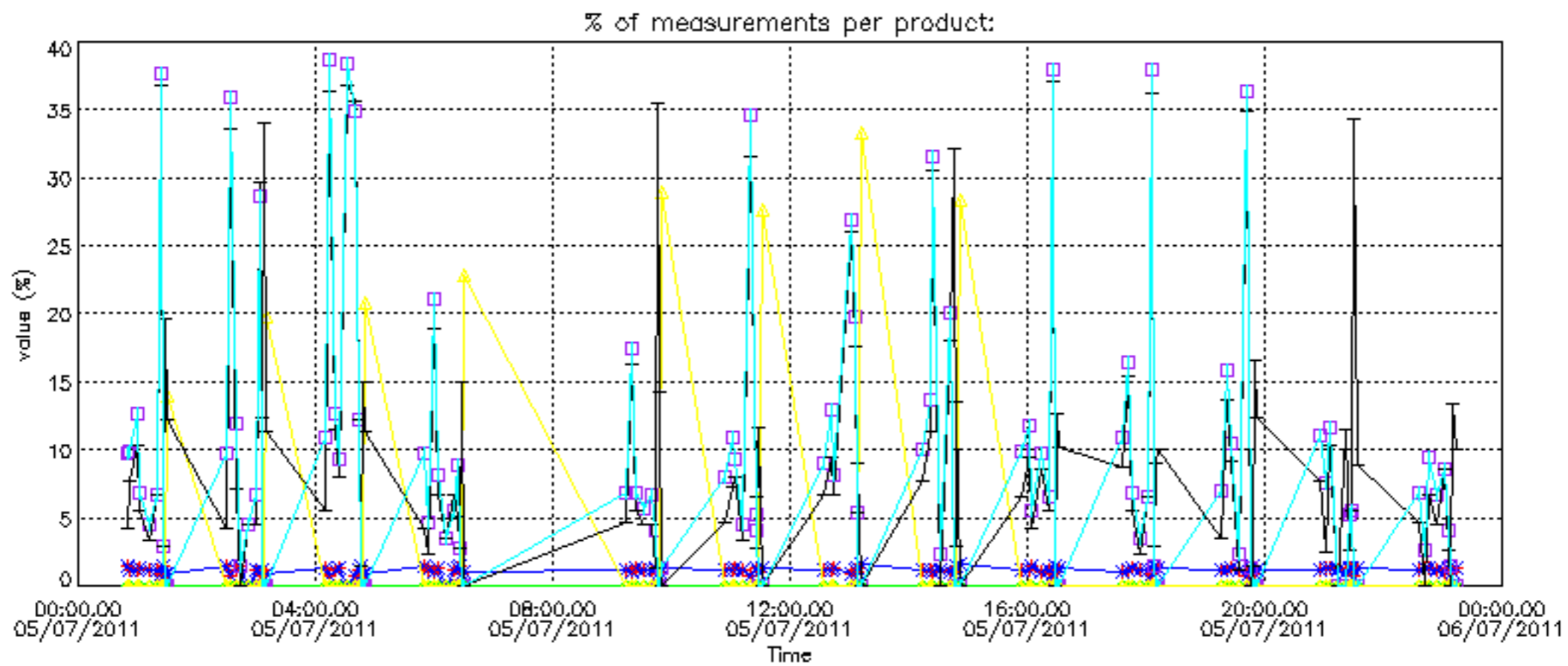
Percentage of flagged data per NO2 profile



Percentage of flagged data per NO3 profile

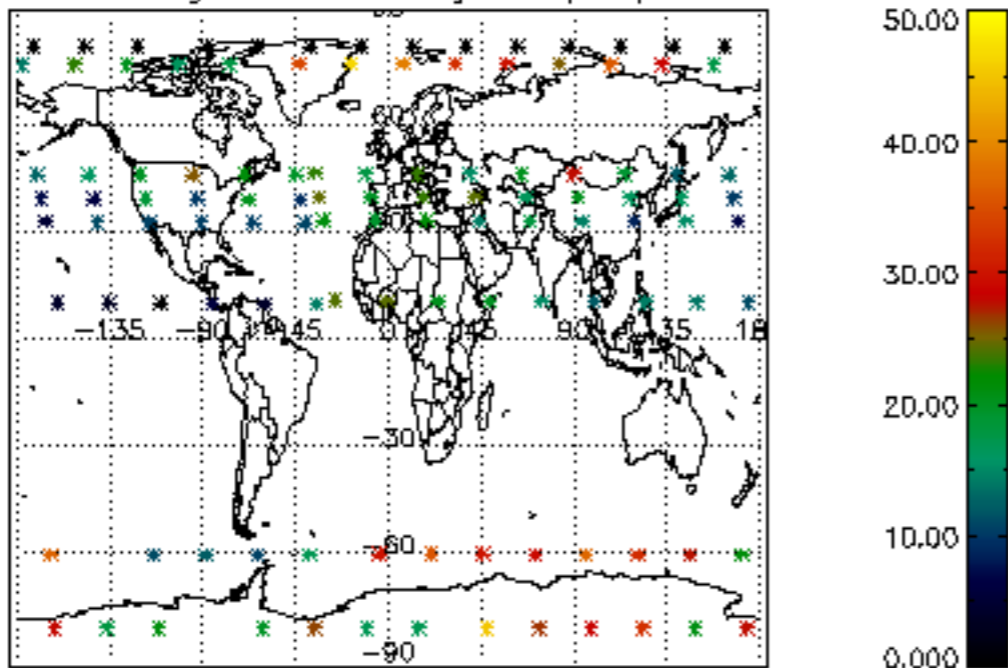




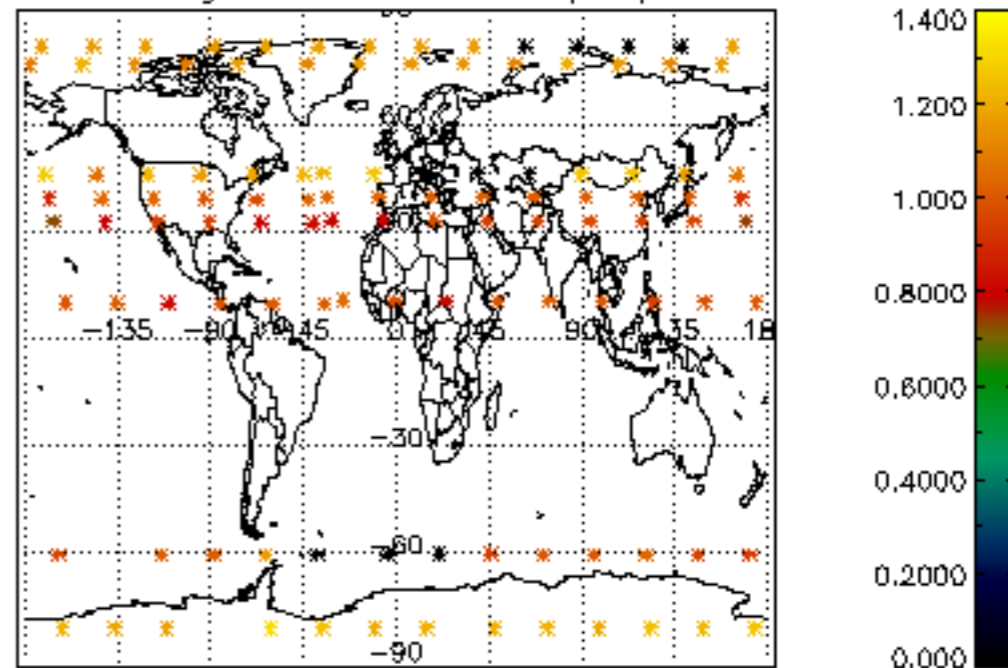




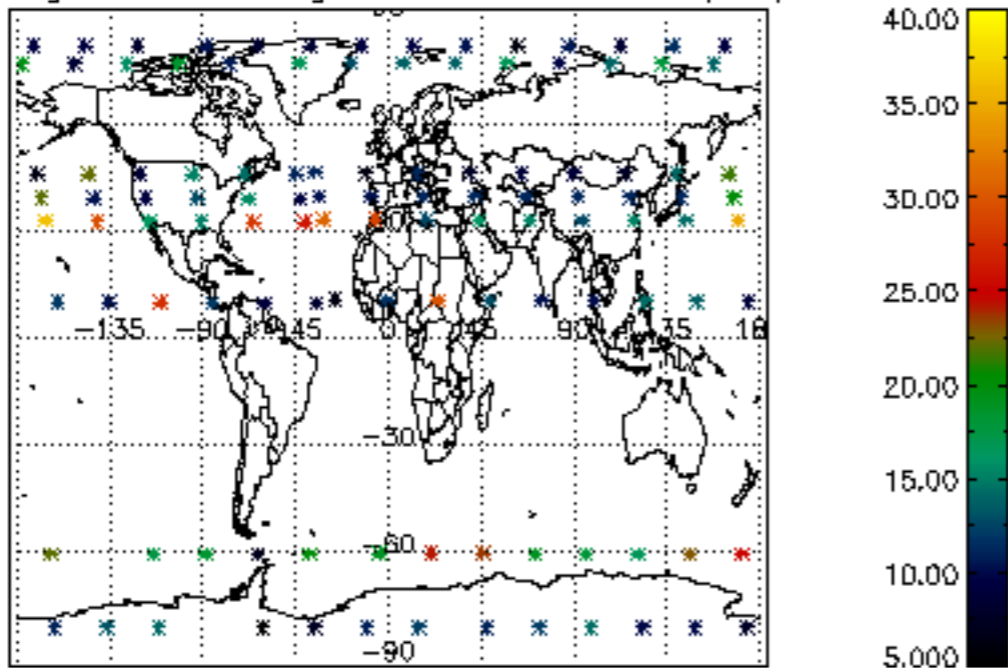
Percentage of cosmic ray hits per profile



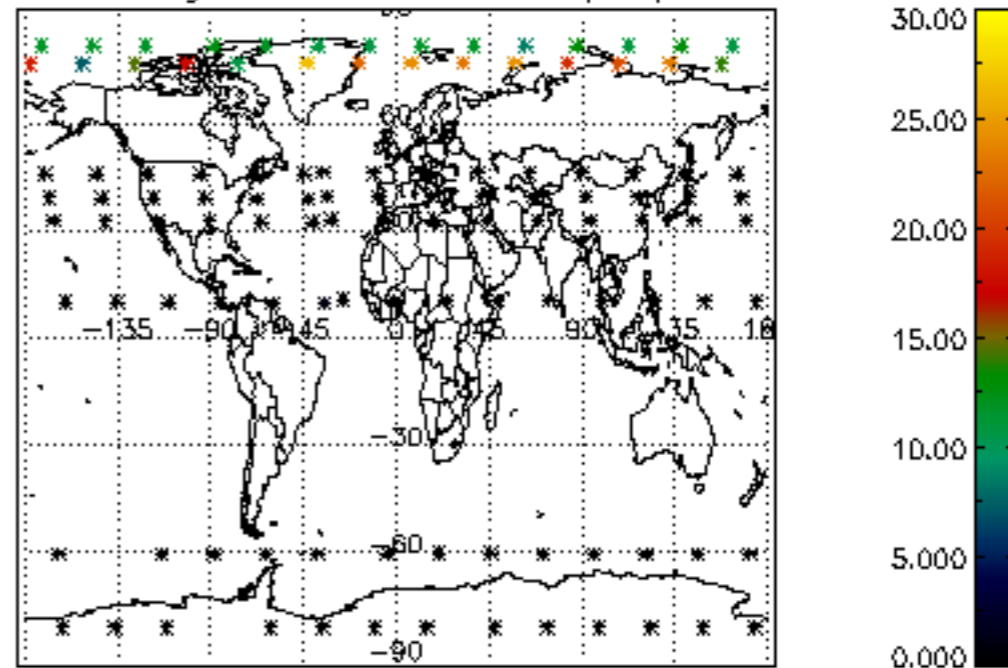
Percentage of datation errors per profile



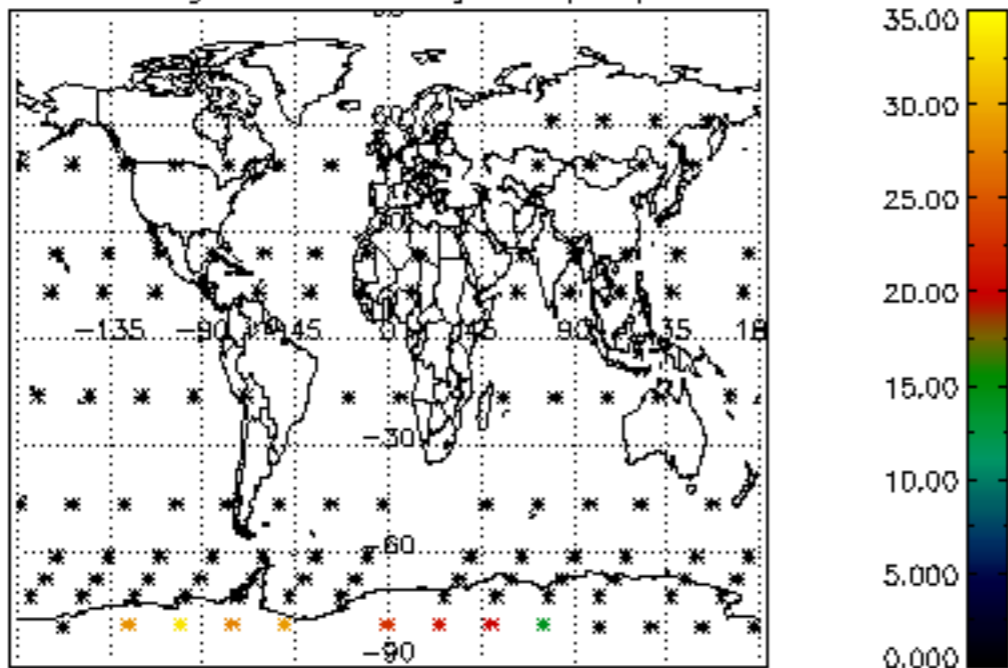
Percentage of star falling outside central band per profile



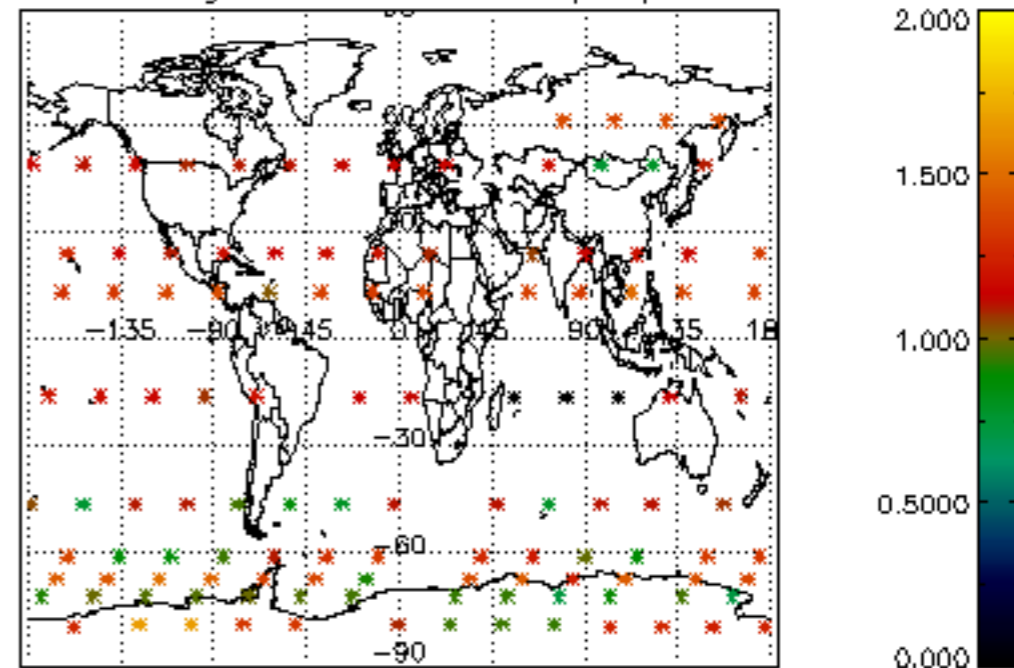
Percentage of saturation errors per profile



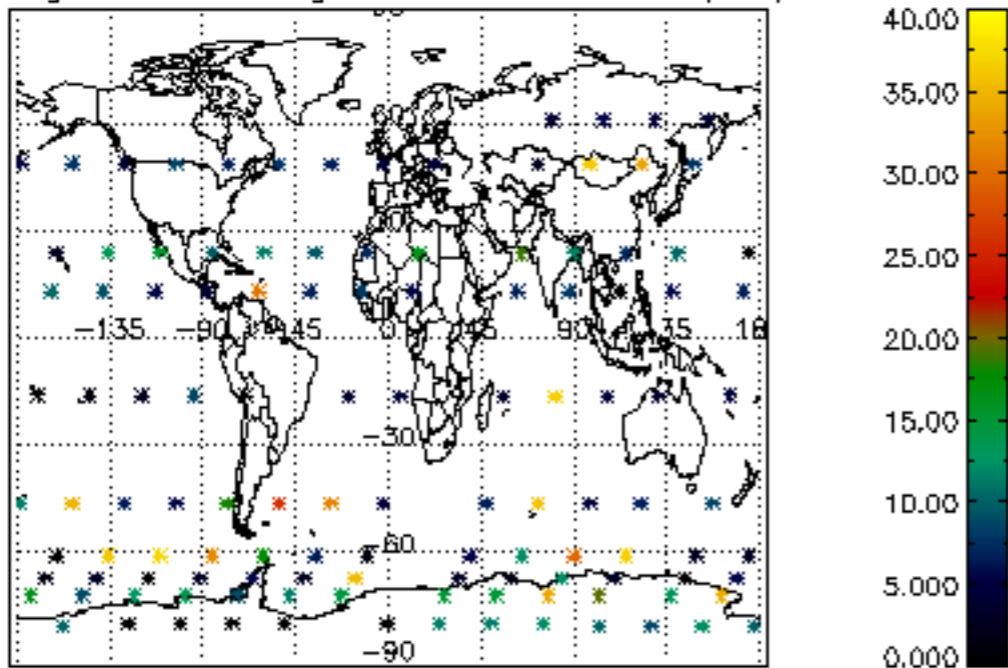
Percentage of cosmic ray hits per profile



Percentage of datation errors per profile



Percentage of star falling outside central band per profile



Percentage of saturation errors per profile

