

GOMOS Level 2 Daily Report

SUMMARY

[1. General Info](#)

[2. Summary of processed GOM_NL_2P products](#)

[3. Level 2 Quality information per product](#)

[3.1 Plot of level 2 quality information per product \(time dependant\)](#)

[3.2 Plot of level 2 quality information per product \(world map\)](#)

[4. Level 1 Quality information per product \(stored on level 2 products\)](#)

[4.1 Plot of level 1 quality information per product \(time dependant\)](#)

[4.1.1 Plot of level 1 quality information per product \(time dependant\): ASCENDING](#)

[4.1.2 Plot of level 1 quality information per product \(time dependant\): DESCENDING](#)

[4.2 Plot of level 1 quality information per product \(world map\)](#)

[4.2.1 Plot of level 1 quality information per product \(world map\): ASCENDING](#)

[4.2.2 Plot of level 1 quality information per product \(world map\): DESCENDING](#)

[5. Ozone profiles based on quality statistics and other trace gas profiles](#)

[5.1 Ozone statistics based on quality of products](#)

[5.2 Plot ozone profiles for all STD \(dark without errors\)](#)

[5.3 Plot ozone profiles where STD < 20% \(dark without errors\)](#)

[5.4. Plot ozone profiles where STD < 10% \(dark without errors\)](#)

[5.5. Plot ozone profiles where STD < 5% \(dark without errors\)](#)

[5.6 Plot NO2 profiles for all STD \(dark without errors\)](#)

[5.7 Plot NO3 profiles for all STD \(dark without errors\)](#)

[5.8 Plot H2O profiles \(only for occultations of stars 1,2,3,4,13,14,16,26,63 dark without errors\) for all STD](#)

[6. Auxiliary Data Files used for the production reported in section 2](#)

This report presents the daily analysis on parameters extracted from GOMOS level 2 data (GOM_NL__2P). It is intended to monitor some important parameters that will impact the quality of these products. A list of level 2 products (and content) that have arrived during the reporting day to the PCF is also given.

Item	Value
Time of report generation	24APR2013 15:26:26
Data source version	GOMOS/6.01
Start time of products	04-07-2011 (04JUL2011 00:00:00)
Stop time of products	05-07-2011 (05JUL2011 00:00:00)
Store outputs in DB	Yes
Nb of level 2 prods	258
Nb of prods with errors	0

2. Summary of processed GOM_NL__2P products.

Nr	Filename	UTC Start time	Limb	Duration	Star Id	Star Name	Star Mag	Star Temp	Nb Meas	Orbit	Prod. error
1	GOM_NL__2PRFIN20110704_000742_000000453104_00131_48852_1137.N1	04-JUL-2011 00:07:42	Bright	44.500	89	5Alp Cep	2.4510	8000.0	89	48852	No
2	GOM_NL__2PRFIN20110704_001605_000000513104_00131_48852_1138.N1	04-JUL-2011 00:16:05	Bright	51.000	76	27Gam Cas	2.3000	30000.	102	48852	No
3	GOM_NL__2PRFIN20110704_002011_000000373104_00131_48852_1139.N1	04-JUL-2011 00:20:11	Bright	37.000	160	23Gam Per	2.9300	4700.0	74	48852	No
4	GOM_NL__2PRFIN20110704_002159_000000353104_00131_48852_1140.N1	04-JUL-2011 00:21:59	Bright	35.000	175	39Del Per	3.0100	19400.	70	48852	No
5	GOM_NL__2PRFIN20110704_002332_000000533104_00131_48852_1141.N1	04-JUL-2011 00:23:32	Bright	53.000	73	57Gam1And	2.2600	13100.	106	48852	No
6	GOM_NL__2PRFIN20110704_002618_000000503104_00131_48852_1142.N1	04-JUL-2011 00:26:18	Twilight	50.000	173	4Bet Tri	3.0040	8900.0	100	48852	No
7	GOM_NL__2PRFIN20110704_002900_000000433104_00131_48852_1143.N1	04-JUL-2011 00:29:00	Twilight	42.500	146	25Eta Tau	2.8730	15200.	85	48852	No
8	GOM_NL__2PRFIN20110704_003551_000000513104_00131_48852_1144.N1	04-JUL-2011 00:35:51	Dark	51.000	94	92Alp Cet	2.5260	3100.0	102	48852	No
9	GOM_NL__2PRFIN20110704_005535_000000533104_00132_48853_1146.N1	04-JUL-2011 00:55:35	Dark	52.500	84	Alp Phe	2.3970	4500.0	105	48853	No
10	GOM_NL__2PRFIN20110704_010158_000000573104_00132_48853_1147.N1	04-JUL-2011 01:01:58	Straylight	57.000	63	Bet Gru	2.1500	2800.0	114	48853	No
11	GOM_NL__2PRFIN20110704_010350_000000483104_00132_48853_1148.N1	04-JUL-2011 01:03:50	Straylight	48.000	31	Alp Gru	1.7340	15200.	96	48853	No
12	GOM_NL__2PRFIN20110704_010550_000000453104_00132_48853_1149.N1	04-JUL-2011 01:05:50	Straylight	44.500	45	Alp Pav	1.9400	26000.	89	48853	No
13	GOM_NL__2PRFIN20110704_011507_000000463104_00132_48853_1150.N1	04-JUL-2011 01:15:07	Twilight	45.500	103	38Zet Sgr	2.6000	9700.0	91	48853	No
14	GOM_NL__2PRFIN20110704_011747_000000443104_00132_48853_1151.N1	04-JUL-2011 01:17:47	Bright	43.500	155	41Pi Sgr	2.9000	6600.0	87	48853	No
15	GOM_NL__2PRFIN20110704_012557_000000373104_00132_48853_1152.N1	04-JUL-2011 01:25:57	Bright	37.000	126	60Bet Oph	2.7700	4250.0	74	48853	No
16	GOM_NL__2PRFIN20110704_012814_000000403104_00132_48853_1153.N1	04-JUL-2011 01:28:14	Bright	39.500	59	55Alp Oph	2.0800	8900.0	79	48853	No
17	GOM_NL__2PRFIN20110704_012938_000000463104_00132_48853_1154.N1	04-JUL-2011 01:29:38	Bright	46.000	168	17Zet Aql	2.9860	11000.	92	48853	No
18	GOM_NL__2PRFIN20110704_013639_000000443104_00132_48853_1155.N1	04-JUL-2011 01:36:39	Bright	43.500	5	3Alp Lyr	0.033000	11000.	87	48853	No
19	GOM_NL__2PRFIN20110704_013933_000000383104_00132_48853_1156.N1	04-JUL-2011 01:39:33	Bright	38.000	130	23Bet Dra	2.7990	5800.0	76	48853	No
20	GOM_NL__2PRFIN20110704_014755_000000463104_00132_48853_1157.N1	04-JUL-2011 01:47:55	Bright	45.500	89	5Alp Cep	2.4510	8000.0	91	48853	No
21	GOM_NL__2PRFIN20110704_015618_000000453104_00132_48853_1158.N1	04-JUL-2011 01:56:18	Bright	45.000	76	27Gam Cas	2.3000	30000.	90	48853	No
22	GOM_NL__2PRFIN20110704_020025_000000573104_00132_48853_1159.N1	04-JUL-2011 02:00:25	Bright	57.000	160	23Gam Per	2.9300	4700.0	114	48853	No
23	GOM_NL__2PRFIN20110704_020213_000000553104_00132_48853_1160.N1	04-JUL-2011 02:02:13	Bright	55.000	175	39Del Per	3.0100	19400.	110	48853	No
24	GOM_NL__2PRFIN20110704_020346_000000503104_00132_48853_1161.N1	04-JUL-2011 02:03:46	Bright	50.000	73	57Gam1And	2.2600	13100.	100	48853	No
25	GOM_NL__2PRFIN20110704_020632_000000513104_00132_48853_1162.N1	04-JUL-2011 02:06:32	Twilight	51.000	173	4Bet Tri	3.0040	8900.0	102	48853	No
26	GOM_NL__2PRFIN20110704_020914_000000403104_00132_48853_1163.N1	04-JUL-2011 02:09:14	Twilight	40.000	146	25Eta Tau	2.8730	15200.	80	48853	No
27	GOM_NL__2PRFIN20110704_021605_000000483104_00132_48853_1164.N1	04-JUL-2011 02:16:05	Dark	48.000	94	92Alp Cet	2.5260	3100.0	96	48853	No
28	GOM_NL__2PRFIN20110704_023550_000000633104_00133_48854_1159.N1	04-JUL-2011 02:35:50	Dark	63.000	84	Alp Phe	2.3970	4500.0	126	48854	No
29	GOM_NL__2PRFIN20110704_024213_000000563104_00133_48854_1160.N1	04-JUL-2011 02:42:13	Straylight	56.000	63	Bet Gru	2.1500	2800.0	112	48854	No
30	GOM_NL__2PRFIN20110704_024405_000000513104_00133_48854_1161.N1	04-JUL-2011 02:44:05	Straylight	51.000	31	Alp Gru	1.7340	15200.	102	48854	No
31	GOM_NL__2PRFIN20110704_024605_000000413104_00133_48854_1162.N1	04-JUL-2011 02:46:05	Straylight	41.000	45	Alp Pav	1.9400	26000.	82	48854	No
32	GOM_NL__2PRFIN20110704_025521_000000463104_00133_48854_1163.N1	04-JUL-2011 02:55:21	Twilight	46.000	103	38Zet Sgr	2.6000	9700.0	92	48854	No
33	GOM_NL__2PRFIN20110704_025801_000000443104_00133_48854_1164.N1	04-JUL-2011 02:58:01	Bright	43.500	155	41Pi Sgr	2.9000	6600.0	87	48854	No
34	GOM_NL__2PRFIN20110704_030611_000000373104_00133_48854_1165.N1	04-JUL-2011 03:06:11	Bright	37.000	126	60Bet Oph	2.7700	4250.0	74	48854	No
35	GOM_NL__2PRFIN20110704_030829_000000363104_00133_48854_1166.N1	04-JUL-2011 03:08:29	Bright	35.500	59	55Alp Oph	2.0800	8900.0	71	48854	No
36	GOM_NL__2PRFIN20110704_030951_000000443104_00133_48854_1167.N1	04-JUL-2011 03:09:51	Bright	44.000	168	17Zet Aql	2.9860	11000.	88	48854	No
37	GOM_NL__2PRFIN20110704_031652_000000443104_00133_48854_1168.N1	04-JUL-2011 03:16:52	Bright	43.500	5	3Alp Lyr	0.033000	11000.	87	48854	No
38	GOM_NL__2PRFIN20110704_031947_000000343104_00133_48854_1169.N1	04-JUL-2011 03:19:47	Bright	34.000	130	23Bet Dra	2.7990	5800.0	68	48854	No
39	GOM_NL__2PRFIN20110704_032808_000000463104_00133_48854_1170.N1	04-JUL-2011 03:28:08	Bright	45.500	89	5Alp Cep	2.4510	8000.0	91	48854	No
40	GOM_NL__2PRFIN20110704_033632_000000623104_00133_48854_1171.N1	04-JUL-2011 03:36:32	Bright	62.000	76	27Gam Cas	2.3000	30000.	124	48854	No
41	GOM_NL__2PRFIN20110704_034039_000000573104_00133_48854_1172.N1	04-JUL-2011 03:40:39	Bright	57.000	160	23Gam Per	2.9300	4700.0	114	48854	No
42	GOM_NL__2PRFIN20110704_034227_000000373104_00133_48854_1173.N1	04-JUL-2011 03:42:27	Bright	37.000	175	39Del Per	3.0100	19400.	74	48854	No

43	GOM_NL__2PRFIN20110704_034400_000000533104_00133_48854_1174.N1	04-JUL-2011 03:44:00	Bright	53.000	73	57Gam1And	2.2600	13100.	106	48854	No
44	GOM_NL__2PRFIN20110704_034646_000000523104_00133_48854_1175.N1	04-JUL-2011 03:46:46	Twi_and_stray	52.000	173	4Bet Tri	3.0040	8900.0	104	48854	No
45	GOM_NL__2PRFIN20110704_034928_000000393104_00133_48854_1176.N1	04-JUL-2011 03:49:28	Twilight	39.000	146	25Eta Tau	2.8730	15200.	78	48854	No
46	GOM_NL__2PRFIN20110704_035620_000000433104_00133_48854_1177.N1	04-JUL-2011 03:56:20	Dark	43.000	94	92Alp Cet	2.5260	3100.0	86	48854	No
47	GOM_NL__2PRFIN20110704_041605_000000513104_00134_48855_1222.N1	04-JUL-2011 04:16:05	Dark	51.000	84	Alp Phe	2.3970	4500.0	102	48855	No
48	GOM_NL__2PRFIN20110704_042228_000000533104_00134_48855_1223.N1	04-JUL-2011 04:22:28	Straylight	52.500	63	Bet Gru	2.1500	2800.0	105	48855	No
49	GOM_NL__2PRFIN20110704_042419_000000513104_00134_48855_1224.N1	04-JUL-2011 04:24:19	Straylight	50.500	31	Alp Gru	1.7340	15200.	101	48855	No
50	GOM_NL__2PRFIN20110704_042620_000000423104_00134_48855_1225.N1	04-JUL-2011 04:26:20	Straylight	41.500	45	Alp Pav	1.9400	26000.	83	48855	No
51	GOM_NL__2PRFIN20110704_043536_000000463104_00134_48855_1226.N1	04-JUL-2011 04:35:36	Twi_and_stray	46.000	103	38Zet Sgr	2.6000	9700.0	92	48855	No
52	GOM_NL__2PRFIN20110704_043816_000000443104_00134_48855_1227.N1	04-JUL-2011 04:38:16	Bright	43.500	155	41Pi Sgr	2.9000	6600.0	87	48855	No
53	GOM_NL__2PRFIN20110704_044625_000000373104_00134_48855_1228.N1	04-JUL-2011 04:46:25	Bright	37.000	126	60Bet Oph	2.7700	4250.0	74	48855	No
54	GOM_NL__2PRFIN20110704_044843_000000383104_00134_48855_1229.N1	04-JUL-2011 04:48:43	Bright	37.500	59	55Alp Oph	2.0800	8900.0	75	48855	No
55	GOM_NL__2PRFIN20110704_045005_000000443104_00134_48855_1230.N1	04-JUL-2011 04:50:05	Bright	43.500	168	17Zet Aql	2.9860	11000.	87	48855	No
56	GOM_NL__2PRFIN20110704_045706_000000603104_00134_48855_1231.N1	04-JUL-2011 04:57:06	Bright	60.000	5	3Alp Lyr	0.033000	11000.	120	48855	No
57	GOM_NL__2PRFIN20110704_050001_000000363104_00134_48855_1232.N1	04-JUL-2011 05:00:01	Bright	36.000	130	23Bet Dra	2.7990	5800.0	72	48855	No
58	GOM_NL__2PRFIN20110704_050822_000000443104_00134_48855_1233.N1	04-JUL-2011 05:08:22	Bright	43.500	89	5Alp Cep	2.4510	8000.0	87	48855	No
59	GOM_NL__2PRFIN20110704_051646_000000453104_00134_48855_1234.N1	04-JUL-2011 05:16:46	Bright	44.500	76	27Gam Cas	2.3000	30000.	89	48855	No
60	GOM_NL__2PRFIN20110704_052053_000000383104_00134_48855_1235.N1	04-JUL-2011 05:20:53	Bright	38.000	160	23Gam Per	2.9300	4700.0	76	48855	No
61	GOM_NL__2PRFIN20110704_052242_000000353104_00134_48855_1236.N1	04-JUL-2011 05:22:42	Bright	35.000	175	39Del Per	3.0100	19400.	70	48855	No
62	GOM_NL__2PRFIN20110704_052414_000000533104_00134_48855_1237.N1	04-JUL-2011 05:24:14	Bright	53.000	73	57Gam1And	2.2600	13100.	106	48855	No
63	GOM_NL__2PRFIN20110704_052700_000000513104_00134_48855_1238.N1	04-JUL-2011 05:27:00	Twi_and_stray	51.000	173	4Bet Tri	3.0040	8900.0	102	48855	No
64	GOM_NL__2PRFIN20110704_052942_000000383104_00134_48855_1239.N1	04-JUL-2011 05:29:42	Twilight	38.000	146	25Eta Tau	2.8730	15200.	76	48855	No
65	GOM_NL__2PRFIN20110704_053634_000000503104_00134_48855_1240.N1	04-JUL-2011 05:36:34	Dark	49.500	94	92Alp Cet	2.5260	3100.0	99	48855	No
66	GOM_NL__2PRFIN20110704_055620_000000593104_00135_48856_1294.N1	04-JUL-2011 05:56:20	Dark	59.000	84	Alp Phe	2.3970	4500.0	118	48856	No
67	GOM_NL__2PRFIN20110704_060243_000000523104_00135_48856_1295.N1	04-JUL-2011 06:02:43	Straylight	52.000	63	Bet Gru	2.1500	2800.0	104	48856	No
68	GOM_NL__2PRFIN20110704_060434_000000493104_00135_48856_1296.N1	04-JUL-2011 06:04:34	Straylight	48.500	31	Alp Gru	1.7340	15200.	97	48856	No
69	GOM_NL__2PRFIN20110704_060634_000000423104_00135_48856_1297.N1	04-JUL-2011 06:06:34	Straylight	42.000	45	Alp Pav	1.9400	26000.	84	48856	No
70	GOM_NL__2PRFIN20110704_061550_000000423104_00135_48856_1298.N1	04-JUL-2011 06:15:50	Twi_and_stray	42.000	103	38Zet Sgr	2.6000	9700.0	84	48856	No
71	GOM_NL__2PRFIN20110704_061830_000000443104_00135_48856_1299.N1	04-JUL-2011 06:18:30	Bright	43.500	155	41Pi Sgr	2.9000	6600.0	87	48856	No
72	GOM_NL__2PRFIN20110704_062639_000000373104_00135_48856_1300.N1	04-JUL-2011 06:26:39	Bright	36.500	126	60Bet Oph	2.7700	4250.0	73	48856	No
73	GOM_NL__2PRFIN20110704_063720_000000433104_00135_48856_1301.N1	04-JUL-2011 06:37:20	Bright	43.000	5	3Alp Lyr	0.033000	11000.	86	48856	No
74	GOM_NL__2PRFIN20110704_064015_000000373104_00135_48856_1302.N1	04-JUL-2011 06:40:15	Bright	37.000	130	23Bet Dra	2.7990	5800.0	74	48856	No
75	GOM_NL__2PRFIN20110704_064835_000000433104_00135_48856_1303.N1	04-JUL-2011 06:48:35	Bright	42.500	89	5Alp Cep	2.4510	8000.0	85	48856	No
76	GOM_NL__2PRFIN20110704_065659_000000463104_00135_48856_1304.N1	04-JUL-2011 06:56:59	Bright	45.500	76	27Gam Cas	2.3000	30000.	91	48856	No
77	GOM_NL__2PRFIN20110704_070107_000000463104_00135_48856_1305.N1	04-JUL-2011 07:01:07	Bright	45.500	160	23Gam Per	2.9300	4700.0	91	48856	No
78	GOM_NL__2PRFIN20110704_070256_000000353104_00135_48856_1306.N1	04-JUL-2011 07:02:56	Bright	35.000	175	39Del Per	3.0100	19400.	70	48856	No
79	GOM_NL__2PRFIN20110704_070428_000000523104_00135_48856_1307.N1	04-JUL-2011 07:04:28	Bright	52.000	73	57Gam1And	2.2600	13100.	104	48856	No
80	GOM_NL__2PRFIN20110704_070714_000000513104_00135_48856_1308.N1	04-JUL-2011 07:07:14	Twi_and_stray	51.000	173	4Bet Tri	3.0040	8900.0	102	48856	No
81	GOM_NL__2PRFIN20110704_070957_000000413104_00135_48856_1309.N1	04-JUL-2011 07:09:57	Twilight	40.500	146	25Eta Tau	2.8730	15200.	81	48856	No
82	GOM_NL__2PRFIN20110704_071649_000000503104_00135_48856_1310.N1	04-JUL-2011 07:16:49	Dark	49.500	94	92Alp Cet	2.5260	3100.0	99	48856	No
83	GOM_NL__2PRFIN20110704_073635_000000503104_00136_48857_1309.N1	04-JUL-2011 07:36:35	Dark	50.000	84	Alp Phe	2.3970	4500.0	100	48857	No
84	GOM_NL__2PRFIN20110704_074258_000000643104_00136_48857_1310.N1	04-JUL-2011 07:42:58	Straylight	64.000	63	Bet Gru	2.1500	2800.0	128	48857	No
85	GOM_NL__2PRFIN20110704_074449_000000483104_00136_48857_1311.N1	04-JUL-2011 07:44:49	Straylight	47.500	31	Alp Gru	1.7340	15200.	95	48857	No
86	GOM_NL__2PRFIN20110704_074649_000000423104_00136_48857_1312.N1	04-JUL-2011 07:46:49	Straylight	42.000	45	Alp Pav	1.9400	26000.	84	48857	No
87	GOM_NL__2PRFIN20110704_075605_000000453104_00136_48857_1313.N1	04-JUL-2011 07:56:05	Twi_and_stray	45.000	103	38Zet Sgr	2.6000	9700.0	90	48857	No
88	GOM_NL__2PRFIN20110704_075844_000000433104_00136_48857_1314.N1	04-JUL-2011 07:58:44	Bright	42.500	155	41Pi Sgr	2.9000	6600.0	85	48857	No
89	GOM_NL__2PRFIN20110704_080653_000000373104_00136_48857_1315.N1	04-JUL-2011 08:06:53	Bright	36.500	126	60Bet Oph	2.7700	4250.0	73	48857	No
90	GOM_NL__2PRFIN20110704_081734_000000453104_00136_48857_1316.N1	04-JUL-2011 08:17:34	Bright	44.500	5	3Alp Lyr	0.033000	11000.	89	48857	No
91	GOM_NL__2PRFIN20110704_082029_000000383104_00136_48857_1317.N1	04-JUL-2011 08:20:29	Bright	37.500	130	23Bet Dra	2.7990	5800.0	75	48857	No
92	GOM_NL__2PRFIN20110704_082849_000000453104_00136_48857_1318.N1	04-JUL-2011 08:28:49	Bright	44.500	89	5Alp Cep	2.4510	8000.0	89	48857	No
93	GOM_NL__2PRFIN20110704_083713_000000663104_00136_48857_1319.N1	04-JUL-2011 08:37:13	Bright	66.000	76	27Gam Cas	2.3000	30000.	132	48857	No
94	GOM_NL__2PRFIN20110704_084121_000000573104_00136_48857_1320.N1	04-JUL-2011 08:41:21	Bright	57.000	160	23Gam Per	2.9300	4700.0	114	48857	No
95	GOM_NL__2PRFIN20110704_084310_000000483104_00136_48857_1321.N1	04-JUL-2011 08:43:10	Bright	48.000	175	39Del Per	3.0100	19400.	96	48857	No
96	GOM_NL__2PRFIN20110704_084442_000000683104_00136_48857_1322.N1	04-JUL-2011 08:44:42	Bright	68.000	73	57Gam1And	2.2600	13100.	136	48857	No
97	GOM_NL__2PRFIN20110704_084728_000000523104_00136_48857_1323.N1	04-JUL-2011 08:47:28	Twi_and_stray	52.000	173	4Bet Tri	3.0040	8900.0	104	48857	No
98	GOM_NL__2PRFIN20110704_085011_000000413104_00136_48857_1324.N1	04-JUL-2011 08:50:11	Twilight	41.000	146	25Eta Tau	2.8730	15200.	82	48857	No
99	GOM_NL__2PRFIN20110704_085703_000000503104_00136_48857_1325.N1	04-JUL-2011 08:57:03	Dark	50.000	94	92Alp Cet	2.5260	3100.0	100	48857	No
100	GOM_NL__2PRFIN20110704_091650_000000513104_00137_48858_1415.N1	04-JUL-2011 09:16:50	Dark	50.500	84	Alp Phe	2.3970	4500.0	101	48858	No
101	GOM_NL__2PRFIN20110704_092313_000000683104_00137_48858_1416.N1	04-JUL-2011 09:23:13	Straylight	68.000	63	Bet Gru	2.1500	2800.0	136	48858	No

102	GOM_NL__2PRFIN20110704_092504_000000523104_00137_48858_1417.N1	04-JUL-2011 09:25:04	Straylight	52.000	31	Alp Gru	1.7340	15200.	104	48858	No
103	GOM_NL__2PRFIN20110704_092703_000000443104_00137_48858_1418.N1	04-JUL-2011 09:27:03	Straylight	43.500	45	Alp Pav	1.9400	26000.	87	48858	No
104	GOM_NL__2PRFIN20110704_093619_000000453104_00137_48858_1419.N1	04-JUL-2011 09:36:19	Twilight	45.000	103	38Zet Sgr	2.6000	9700.0	90	48858	No
105	GOM_NL__2PRFIN20110704_093858_000000433104_00137_48858_1420.N1	04-JUL-2011 09:38:58	Bright	43.000	155	41Pi Sgr	2.9000	6600.0	86	48858	No
106	GOM_NL__2PRFIN20110704_094707_000000373104_00137_48858_1421.N1	04-JUL-2011 09:47:07	Bright	37.000	126	60Bet Oph	2.7700	4250.0	74	48858	No
107	GOM_NL__2PRFIN20110704_094925_000000383104_00137_48858_1422.N1	04-JUL-2011 09:49:25	Bright	37.500	59	55Alp Oph	2.0800	8900.0	75	48858	No
108	GOM_NL__2PRFIN20110704_095747_000000463104_00137_48858_1423.N1	04-JUL-2011 09:57:47	Bright	46.000	5	3Alp Lyr	0.033000	11000.	92	48858	No
109	GOM_NL__2PRFIN20110704_100042_000000383104_00137_48858_1424.N1	04-JUL-2011 10:00:42	Bright	38.000	130	23Bet Dra	2.7990	5800.0	76	48858	No
110	GOM_NL__2PRFIN20110704_100902_000000453104_00137_48858_1425.N1	04-JUL-2011 10:09:02	Bright	44.500	89	5Alp Cep	2.4510	8000.0	89	48858	No
111	GOM_NL__2PRFIN20110704_101726_000000663104_00137_48858_1426.N1	04-JUL-2011 10:17:26	Bright	66.000	76	27Gam Cas	2.3000	30000.	132	48858	No
112	GOM_NL__2PRFIN20110704_102135_000000443104_00137_48858_1427.N1	04-JUL-2011 10:21:35	Bright	43.500	160	23Gam Per	2.9300	4700.0	87	48858	No
113	GOM_NL__2PRFIN20110704_102324_000000513104_00137_48858_1428.N1	04-JUL-2011 10:23:24	Bright	50.500	175	39Del Per	3.0100	19400.	101	48858	No
114	GOM_NL__2PRFIN20110704_102456_000000543104_00137_48858_1429.N1	04-JUL-2011 10:24:56	Bright	54.000	73	57Gam1And	2.2600	13100.	108	48858	No
115	GOM_NL__2PRFIN20110704_102742_000000543104_00137_48858_1430.N1	04-JUL-2011 10:27:42	Twilight	53.500	173	4Bet Tri	3.0040	8900.0	107	48858	No
116	GOM_NL__2PRFIN20110704_103025_000000413104_00137_48858_1431.N1	04-JUL-2011 10:30:25	Twilight	41.000	146	25Eta Tau	2.8730	15200.	82	48858	No
117	GOM_NL__2PRFIN20110704_103718_000000503104_00137_48858_1432.N1	04-JUL-2011 10:37:18	Dark	50.000	94	92Alp Cet	2.5260	3100.0	100	48858	No
118	GOM_NL__2PRFIN20110704_105705_000000503104_00138_48859_1435.N1	04-JUL-2011 10:57:05	Dark	50.000	84	Alp Phe	2.3970	4500.0	100	48859	No
119	GOM_NL__2PRFIN20110704_110327_000000693104_00138_48859_1436.N1	04-JUL-2011 11:03:27	Straylight	69.000	63	Bet Gru	2.1500	2800.0	138	48859	No
120	GOM_NL__2PRFIN20110704_110519_000000503104_00138_48859_1437.N1	04-JUL-2011 11:05:19	Straylight	50.000	31	Alp Gru	1.7340	15200.	100	48859	No
121	GOM_NL__2PRFIN20110704_110717_000000433104_00138_48859_1438.N1	04-JUL-2011 11:07:17	Straylight	43.000	45	Alp Pav	1.9400	26000.	86	48859	No
122	GOM_NL__2PRFIN20110704_111633_000000443104_00138_48859_1439.N1	04-JUL-2011 11:16:33	Twilight	43.500	103	38Zet Sgr	2.6000	9700.0	87	48859	No
123	GOM_NL__2PRFIN20110704_111912_000000423104_00138_48859_1440.N1	04-JUL-2011 11:19:12	Bright	41.500	155	41Pi Sgr	2.9000	6600.0	83	48859	No
124	GOM_NL__2PRFIN20110704_112721_000000373104_00138_48859_1441.N1	04-JUL-2011 11:27:21	Bright	36.500	126	60Bet Oph	2.7700	4250.0	73	48859	No
125	GOM_NL__2PRFIN20110704_113801_000000443104_00138_48859_1442.N1	04-JUL-2011 11:38:01	Bright	44.000	5	3Alp Lyr	0.033000	11000.	88	48859	No
126	GOM_NL__2PRFIN20110704_114056_000000373104_00138_48859_1443.N1	04-JUL-2011 11:40:56	Bright	37.000	130	23Bet Dra	2.7990	5800.0	74	48859	No
127	GOM_NL__2PRFIN20110704_114915_000000453104_00138_48859_1444.N1	04-JUL-2011 11:49:15	Bright	44.500	89	5Alp Cep	2.4510	8000.0	89	48859	No
128	GOM_NL__2PRFIN20110704_115740_000000593104_00138_48859_1445.N1	04-JUL-2011 11:57:40	Bright	58.500	76	27Gam Cas	2.3000	30000.	117	48859	No
129	GOM_NL__2PRFIN20110704_120149_000000413104_00138_48859_1446.N1	04-JUL-2011 12:01:49	Bright	41.000	160	23Gam Per	2.9300	4700.0	82	48859	No
130	GOM_NL__2PRFIN20110704_120337_000000363104_00138_48859_1447.N1	04-JUL-2011 12:03:37	Bright	36.000	175	39Del Per	3.0100	19400.	72	48859	No
131	GOM_NL__2PRFIN20110704_120509_000000563104_00138_48859_1448.N1	04-JUL-2011 12:05:09	Bright	56.000	73	57Gam1And	2.2600	13100.	112	48859	No
132	GOM_NL__2PRFIN20110704_120756_000000533104_00138_48859_1449.N1	04-JUL-2011 12:07:56	Twilight	52.500	173	4Bet Tri	3.0040	8900.0	105	48859	No
133	GOM_NL__2PRFIN20110704_121039_000000423104_00138_48859_1450.N1	04-JUL-2011 12:10:39	Twilight	42.000	146	25Eta Tau	2.8730	15200.	84	48859	No
134	GOM_NL__2PRFIN20110704_121732_000000513104_00138_48859_1451.N1	04-JUL-2011 12:17:32	Dark	50.500	94	92Alp Cet	2.5260	3100.0	101	48859	No
135	GOM_NL__2PRFIN20110704_123720_000000513104_00139_48860_1555.N1	04-JUL-2011 12:37:20	Dark	51.000	84	Alp Phe	2.3970	4500.0	102	48860	No
136	GOM_NL__2PRFIN20110704_124342_000000543104_00139_48860_1556.N1	04-JUL-2011 12:43:42	Straylight	53.500	63	Bet Gru	2.1500	2800.0	107	48860	No
137	GOM_NL__2PRFIN20110704_124534_000000503104_00139_48860_1557.N1	04-JUL-2011 12:45:34	Straylight	49.500	31	Alp Gru	1.7340	15200.	99	48860	No
138	GOM_NL__2PRFIN20110704_124732_000000413104_00139_48860_1558.N1	04-JUL-2011 12:47:32	Straylight	41.000	45	Alp Pav	1.9400	26000.	82	48860	No
139	GOM_NL__2PRFIN20110704_125647_000000473104_00139_48860_1559.N1	04-JUL-2011 12:56:47	Twilight	47.000	103	38Zet Sgr	2.6000	9700.0	94	48860	No
140	GOM_NL__2PRFIN20110704_125926_000000433104_00139_48860_1560.N1	04-JUL-2011 12:59:26	Bright	42.500	155	41Pi Sgr	2.9000	6600.0	85	48860	No
141	GOM_NL__2PRFIN20110704_130735_000000373104_00139_48860_1561.N1	04-JUL-2011 13:07:35	Bright	37.000	126	60Bet Oph	2.7700	4250.0	74	48860	No
142	GOM_NL__2PRFIN20110704_131814_000000423104_00139_48860_1562.N1	04-JUL-2011 13:18:14	Bright	42.000	5	3Alp Lyr	0.033000	11000.	84	48860	No
143	GOM_NL__2PRFIN20110704_132110_000000393104_00139_48860_1563.N1	04-JUL-2011 13:21:10	Bright	38.500	130	23Bet Dra	2.7990	5800.0	77	48860	No
144	GOM_NL__2PRFIN20110704_132928_000000433104_00139_48860_1564.N1	04-JUL-2011 13:29:28	Bright	42.500	89	5Alp Cep	2.4510	8000.0	85	48860	No
145	GOM_NL__2PRFIN20110704_133753_000000483104_00139_48860_1565.N1	04-JUL-2011 13:37:53	Bright	47.500	76	27Gam Cas	2.3000	30000.	95	48860	No
146	GOM_NL__2PRFIN20110704_134202_000000383104_00139_48860_1566.N1	04-JUL-2011 13:42:02	Bright	37.500	160	23Gam Per	2.9300	4700.0	75	48860	No
147	GOM_NL__2PRFIN20110704_134352_000000353104_00139_48860_1567.N1	04-JUL-2011 13:43:52	Bright	34.500	175	39Del Per	3.0100	19400.	69	48860	No
148	GOM_NL__2PRFIN20110704_134523_000000563104_00139_48860_1568.N1	04-JUL-2011 13:45:23	Bright	56.000	73	57Gam1And	2.2600	13100.	112	48860	No
149	GOM_NL__2PRFIN20110704_134810_000000533104_00139_48860_1569.N1	04-JUL-2011 13:48:10	Twilight	52.500	173	4Bet Tri	3.0040	8900.0	105	48860	No
150	GOM_NL__2PRFIN20110704_135053_000000443104_00139_48860_1570.N1	04-JUL-2011 13:50:53	Twilight	43.500	146	25Eta Tau	2.8730	15200.	87	48860	No
151	GOM_NL__2PRFIN20110704_135747_000000513104_00139_48860_1571.N1	04-JUL-2011 13:57:47	Dark	51.000	94	92Alp Cet	2.5260	3100.0	102	48860	No
152	GOM_NL__2PRFIN20110704_141735_000000493104_00140_48861_1681.N1	04-JUL-2011 14:17:35	Dark	49.000	84	Alp Phe	2.3970	4500.0	98	48861	No
153	GOM_NL__2PRFIN20110704_142357_000000523104_00140_48861_1682.N1	04-JUL-2011 14:23:57	Straylight	52.000	63	Bet Gru	2.1500	2800.0	104	48861	No
154	GOM_NL__2PRFIN20110704_142548_000000493104_00140_48861_1683.N1	04-JUL-2011 14:25:48	Straylight	48.500	31	Alp Gru	1.7340	15200.	97	48861	No
155	GOM_NL__2PRFIN20110704_142746_000000403104_00140_48861_1684.N1	04-JUL-2011 14:27:46	Straylight	40.000	45	Alp Pav	1.9400	26000.	80	48861	No
156	GOM_NL__2PRFIN20110704_143701_000000443104_00140_48861_1685.N1	04-JUL-2011 14:37:01	Twilight	44.000	103	38Zet Sgr	2.6000	9700.0	88	48861	No
157	GOM_NL__2PRFIN20110704_143940_000000443104_00140_48861_1686.N1	04-JUL-2011 14:39:40	Bright	43.500	155	41Pi Sgr	2.9000	6600.0	87	48861	No
158	GOM_NL__2PRFIN20110704_144749_000000373104_00140_48861_1687.N1	04-JUL-2011 14:47:49	Bright	37.000	126	60Bet Oph	2.7700	4250.0	74	48861	No
159	GOM_NL__2PRFIN20110704_145828_000000443104_00140_48861_1688.N1	04-JUL-2011 14:58:28	Bright	44.000	5	3Alp Lyr	0.033000	11000.	88	48861	No
160	GOM_NL__2PRFIN20110704_150124_000000383104_00140_48861_1689.N1	04-JUL-2011 15:01:24	Bright	37.500	130	23Bet Dra	2.7990	5800.0	75	48861	No

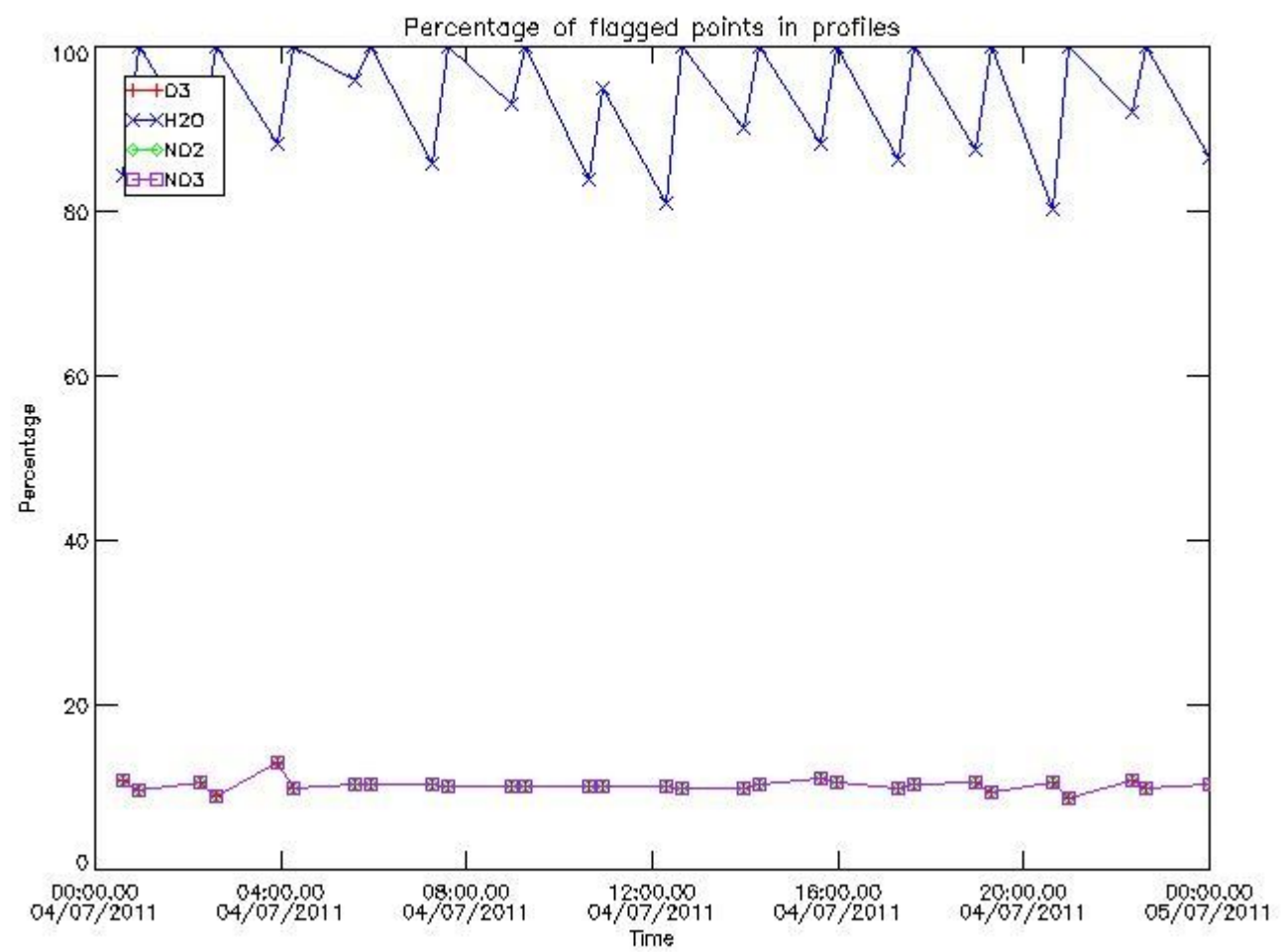
161	GOM_NL__2PRFIN20110704_150942_000000443104_00140_48861_1690.N1	04-JUL-2011 15:09:42	Bright	44.000	89	5Alp Cep	2.4510	8000.0	88	48861	No
162	GOM_NL__2PRFIN20110704_151807_000000443104_00140_48861_1691.N1	04-JUL-2011 15:18:07	Bright	43.500	76	27Gam Cas	2.3000	30000.	87	48861	No
163	GOM_NL__2PRFIN20110704_152216_000000573104_00140_48861_1692.N1	04-JUL-2011 15:22:16	Bright	57.000	160	23Gam Per	2.9300	4700.0	114	48861	No
164	GOM_NL__2PRFIN20110704_152406_000000553104_00140_48861_1693.N1	04-JUL-2011 15:24:06	Bright	55.000	175	39Del Per	3.0100	19400.	110	48861	No
165	GOM_NL__2PRFIN20110704_152537_000000553104_00140_48861_1694.N1	04-JUL-2011 15:25:37	Bright	54.500	73	57Gam1And	2.2600	13100.	109	48861	No
166	GOM_NL__2PRFIN20110704_152824_000000533104_00140_48861_1695.N1	04-JUL-2011 15:28:24	Twilight	53.000	173	4Bet Tri	3.0040	8900.0	106	48861	No
167	GOM_NL__2PRFIN20110704_153107_000000433104_00140_48861_1696.N1	04-JUL-2011 15:31:07	Twilight	42.500	146	25Eta Tau	2.8730	15200.	85	48861	No
168	GOM_NL__2PRFIN20110704_153801_000000513104_00140_48861_1697.N1	04-JUL-2011 15:38:01	Dark	51.000	94	92Alp Cet	2.5260	3100.0	102	48861	No
169	GOM_NL__2PRFIN20110704_155750_000000483104_00141_48862_1744.N1	04-JUL-2011 15:57:50	Dark	48.000	84	Alp Phe	2.3970	4500.0	96	48862	No
170	GOM_NL__2PRFIN20110704_160412_000000543104_00141_48862_1745.N1	04-JUL-2011 16:04:12	Straylight	53.500	63	Bet Gru	2.1500	2800.0	107	48862	No
171	GOM_NL__2PRFIN20110704_160603_000000493104_00141_48862_1746.N1	04-JUL-2011 16:06:03	Straylight	49.000	31	Alp Gru	1.7340	15200.	98	48862	No
172	GOM_NL__2PRFIN20110704_160801_000000403104_00141_48862_1747.N1	04-JUL-2011 16:08:01	Straylight	39.500	45	Alp Pav	1.9400	26000.	79	48862	No
173	GOM_NL__2PRFIN20110704_161716_000000463104_00141_48862_1748.N1	04-JUL-2011 16:17:16	Twilight	46.000	103	38Zet Sgr	2.6000	9700.0	92	48862	No
174	GOM_NL__2PRFIN20110704_161955_000000433104_00141_48862_1749.N1	04-JUL-2011 16:19:55	Bright	43.000	155	41Pi Sgr	2.9000	6600.0	86	48862	No
175	GOM_NL__2PRFIN20110704_162803_000000383104_00141_48862_1750.N1	04-JUL-2011 16:28:03	Bright	37.500	126	60Bet Oph	2.7700	4250.0	75	48862	No
176	GOM_NL__2PRFIN20110704_163140_000000443104_00141_48862_1751.N1	04-JUL-2011 16:31:40	Bright	44.000	168	17Zet Aql	2.9860	11000.	88	48862	No
177	GOM_NL__2PRFIN20110704_163841_000000413104_00141_48862_1752.N1	04-JUL-2011 16:38:41	Bright	41.000	5	3Alp Lyr	0.033000	11000.	82	48862	No
178	GOM_NL__2PRFIN20110704_164138_000000383104_00141_48862_1753.N1	04-JUL-2011 16:41:38	Bright	38.000	130	23Bet Dra	2.7990	5800.0	76	48862	No
179	GOM_NL__2PRFIN20110704_164955_000000453104_00141_48862_1754.N1	04-JUL-2011 16:49:55	Bright	44.500	89	5Alp Cep	2.4510	8000.0	89	48862	No
180	GOM_NL__2PRFIN20110704_165821_000000453104_00141_48862_1755.N1	04-JUL-2011 16:58:21	Bright	44.500	76	27Gam Cas	2.3000	30000.	89	48862	No
181	GOM_NL__2PRFIN20110704_170230_000000573104_00141_48862_1756.N1	04-JUL-2011 17:02:30	Bright	57.000	160	23Gam Per	2.9300	4700.0	114	48862	No
182	GOM_NL__2PRFIN20110704_170419_000000553104_00141_48862_1757.N1	04-JUL-2011 17:04:19	Bright	55.000	175	39Del Per	3.0100	19400.	110	48862	No
183	GOM_NL__2PRFIN20110704_170551_000000543104_00141_48862_1758.N1	04-JUL-2011 17:05:51	Bright	54.000	73	57Gam1And	2.2600	13100.	108	48862	No
184	GOM_NL__2PRFIN20110704_170838_000000523104_00141_48862_1759.N1	04-JUL-2011 17:08:38	Twilight	51.500	173	4Bet Tri	3.0040	8900.0	103	48862	No
185	GOM_NL__2PRFIN20110704_171121_000000423104_00141_48862_1760.N1	04-JUL-2011 17:11:21	Twilight	42.000	146	25Eta Tau	2.8730	15200.	84	48862	No
186	GOM_NL__2PRFIN20110704_171815_000000523104_00141_48862_1761.N1	04-JUL-2011 17:18:15	Dark	51.500	94	92Alp Cet	2.5260	3100.0	103	48862	No
187	GOM_NL__2PRFIN20110704_173805_000000543104_00142_48863_1796.N1	04-JUL-2011 17:38:05	Dark	54.000	84	Alp Phe	2.3970	4500.0	108	48863	No
188	GOM_NL__2PRFIN20110704_174427_000000523104_00142_48863_1797.N1	04-JUL-2011 17:44:27	Straylight	51.500	63	Bet Gru	2.1500	2800.0	103	48863	No
189	GOM_NL__2PRFIN20110704_174618_000000493104_00142_48863_1798.N1	04-JUL-2011 17:46:18	Straylight	49.000	31	Alp Gru	1.7340	15200.	98	48863	No
190	GOM_NL__2PRFIN20110704_174815_000000403104_00142_48863_1799.N1	04-JUL-2011 17:48:15	Straylight	40.000	45	Alp Pav	1.9400	26000.	80	48863	No
191	GOM_NL__2PRFIN20110704_175730_000000433104_00142_48863_1800.N1	04-JUL-2011 17:57:30	Twilight	42.500	103	38Zet Sgr	2.6000	9700.0	85	48863	No
192	GOM_NL__2PRFIN20110704_180009_000000443104_00142_48863_1801.N1	04-JUL-2011 18:00:09	Bright	43.500	155	41Pi Sgr	2.9000	6600.0	87	48863	No
193	GOM_NL__2PRFIN20110704_180817_000000373104_00142_48863_1802.N1	04-JUL-2011 18:08:17	Bright	37.000	126	60Bet Oph	2.7700	4250.0	74	48863	No
194	GOM_NL__2PRFIN20110704_181154_000000443104_00142_48863_1803.N1	04-JUL-2011 18:11:54	Bright	43.500	168	17Zet Aql	2.9860	11000.	87	48863	No
195	GOM_NL__2PRFIN20110704_181855_000000603104_00142_48863_1804.N1	04-JUL-2011 18:18:55	Bright	60.000	5	3Alp Lyr	0.033000	11000.	120	48863	No
196	GOM_NL__2PRFIN20110704_182152_000000403104_00142_48863_1805.N1	04-JUL-2011 18:21:52	Bright	39.500	130	23Bet Dra	2.7990	5800.0	79	48863	No
197	GOM_NL__2PRFIN20110704_183009_000000463104_00142_48863_1806.N1	04-JUL-2011 18:30:09	Bright	45.500	89	5Alp Cep	2.4510	8000.0	91	48863	No
198	GOM_NL__2PRFIN20110704_183834_000000663104_00142_48863_1807.N1	04-JUL-2011 18:38:34	Bright	66.000	76	27Gam Cas	2.3000	30000.	132	48863	No
199	GOM_NL__2PRFIN20110704_184244_000000573104_00142_48863_1808.N1	04-JUL-2011 18:42:44	Bright	57.000	160	23Gam Per	2.9300	4700.0	114	48863	No
200	GOM_NL__2PRFIN20110704_184434_000000353104_00142_48863_1809.N1	04-JUL-2011 18:44:34	Bright	35.000	175	39Del Per	3.0100	19400.	70	48863	No
201	GOM_NL__2PRFIN20110704_184605_000000553104_00142_48863_1810.N1	04-JUL-2011 18:46:05	Bright	55.000	73	57Gam1And	2.2600	13100.	110	48863	No
202	GOM_NL__2PRFIN20110704_184852_000000533104_00142_48863_1811.N1	04-JUL-2011 18:48:52	Twilight	52.500	173	4Bet Tri	3.0040	8900.0	105	48863	No
203	GOM_NL__2PRFIN20110704_185136_000000433104_00142_48863_1812.N1	04-JUL-2011 18:51:36	Twilight	42.500	146	25Eta Tau	2.8730	15200.	85	48863	No
204	GOM_NL__2PRFIN20110704_185830_000000483104_00142_48863_1813.N1	04-JUL-2011 18:58:30	Dark	48.000	94	92Alp Cet	2.5260	3100.0	96	48863	No
205	GOM_NL__2PRFIN20110704_191821_000000553104_00143_48864_1822.N1	04-JUL-2011 19:18:21	Dark	54.500	84	Alp Phe	2.3970	4500.0	109	48864	No
206	GOM_NL__2PRFIN20110704_192442_000000643104_00143_48864_1823.N1	04-JUL-2011 19:24:42	Straylight	63.500	63	Bet Gru	2.1500	2800.0	127	48864	No
207	GOM_NL__2PRFIN20110704_192633_000000493104_00143_48864_1824.N1	04-JUL-2011 19:26:33	Straylight	49.000	31	Alp Gru	1.7340	15200.	98	48864	No
208	GOM_NL__2PRFIN20110704_192830_000000413104_00143_48864_1825.N1	04-JUL-2011 19:28:30	Straylight	40.500	45	Alp Pav	1.9400	26000.	81	48864	No
209	GOM_NL__2PRFIN20110704_193744_000000433104_00143_48864_1826.N1	04-JUL-2011 19:37:44	Twilight	43.000	103	38Zet Sgr	2.6000	9700.0	86	48864	No
210	GOM_NL__2PRFIN20110704_194023_000000433104_00143_48864_1827.N1	04-JUL-2011 19:40:23	Bright	42.500	155	41Pi Sgr	2.9000	6600.0	85	48864	No
211	GOM_NL__2PRFIN20110704_194831_000000383104_00143_48864_1828.N1	04-JUL-2011 19:48:31	Bright	37.500	126	60Bet Oph	2.7700	4250.0	75	48864	No
212	GOM_NL__2PRFIN20110704_195208_000000443104_00143_48864_1829.N1	04-JUL-2011 19:52:08	Bright	43.500	168	17Zet Aql	2.9860	11000.	87	48864	No
213	GOM_NL__2PRFIN20110704_195909_000000423104_00143_48864_1830.N1	04-JUL-2011 19:59:09	Bright	42.000	5	3Alp Lyr	0.033000	11000.	84	48864	No
214	GOM_NL__2PRFIN20110704_200206_000000393104_00143_48864_1831.N1	04-JUL-2011 20:02:06	Bright	38.500	130	23Bet Dra	2.7990	5800.0	77	48864	No
215	GOM_NL__2PRFIN20110704_201022_000000463104_00143_48864_1832.N1	04-JUL-2011 20:10:22	Bright	45.500	89	5Alp Cep	2.4510	8000.0	91	48864	No
216	GOM_NL__2PRFIN20110704_201848_000000543104_00143_48864_1833.N1	04-JUL-2011 20:18:48	Bright	54.000	76	27Gam Cas	2.3000	30000.	108	48864	No
217	GOM_NL__2PRFIN20110704_202258_000000383104_00143_48864_1834.N1	04-JUL-2011 20:22:58	Bright	37.500	160	23Gam Per	2.9300	4700.0	75	48864	No
218	GOM_NL__2PRFIN20110704_202448_000000353104_00143_48864_1835.N1	04-JUL-2011 20:24:48	Bright	34.500	175	39Del Per	3.0100	19400.	69	48864	No
219	GOM_NL__2PRFIN20110704_202619_000000693104_00143_48864_1836.N1	04-JUL-2011 20:26:19	Bright	69.000	73	57Gam1And	2.2600	13100.	138	48864	No

220	GOM_NL__2PRFIN20110704_202906_000000533104_00143_48864_1837.N1	04-JUL-2011 20:29:06	Twilight	52.500	173	4Bet Tri	3.0040	8900.0	105	48864	No
221	GOM_NL__2PRFIN20110704_203150_000000393104_00143_48864_1838.N1	04-JUL-2011 20:31:50	Twilight	39.000	146	25Eta Tau	2.8730	15200.	78	48864	No
222	GOM_NL__2PRFIN20110704_203844_000000493104_00143_48864_1839.N1	04-JUL-2011 20:38:44	Dark	48.500	94	92Alp Cet	2.5260	3100.0	97	48864	No
223	GOM_NL__2PRFIN20110704_205836_000000593104_00144_48865_1851.N1	04-JUL-2011 20:58:36	Dark	58.500	84	Alp Phe	2.3970	4500.0	117	48865	No
224	GOM_NL__2PRFIN20110704_210457_000000523104_00144_48865_1852.N1	04-JUL-2011 21:04:57	Straylight	52.000	63	Bet Gru	2.1500	2800.0	104	48865	No
225	GOM_NL__2PRFIN20110704_210648_000000493104_00144_48865_1853.N1	04-JUL-2011 21:06:48	Straylight	48.500	31	Alp Gru	1.7340	15200.	97	48865	No
226	GOM_NL__2PRFIN20110704_210844_000000393104_00144_48865_1854.N1	04-JUL-2011 21:08:44	Straylight	39.000	45	Alp Pav	1.9400	26000.	78	48865	No
227	GOM_NL__2PRFIN20110704_211758_000000453104_00144_48865_1855.N1	04-JUL-2011 21:17:58	Twilight	45.000	103	38Zet Sgr	2.6000	9700.0	90	48865	No
228	GOM_NL__2PRFIN20110704_212037_000000433104_00144_48865_1856.N1	04-JUL-2011 21:20:37	Bright	43.000	155	41Pi Sgr	2.9000	6600.0	86	48865	No
229	GOM_NL__2PRFIN20110704_212845_000000383104_00144_48865_1857.N1	04-JUL-2011 21:28:45	Bright	37.500	126	60Bet Oph	2.7700	4250.0	75	48865	No
230	GOM_NL__2PRFIN20110704_213221_000000453104_00144_48865_1858.N1	04-JUL-2011 21:32:21	Bright	44.500	168	17Zet Aql	2.9860	11000.	89	48865	No
231	GOM_NL__2PRFIN20110704_213922_000000393104_00144_48865_1859.N1	04-JUL-2011 21:39:22	Bright	39.000	5	3Alp Lyr	0.033000	11000.	78	48865	No
232	GOM_NL__2PRFIN20110704_214220_000000393104_00144_48865_1860.N1	04-JUL-2011 21:42:20	Bright	38.500	130	23Bet Dra	2.7990	5800.0	77	48865	No
233	GOM_NL__2PRFIN20110704_215035_000000443104_00144_48865_1861.N1	04-JUL-2011 21:50:35	Bright	44.000	89	5Alp Cep	2.4510	8000.0	88	48865	No
234	GOM_NL__2PRFIN20110704_215901_000000633104_00144_48865_1862.N1	04-JUL-2011 21:59:01	Bright	62.500	76	27Gam Cas	2.3000	30000.	125	48865	No
235	GOM_NL__2PRFIN20110704_220312_000000393104_00144_48865_1863.N1	04-JUL-2011 22:03:12	Bright	39.000	160	23Gam Per	2.9300	4700.0	78	48865	No
236	GOM_NL__2PRFIN20110704_220502_000000343104_00144_48865_1864.N1	04-JUL-2011 22:05:02	Bright	34.000	175	39Del Per	3.0100	19400.	68	48865	No
237	GOM_NL__2PRFIN20110704_220633_000000563104_00144_48865_1865.N1	04-JUL-2011 22:06:33	Bright	55.500	73	57Gam1And	2.2600	13100.	111	48865	No
238	GOM_NL__2PRFIN20110704_220920_000000513104_00144_48865_1866.N1	04-JUL-2011 22:09:20	Twilight	51.000	173	4Bet Tri	3.0040	8900.0	102	48865	No
239	GOM_NL__2PRFIN20110704_221204_000000423104_00144_48865_1867.N1	04-JUL-2011 22:12:04	Twilight	41.500	146	25Eta Tau	2.8730	15200.	83	48865	No
240	GOM_NL__2PRFIN20110704_221859_000000513104_00144_48865_1868.N1	04-JUL-2011 22:18:59	Dark	51.000	94	92Alp Cet	2.5260	3100.0	102	48865	No
241	GOM_NL__2PRFIN20110704_223851_000000513104_00145_48866_1857.N1	04-JUL-2011 22:38:51	Dark	51.000	84	Alp Phe	2.3970	4500.0	102	48866	No
242	GOM_NL__2PRFIN20110704_224512_000000513104_00145_48866_1858.N1	04-JUL-2011 22:45:12	Straylight	51.000	63	Bet Gru	2.1500	2800.0	102	48866	No
243	GOM_NL__2PRFIN20110704_224703_000000473104_00145_48866_1859.N1	04-JUL-2011 22:47:03	Straylight	47.000	31	Alp Gru	1.7340	15200.	94	48866	No
244	GOM_NL__2PRFIN20110704_224858_000000403104_00145_48866_1860.N1	04-JUL-2011 22:48:58	Straylight	40.000	45	Alp Pav	1.9400	26000.	80	48866	No
245	GOM_NL__2PRFIN20110704_225813_000000453104_00145_48866_1861.N1	04-JUL-2011 22:58:13	Twilight	44.500	103	38Zet Sgr	2.6000	9700.0	89	48866	No
246	GOM_NL__2PRFIN20110704_230051_000000443104_00145_48866_1862.N1	04-JUL-2011 23:00:51	Bright	43.500	155	41Pi Sgr	2.9000	6600.0	87	48866	No
247	GOM_NL__2PRFIN20110704_230859_000000383104_00145_48866_1863.N1	04-JUL-2011 23:08:59	Bright	38.000	126	60Bet Oph	2.7700	4250.0	76	48866	No
248	GOM_NL__2PRFIN20110704_231235_000000443104_00145_48866_1864.N1	04-JUL-2011 23:12:35	Bright	43.500	168	17Zet Aql	2.9860	11000.	87	48866	No
249	GOM_NL__2PRFIN20110704_231936_000000393104_00145_48866_1865.N1	04-JUL-2011 23:19:36	Bright	39.000	5	3Alp Lyr	0.033000	11000.	78	48866	No
250	GOM_NL__2PRFIN20110704_232233_000000473104_00145_48866_1866.N1	04-JUL-2011 23:22:33	Bright	46.500	130	23Bet Dra	2.7990	5800.0	93	48866	No
251	GOM_NL__2PRFIN20110704_233048_000000453104_00145_48866_1867.N1	04-JUL-2011 23:30:48	Bright	44.500	89	5Alp Cep	2.4510	8000.0	89	48866	No
252	GOM_NL__2PRFIN20110704_233915_000000453104_00145_48866_1868.N1	04-JUL-2011 23:39:15	Bright	45.000	76	27Gam Cas	2.3000	30000.	90	48866	No
253	GOM_NL__2PRFIN20110704_234326_000000383104_00145_48866_1869.N1	04-JUL-2011 23:43:26	Bright	37.500	160	23Gam Per	2.9300	4700.0	75	48866	No
254	GOM_NL__2PRFIN20110704_234516_000000353104_00145_48866_1870.N1	04-JUL-2011 23:45:16	Bright	35.000	175	39Del Per	3.0100	19400.	70	48866	No
255	GOM_NL__2PRFIN20110704_234647_000000543104_00145_48866_1871.N1	04-JUL-2011 23:46:47	Bright	54.000	73	57Gam1And	2.2600	13100.	108	48866	No
256	GOM_NL__2PRFIN20110704_234934_000000513104_00145_48866_1872.N1	04-JUL-2011 23:49:34	Twilight	51.000	173	4Bet Tri	3.0040	8900.0	102	48866	No
257	GOM_NL__2PRFIN20110704_235218_000000413104_00145_48866_1873.N1	04-JUL-2011 23:52:18	Twilight	41.000	146	25Eta Tau	2.8730	15200.	82	48866	No
258	GOM_NL__2PRFIN20110704_235913_000000493104_00145_48866_1874.N1	04-JUL-2011 23:59:13	Dark	48.500	94	92Alp Cet	2.5260	3100.0	97	48866	No

3. Quality information per product

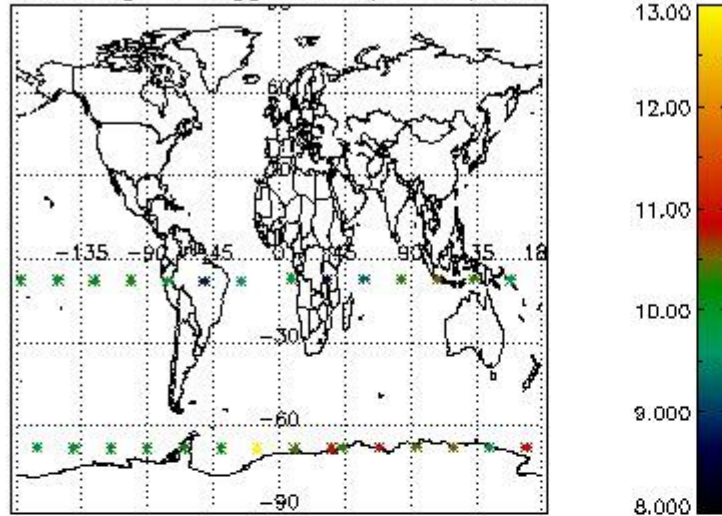
In this section it is plotted some information contained in the Quality Summary data set of the level 2 products. Only products in dark limb conditions and without errors (error flag in the MPH set to "0") are used.

3.1 Plot quality information per product (time dependant)

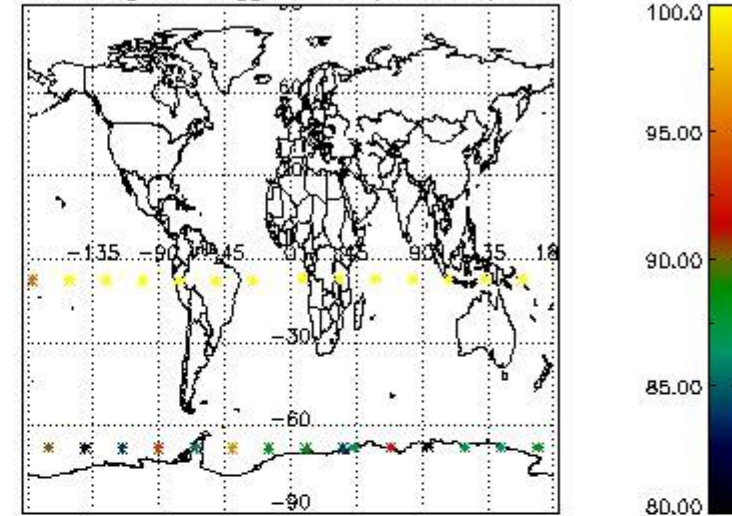


3.2 Plot quality information per product (world map)

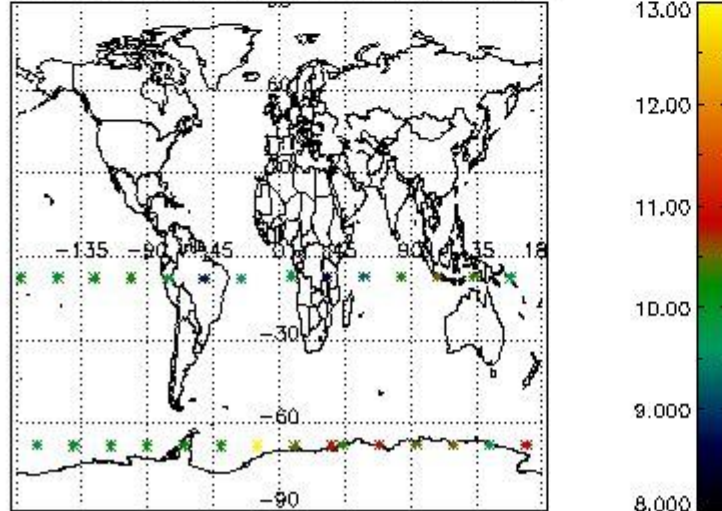
Percentage of flagged data per O3 profile



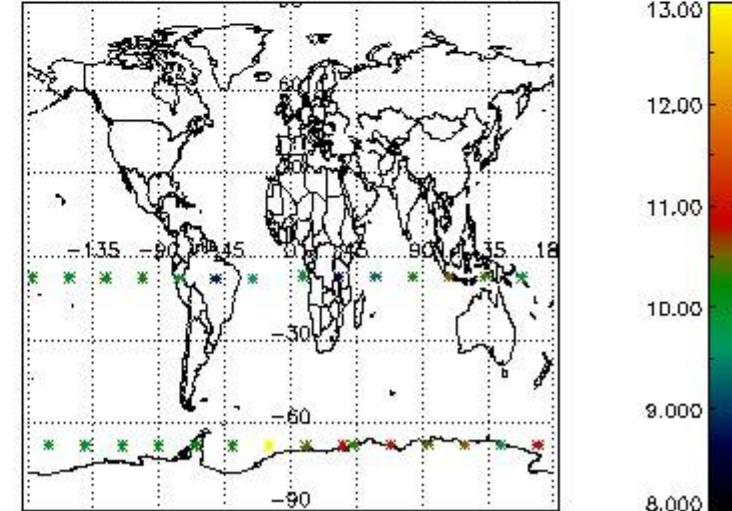
Percentage of flagged data per H2O profile



Percentage of flagged data per NO2 profile



Percentage of flagged data per NO3 profile

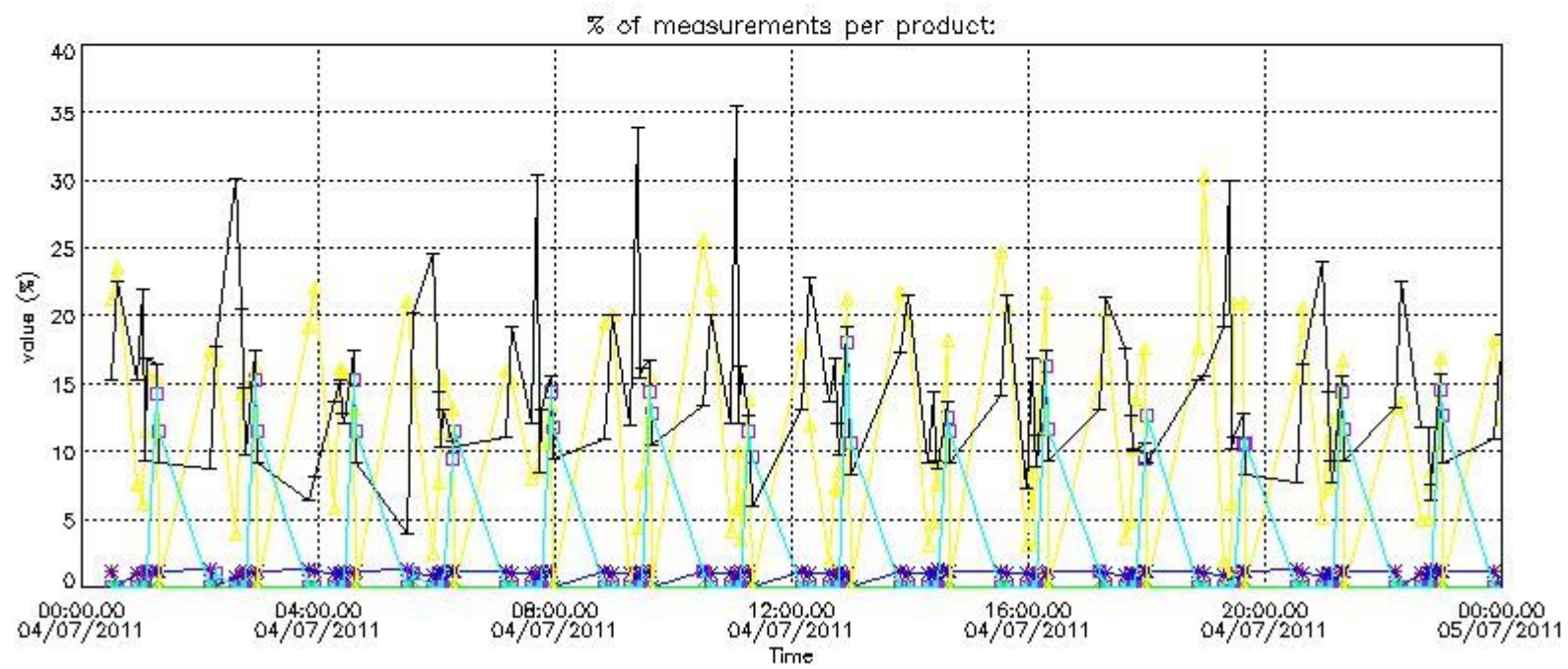


4. Level 1 quality information per product

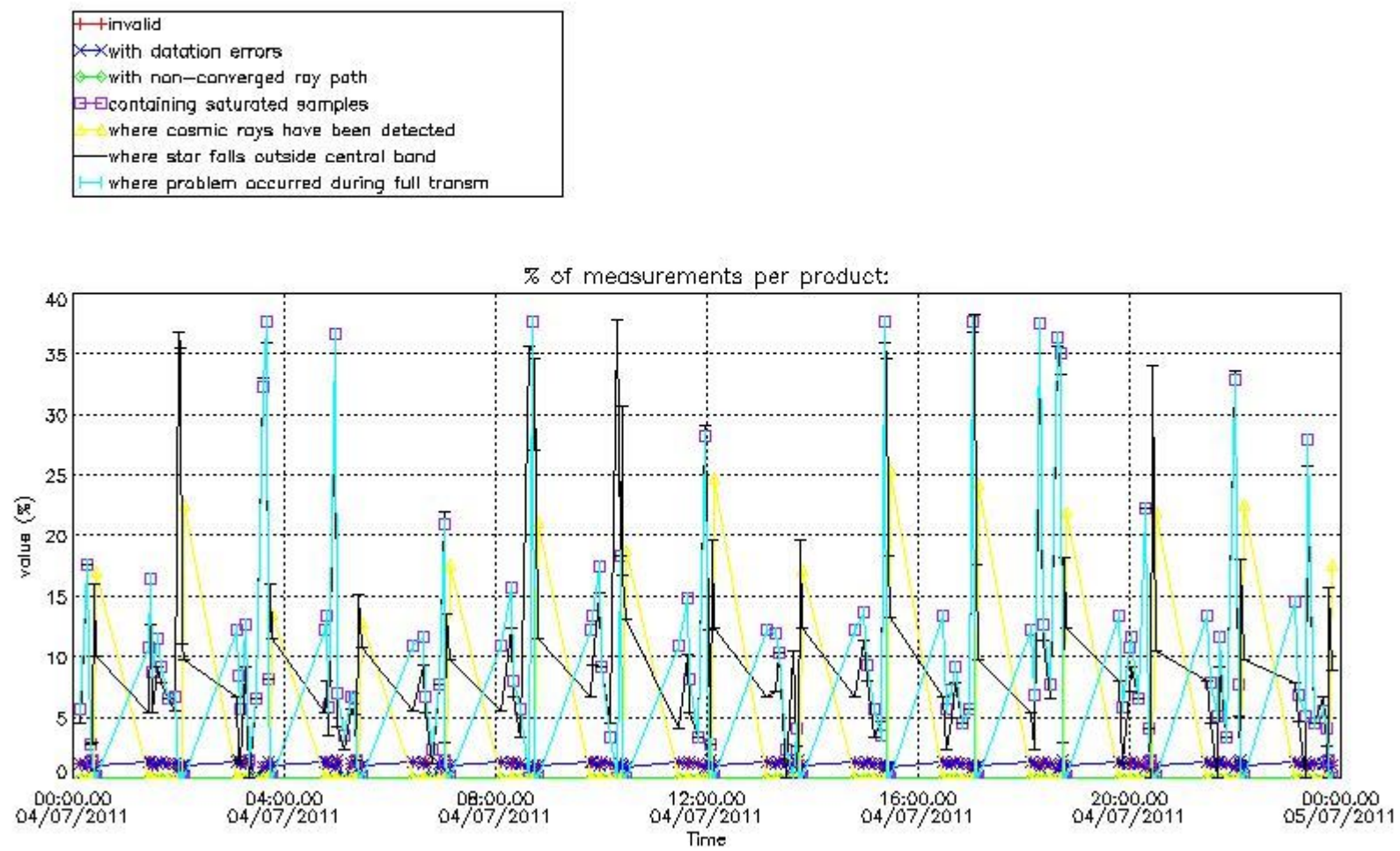
In this section it is plotted some information contained in the Quality Summary data set of the level 2 products that comes from the level 1b processing. Products without errors (error flag in the MPH set to "0") are used.

4.1 Plot quality information per product (time dependant) coming from level 1b processing

4.1.1 Plot level 1 quality information per product (time dependant): ENVISAT ASCENDING passes



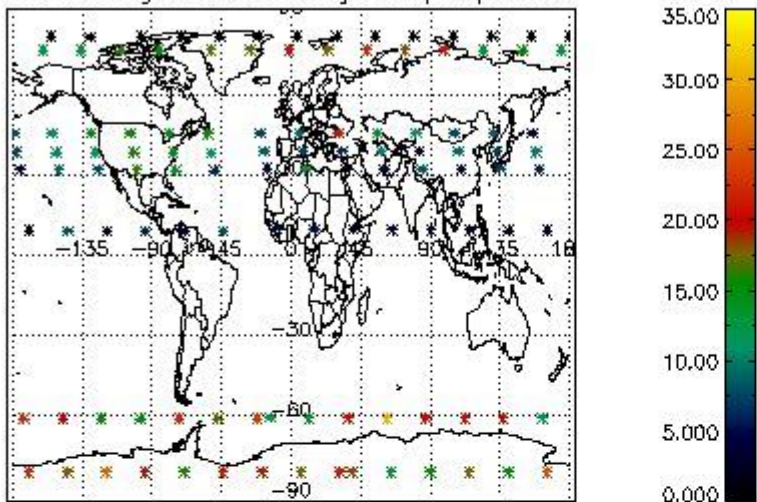
4.1.2 Plot level 1 quality information per product (time dependant): ENVI SAT DESCENDING passes



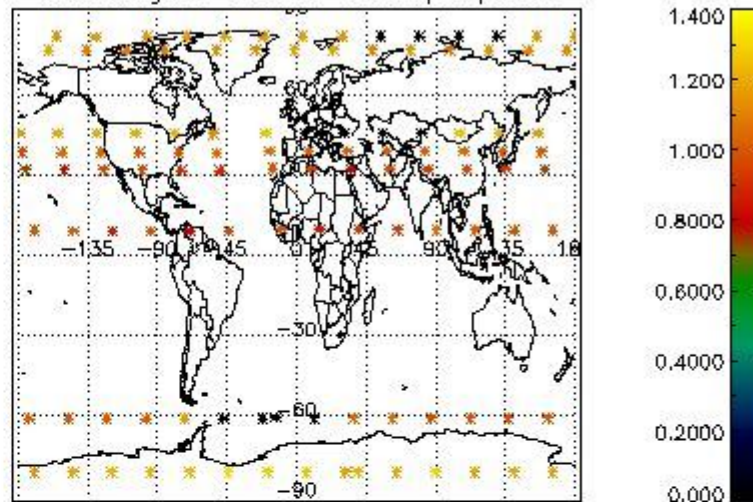
4.2 Plot quality information per product coming from level 1b processing (world map)

4.2.1 Plot level 1 quality information per product (world map): ENVISAT ASCENDING passes

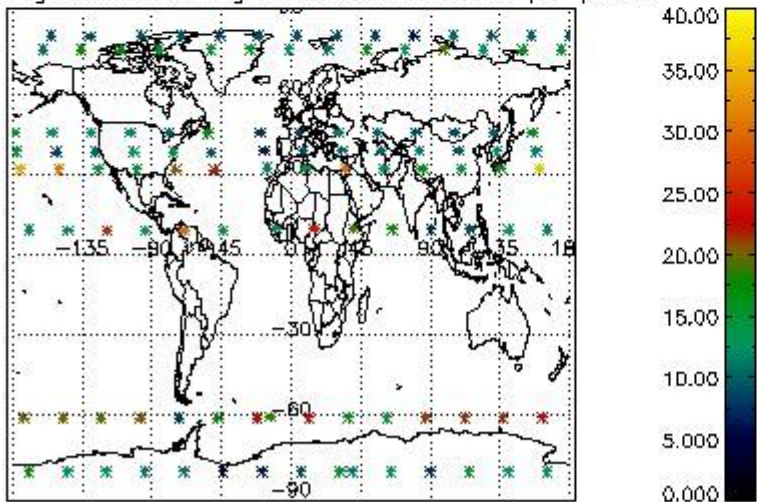
Percentage of cosmic ray hits per profile



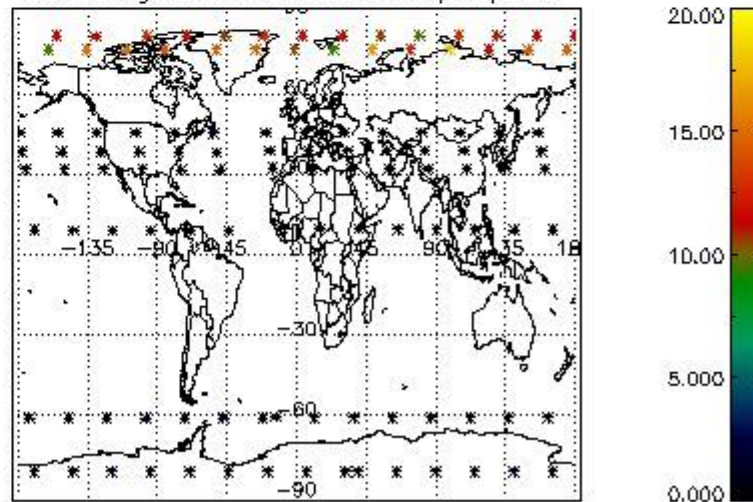
Percentage of datation errors per profile



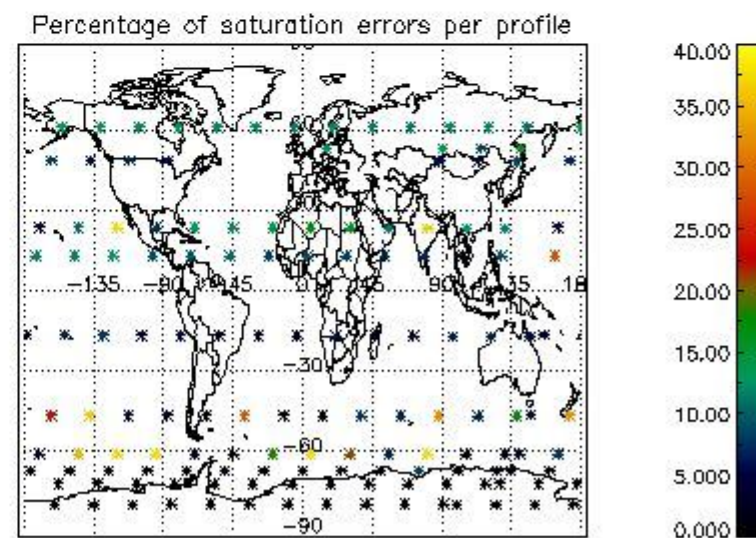
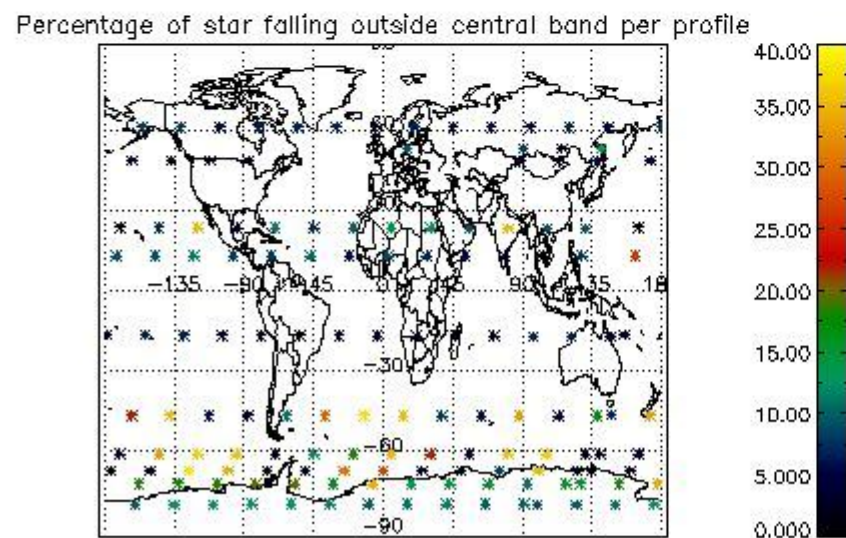
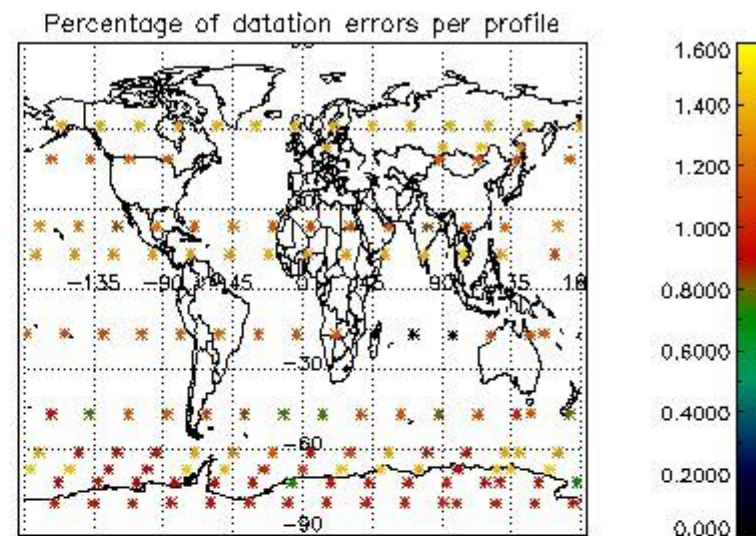
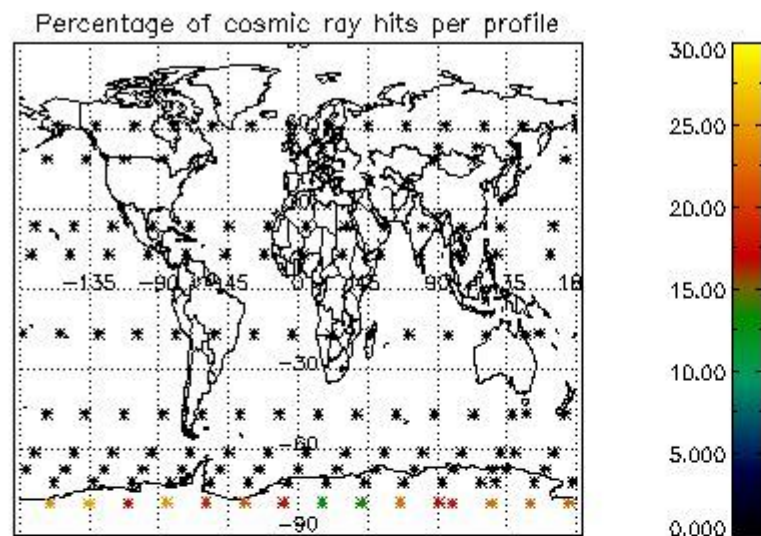
Percentage of star falling outside central band per profile



Percentage of saturation errors per profile



4.2.2 Plot level 1 quality information per product (world map): ENVISAT DESCENDING passes



5. Trace gas profiles

5.1 Ozone statistics based on quality of products

The final quality of the products can be "measured" using the STD (Standard Deviation) attached to every point profile. This information is written to the parameter GOM_NL__2P/NL_LOCAL_SPECIES_DENSITY/o3_std of the level 2 products. The table below shows the statistics for given STD ranges.

The statistics are given with respect to the overall valid production:

- Products without fatal errors: GOM_NL__2P/MPH/PRODUCT_ERR=0
- Valid point profile: GOM_NL__2P/NL_LOCAL_SPECIES_DENSITY/pcd(0)=0

The 'Criteria' is applied to valid points of dark limb products:

- Products in dark limb illumination condition: GOM_NL__2P/NL_SUMMARY_QUALITY/obs_ill_cond=0
- Products without fatal errors: GOM_NL__2P/MPH/PRODUCT_ERR=0
- Valid point profile: GOM_NL__2P/NL_LOCAL_SPECIES_DENSITY/pcd(0)=0

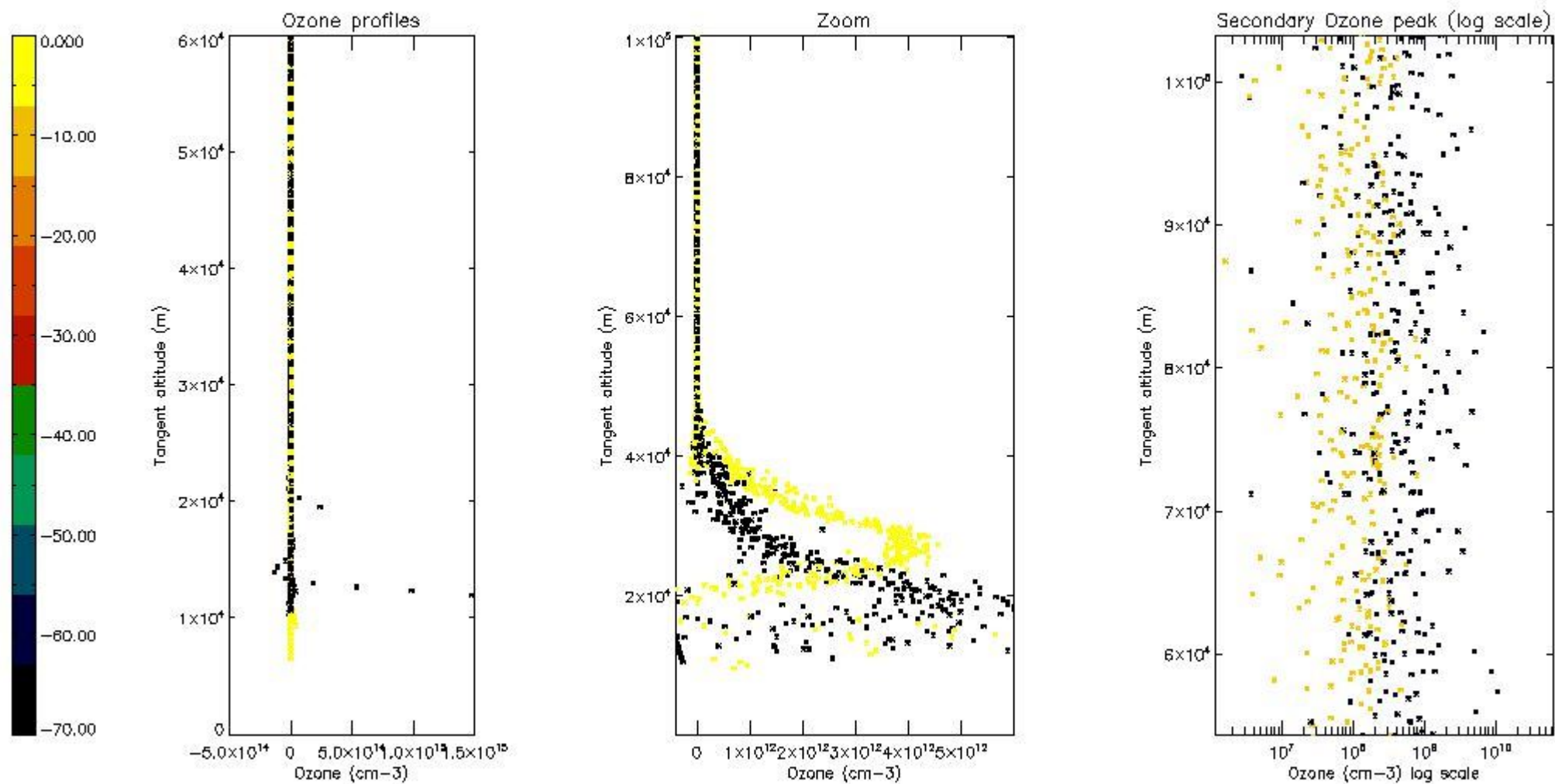
So, the table below shows the percentage of dark limb and valid observations for each criteria with respect to the overall valid daily observations.

Criteria	% of total production
All STD	13
STD < 20	3

STD < 10	1
STD < 5	0

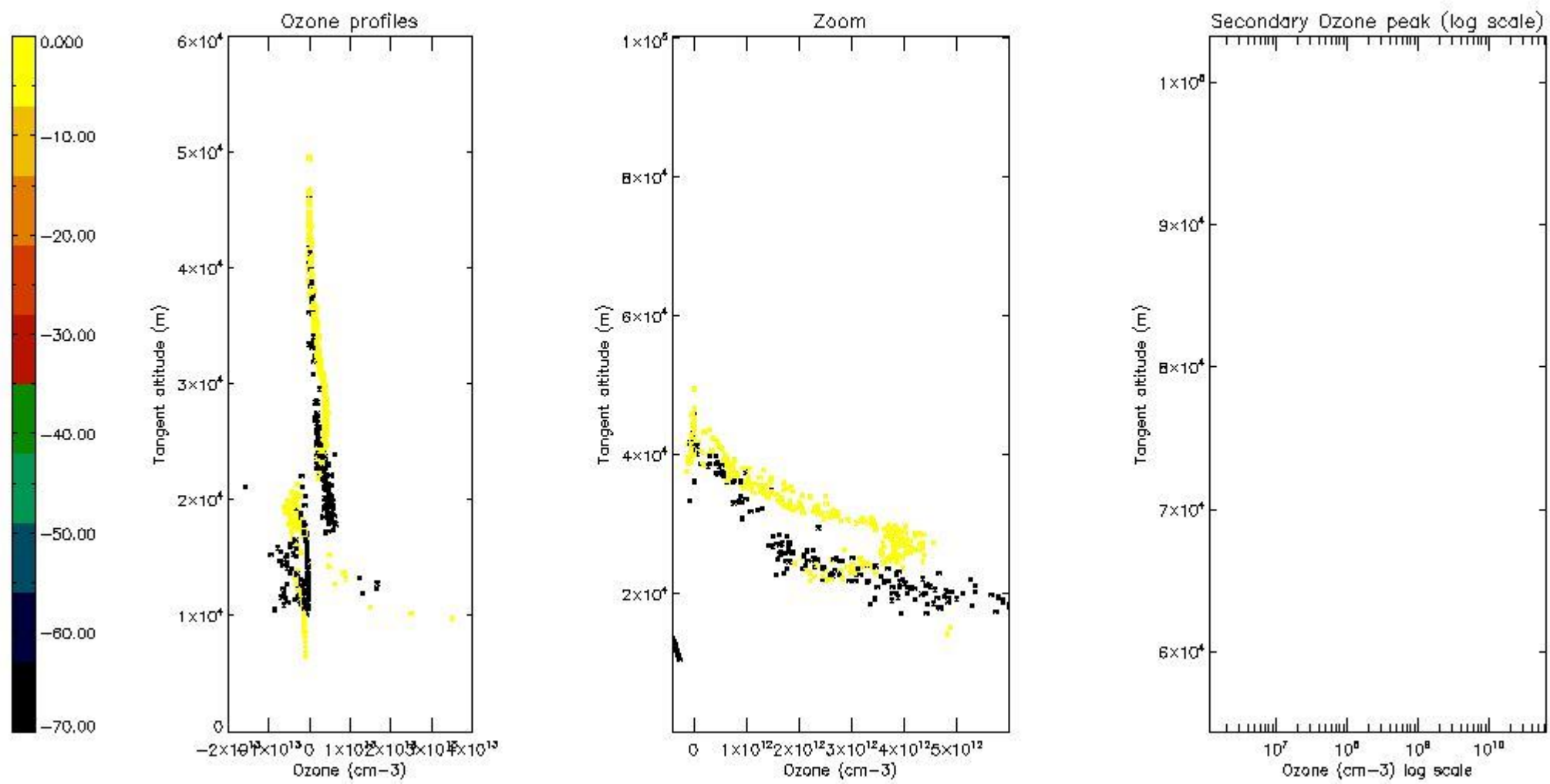
5.2 Plot ozone profiles for all STD (dark without errors)

The colorbar represents the latitude.



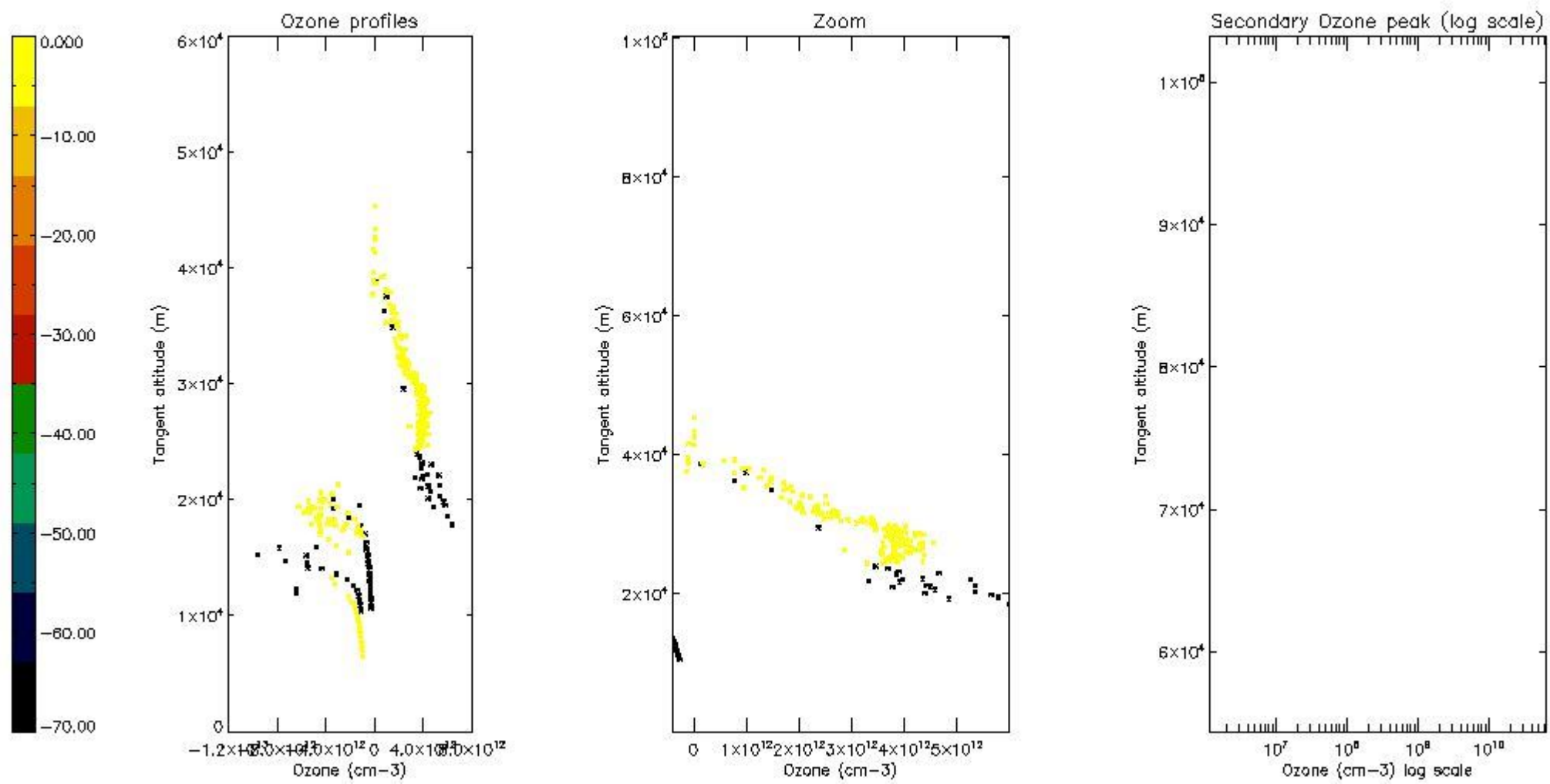
5.3 Plot ozone profiles where STD < 20% (dark without errors)

The colorbar represents the latitude.



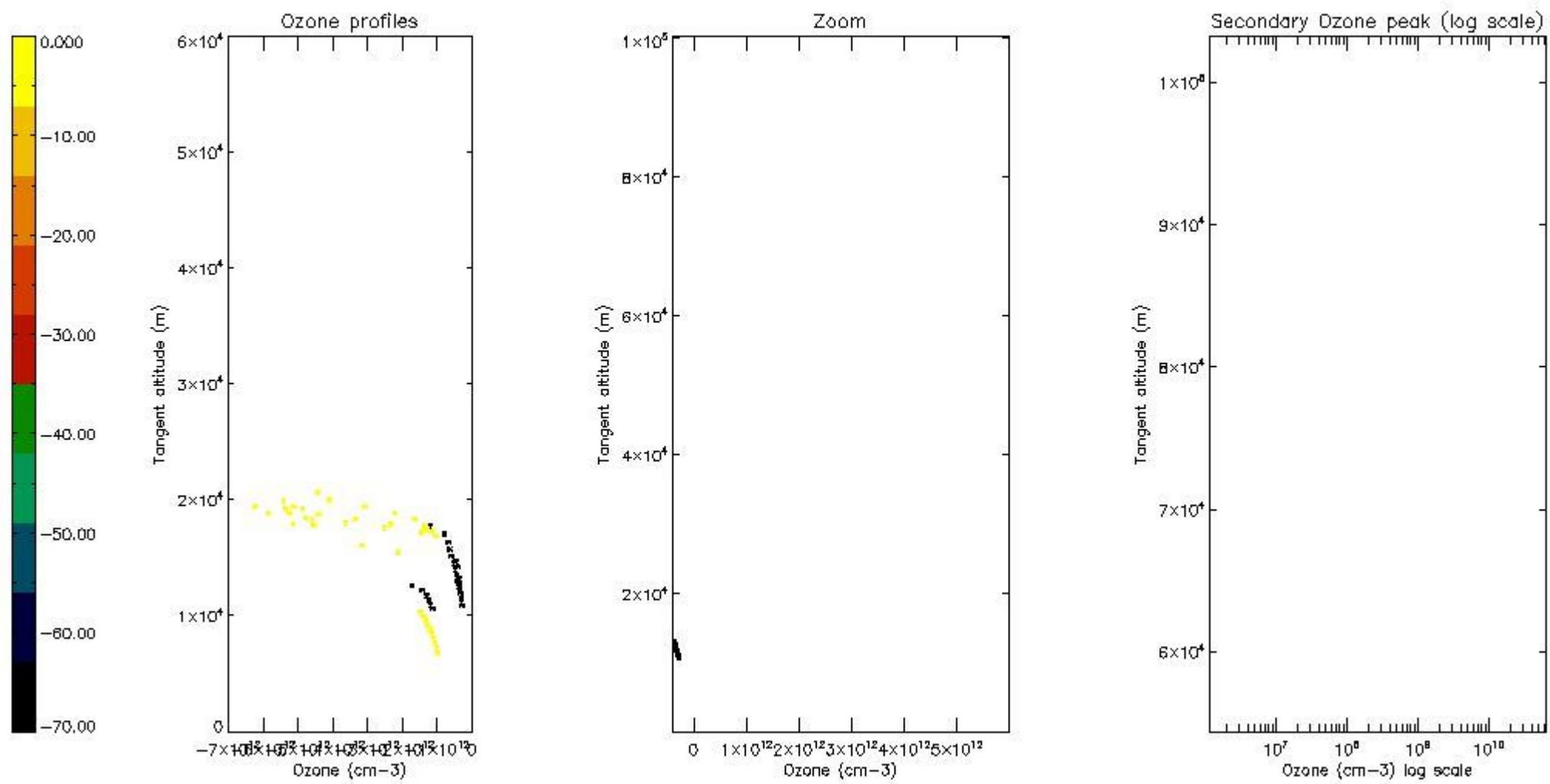
5.4 Plot ozone profiles where $STD < 10\%$ (dark without errors)

The colorbar represents the latitude.



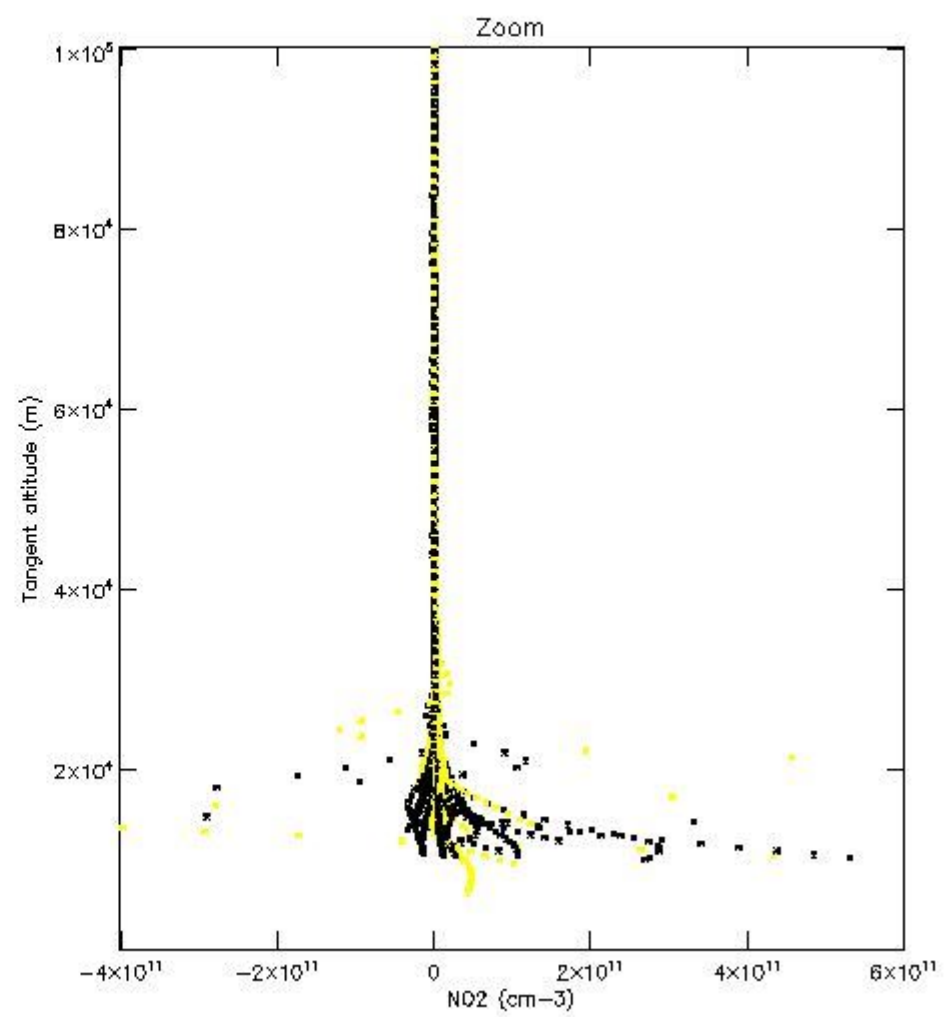
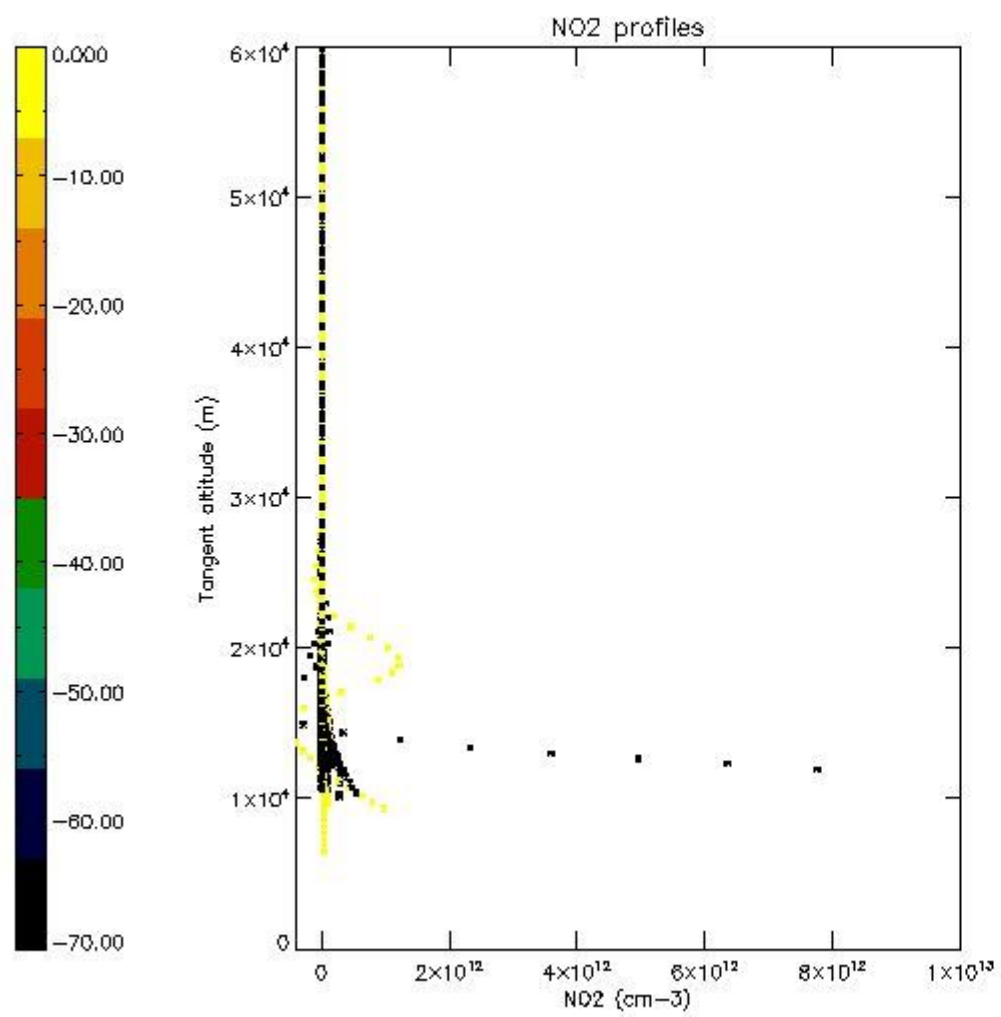
5.5 Plot ozone profiles where STD < 5% (dark without errors)

The colorbar represents the latitude.



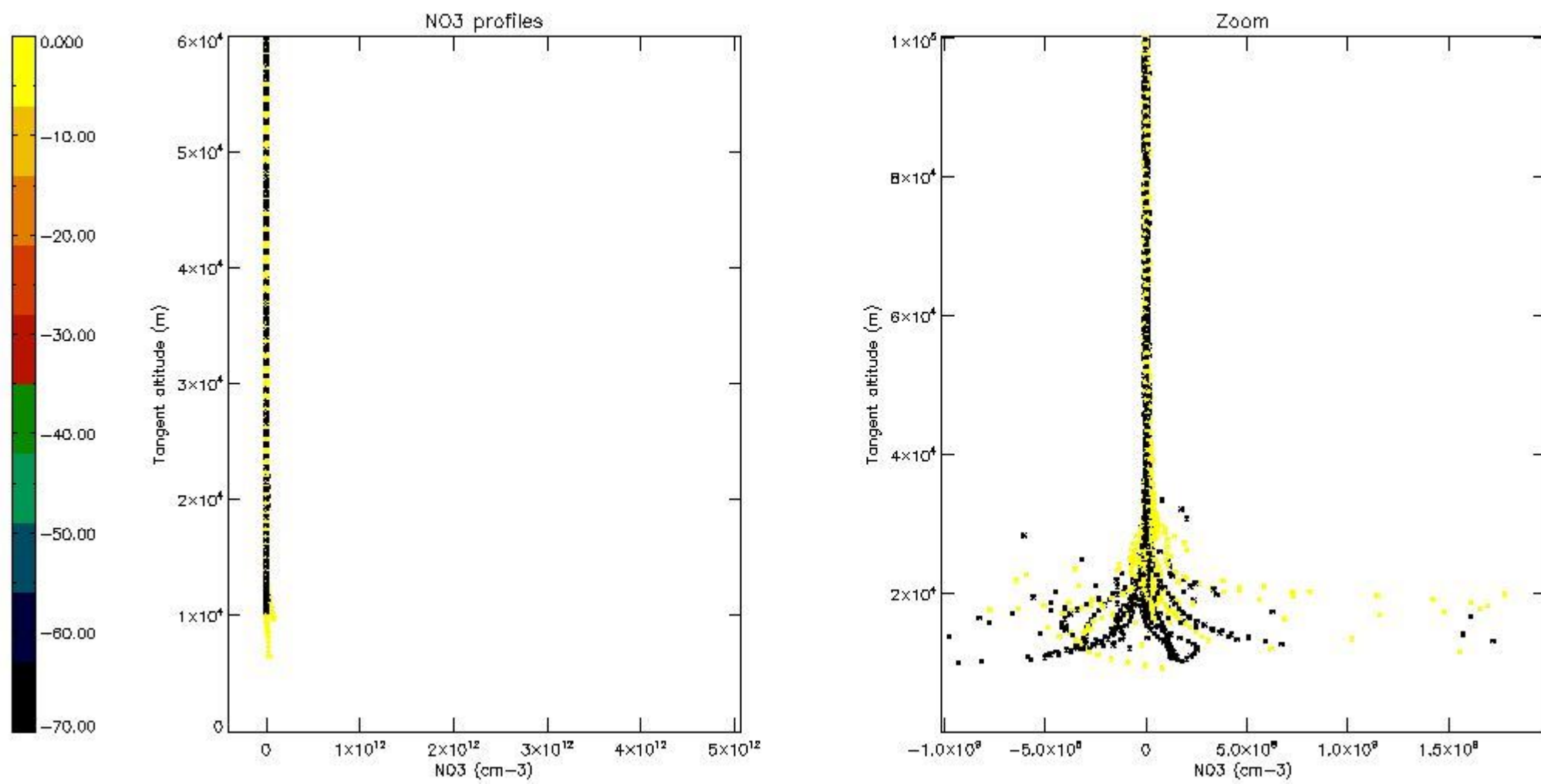
5.6 Plot NO₂ profiles for all STD (dark without errors)

The colorbar represents the latitude.



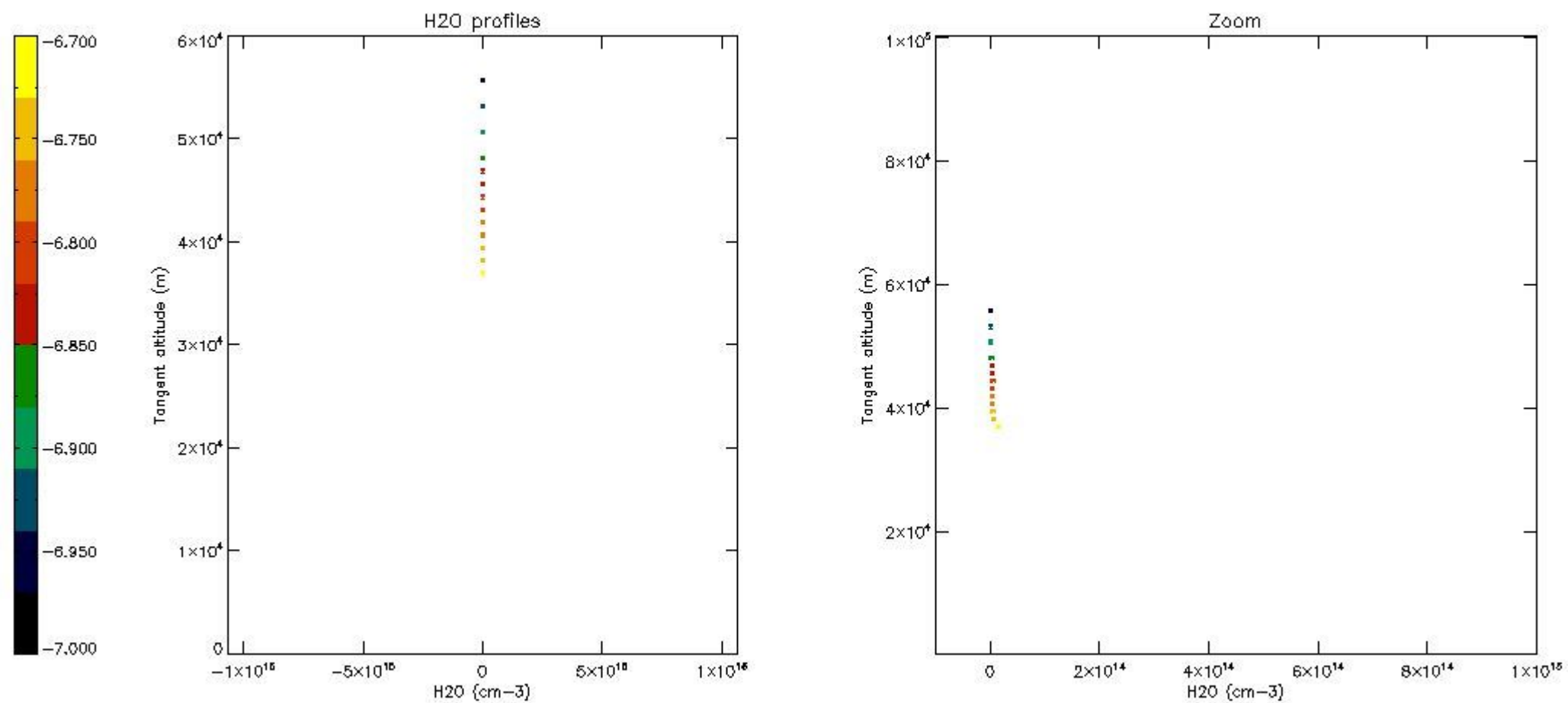
5.7 Plot NO3 profiles for all STD (dark without errors)

The colorbar represents the latitude.



5.8 Plot H2O profiles for all STD (only for occultations of stars 1,2,3,4,13,14,16,26,63 dark without errors)

The colorbar represents the latitude.



6. Auxiliary Data Files used for the production reported in section 2

The number reported in the third column indicates since which file (see list in section 2) the corresponding auxiliary file has been used. The fourth column is the date of those product files.

Type	Auxiliary Filename	Used since product	Used since product date
INST_PHYS_CHARACTERISTICS	GOM_INS_AXVIEC20091111_143220_20030716_120000_20500101_000000	1	04-JUL-2011 00:07:42
LEVEL-2_PROC_CONFIG	GOM_PR2_AXVIEC20091111_152718_20020301_000000_20500101_000000	1	04-JUL-2011 00:07:42
CROSS_SECTIONS_FILE	GOM_CRS_AXVIEC20091111_154832_20020301_000000_20500101_000000	1	04-JUL-2011 00:07:42

GOMOS Level 2 Daily Report

SUMMARY

[1. General Info](#)

[2. Summary of processed GOM_NL_2P products](#)

[3. Level 2 Quality information per product](#)

[3.1 Plot of level 2 quality information per product \(time dependant\)](#)

[3.2 Plot of level 2 quality information per product \(world map\)](#)

[4. Level 1 Quality information per product \(stored on level 2 products\)](#)

[4.1 Plot of level 1 quality information per product \(time dependant\)](#)

[4.1.1 Plot of level 1 quality information per product \(time dependant\): ASCENDING](#)

[4.1.2 Plot of level 1 quality information per product \(time dependant\): DESCENDING](#)

[4.2 Plot of level 1 quality information per product \(world map\)](#)

[4.2.1 Plot of level 1 quality information per product \(world map\): ASCENDING](#)

[4.2.2 Plot of level 1 quality information per product \(world map\): DESCENDING](#)

[5. Ozone profiles based on quality statistics and other trace gas profiles](#)

[5.1 Ozone statistics based on quality of products](#)

[5.2 Plot ozone profiles for all STD \(dark without errors\)](#)

[5.3 Plot ozone profiles where STD < 20% \(dark without errors\)](#)

[5.4. Plot ozone profiles where STD < 10% \(dark without errors\)](#)

[5.5. Plot ozone profiles where STD < 5% \(dark without errors\)](#)

[5.6 Plot NO2 profiles for all STD \(dark without errors\)](#)

[5.7 Plot NO3 profiles for all STD \(dark without errors\)](#)

[5.8 Plot H2O profiles \(only for occultations of stars 1,2,3,4,13,14,16,26,63 dark without errors\) for all STD](#)

[6. Auxiliary Data Files used for the production reported in section 2](#)

This report presents the daily analysis on parameters extracted from GOMOS level 2 data (GOM_NL__2P). It is intended to monitor some important parameters that will impact the quality of these products. A list of level 2 products (and content) that have arrived during the reporting day to the PCF is also given.

Item	Value
Time of report generation	24APR2013 15:26:26
Data source version	GOMOS/6.01
Start time of products	04-07-2011 (04JUL2011 00:00:00)
Stop time of products	05-07-2011 (05JUL2011 00:00:00)
Store outputs in DB	Yes
Nb of level 2 prods	258
Nb of prods with errors	0

2. Summary of processed GOM_NL__2P products.

Nr	Filename	UTC Start time	Limb	Duration	Star Id	Star Name	Star Mag	Star Temp	Nb Meas	Orbit	Prod. error
1	GOM_NL__2PRFIN20110704_000742_000000453104_00131_48852_1137.N1	04-JUL-2011 00:07:42	Bright	44.500	89	5Alp Cep	2.4510	8000.0	89	48852	No
2	GOM_NL__2PRFIN20110704_001605_000000513104_00131_48852_1138.N1	04-JUL-2011 00:16:05	Bright	51.000	76	27Gam Cas	2.3000	30000.	102	48852	No
3	GOM_NL__2PRFIN20110704_002011_000000373104_00131_48852_1139.N1	04-JUL-2011 00:20:11	Bright	37.000	160	23Gam Per	2.9300	4700.0	74	48852	No
4	GOM_NL__2PRFIN20110704_002159_000000353104_00131_48852_1140.N1	04-JUL-2011 00:21:59	Bright	35.000	175	39Del Per	3.0100	19400.	70	48852	No
5	GOM_NL__2PRFIN20110704_002332_000000533104_00131_48852_1141.N1	04-JUL-2011 00:23:32	Bright	53.000	73	57Gam1And	2.2600	13100.	106	48852	No
6	GOM_NL__2PRFIN20110704_002618_000000503104_00131_48852_1142.N1	04-JUL-2011 00:26:18	Twilight	50.000	173	4Bet Tri	3.0040	8900.0	100	48852	No
7	GOM_NL__2PRFIN20110704_002900_000000433104_00131_48852_1143.N1	04-JUL-2011 00:29:00	Twilight	42.500	146	25Eta Tau	2.8730	15200.	85	48852	No
8	GOM_NL__2PRFIN20110704_003551_000000513104_00131_48852_1144.N1	04-JUL-2011 00:35:51	Dark	51.000	94	92Alp Cet	2.5260	3100.0	102	48852	No
9	GOM_NL__2PRFIN20110704_005535_000000533104_00132_48853_1146.N1	04-JUL-2011 00:55:35	Dark	52.500	84	Alp Phe	2.3970	4500.0	105	48853	No
10	GOM_NL__2PRFIN20110704_010158_000000573104_00132_48853_1147.N1	04-JUL-2011 01:01:58	Straylight	57.000	63	Bet Gru	2.1500	2800.0	114	48853	No
11	GOM_NL__2PRFIN20110704_010350_000000483104_00132_48853_1148.N1	04-JUL-2011 01:03:50	Straylight	48.000	31	Alp Gru	1.7340	15200.	96	48853	No
12	GOM_NL__2PRFIN20110704_010550_000000453104_00132_48853_1149.N1	04-JUL-2011 01:05:50	Straylight	44.500	45	Alp Pav	1.9400	26000.	89	48853	No
13	GOM_NL__2PRFIN20110704_011507_000000463104_00132_48853_1150.N1	04-JUL-2011 01:15:07	Twilight	45.500	103	38Zet Sgr	2.6000	9700.0	91	48853	No
14	GOM_NL__2PRFIN20110704_011747_000000443104_00132_48853_1151.N1	04-JUL-2011 01:17:47	Bright	43.500	155	41Pi Sgr	2.9000	6600.0	87	48853	No
15	GOM_NL__2PRFIN20110704_012557_000000373104_00132_48853_1152.N1	04-JUL-2011 01:25:57	Bright	37.000	126	60Bet Oph	2.7700	4250.0	74	48853	No
16	GOM_NL__2PRFIN20110704_012814_000000403104_00132_48853_1153.N1	04-JUL-2011 01:28:14	Bright	39.500	59	55Alp Oph	2.0800	8900.0	79	48853	No
17	GOM_NL__2PRFIN20110704_012938_000000463104_00132_48853_1154.N1	04-JUL-2011 01:29:38	Bright	46.000	168	17Zet Aql	2.9860	11000.	92	48853	No
18	GOM_NL__2PRFIN20110704_013639_000000443104_00132_48853_1155.N1	04-JUL-2011 01:36:39	Bright	43.500	5	3Alp Lyr	0.033000	11000.	87	48853	No
19	GOM_NL__2PRFIN20110704_013933_000000383104_00132_48853_1156.N1	04-JUL-2011 01:39:33	Bright	38.000	130	23Bet Dra	2.7990	5800.0	76	48853	No
20	GOM_NL__2PRFIN20110704_014755_000000463104_00132_48853_1157.N1	04-JUL-2011 01:47:55	Bright	45.500	89	5Alp Cep	2.4510	8000.0	91	48853	No
21	GOM_NL__2PRFIN20110704_015618_000000453104_00132_48853_1158.N1	04-JUL-2011 01:56:18	Bright	45.000	76	27Gam Cas	2.3000	30000.	90	48853	No
22	GOM_NL__2PRFIN20110704_020025_000000573104_00132_48853_1159.N1	04-JUL-2011 02:00:25	Bright	57.000	160	23Gam Per	2.9300	4700.0	114	48853	No
23	GOM_NL__2PRFIN20110704_020213_000000553104_00132_48853_1160.N1	04-JUL-2011 02:02:13	Bright	55.000	175	39Del Per	3.0100	19400.	110	48853	No
24	GOM_NL__2PRFIN20110704_020346_000000503104_00132_48853_1161.N1	04-JUL-2011 02:03:46	Bright	50.000	73	57Gam1And	2.2600	13100.	100	48853	No
25	GOM_NL__2PRFIN20110704_020632_000000513104_00132_48853_1162.N1	04-JUL-2011 02:06:32	Twilight	51.000	173	4Bet Tri	3.0040	8900.0	102	48853	No
26	GOM_NL__2PRFIN20110704_020914_000000403104_00132_48853_1163.N1	04-JUL-2011 02:09:14	Twilight	40.000	146	25Eta Tau	2.8730	15200.	80	48853	No
27	GOM_NL__2PRFIN20110704_021605_000000483104_00132_48853_1164.N1	04-JUL-2011 02:16:05	Dark	48.000	94	92Alp Cet	2.5260	3100.0	96	48853	No
28	GOM_NL__2PRFIN20110704_023550_000000633104_00133_48854_1159.N1	04-JUL-2011 02:35:50	Dark	63.000	84	Alp Phe	2.3970	4500.0	126	48854	No
29	GOM_NL__2PRFIN20110704_024213_000000563104_00133_48854_1160.N1	04-JUL-2011 02:42:13	Straylight	56.000	63	Bet Gru	2.1500	2800.0	112	48854	No
30	GOM_NL__2PRFIN20110704_024405_000000513104_00133_48854_1161.N1	04-JUL-2011 02:44:05	Straylight	51.000	31	Alp Gru	1.7340	15200.	102	48854	No
31	GOM_NL__2PRFIN20110704_024605_000000413104_00133_48854_1162.N1	04-JUL-2011 02:46:05	Straylight	41.000	45	Alp Pav	1.9400	26000.	82	48854	No
32	GOM_NL__2PRFIN20110704_025521_000000463104_00133_48854_1163.N1	04-JUL-2011 02:55:21	Twilight	46.000	103	38Zet Sgr	2.6000	9700.0	92	48854	No
33	GOM_NL__2PRFIN20110704_025801_000000443104_00133_48854_1164.N1	04-JUL-2011 02:58:01	Bright	43.500	155	41Pi Sgr	2.9000	6600.0	87	48854	No
34	GOM_NL__2PRFIN20110704_030611_000000373104_00133_48854_1165.N1	04-JUL-2011 03:06:11	Bright	37.000	126	60Bet Oph	2.7700	4250.0	74	48854	No
35	GOM_NL__2PRFIN20110704_030829_000000363104_00133_48854_1166.N1	04-JUL-2011 03:08:29	Bright	35.500	59	55Alp Oph	2.0800	8900.0	71	48854	No
36	GOM_NL__2PRFIN20110704_030951_000000443104_00133_48854_1167.N1	04-JUL-2011 03:09:51	Bright	44.000	168	17Zet Aql	2.9860	11000.	88	48854	No
37	GOM_NL__2PRFIN20110704_031652_000000443104_00133_48854_1168.N1	04-JUL-2011 03:16:52	Bright	43.500	5	3Alp Lyr	0.033000	11000.	87	48854	No
38	GOM_NL__2PRFIN20110704_031947_000000343104_00133_48854_1169.N1	04-JUL-2011 03:19:47	Bright	34.000	130	23Bet Dra	2.7990	5800.0	68	48854	No
39	GOM_NL__2PRFIN20110704_032808_000000463104_00133_48854_1170.N1	04-JUL-2011 03:28:08	Bright	45.500	89	5Alp Cep	2.4510	8000.0	91	48854	No
40	GOM_NL__2PRFIN20110704_033632_000000623104_00133_48854_1171.N1	04-JUL-2011 03:36:32	Bright	62.000	76	27Gam Cas	2.3000	30000.	124	48854	No
41	GOM_NL__2PRFIN20110704_034039_000000573104_00133_48854_1172.N1	04-JUL-2011 03:40:39	Bright	57.000	160	23Gam Per	2.9300	4700.0	114	48854	No
42	GOM_NL__2PRFIN20110704_034227_000000373104_00133_48854_1173.N1	04-JUL-2011 03:42:27	Bright	37.000	175	39Del Per	3.0100	19400.	74	48854	No

43	GOM_NL__2PRFIN20110704_034400_000000533104_00133_48854_1174.N1	04-JUL-2011 03:44:00	Bright	53.000	73	57Gam1And	2.2600	13100.	106	48854	No
44	GOM_NL__2PRFIN20110704_034646_000000523104_00133_48854_1175.N1	04-JUL-2011 03:46:46	Twi_and_stray	52.000	173	4Bet Tri	3.0040	8900.0	104	48854	No
45	GOM_NL__2PRFIN20110704_034928_000000393104_00133_48854_1176.N1	04-JUL-2011 03:49:28	Twilight	39.000	146	25Eta Tau	2.8730	15200.	78	48854	No
46	GOM_NL__2PRFIN20110704_035620_000000433104_00133_48854_1177.N1	04-JUL-2011 03:56:20	Dark	43.000	94	92Alp Cet	2.5260	3100.0	86	48854	No
47	GOM_NL__2PRFIN20110704_041605_000000513104_00134_48855_1222.N1	04-JUL-2011 04:16:05	Dark	51.000	84	Alp Phe	2.3970	4500.0	102	48855	No
48	GOM_NL__2PRFIN20110704_042228_000000533104_00134_48855_1223.N1	04-JUL-2011 04:22:28	Straylight	52.500	63	Bet Gru	2.1500	2800.0	105	48855	No
49	GOM_NL__2PRFIN20110704_042419_000000513104_00134_48855_1224.N1	04-JUL-2011 04:24:19	Straylight	50.500	31	Alp Gru	1.7340	15200.	101	48855	No
50	GOM_NL__2PRFIN20110704_042620_000000423104_00134_48855_1225.N1	04-JUL-2011 04:26:20	Straylight	41.500	45	Alp Pav	1.9400	26000.	83	48855	No
51	GOM_NL__2PRFIN20110704_043536_000000463104_00134_48855_1226.N1	04-JUL-2011 04:35:36	Twi_and_stray	46.000	103	38Zet Sgr	2.6000	9700.0	92	48855	No
52	GOM_NL__2PRFIN20110704_043816_000000443104_00134_48855_1227.N1	04-JUL-2011 04:38:16	Bright	43.500	155	41Pi Sgr	2.9000	6600.0	87	48855	No
53	GOM_NL__2PRFIN20110704_044625_000000373104_00134_48855_1228.N1	04-JUL-2011 04:46:25	Bright	37.000	126	60Bet Oph	2.7700	4250.0	74	48855	No
54	GOM_NL__2PRFIN20110704_044843_000000383104_00134_48855_1229.N1	04-JUL-2011 04:48:43	Bright	37.500	59	55Alp Oph	2.0800	8900.0	75	48855	No
55	GOM_NL__2PRFIN20110704_045005_000000443104_00134_48855_1230.N1	04-JUL-2011 04:50:05	Bright	43.500	168	17Zet Aql	2.9860	11000.	87	48855	No
56	GOM_NL__2PRFIN20110704_045706_000000603104_00134_48855_1231.N1	04-JUL-2011 04:57:06	Bright	60.000	5	3Alp Lyr	0.033000	11000.	120	48855	No
57	GOM_NL__2PRFIN20110704_050001_000000363104_00134_48855_1232.N1	04-JUL-2011 05:00:01	Bright	36.000	130	23Bet Dra	2.7990	5800.0	72	48855	No
58	GOM_NL__2PRFIN20110704_050822_000000443104_00134_48855_1233.N1	04-JUL-2011 05:08:22	Bright	43.500	89	5Alp Cep	2.4510	8000.0	87	48855	No
59	GOM_NL__2PRFIN20110704_051646_000000453104_00134_48855_1234.N1	04-JUL-2011 05:16:46	Bright	44.500	76	27Gam Cas	2.3000	30000.	89	48855	No
60	GOM_NL__2PRFIN20110704_052053_000000383104_00134_48855_1235.N1	04-JUL-2011 05:20:53	Bright	38.000	160	23Gam Per	2.9300	4700.0	76	48855	No
61	GOM_NL__2PRFIN20110704_052242_000000353104_00134_48855_1236.N1	04-JUL-2011 05:22:42	Bright	35.000	175	39Del Per	3.0100	19400.	70	48855	No
62	GOM_NL__2PRFIN20110704_052414_000000533104_00134_48855_1237.N1	04-JUL-2011 05:24:14	Bright	53.000	73	57Gam1And	2.2600	13100.	106	48855	No
63	GOM_NL__2PRFIN20110704_052700_000000513104_00134_48855_1238.N1	04-JUL-2011 05:27:00	Twi_and_stray	51.000	173	4Bet Tri	3.0040	8900.0	102	48855	No
64	GOM_NL__2PRFIN20110704_052942_000000383104_00134_48855_1239.N1	04-JUL-2011 05:29:42	Twilight	38.000	146	25Eta Tau	2.8730	15200.	76	48855	No
65	GOM_NL__2PRFIN20110704_053634_000000503104_00134_48855_1240.N1	04-JUL-2011 05:36:34	Dark	49.500	94	92Alp Cet	2.5260	3100.0	99	48855	No
66	GOM_NL__2PRFIN20110704_055620_000000593104_00135_48856_1294.N1	04-JUL-2011 05:56:20	Dark	59.000	84	Alp Phe	2.3970	4500.0	118	48856	No
67	GOM_NL__2PRFIN20110704_060243_000000523104_00135_48856_1295.N1	04-JUL-2011 06:02:43	Straylight	52.000	63	Bet Gru	2.1500	2800.0	104	48856	No
68	GOM_NL__2PRFIN20110704_060434_000000493104_00135_48856_1296.N1	04-JUL-2011 06:04:34	Straylight	48.500	31	Alp Gru	1.7340	15200.	97	48856	No
69	GOM_NL__2PRFIN20110704_060634_000000423104_00135_48856_1297.N1	04-JUL-2011 06:06:34	Straylight	42.000	45	Alp Pav	1.9400	26000.	84	48856	No
70	GOM_NL__2PRFIN20110704_061550_000000423104_00135_48856_1298.N1	04-JUL-2011 06:15:50	Twi_and_stray	42.000	103	38Zet Sgr	2.6000	9700.0	84	48856	No
71	GOM_NL__2PRFIN20110704_061830_000000443104_00135_48856_1299.N1	04-JUL-2011 06:18:30	Bright	43.500	155	41Pi Sgr	2.9000	6600.0	87	48856	No
72	GOM_NL__2PRFIN20110704_062639_000000373104_00135_48856_1300.N1	04-JUL-2011 06:26:39	Bright	36.500	126	60Bet Oph	2.7700	4250.0	73	48856	No
73	GOM_NL__2PRFIN20110704_063720_000000433104_00135_48856_1301.N1	04-JUL-2011 06:37:20	Bright	43.000	5	3Alp Lyr	0.033000	11000.	86	48856	No
74	GOM_NL__2PRFIN20110704_064015_000000373104_00135_48856_1302.N1	04-JUL-2011 06:40:15	Bright	37.000	130	23Bet Dra	2.7990	5800.0	74	48856	No
75	GOM_NL__2PRFIN20110704_064835_000000433104_00135_48856_1303.N1	04-JUL-2011 06:48:35	Bright	42.500	89	5Alp Cep	2.4510	8000.0	85	48856	No
76	GOM_NL__2PRFIN20110704_065659_000000463104_00135_48856_1304.N1	04-JUL-2011 06:56:59	Bright	45.500	76	27Gam Cas	2.3000	30000.	91	48856	No
77	GOM_NL__2PRFIN20110704_070107_000000463104_00135_48856_1305.N1	04-JUL-2011 07:01:07	Bright	45.500	160	23Gam Per	2.9300	4700.0	91	48856	No
78	GOM_NL__2PRFIN20110704_070256_000000353104_00135_48856_1306.N1	04-JUL-2011 07:02:56	Bright	35.000	175	39Del Per	3.0100	19400.	70	48856	No
79	GOM_NL__2PRFIN20110704_070428_000000523104_00135_48856_1307.N1	04-JUL-2011 07:04:28	Bright	52.000	73	57Gam1And	2.2600	13100.	104	48856	No
80	GOM_NL__2PRFIN20110704_070714_000000513104_00135_48856_1308.N1	04-JUL-2011 07:07:14	Twi_and_stray	51.000	173	4Bet Tri	3.0040	8900.0	102	48856	No
81	GOM_NL__2PRFIN20110704_070957_000000413104_00135_48856_1309.N1	04-JUL-2011 07:09:57	Twilight	40.500	146	25Eta Tau	2.8730	15200.	81	48856	No
82	GOM_NL__2PRFIN20110704_071649_000000503104_00135_48856_1310.N1	04-JUL-2011 07:16:49	Dark	49.500	94	92Alp Cet	2.5260	3100.0	99	48856	No
83	GOM_NL__2PRFIN20110704_073635_000000503104_00136_48857_1309.N1	04-JUL-2011 07:36:35	Dark	50.000	84	Alp Phe	2.3970	4500.0	100	48857	No
84	GOM_NL__2PRFIN20110704_074258_000000643104_00136_48857_1310.N1	04-JUL-2011 07:42:58	Straylight	64.000	63	Bet Gru	2.1500	2800.0	128	48857	No
85	GOM_NL__2PRFIN20110704_074449_000000483104_00136_48857_1311.N1	04-JUL-2011 07:44:49	Straylight	47.500	31	Alp Gru	1.7340	15200.	95	48857	No
86	GOM_NL__2PRFIN20110704_074649_000000423104_00136_48857_1312.N1	04-JUL-2011 07:46:49	Straylight	42.000	45	Alp Pav	1.9400	26000.	84	48857	No
87	GOM_NL__2PRFIN20110704_075605_000000453104_00136_48857_1313.N1	04-JUL-2011 07:56:05	Twi_and_stray	45.000	103	38Zet Sgr	2.6000	9700.0	90	48857	No
88	GOM_NL__2PRFIN20110704_075844_000000433104_00136_48857_1314.N1	04-JUL-2011 07:58:44	Bright	42.500	155	41Pi Sgr	2.9000	6600.0	85	48857	No
89	GOM_NL__2PRFIN20110704_080653_000000373104_00136_48857_1315.N1	04-JUL-2011 08:06:53	Bright	36.500	126	60Bet Oph	2.7700	4250.0	73	48857	No
90	GOM_NL__2PRFIN20110704_081734_000000453104_00136_48857_1316.N1	04-JUL-2011 08:17:34	Bright	44.500	5	3Alp Lyr	0.033000	11000.	89	48857	No
91	GOM_NL__2PRFIN20110704_082029_000000383104_00136_48857_1317.N1	04-JUL-2011 08:20:29	Bright	37.500	130	23Bet Dra	2.7990	5800.0	75	48857	No
92	GOM_NL__2PRFIN20110704_082849_000000453104_00136_48857_1318.N1	04-JUL-2011 08:28:49	Bright	44.500	89	5Alp Cep	2.4510	8000.0	89	48857	No
93	GOM_NL__2PRFIN20110704_083713_000000663104_00136_48857_1319.N1	04-JUL-2011 08:37:13	Bright	66.000	76	27Gam Cas	2.3000	30000.	132	48857	No
94	GOM_NL__2PRFIN20110704_084121_000000573104_00136_48857_1320.N1	04-JUL-2011 08:41:21	Bright	57.000	160	23Gam Per	2.9300	4700.0	114	48857	No
95	GOM_NL__2PRFIN20110704_084310_000000483104_00136_48857_1321.N1	04-JUL-2011 08:43:10	Bright	48.000	175	39Del Per	3.0100	19400.	96	48857	No
96	GOM_NL__2PRFIN20110704_084442_000000683104_00136_48857_1322.N1	04-JUL-2011 08:44:42	Bright	68.000	73	57Gam1And	2.2600	13100.	136	48857	No
97	GOM_NL__2PRFIN20110704_084728_000000523104_00136_48857_1323.N1	04-JUL-2011 08:47:28	Twi_and_stray	52.000	173	4Bet Tri	3.0040	8900.0	104	48857	No
98	GOM_NL__2PRFIN20110704_085011_000000413104_00136_48857_1324.N1	04-JUL-2011 08:50:11	Twilight	41.000	146	25Eta Tau	2.8730	15200.	82	48857	No
99	GOM_NL__2PRFIN20110704_085703_000000503104_00136_48857_1325.N1	04-JUL-2011 08:57:03	Dark	50.000	94	92Alp Cet	2.5260	3100.0	100	48857	No
100	GOM_NL__2PRFIN20110704_091650_000000513104_00137_48858_1415.N1	04-JUL-2011 09:16:50	Dark	50.500	84	Alp Phe	2.3970	4500.0	101	48858	No
101	GOM_NL__2PRFIN20110704_092313_000000683104_00137_48858_1416.N1	04-JUL-2011 09:23:13	Straylight	68.000	63	Bet Gru	2.1500	2800.0	136	48858	No

102	GOM_NL__2PRFIN20110704_092504_000000523104_00137_48858_1417.N1	04-JUL-2011 09:25:04	Straylight	52.000	31	Alp Gru	1.7340	15200.	104	48858	No
103	GOM_NL__2PRFIN20110704_092703_000000443104_00137_48858_1418.N1	04-JUL-2011 09:27:03	Straylight	43.500	45	Alp Pav	1.9400	26000.	87	48858	No
104	GOM_NL__2PRFIN20110704_093619_000000453104_00137_48858_1419.N1	04-JUL-2011 09:36:19	Twilight	45.000	103	38Zet Sgr	2.6000	9700.0	90	48858	No
105	GOM_NL__2PRFIN20110704_093858_000000433104_00137_48858_1420.N1	04-JUL-2011 09:38:58	Bright	43.000	155	41Pi Sgr	2.9000	6600.0	86	48858	No
106	GOM_NL__2PRFIN20110704_094707_000000373104_00137_48858_1421.N1	04-JUL-2011 09:47:07	Bright	37.000	126	60Bet Oph	2.7700	4250.0	74	48858	No
107	GOM_NL__2PRFIN20110704_094925_000000383104_00137_48858_1422.N1	04-JUL-2011 09:49:25	Bright	37.500	59	55Alp Oph	2.0800	8900.0	75	48858	No
108	GOM_NL__2PRFIN20110704_095747_000000463104_00137_48858_1423.N1	04-JUL-2011 09:57:47	Bright	46.000	5	3Alp Lyr	0.033000	11000.	92	48858	No
109	GOM_NL__2PRFIN20110704_100042_000000383104_00137_48858_1424.N1	04-JUL-2011 10:00:42	Bright	38.000	130	23Bet Dra	2.7990	5800.0	76	48858	No
110	GOM_NL__2PRFIN20110704_100902_000000453104_00137_48858_1425.N1	04-JUL-2011 10:09:02	Bright	44.500	89	5Alp Cep	2.4510	8000.0	89	48858	No
111	GOM_NL__2PRFIN20110704_101726_000000663104_00137_48858_1426.N1	04-JUL-2011 10:17:26	Bright	66.000	76	27Gam Cas	2.3000	30000.	132	48858	No
112	GOM_NL__2PRFIN20110704_102135_000000443104_00137_48858_1427.N1	04-JUL-2011 10:21:35	Bright	43.500	160	23Gam Per	2.9300	4700.0	87	48858	No
113	GOM_NL__2PRFIN20110704_102324_000000513104_00137_48858_1428.N1	04-JUL-2011 10:23:24	Bright	50.500	175	39Del Per	3.0100	19400.	101	48858	No
114	GOM_NL__2PRFIN20110704_102456_000000543104_00137_48858_1429.N1	04-JUL-2011 10:24:56	Bright	54.000	73	57Gam1And	2.2600	13100.	108	48858	No
115	GOM_NL__2PRFIN20110704_102742_000000543104_00137_48858_1430.N1	04-JUL-2011 10:27:42	Twilight	53.500	173	4Bet Tri	3.0040	8900.0	107	48858	No
116	GOM_NL__2PRFIN20110704_103025_000000413104_00137_48858_1431.N1	04-JUL-2011 10:30:25	Twilight	41.000	146	25Eta Tau	2.8730	15200.	82	48858	No
117	GOM_NL__2PRFIN20110704_103718_000000503104_00137_48858_1432.N1	04-JUL-2011 10:37:18	Dark	50.000	94	92Alp Cet	2.5260	3100.0	100	48858	No
118	GOM_NL__2PRFIN20110704_105705_000000503104_00138_48859_1435.N1	04-JUL-2011 10:57:05	Dark	50.000	84	Alp Phe	2.3970	4500.0	100	48859	No
119	GOM_NL__2PRFIN20110704_110327_000000693104_00138_48859_1436.N1	04-JUL-2011 11:03:27	Straylight	69.000	63	Bet Gru	2.1500	2800.0	138	48859	No
120	GOM_NL__2PRFIN20110704_110519_000000503104_00138_48859_1437.N1	04-JUL-2011 11:05:19	Straylight	50.000	31	Alp Gru	1.7340	15200.	100	48859	No
121	GOM_NL__2PRFIN20110704_110717_000000433104_00138_48859_1438.N1	04-JUL-2011 11:07:17	Straylight	43.000	45	Alp Pav	1.9400	26000.	86	48859	No
122	GOM_NL__2PRFIN20110704_111633_000000443104_00138_48859_1439.N1	04-JUL-2011 11:16:33	Twilight	43.500	103	38Zet Sgr	2.6000	9700.0	87	48859	No
123	GOM_NL__2PRFIN20110704_111912_000000423104_00138_48859_1440.N1	04-JUL-2011 11:19:12	Bright	41.500	155	41Pi Sgr	2.9000	6600.0	83	48859	No
124	GOM_NL__2PRFIN20110704_112721_000000373104_00138_48859_1441.N1	04-JUL-2011 11:27:21	Bright	36.500	126	60Bet Oph	2.7700	4250.0	73	48859	No
125	GOM_NL__2PRFIN20110704_113801_000000443104_00138_48859_1442.N1	04-JUL-2011 11:38:01	Bright	44.000	5	3Alp Lyr	0.033000	11000.	88	48859	No
126	GOM_NL__2PRFIN20110704_114056_000000373104_00138_48859_1443.N1	04-JUL-2011 11:40:56	Bright	37.000	130	23Bet Dra	2.7990	5800.0	74	48859	No
127	GOM_NL__2PRFIN20110704_114915_000000453104_00138_48859_1444.N1	04-JUL-2011 11:49:15	Bright	44.500	89	5Alp Cep	2.4510	8000.0	89	48859	No
128	GOM_NL__2PRFIN20110704_115740_000000593104_00138_48859_1445.N1	04-JUL-2011 11:57:40	Bright	58.500	76	27Gam Cas	2.3000	30000.	117	48859	No
129	GOM_NL__2PRFIN20110704_120149_000000413104_00138_48859_1446.N1	04-JUL-2011 12:01:49	Bright	41.000	160	23Gam Per	2.9300	4700.0	82	48859	No
130	GOM_NL__2PRFIN20110704_120337_000000363104_00138_48859_1447.N1	04-JUL-2011 12:03:37	Bright	36.000	175	39Del Per	3.0100	19400.	72	48859	No
131	GOM_NL__2PRFIN20110704_120509_000000563104_00138_48859_1448.N1	04-JUL-2011 12:05:09	Bright	56.000	73	57Gam1And	2.2600	13100.	112	48859	No
132	GOM_NL__2PRFIN20110704_120756_000000533104_00138_48859_1449.N1	04-JUL-2011 12:07:56	Twilight	52.500	173	4Bet Tri	3.0040	8900.0	105	48859	No
133	GOM_NL__2PRFIN20110704_121039_000000423104_00138_48859_1450.N1	04-JUL-2011 12:10:39	Twilight	42.000	146	25Eta Tau	2.8730	15200.	84	48859	No
134	GOM_NL__2PRFIN20110704_121732_000000513104_00138_48859_1451.N1	04-JUL-2011 12:17:32	Dark	50.500	94	92Alp Cet	2.5260	3100.0	101	48859	No
135	GOM_NL__2PRFIN20110704_123720_000000513104_00139_48860_1555.N1	04-JUL-2011 12:37:20	Dark	51.000	84	Alp Phe	2.3970	4500.0	102	48860	No
136	GOM_NL__2PRFIN20110704_124342_000000543104_00139_48860_1556.N1	04-JUL-2011 12:43:42	Straylight	53.500	63	Bet Gru	2.1500	2800.0	107	48860	No
137	GOM_NL__2PRFIN20110704_124534_000000503104_00139_48860_1557.N1	04-JUL-2011 12:45:34	Straylight	49.500	31	Alp Gru	1.7340	15200.	99	48860	No
138	GOM_NL__2PRFIN20110704_124732_000000413104_00139_48860_1558.N1	04-JUL-2011 12:47:32	Straylight	41.000	45	Alp Pav	1.9400	26000.	82	48860	No
139	GOM_NL__2PRFIN20110704_125647_000000473104_00139_48860_1559.N1	04-JUL-2011 12:56:47	Twilight	47.000	103	38Zet Sgr	2.6000	9700.0	94	48860	No
140	GOM_NL__2PRFIN20110704_125926_000000433104_00139_48860_1560.N1	04-JUL-2011 12:59:26	Bright	42.500	155	41Pi Sgr	2.9000	6600.0	85	48860	No
141	GOM_NL__2PRFIN20110704_130735_000000373104_00139_48860_1561.N1	04-JUL-2011 13:07:35	Bright	37.000	126	60Bet Oph	2.7700	4250.0	74	48860	No
142	GOM_NL__2PRFIN20110704_131814_000000423104_00139_48860_1562.N1	04-JUL-2011 13:18:14	Bright	42.000	5	3Alp Lyr	0.033000	11000.	84	48860	No
143	GOM_NL__2PRFIN20110704_132110_000000393104_00139_48860_1563.N1	04-JUL-2011 13:21:10	Bright	38.500	130	23Bet Dra	2.7990	5800.0	77	48860	No
144	GOM_NL__2PRFIN20110704_132928_000000433104_00139_48860_1564.N1	04-JUL-2011 13:29:28	Bright	42.500	89	5Alp Cep	2.4510	8000.0	85	48860	No
145	GOM_NL__2PRFIN20110704_133753_000000483104_00139_48860_1565.N1	04-JUL-2011 13:37:53	Bright	47.500	76	27Gam Cas	2.3000	30000.	95	48860	No
146	GOM_NL__2PRFIN20110704_134202_000000383104_00139_48860_1566.N1	04-JUL-2011 13:42:02	Bright	37.500	160	23Gam Per	2.9300	4700.0	75	48860	No
147	GOM_NL__2PRFIN20110704_134352_000000353104_00139_48860_1567.N1	04-JUL-2011 13:43:52	Bright	34.500	175	39Del Per	3.0100	19400.	69	48860	No
148	GOM_NL__2PRFIN20110704_134523_000000563104_00139_48860_1568.N1	04-JUL-2011 13:45:23	Bright	56.000	73	57Gam1And	2.2600	13100.	112	48860	No
149	GOM_NL__2PRFIN20110704_134810_000000533104_00139_48860_1569.N1	04-JUL-2011 13:48:10	Twilight	52.500	173	4Bet Tri	3.0040	8900.0	105	48860	No
150	GOM_NL__2PRFIN20110704_135053_000000443104_00139_48860_1570.N1	04-JUL-2011 13:50:53	Twilight	43.500	146	25Eta Tau	2.8730	15200.	87	48860	No
151	GOM_NL__2PRFIN20110704_135747_000000513104_00139_48860_1571.N1	04-JUL-2011 13:57:47	Dark	51.000	94	92Alp Cet	2.5260	3100.0	102	48860	No
152	GOM_NL__2PRFIN20110704_141735_000000493104_00140_48861_1681.N1	04-JUL-2011 14:17:35	Dark	49.000	84	Alp Phe	2.3970	4500.0	98	48861	No
153	GOM_NL__2PRFIN20110704_142357_000000523104_00140_48861_1682.N1	04-JUL-2011 14:23:57	Straylight	52.000	63	Bet Gru	2.1500	2800.0	104	48861	No
154	GOM_NL__2PRFIN20110704_142548_000000493104_00140_48861_1683.N1	04-JUL-2011 14:25:48	Straylight	48.500	31	Alp Gru	1.7340	15200.	97	48861	No
155	GOM_NL__2PRFIN20110704_142746_000000403104_00140_48861_1684.N1	04-JUL-2011 14:27:46	Straylight	40.000	45	Alp Pav	1.9400	26000.	80	48861	No
156	GOM_NL__2PRFIN20110704_143701_000000443104_00140_48861_1685.N1	04-JUL-2011 14:37:01	Twilight	44.000	103	38Zet Sgr	2.6000	9700.0	88	48861	No
157	GOM_NL__2PRFIN20110704_143940_000000443104_00140_48861_1686.N1	04-JUL-2011 14:39:40	Bright	43.500	155	41Pi Sgr	2.9000	6600.0	87	48861	No
158	GOM_NL__2PRFIN20110704_144749_000000373104_00140_48861_1687.N1	04-JUL-2011 14:47:49	Bright	37.000	126	60Bet Oph	2.7700	4250.0	74	48861	No
159	GOM_NL__2PRFIN20110704_145828_000000443104_00140_48861_1688.N1	04-JUL-2011 14:58:28	Bright	44.000	5	3Alp Lyr	0.033000	11000.	88	48861	No
160	GOM_NL__2PRFIN20110704_150124_000000383104_00140_48861_1689.N1	04-JUL-2011 15:01:24	Bright	37.500	130	23Bet Dra	2.7990	5800.0	75	48861	No

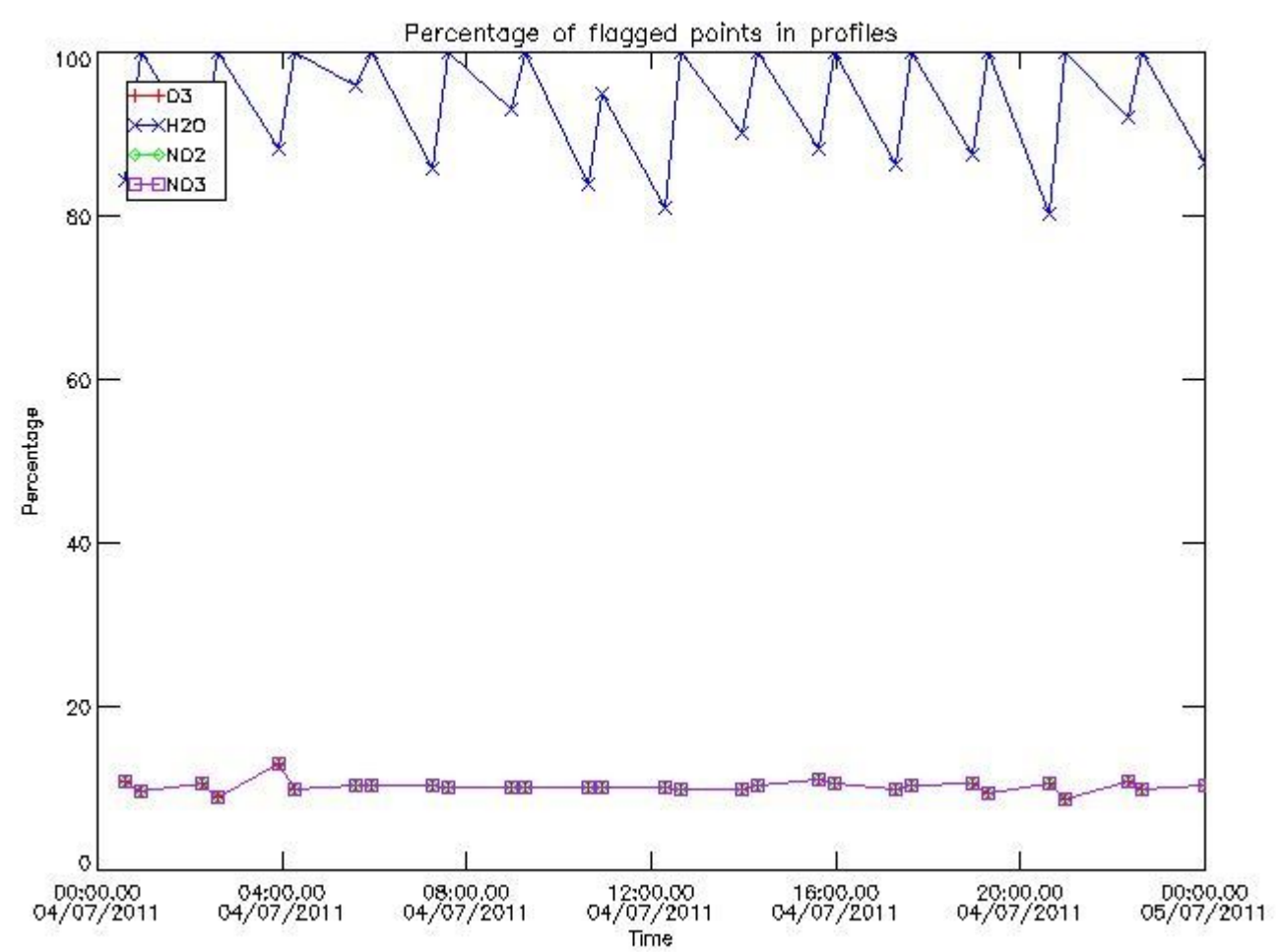
161	GOM_NL__2PRFIN20110704_150942_000000443104_00140_48861_1690.N1	04-JUL-2011 15:09:42	Bright	44.000	89	5Alp Cep	2.4510	8000.0	88	48861	No
162	GOM_NL__2PRFIN20110704_151807_000000443104_00140_48861_1691.N1	04-JUL-2011 15:18:07	Bright	43.500	76	27Gam Cas	2.3000	30000.	87	48861	No
163	GOM_NL__2PRFIN20110704_152216_000000573104_00140_48861_1692.N1	04-JUL-2011 15:22:16	Bright	57.000	160	23Gam Per	2.9300	4700.0	114	48861	No
164	GOM_NL__2PRFIN20110704_152406_000000553104_00140_48861_1693.N1	04-JUL-2011 15:24:06	Bright	55.000	175	39Del Per	3.0100	19400.	110	48861	No
165	GOM_NL__2PRFIN20110704_152537_000000553104_00140_48861_1694.N1	04-JUL-2011 15:25:37	Bright	54.500	73	57Gam1And	2.2600	13100.	109	48861	No
166	GOM_NL__2PRFIN20110704_152824_000000533104_00140_48861_1695.N1	04-JUL-2011 15:28:24	Twilight	53.000	173	4Bet Tri	3.0040	8900.0	106	48861	No
167	GOM_NL__2PRFIN20110704_153107_000000433104_00140_48861_1696.N1	04-JUL-2011 15:31:07	Twilight	42.500	146	25Eta Tau	2.8730	15200.	85	48861	No
168	GOM_NL__2PRFIN20110704_153801_000000513104_00140_48861_1697.N1	04-JUL-2011 15:38:01	Dark	51.000	94	92Alp Cet	2.5260	3100.0	102	48861	No
169	GOM_NL__2PRFIN20110704_155750_000000483104_00141_48862_1744.N1	04-JUL-2011 15:57:50	Dark	48.000	84	Alp Phe	2.3970	4500.0	96	48862	No
170	GOM_NL__2PRFIN20110704_160412_000000543104_00141_48862_1745.N1	04-JUL-2011 16:04:12	Straylight	53.500	63	Bet Gru	2.1500	2800.0	107	48862	No
171	GOM_NL__2PRFIN20110704_160603_000000493104_00141_48862_1746.N1	04-JUL-2011 16:06:03	Straylight	49.000	31	Alp Gru	1.7340	15200.	98	48862	No
172	GOM_NL__2PRFIN20110704_160801_000000403104_00141_48862_1747.N1	04-JUL-2011 16:08:01	Straylight	39.500	45	Alp Pav	1.9400	26000.	79	48862	No
173	GOM_NL__2PRFIN20110704_161716_000000463104_00141_48862_1748.N1	04-JUL-2011 16:17:16	Twilight	46.000	103	38Zet Sgr	2.6000	9700.0	92	48862	No
174	GOM_NL__2PRFIN20110704_161955_000000433104_00141_48862_1749.N1	04-JUL-2011 16:19:55	Bright	43.000	155	41Pi Sgr	2.9000	6600.0	86	48862	No
175	GOM_NL__2PRFIN20110704_162803_000000383104_00141_48862_1750.N1	04-JUL-2011 16:28:03	Bright	37.500	126	60Bet Oph	2.7700	4250.0	75	48862	No
176	GOM_NL__2PRFIN20110704_163140_000000443104_00141_48862_1751.N1	04-JUL-2011 16:31:40	Bright	44.000	168	17Zet Aql	2.9860	11000.	88	48862	No
177	GOM_NL__2PRFIN20110704_163841_000000413104_00141_48862_1752.N1	04-JUL-2011 16:38:41	Bright	41.000	5	3Alp Lyr	0.033000	11000.	82	48862	No
178	GOM_NL__2PRFIN20110704_164138_000000383104_00141_48862_1753.N1	04-JUL-2011 16:41:38	Bright	38.000	130	23Bet Dra	2.7990	5800.0	76	48862	No
179	GOM_NL__2PRFIN20110704_164955_000000453104_00141_48862_1754.N1	04-JUL-2011 16:49:55	Bright	44.500	89	5Alp Cep	2.4510	8000.0	89	48862	No
180	GOM_NL__2PRFIN20110704_165821_000000453104_00141_48862_1755.N1	04-JUL-2011 16:58:21	Bright	44.500	76	27Gam Cas	2.3000	30000.	89	48862	No
181	GOM_NL__2PRFIN20110704_170230_000000573104_00141_48862_1756.N1	04-JUL-2011 17:02:30	Bright	57.000	160	23Gam Per	2.9300	4700.0	114	48862	No
182	GOM_NL__2PRFIN20110704_170419_000000553104_00141_48862_1757.N1	04-JUL-2011 17:04:19	Bright	55.000	175	39Del Per	3.0100	19400.	110	48862	No
183	GOM_NL__2PRFIN20110704_170551_000000543104_00141_48862_1758.N1	04-JUL-2011 17:05:51	Bright	54.000	73	57Gam1And	2.2600	13100.	108	48862	No
184	GOM_NL__2PRFIN20110704_170838_000000523104_00141_48862_1759.N1	04-JUL-2011 17:08:38	Twilight	51.500	173	4Bet Tri	3.0040	8900.0	103	48862	No
185	GOM_NL__2PRFIN20110704_171121_000000423104_00141_48862_1760.N1	04-JUL-2011 17:11:21	Twilight	42.000	146	25Eta Tau	2.8730	15200.	84	48862	No
186	GOM_NL__2PRFIN20110704_171815_000000523104_00141_48862_1761.N1	04-JUL-2011 17:18:15	Dark	51.500	94	92Alp Cet	2.5260	3100.0	103	48862	No
187	GOM_NL__2PRFIN20110704_173805_000000543104_00142_48863_1796.N1	04-JUL-2011 17:38:05	Dark	54.000	84	Alp Phe	2.3970	4500.0	108	48863	No
188	GOM_NL__2PRFIN20110704_174427_000000523104_00142_48863_1797.N1	04-JUL-2011 17:44:27	Straylight	51.500	63	Bet Gru	2.1500	2800.0	103	48863	No
189	GOM_NL__2PRFIN20110704_174618_000000493104_00142_48863_1798.N1	04-JUL-2011 17:46:18	Straylight	49.000	31	Alp Gru	1.7340	15200.	98	48863	No
190	GOM_NL__2PRFIN20110704_174815_000000403104_00142_48863_1799.N1	04-JUL-2011 17:48:15	Straylight	40.000	45	Alp Pav	1.9400	26000.	80	48863	No
191	GOM_NL__2PRFIN20110704_175730_000000433104_00142_48863_1800.N1	04-JUL-2011 17:57:30	Twilight	42.500	103	38Zet Sgr	2.6000	9700.0	85	48863	No
192	GOM_NL__2PRFIN20110704_180009_000000443104_00142_48863_1801.N1	04-JUL-2011 18:00:09	Bright	43.500	155	41Pi Sgr	2.9000	6600.0	87	48863	No
193	GOM_NL__2PRFIN20110704_180817_000000373104_00142_48863_1802.N1	04-JUL-2011 18:08:17	Bright	37.000	126	60Bet Oph	2.7700	4250.0	74	48863	No
194	GOM_NL__2PRFIN20110704_181154_000000443104_00142_48863_1803.N1	04-JUL-2011 18:11:54	Bright	43.500	168	17Zet Aql	2.9860	11000.	87	48863	No
195	GOM_NL__2PRFIN20110704_181855_000000603104_00142_48863_1804.N1	04-JUL-2011 18:18:55	Bright	60.000	5	3Alp Lyr	0.033000	11000.	120	48863	No
196	GOM_NL__2PRFIN20110704_182152_000000403104_00142_48863_1805.N1	04-JUL-2011 18:21:52	Bright	39.500	130	23Bet Dra	2.7990	5800.0	79	48863	No
197	GOM_NL__2PRFIN20110704_183009_000000463104_00142_48863_1806.N1	04-JUL-2011 18:30:09	Bright	45.500	89	5Alp Cep	2.4510	8000.0	91	48863	No
198	GOM_NL__2PRFIN20110704_183834_000000663104_00142_48863_1807.N1	04-JUL-2011 18:38:34	Bright	66.000	76	27Gam Cas	2.3000	30000.	132	48863	No
199	GOM_NL__2PRFIN20110704_184244_000000573104_00142_48863_1808.N1	04-JUL-2011 18:42:44	Bright	57.000	160	23Gam Per	2.9300	4700.0	114	48863	No
200	GOM_NL__2PRFIN20110704_184434_000000353104_00142_48863_1809.N1	04-JUL-2011 18:44:34	Bright	35.000	175	39Del Per	3.0100	19400.	70	48863	No
201	GOM_NL__2PRFIN20110704_184605_000000553104_00142_48863_1810.N1	04-JUL-2011 18:46:05	Bright	55.000	73	57Gam1And	2.2600	13100.	110	48863	No
202	GOM_NL__2PRFIN20110704_184852_000000533104_00142_48863_1811.N1	04-JUL-2011 18:48:52	Twilight	52.500	173	4Bet Tri	3.0040	8900.0	105	48863	No
203	GOM_NL__2PRFIN20110704_185136_000000433104_00142_48863_1812.N1	04-JUL-2011 18:51:36	Twilight	42.500	146	25Eta Tau	2.8730	15200.	85	48863	No
204	GOM_NL__2PRFIN20110704_185830_000000483104_00142_48863_1813.N1	04-JUL-2011 18:58:30	Dark	48.000	94	92Alp Cet	2.5260	3100.0	96	48863	No
205	GOM_NL__2PRFIN20110704_191821_000000553104_00143_48864_1822.N1	04-JUL-2011 19:18:21	Dark	54.500	84	Alp Phe	2.3970	4500.0	109	48864	No
206	GOM_NL__2PRFIN20110704_192442_000000643104_00143_48864_1823.N1	04-JUL-2011 19:24:42	Straylight	63.500	63	Bet Gru	2.1500	2800.0	127	48864	No
207	GOM_NL__2PRFIN20110704_192633_000000493104_00143_48864_1824.N1	04-JUL-2011 19:26:33	Straylight	49.000	31	Alp Gru	1.7340	15200.	98	48864	No
208	GOM_NL__2PRFIN20110704_192830_000000413104_00143_48864_1825.N1	04-JUL-2011 19:28:30	Straylight	40.500	45	Alp Pav	1.9400	26000.	81	48864	No
209	GOM_NL__2PRFIN20110704_193744_000000433104_00143_48864_1826.N1	04-JUL-2011 19:37:44	Twilight	43.000	103	38Zet Sgr	2.6000	9700.0	86	48864	No
210	GOM_NL__2PRFIN20110704_194023_000000433104_00143_48864_1827.N1	04-JUL-2011 19:40:23	Bright	42.500	155	41Pi Sgr	2.9000	6600.0	85	48864	No
211	GOM_NL__2PRFIN20110704_194831_000000383104_00143_48864_1828.N1	04-JUL-2011 19:48:31	Bright	37.500	126	60Bet Oph	2.7700	4250.0	75	48864	No
212	GOM_NL__2PRFIN20110704_195208_000000443104_00143_48864_1829.N1	04-JUL-2011 19:52:08	Bright	43.500	168	17Zet Aql	2.9860	11000.	87	48864	No
213	GOM_NL__2PRFIN20110704_195909_000000423104_00143_48864_1830.N1	04-JUL-2011 19:59:09	Bright	42.000	5	3Alp Lyr	0.033000	11000.	84	48864	No
214	GOM_NL__2PRFIN20110704_200206_000000393104_00143_48864_1831.N1	04-JUL-2011 20:02:06	Bright	38.500	130	23Bet Dra	2.7990	5800.0	77	48864	No
215	GOM_NL__2PRFIN20110704_201022_000000463104_00143_48864_1832.N1	04-JUL-2011 20:10:22	Bright	45.500	89	5Alp Cep	2.4510	8000.0	91	48864	No
216	GOM_NL__2PRFIN20110704_201848_000000543104_00143_48864_1833.N1	04-JUL-2011 20:18:48	Bright	54.000	76	27Gam Cas	2.3000	30000.	108	48864	No
217	GOM_NL__2PRFIN20110704_202258_000000383104_00143_48864_1834.N1	04-JUL-2011 20:22:58	Bright	37.500	160	23Gam Per	2.9300	4700.0	75	48864	No
218	GOM_NL__2PRFIN20110704_202448_000000353104_00143_48864_1835.N1	04-JUL-2011 20:24:48	Bright	34.500	175	39Del Per	3.0100	19400.	69	48864	No
219	GOM_NL__2PRFIN20110704_202619_000000693104_00143_48864_1836.N1	04-JUL-2011 20:26:19	Bright	69.000	73	57Gam1And	2.2600	13100.	138	48864	No

220	GOM_NL__2PRFIN20110704_202906_000000533104_00143_48864_1837.N1	04-JUL-2011 20:29:06	Twilight	52.500	173	4Bet Tri	3.0040	8900.0	105	48864	No
221	GOM_NL__2PRFIN20110704_203150_000000393104_00143_48864_1838.N1	04-JUL-2011 20:31:50	Twilight	39.000	146	25Eta Tau	2.8730	15200.	78	48864	No
222	GOM_NL__2PRFIN20110704_203844_000000493104_00143_48864_1839.N1	04-JUL-2011 20:38:44	Dark	48.500	94	92Alp Cet	2.5260	3100.0	97	48864	No
223	GOM_NL__2PRFIN20110704_205836_000000593104_00144_48865_1851.N1	04-JUL-2011 20:58:36	Dark	58.500	84	Alp Phe	2.3970	4500.0	117	48865	No
224	GOM_NL__2PRFIN20110704_210457_000000523104_00144_48865_1852.N1	04-JUL-2011 21:04:57	Straylight	52.000	63	Bet Gru	2.1500	2800.0	104	48865	No
225	GOM_NL__2PRFIN20110704_210648_000000493104_00144_48865_1853.N1	04-JUL-2011 21:06:48	Straylight	48.500	31	Alp Gru	1.7340	15200.	97	48865	No
226	GOM_NL__2PRFIN20110704_210844_000000393104_00144_48865_1854.N1	04-JUL-2011 21:08:44	Straylight	39.000	45	Alp Pav	1.9400	26000.	78	48865	No
227	GOM_NL__2PRFIN20110704_211758_000000453104_00144_48865_1855.N1	04-JUL-2011 21:17:58	Twilight	45.000	103	38Zet Sgr	2.6000	9700.0	90	48865	No
228	GOM_NL__2PRFIN20110704_212037_000000433104_00144_48865_1856.N1	04-JUL-2011 21:20:37	Bright	43.000	155	41Pi Sgr	2.9000	6600.0	86	48865	No
229	GOM_NL__2PRFIN20110704_212845_000000383104_00144_48865_1857.N1	04-JUL-2011 21:28:45	Bright	37.500	126	60Bet Oph	2.7700	4250.0	75	48865	No
230	GOM_NL__2PRFIN20110704_213221_000000453104_00144_48865_1858.N1	04-JUL-2011 21:32:21	Bright	44.500	168	17Zet Aql	2.9860	11000.	89	48865	No
231	GOM_NL__2PRFIN20110704_213922_000000393104_00144_48865_1859.N1	04-JUL-2011 21:39:22	Bright	39.000	5	3Alp Lyr	0.033000	11000.	78	48865	No
232	GOM_NL__2PRFIN20110704_214220_000000393104_00144_48865_1860.N1	04-JUL-2011 21:42:20	Bright	38.500	130	23Bet Dra	2.7990	5800.0	77	48865	No
233	GOM_NL__2PRFIN20110704_215035_000000443104_00144_48865_1861.N1	04-JUL-2011 21:50:35	Bright	44.000	89	5Alp Cep	2.4510	8000.0	88	48865	No
234	GOM_NL__2PRFIN20110704_215901_000000633104_00144_48865_1862.N1	04-JUL-2011 21:59:01	Bright	62.500	76	27Gam Cas	2.3000	30000.	125	48865	No
235	GOM_NL__2PRFIN20110704_220312_000000393104_00144_48865_1863.N1	04-JUL-2011 22:03:12	Bright	39.000	160	23Gam Per	2.9300	4700.0	78	48865	No
236	GOM_NL__2PRFIN20110704_220502_000000343104_00144_48865_1864.N1	04-JUL-2011 22:05:02	Bright	34.000	175	39Del Per	3.0100	19400.	68	48865	No
237	GOM_NL__2PRFIN20110704_220633_000000563104_00144_48865_1865.N1	04-JUL-2011 22:06:33	Bright	55.500	73	57Gam1And	2.2600	13100.	111	48865	No
238	GOM_NL__2PRFIN20110704_220920_000000513104_00144_48865_1866.N1	04-JUL-2011 22:09:20	Twilight	51.000	173	4Bet Tri	3.0040	8900.0	102	48865	No
239	GOM_NL__2PRFIN20110704_221204_000000423104_00144_48865_1867.N1	04-JUL-2011 22:12:04	Twilight	41.500	146	25Eta Tau	2.8730	15200.	83	48865	No
240	GOM_NL__2PRFIN20110704_221859_000000513104_00144_48865_1868.N1	04-JUL-2011 22:18:59	Dark	51.000	94	92Alp Cet	2.5260	3100.0	102	48865	No
241	GOM_NL__2PRFIN20110704_223851_000000513104_00145_48866_1857.N1	04-JUL-2011 22:38:51	Dark	51.000	84	Alp Phe	2.3970	4500.0	102	48866	No
242	GOM_NL__2PRFIN20110704_224512_000000513104_00145_48866_1858.N1	04-JUL-2011 22:45:12	Straylight	51.000	63	Bet Gru	2.1500	2800.0	102	48866	No
243	GOM_NL__2PRFIN20110704_224703_000000473104_00145_48866_1859.N1	04-JUL-2011 22:47:03	Straylight	47.000	31	Alp Gru	1.7340	15200.	94	48866	No
244	GOM_NL__2PRFIN20110704_224858_000000403104_00145_48866_1860.N1	04-JUL-2011 22:48:58	Straylight	40.000	45	Alp Pav	1.9400	26000.	80	48866	No
245	GOM_NL__2PRFIN20110704_225813_000000453104_00145_48866_1861.N1	04-JUL-2011 22:58:13	Twilight	44.500	103	38Zet Sgr	2.6000	9700.0	89	48866	No
246	GOM_NL__2PRFIN20110704_230051_000000443104_00145_48866_1862.N1	04-JUL-2011 23:00:51	Bright	43.500	155	41Pi Sgr	2.9000	6600.0	87	48866	No
247	GOM_NL__2PRFIN20110704_230859_000000383104_00145_48866_1863.N1	04-JUL-2011 23:08:59	Bright	38.000	126	60Bet Oph	2.7700	4250.0	76	48866	No
248	GOM_NL__2PRFIN20110704_231235_000000443104_00145_48866_1864.N1	04-JUL-2011 23:12:35	Bright	43.500	168	17Zet Aql	2.9860	11000.	87	48866	No
249	GOM_NL__2PRFIN20110704_231936_000000393104_00145_48866_1865.N1	04-JUL-2011 23:19:36	Bright	39.000	5	3Alp Lyr	0.033000	11000.	78	48866	No
250	GOM_NL__2PRFIN20110704_232233_000000473104_00145_48866_1866.N1	04-JUL-2011 23:22:33	Bright	46.500	130	23Bet Dra	2.7990	5800.0	93	48866	No
251	GOM_NL__2PRFIN20110704_233048_000000453104_00145_48866_1867.N1	04-JUL-2011 23:30:48	Bright	44.500	89	5Alp Cep	2.4510	8000.0	89	48866	No
252	GOM_NL__2PRFIN20110704_233915_000000453104_00145_48866_1868.N1	04-JUL-2011 23:39:15	Bright	45.000	76	27Gam Cas	2.3000	30000.	90	48866	No
253	GOM_NL__2PRFIN20110704_234326_000000383104_00145_48866_1869.N1	04-JUL-2011 23:43:26	Bright	37.500	160	23Gam Per	2.9300	4700.0	75	48866	No
254	GOM_NL__2PRFIN20110704_234516_000000353104_00145_48866_1870.N1	04-JUL-2011 23:45:16	Bright	35.000	175	39Del Per	3.0100	19400.	70	48866	No
255	GOM_NL__2PRFIN20110704_234647_000000543104_00145_48866_1871.N1	04-JUL-2011 23:46:47	Bright	54.000	73	57Gam1And	2.2600	13100.	108	48866	No
256	GOM_NL__2PRFIN20110704_234934_000000513104_00145_48866_1872.N1	04-JUL-2011 23:49:34	Twilight	51.000	173	4Bet Tri	3.0040	8900.0	102	48866	No
257	GOM_NL__2PRFIN20110704_235218_000000413104_00145_48866_1873.N1	04-JUL-2011 23:52:18	Twilight	41.000	146	25Eta Tau	2.8730	15200.	82	48866	No
258	GOM_NL__2PRFIN20110704_235913_000000493104_00145_48866_1874.N1	04-JUL-2011 23:59:13	Dark	48.500	94	92Alp Cet	2.5260	3100.0	97	48866	No

3. Quality information per product

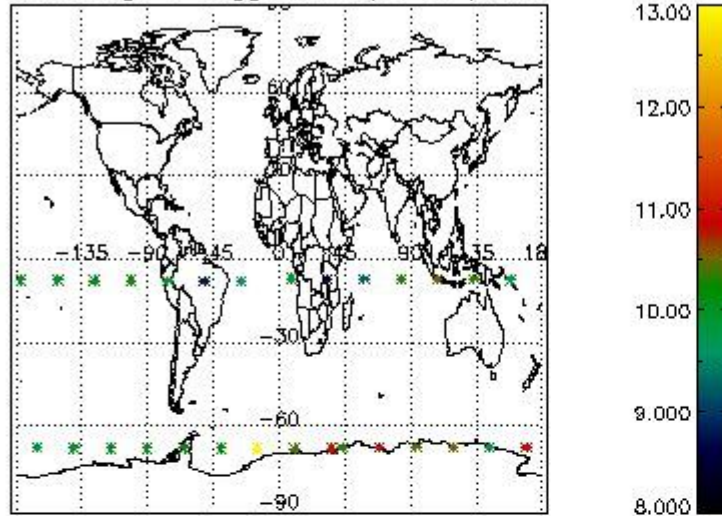
In this section it is plotted some information contained in the Quality Summary data set of the level 2 products. Only products in dark limb conditions and without errors (error flag in the MPH set to "0") are used.

3.1 Plot quality information per product (time dependant)

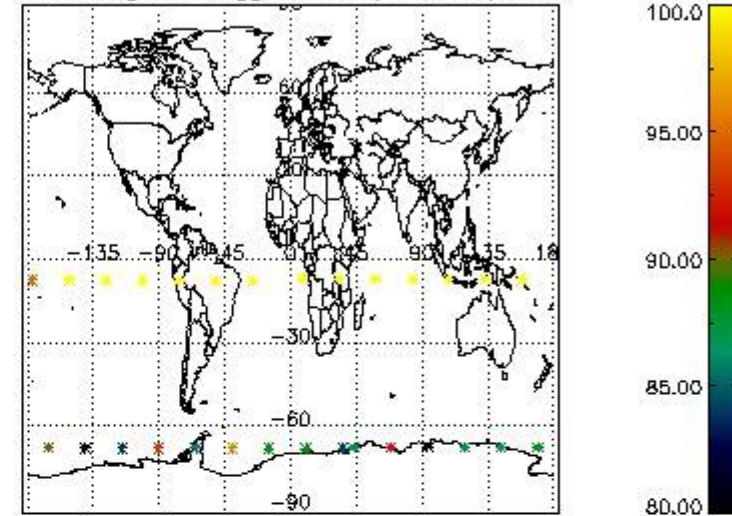


3.2 Plot quality information per product (world map)

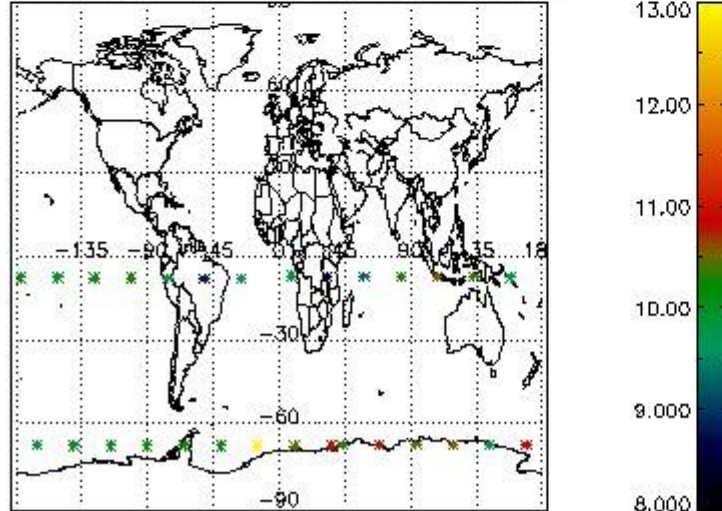
Percentage of flagged data per O3 profile



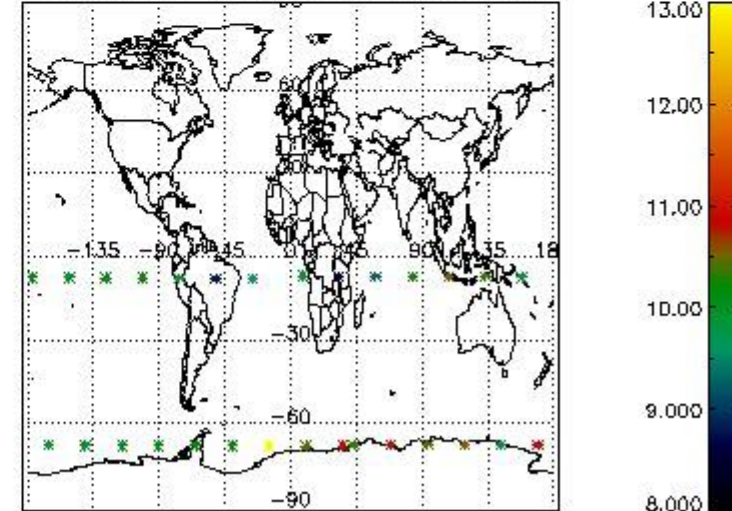
Percentage of flagged data per H2O profile



Percentage of flagged data per NO2 profile



Percentage of flagged data per NO3 profile

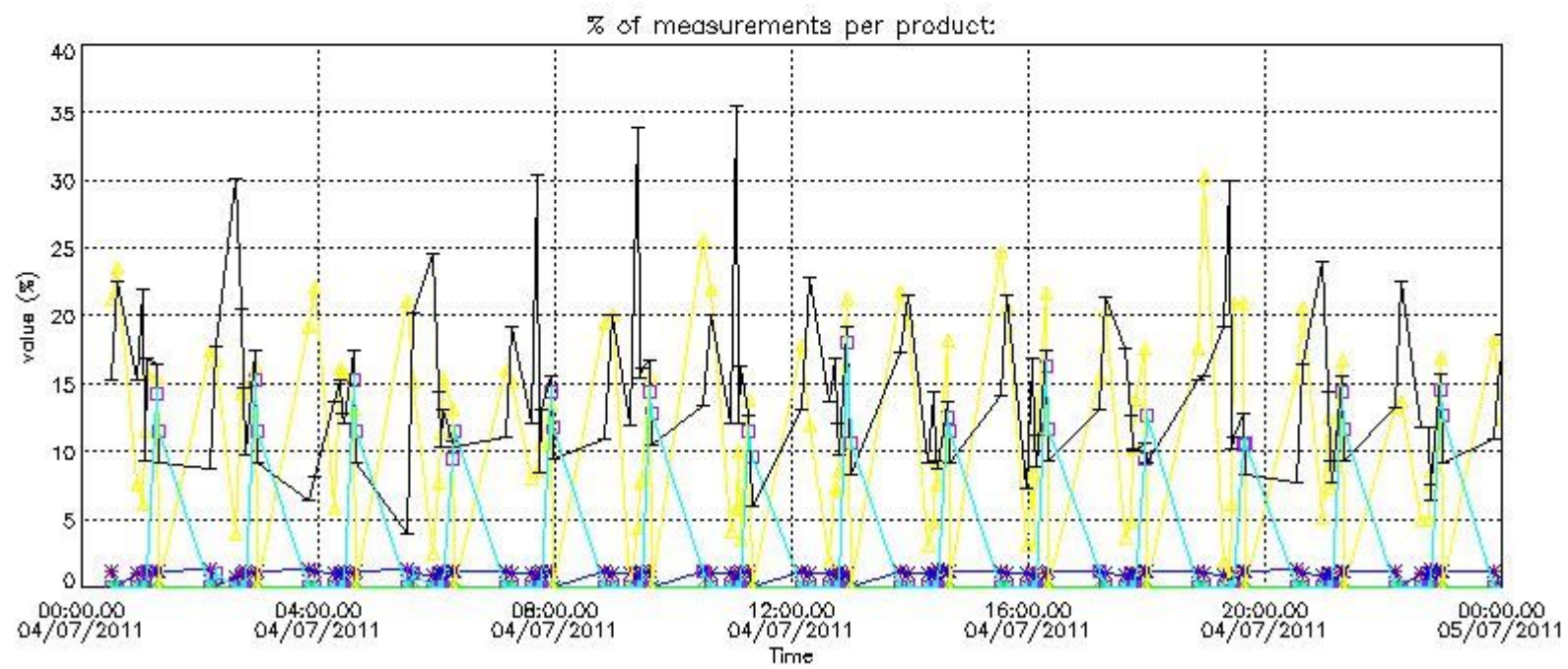


4. Level 1 quality information per product

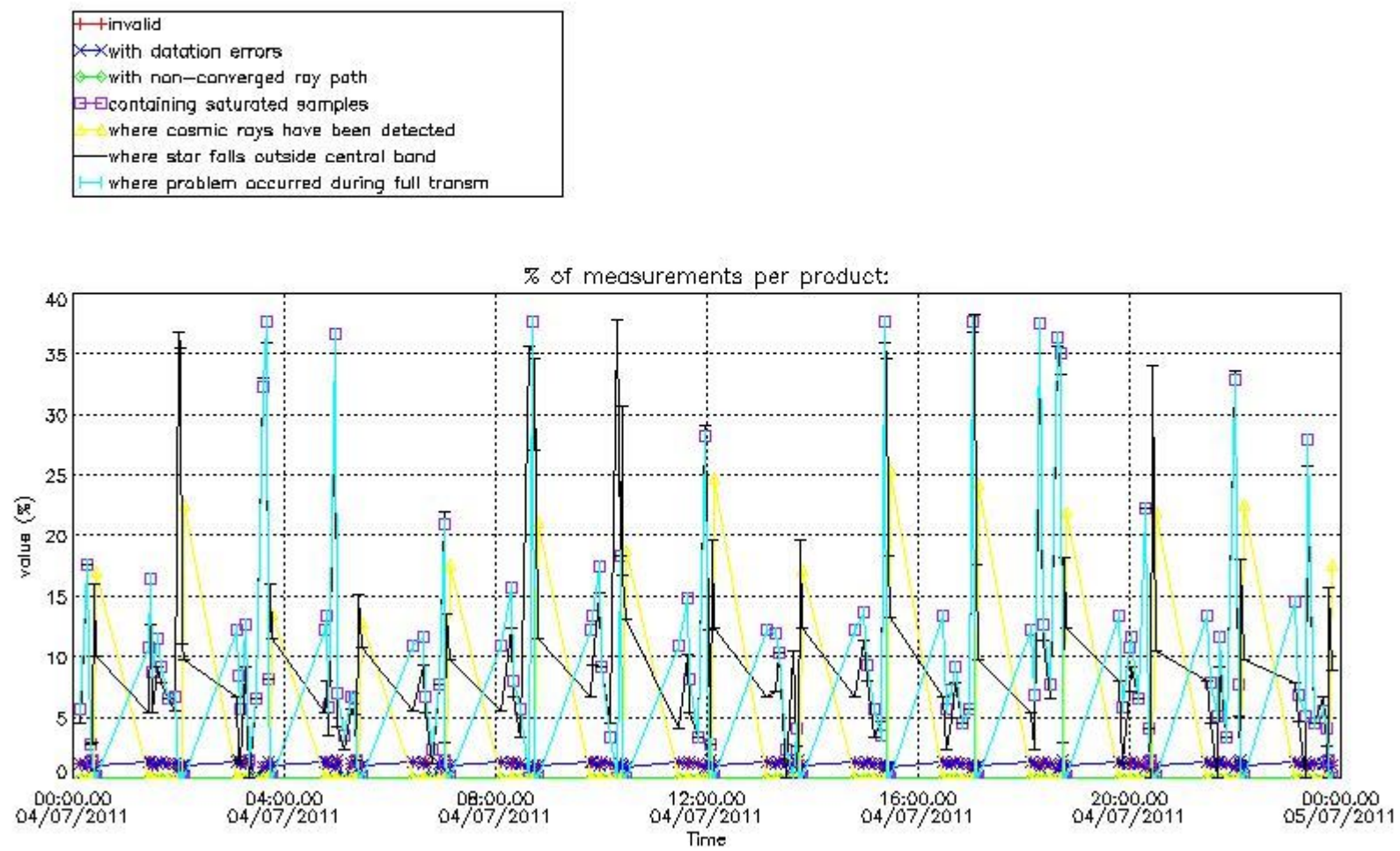
In this section it is plotted some information contained in the Quality Summary data set of the level 2 products that comes from the level 1b processing. Products without errors (error flag in the MPH set to "0") are used.

4.1 Plot quality information per product (time dependant) coming from level 1b processing

4.1.1 Plot level 1 quality information per product (time dependant): ENVISAT ASCENDING passes



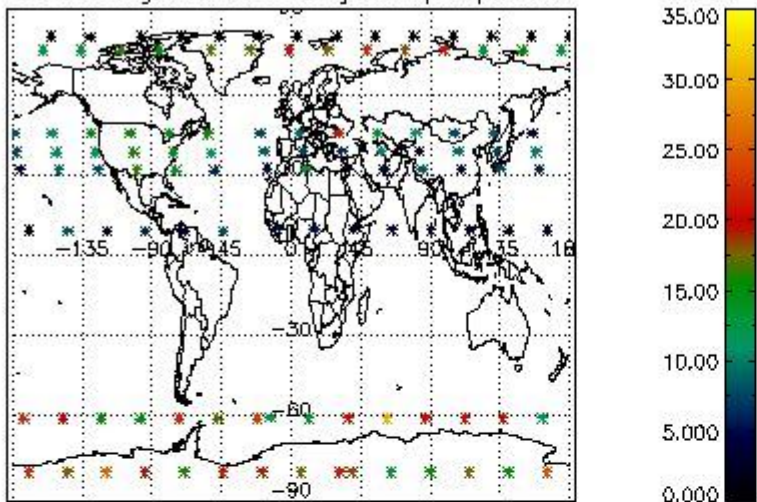
4.1.2 Plot level 1 quality information per product (time dependant): ENVI SAT DESCENDING passes



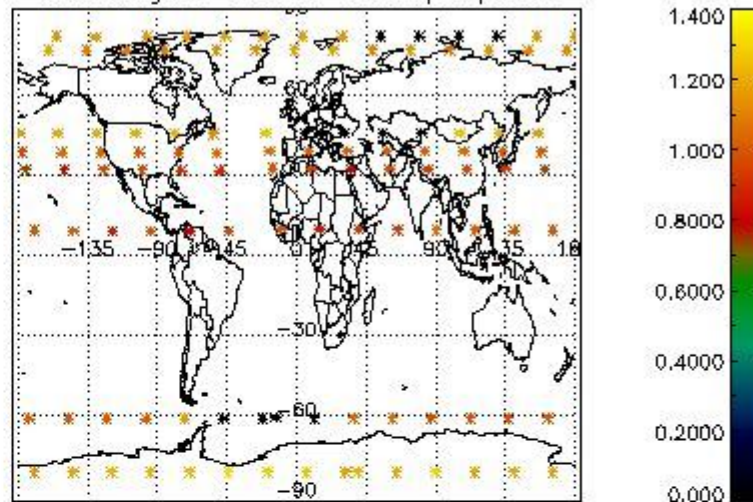
4.2 Plot quality information per product coming from level 1b processing (world map)

4.2.1 Plot level 1 quality information per product (world map): ENVISAT ASCENDING passes

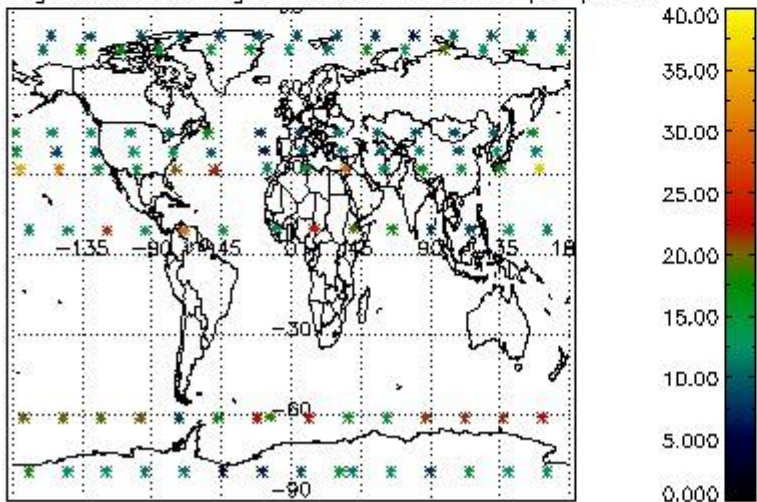
Percentage of cosmic ray hits per profile



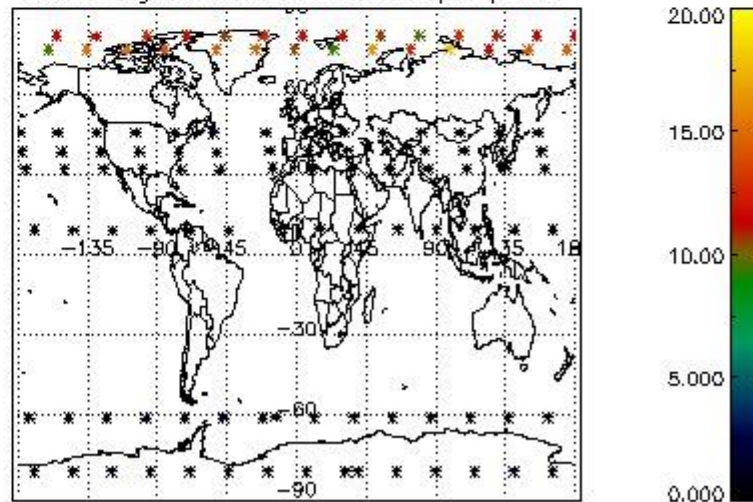
Percentage of datation errors per profile



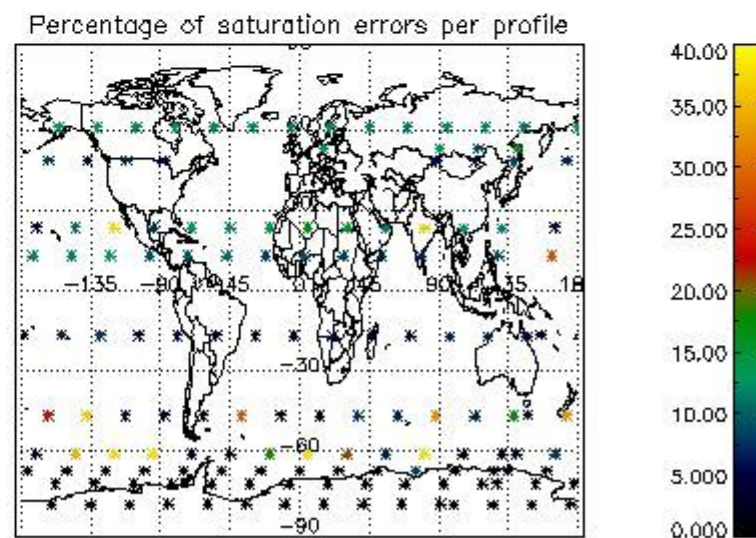
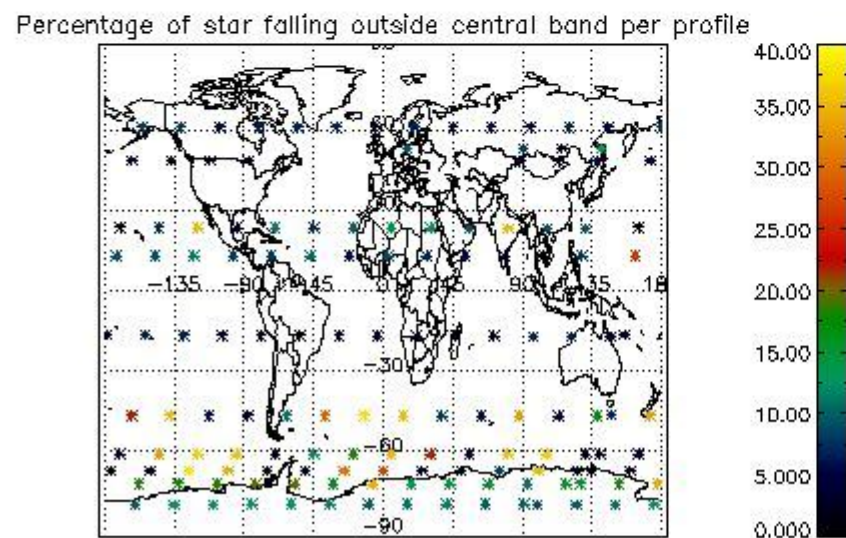
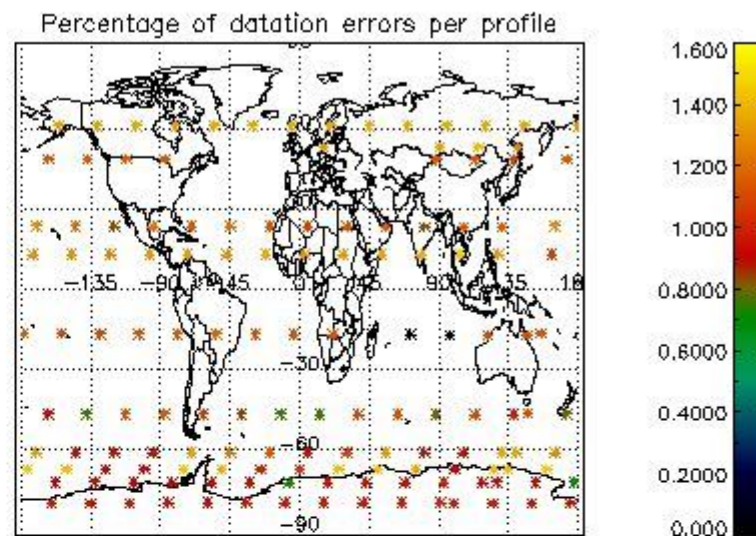
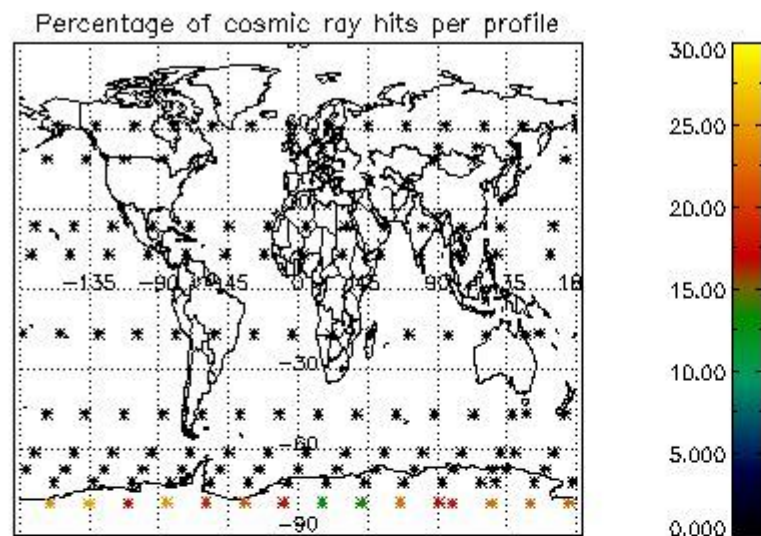
Percentage of star falling outside central band per profile



Percentage of saturation errors per profile



4.2.2 Plot level 1 quality information per product (world map): ENVISAT DESCENDING passes



5. Trace gas profiles

5.1 Ozone statistics based on quality of products

The final quality of the products can be "measured" using the STD (Standard Deviation) attached to every point profile. This information is written to the parameter GOM_NL__2P/NL_LOCAL_SPECIES_DENSITY/o3_std of the level 2 products. The table below shows the statistics for given STD ranges.

The statistics are given with respect to the overall valid production:

- Products without fatal errors: GOM_NL__2P/MPH/PRODUCT_ERR=0
- Valid point profile: GOM_NL__2P/NL_LOCAL_SPECIES_DENSITY/pcd(0)=0

The 'Criteria' is applied to valid points of dark limb products:

- Products in dark limb illumination condition: GOM_NL__2P/NL_SUMMARY_QUALITY/obs_ill_cond=0
- Products without fatal errors: GOM_NL__2P/MPH/PRODUCT_ERR=0
- Valid point profile: GOM_NL__2P/NL_LOCAL_SPECIES_DENSITY/pcd(0)=0

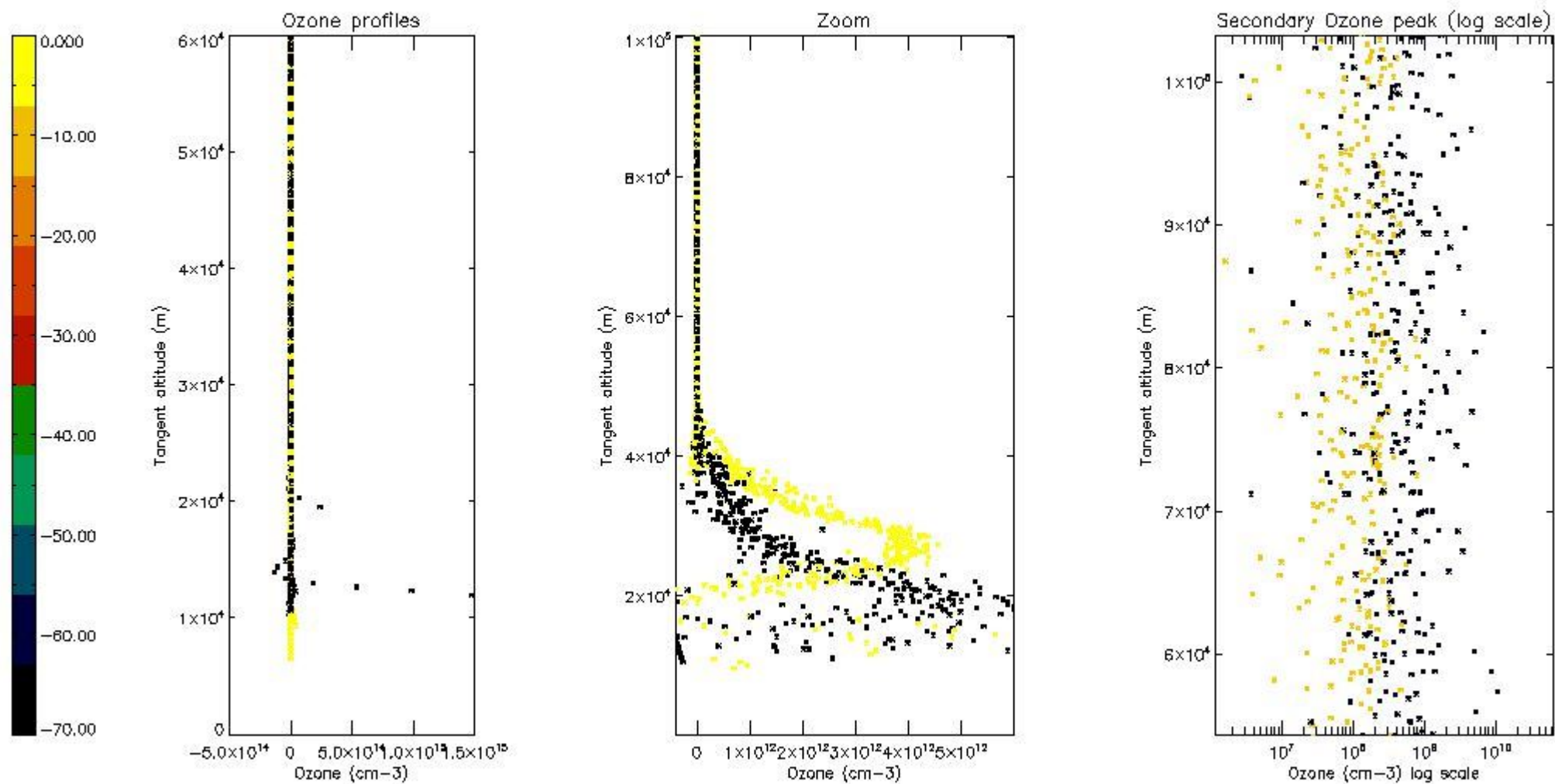
So, the table below shows the percentage of dark limb and valid observations for each criteria with respect to the overall valid daily observations.

Criteria	% of total production
All STD	13
STD < 20	3

STD < 10	1
STD < 5	0

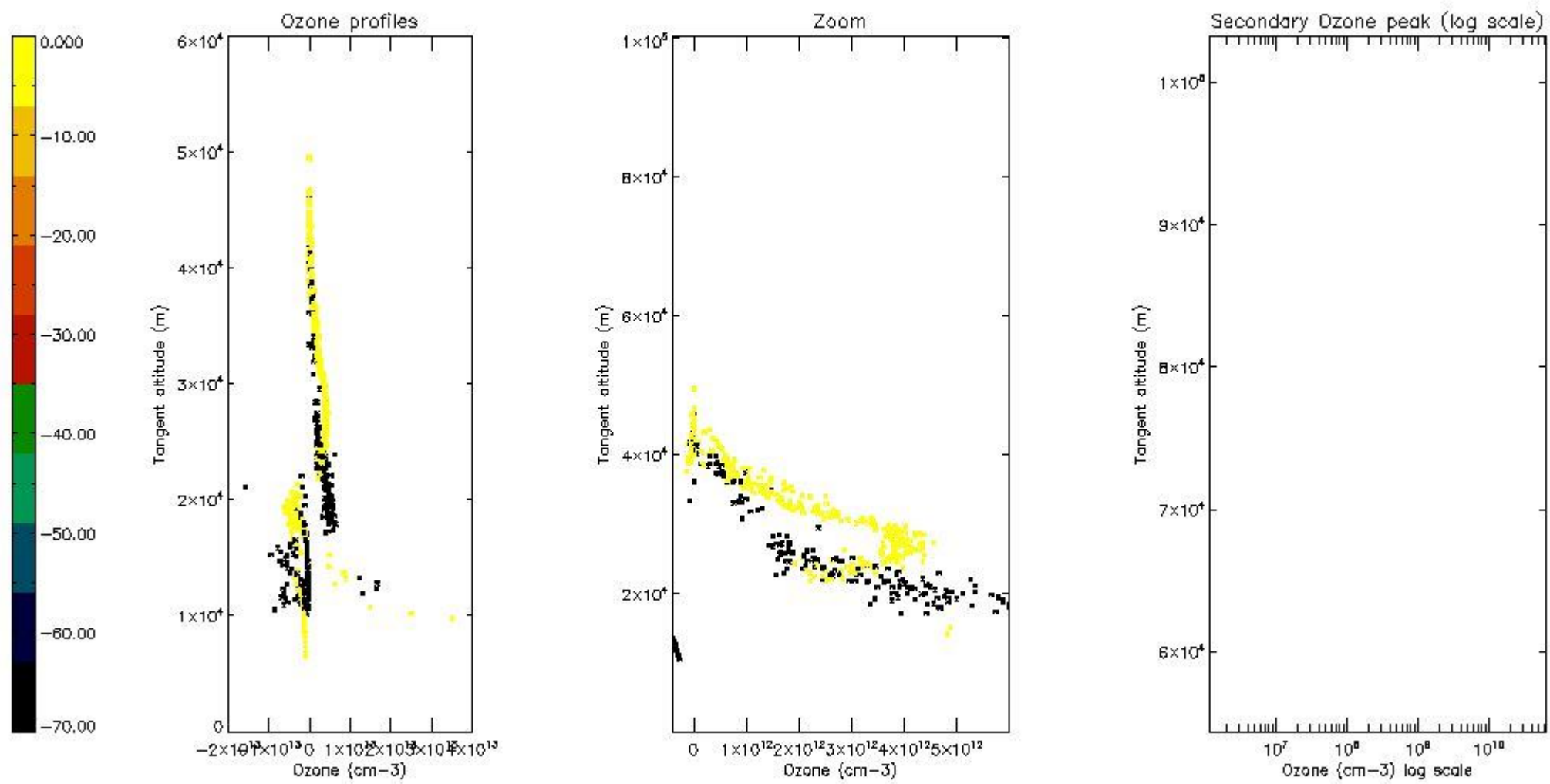
5.2 Plot ozone profiles for all STD (dark without errors)

The colorbar represents the latitude.



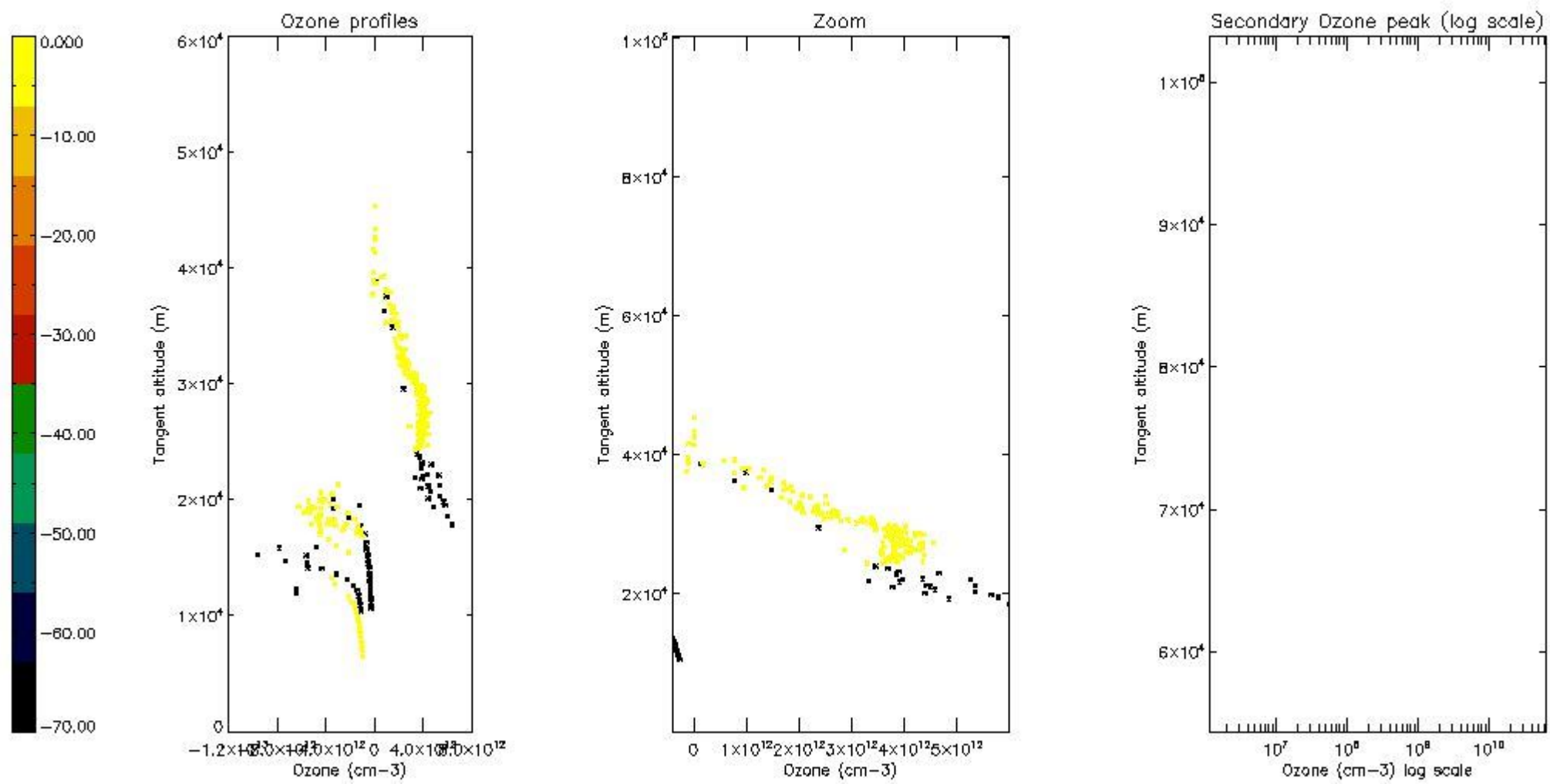
5.3 Plot ozone profiles where STD < 20% (dark without errors)

The colorbar represents the latitude.



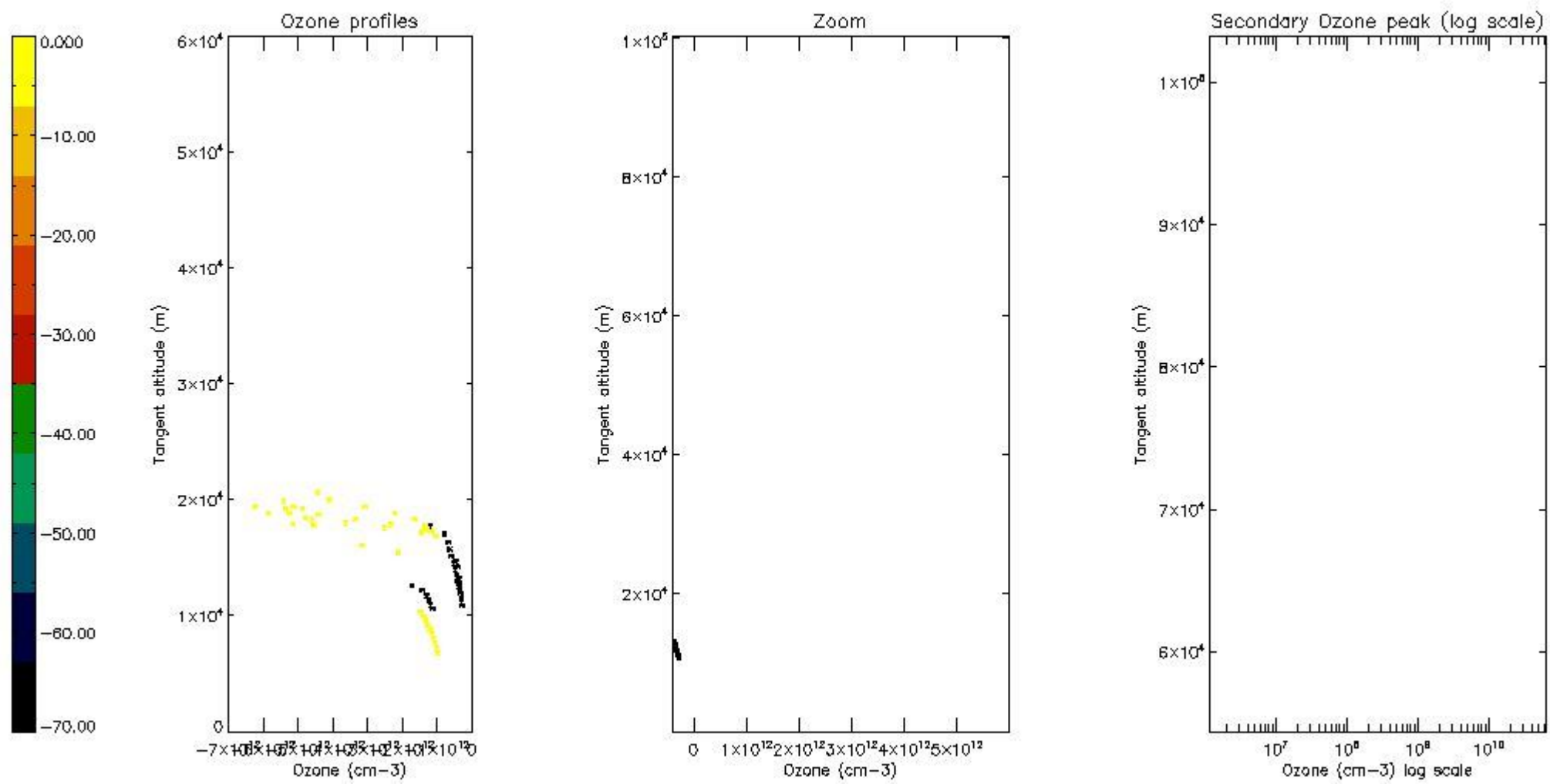
5.4 Plot ozone profiles where $STD < 10\%$ (dark without errors)

The colorbar represents the latitude.



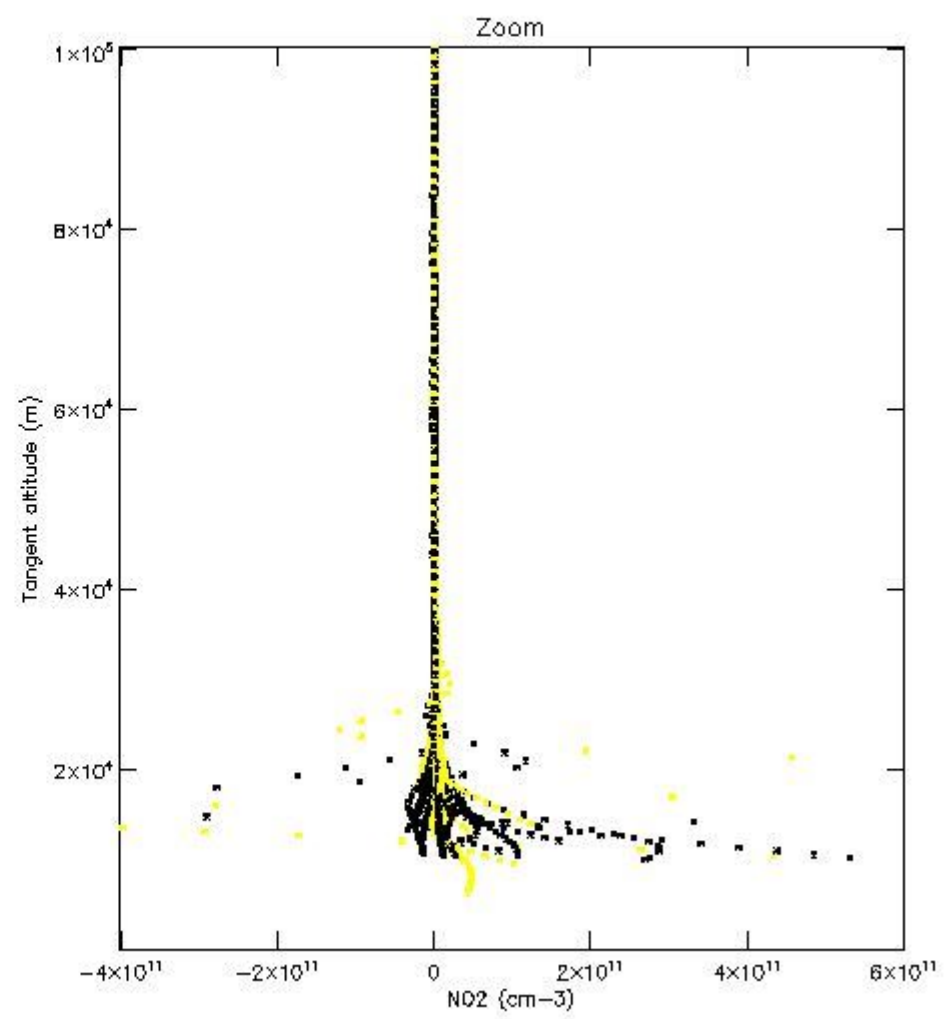
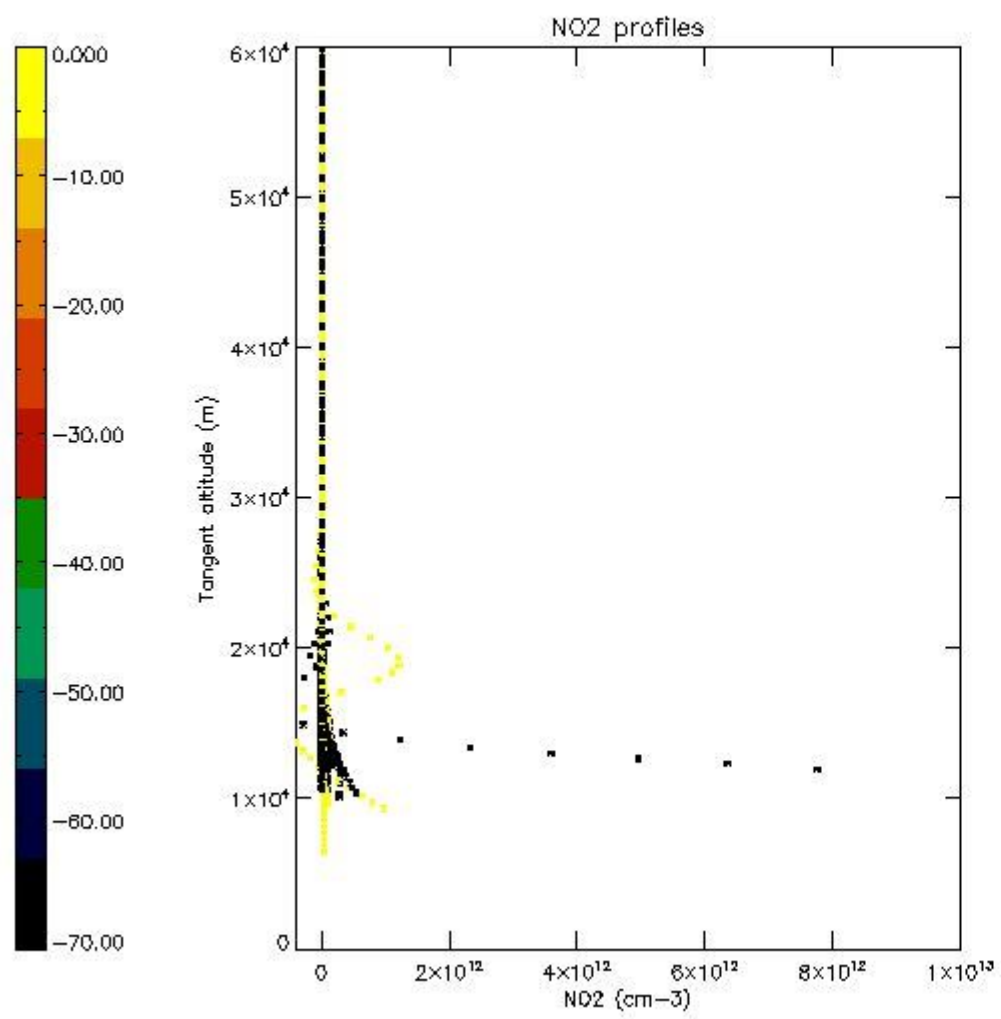
5.5 Plot ozone profiles where $STD < 5\%$ (dark without errors)

The colorbar represents the latitude.



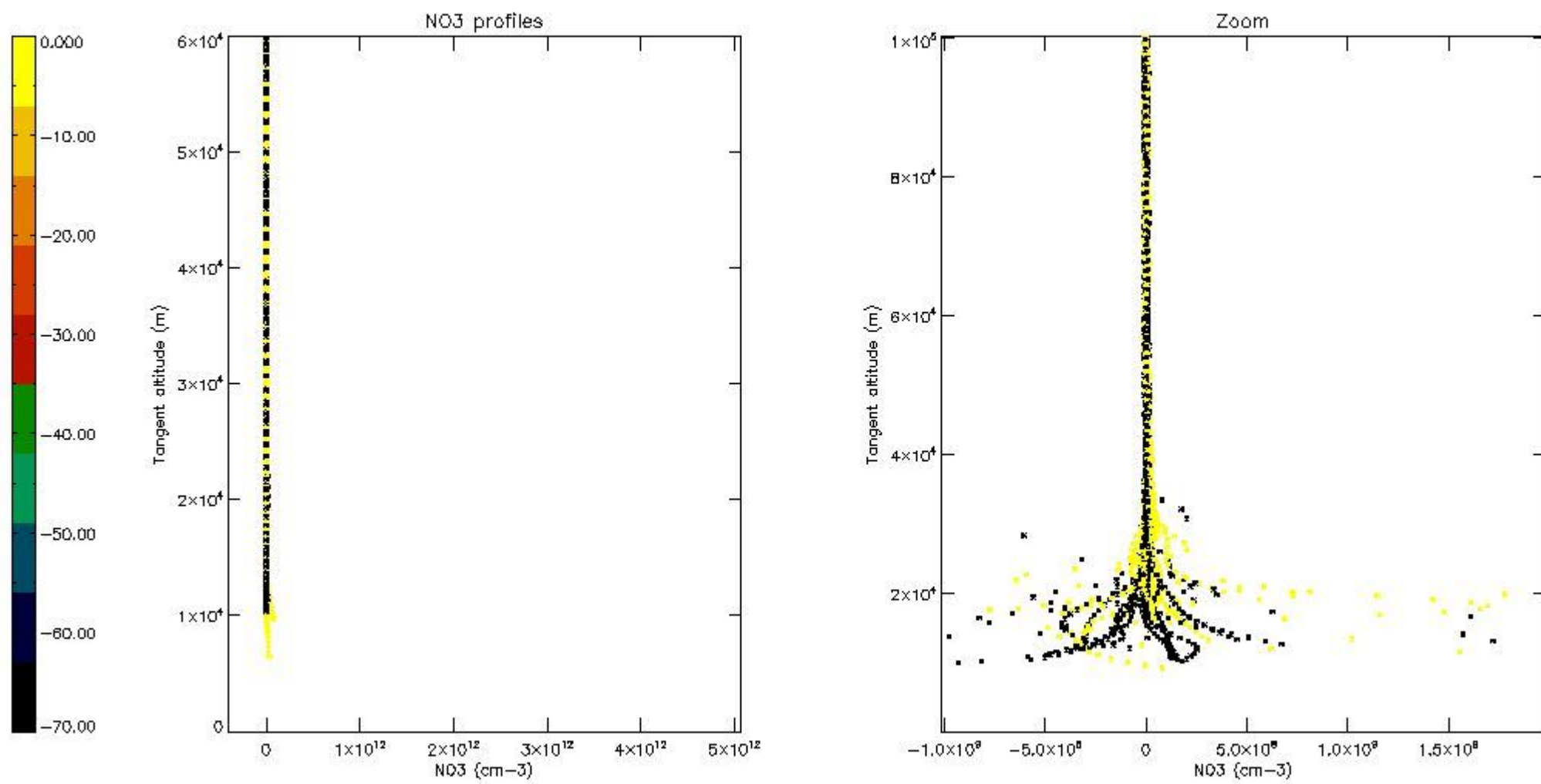
5.6 Plot NO₂ profiles for all STD (dark without errors)

The colorbar represents the latitude.



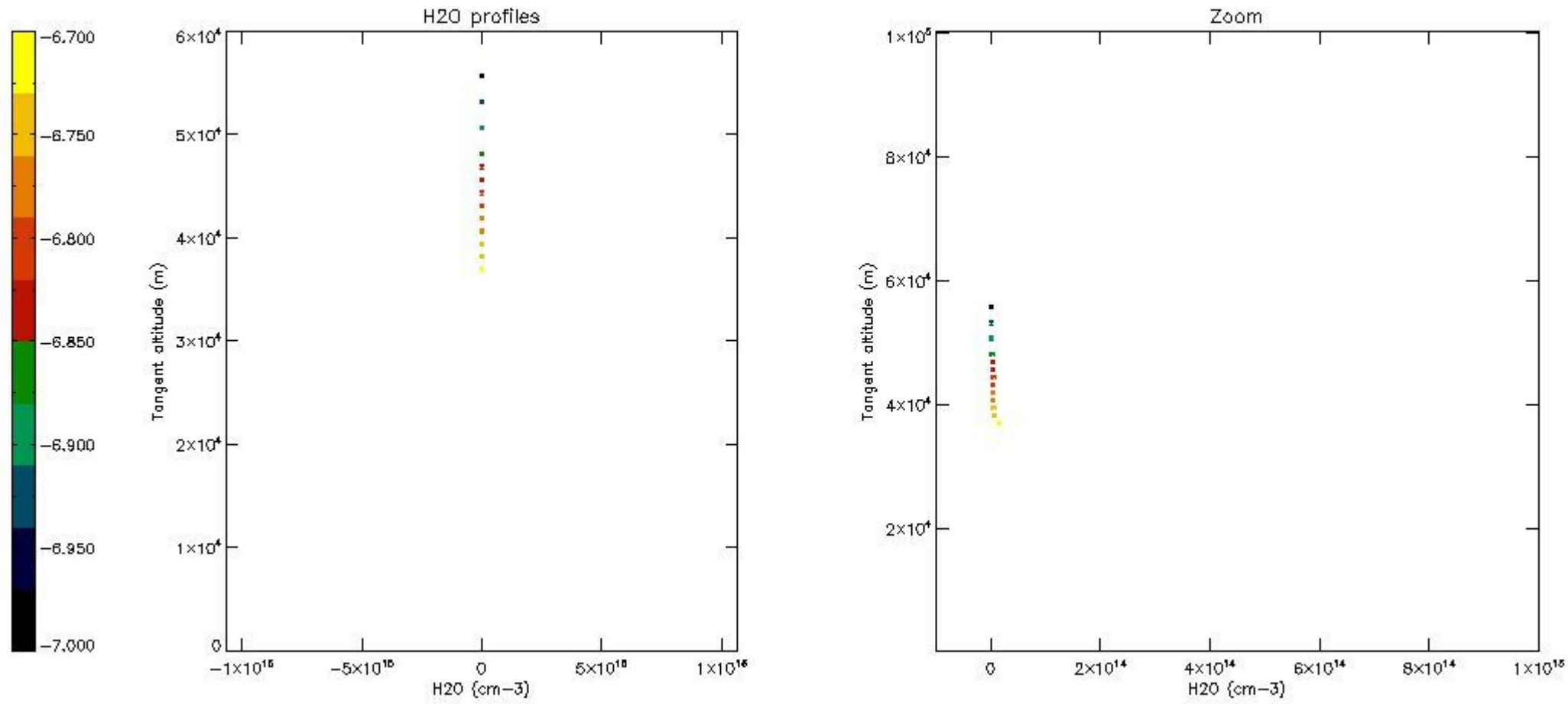
5.7 Plot NO3 profiles for all STD (dark without errors)

The colorbar represents the latitude.



5.8 Plot H₂O profiles for all STD (only for occultations of stars 1,2,3,4,13,14,16,26,63 dark without errors)

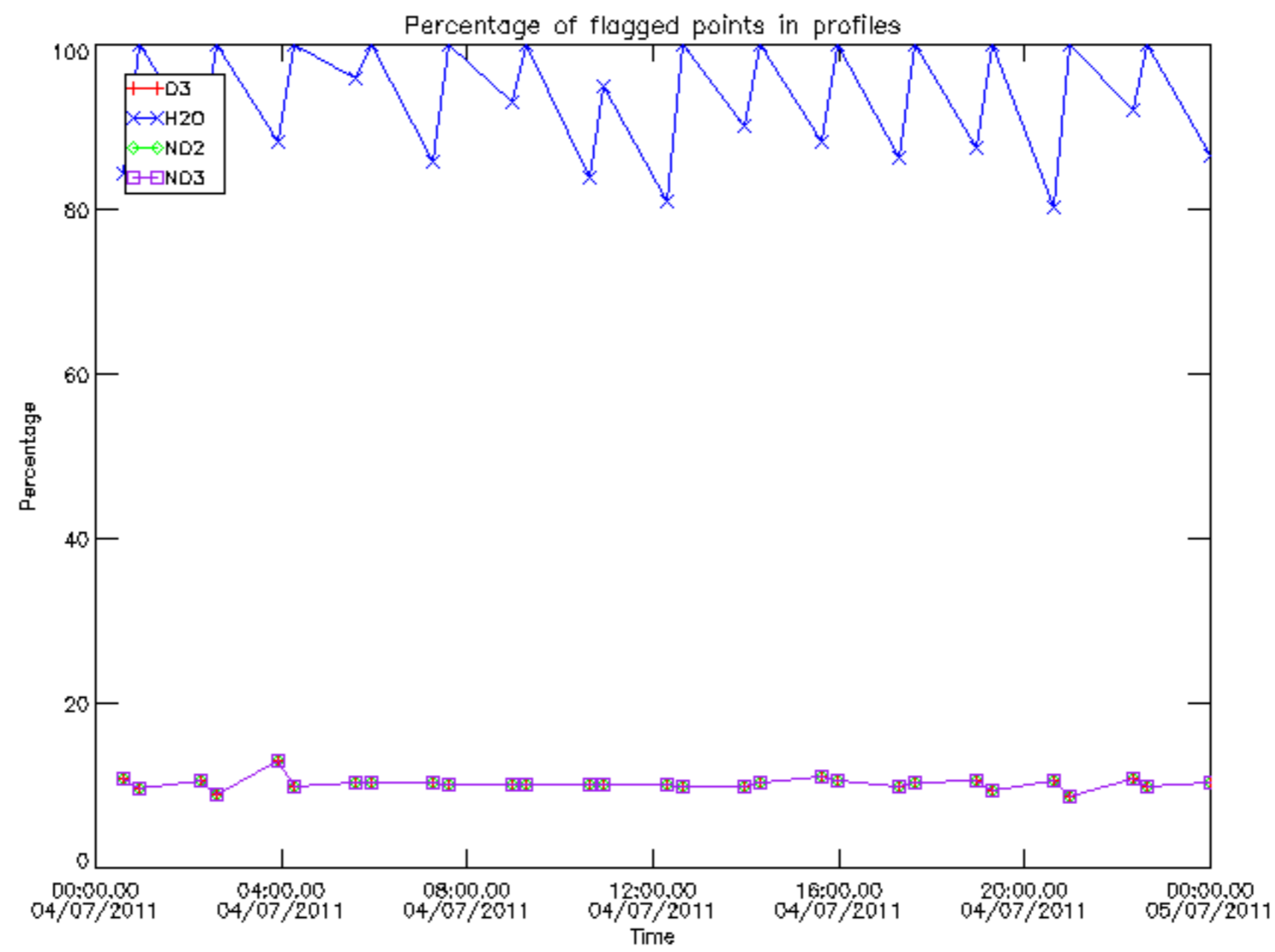
The colorbar represents the latitude.



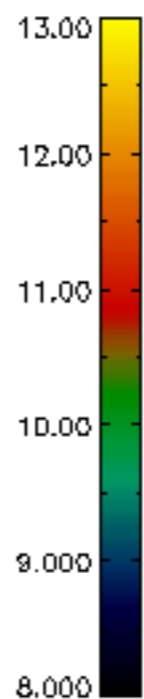
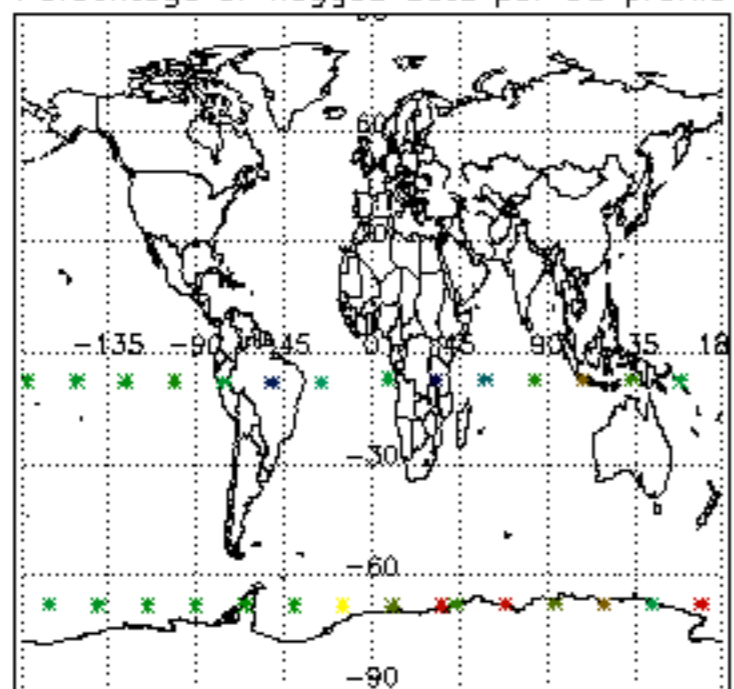
6. Auxiliary Data Files used for the production reported in section 2

The number reported in the third column indicates since which file (see list in section 2) the corresponding auxiliary file has been used. The fourth column is the date of those product files.

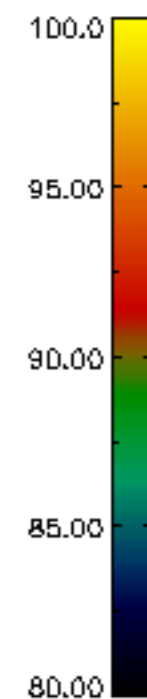
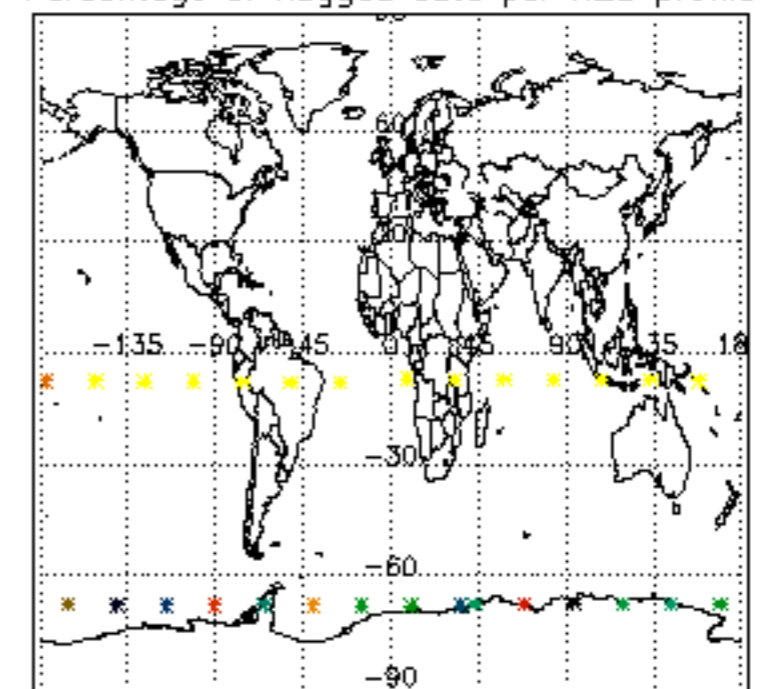
Type	Auxiliary Filename	Used since product	Used since product date
INST_PHYS_CHARACTERISTICS	GOM_INS_AXVIEC20091111_143220_20030716_120000_20500101_000000	1	04-JUL-2011 00:07:42
LEVEL-2_PROC_CONFIG	GOM_PR2_AXVIEC20091111_152718_20020301_000000_20500101_000000	1	04-JUL-2011 00:07:42
CROSS_SECTIONS_FILE	GOM_CRS_AXVIEC20091111_154832_20020301_000000_20500101_000000	1	04-JUL-2011 00:07:42



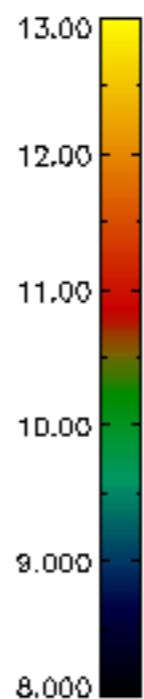
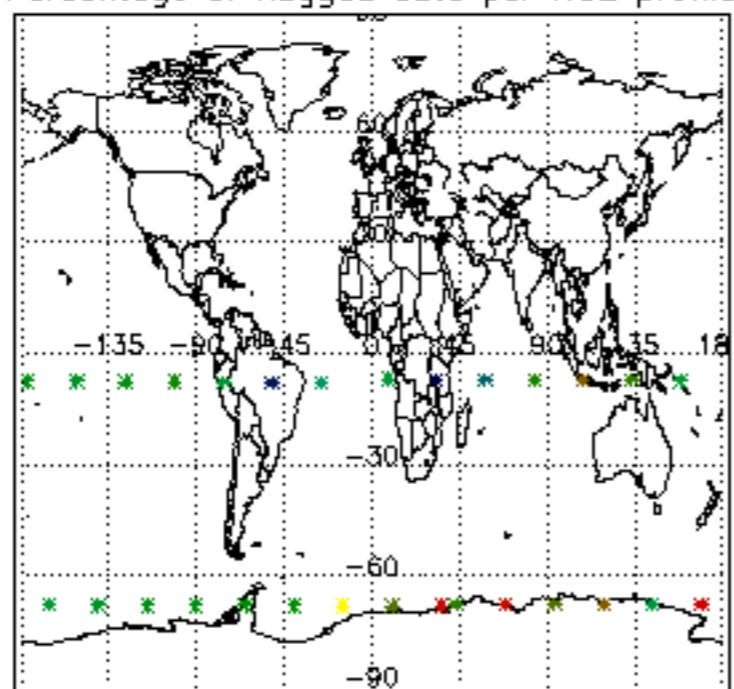
Percentage of flagged data per D3 profile



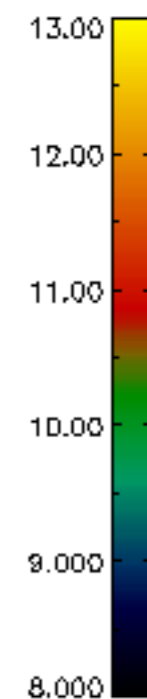
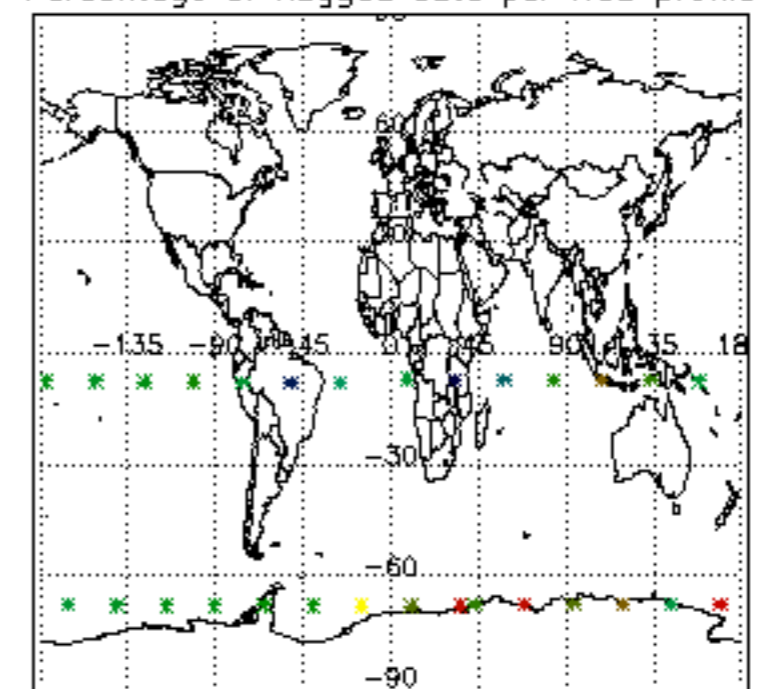
Percentage of flagged data per H2O profile

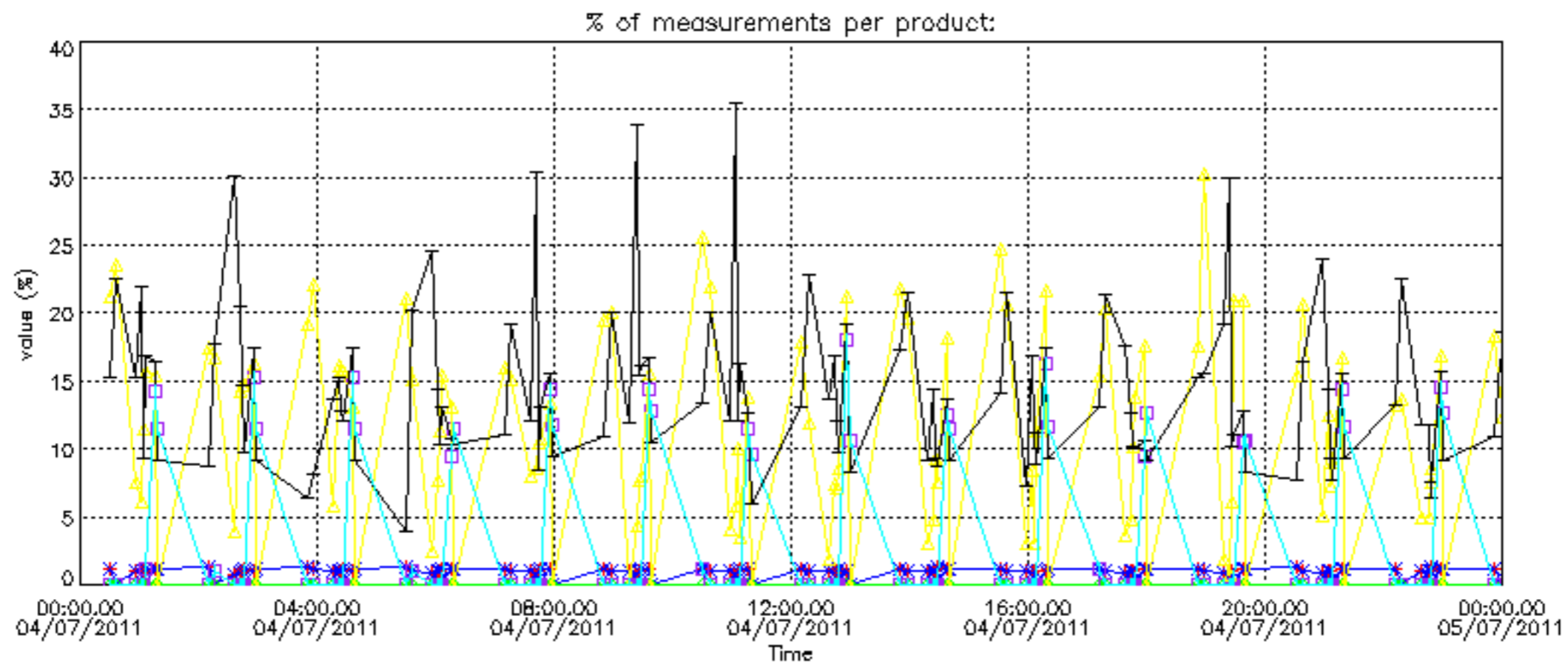
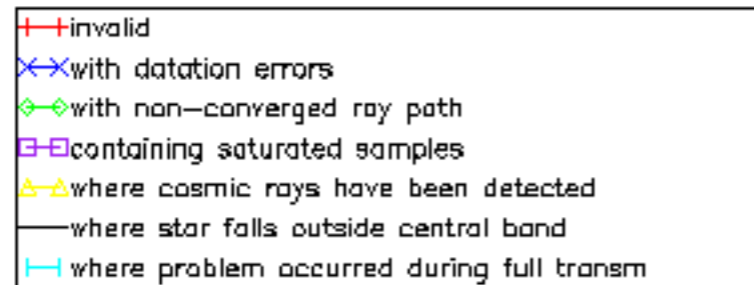


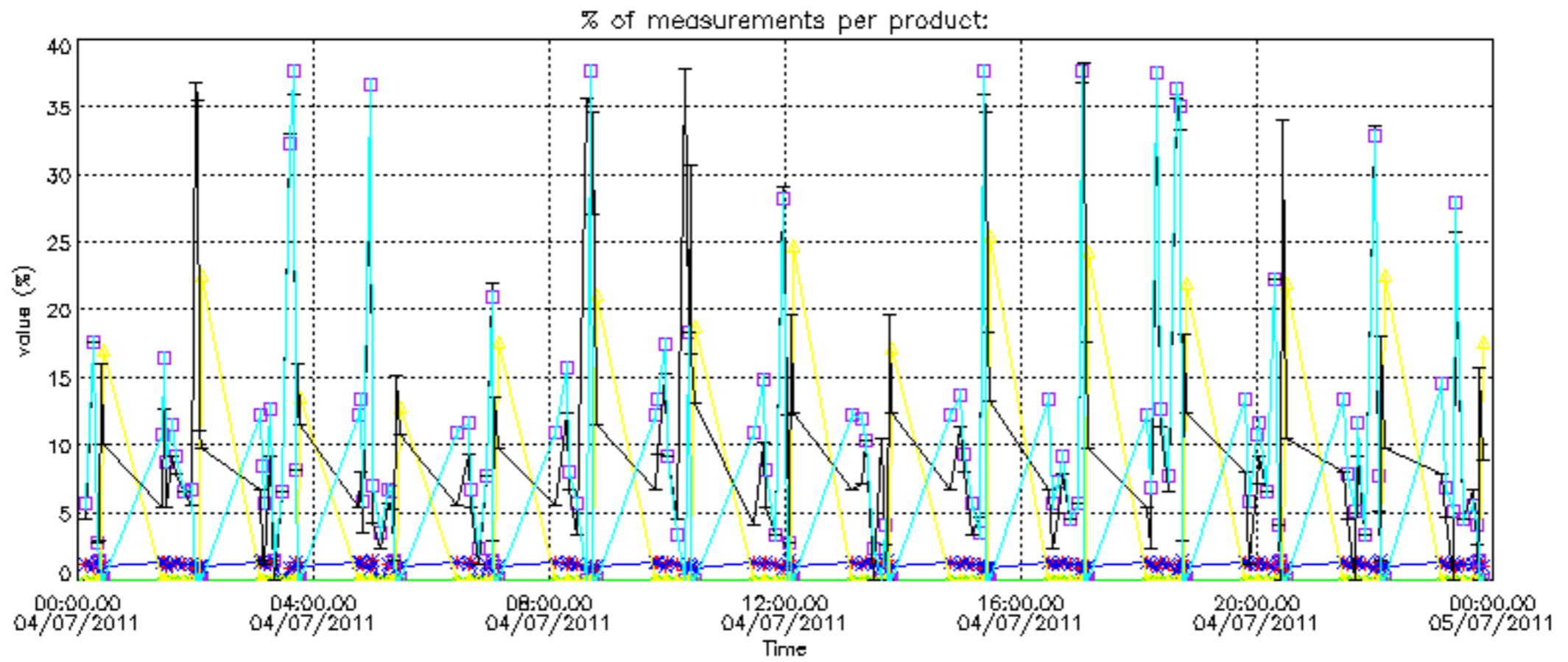
Percentage of flagged data per NO2 profile



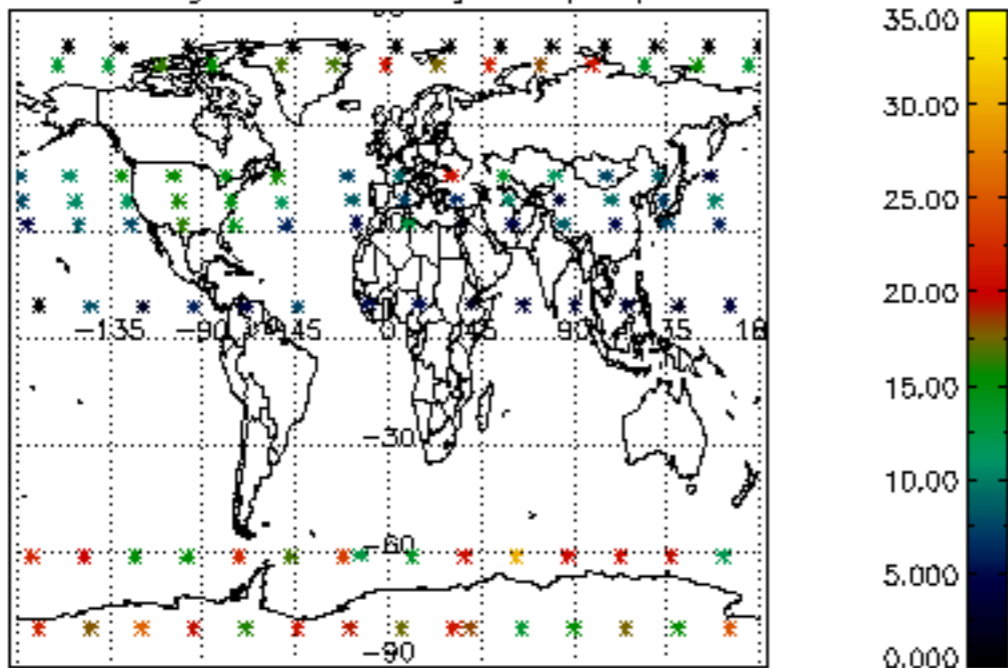
Percentage of flagged data per NO3 profile



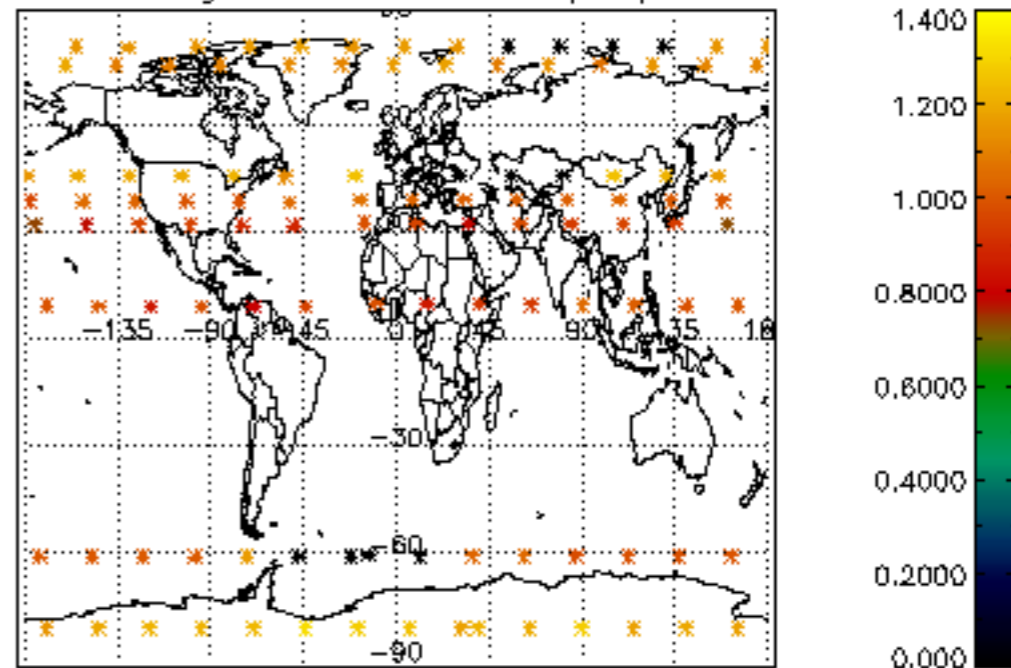




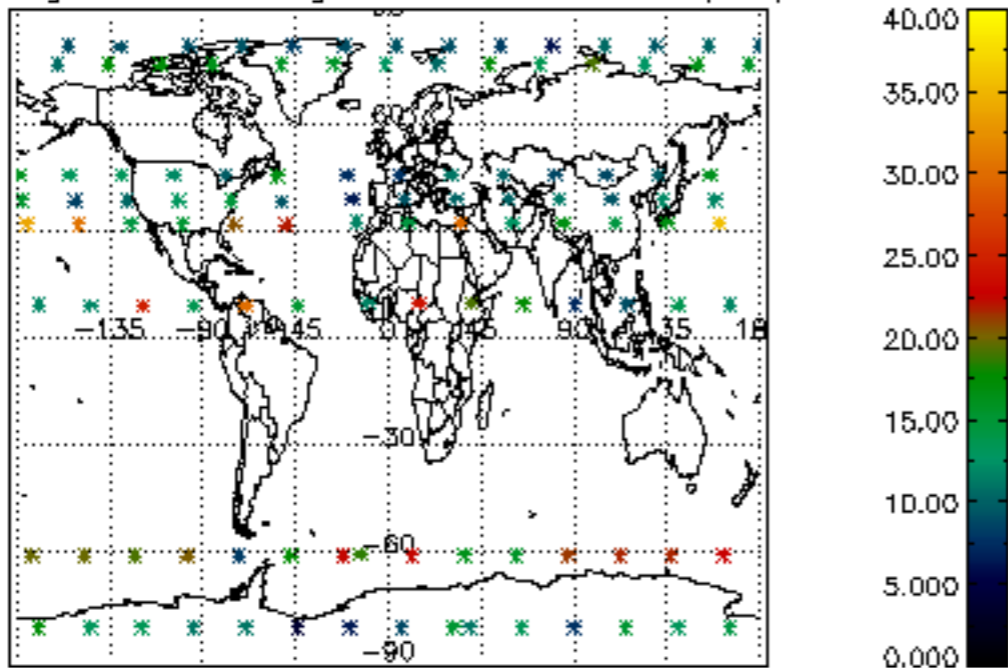
Percentage of cosmic ray hits per profile



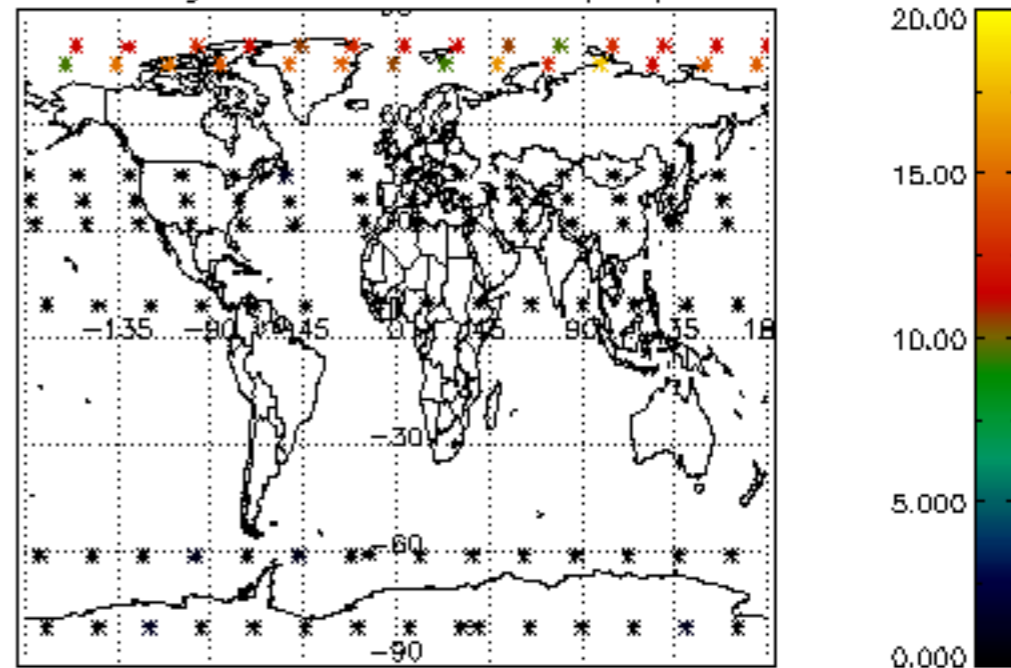
Percentage of datation errors per profile



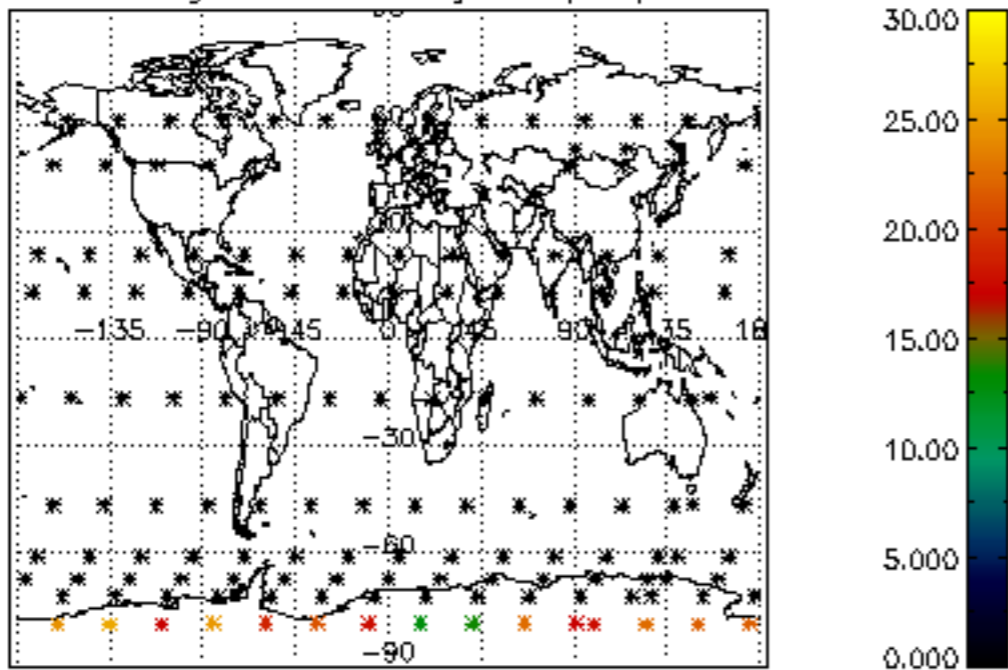
Percentage of star falling outside central band per profile



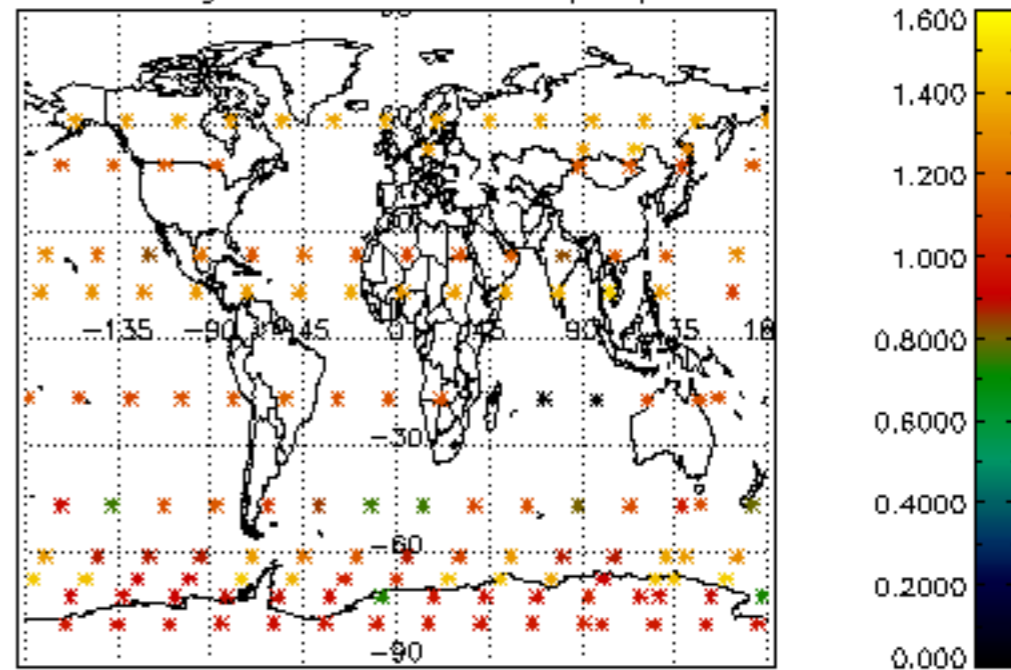
Percentage of saturation errors per profile



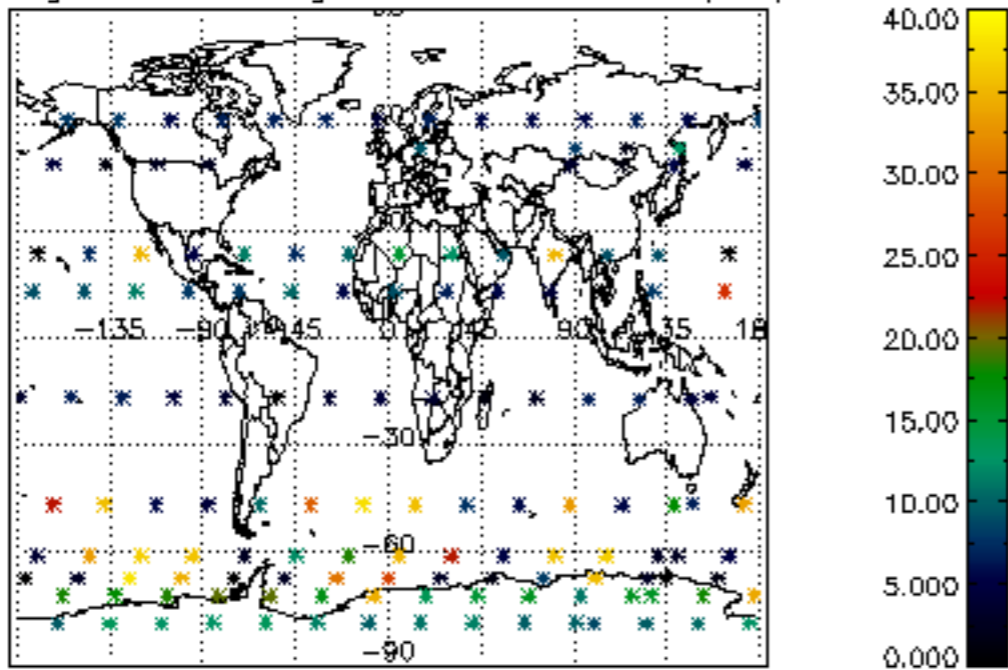
Percentage of cosmic ray hits per profile



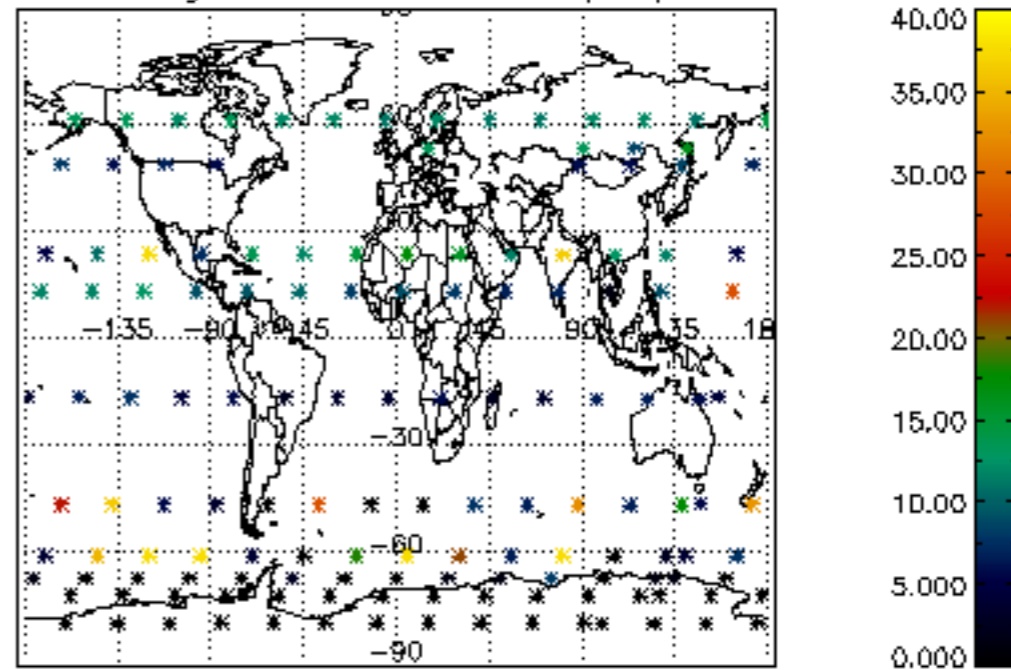
Percentage of datation errors per profile

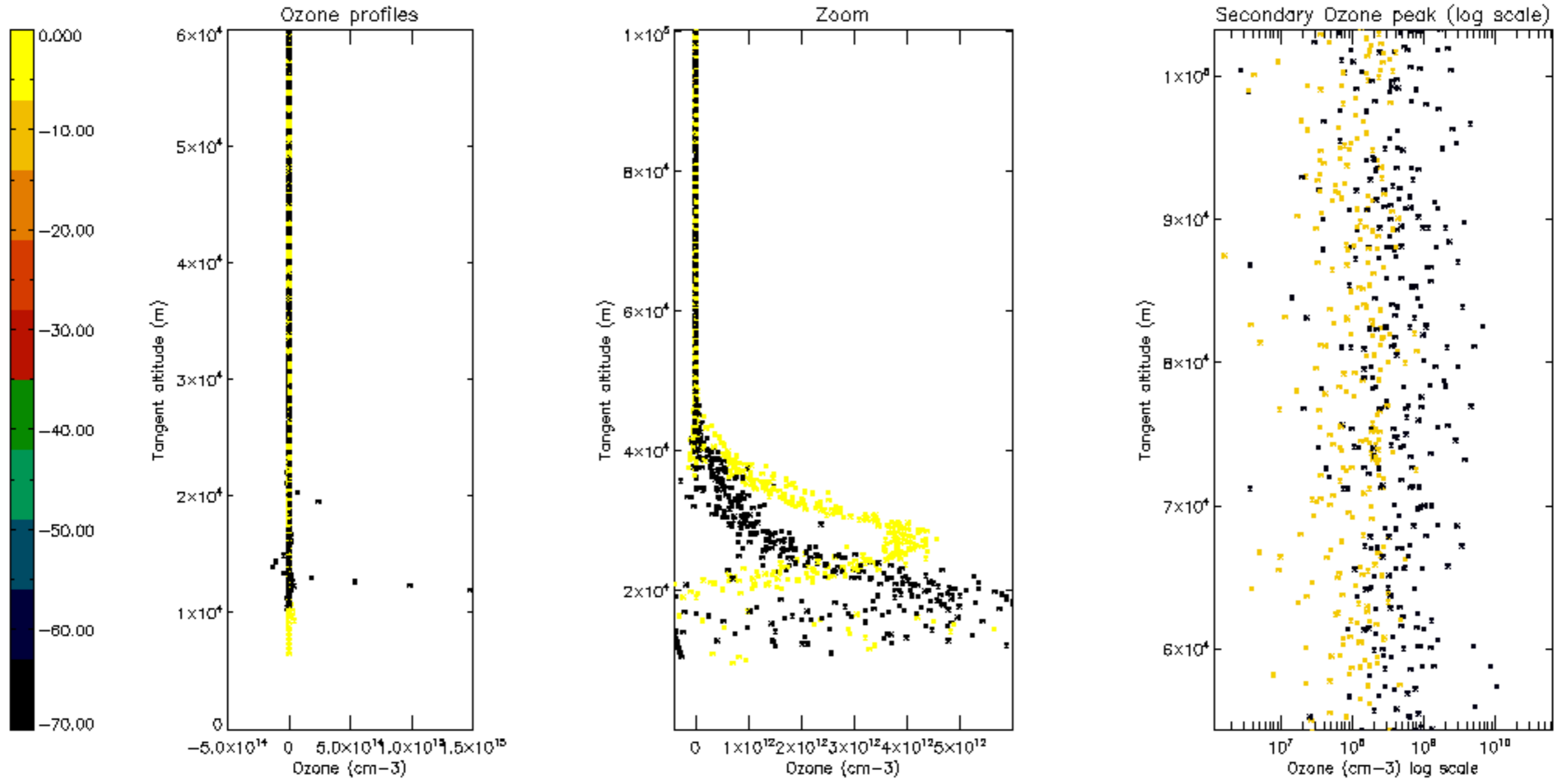


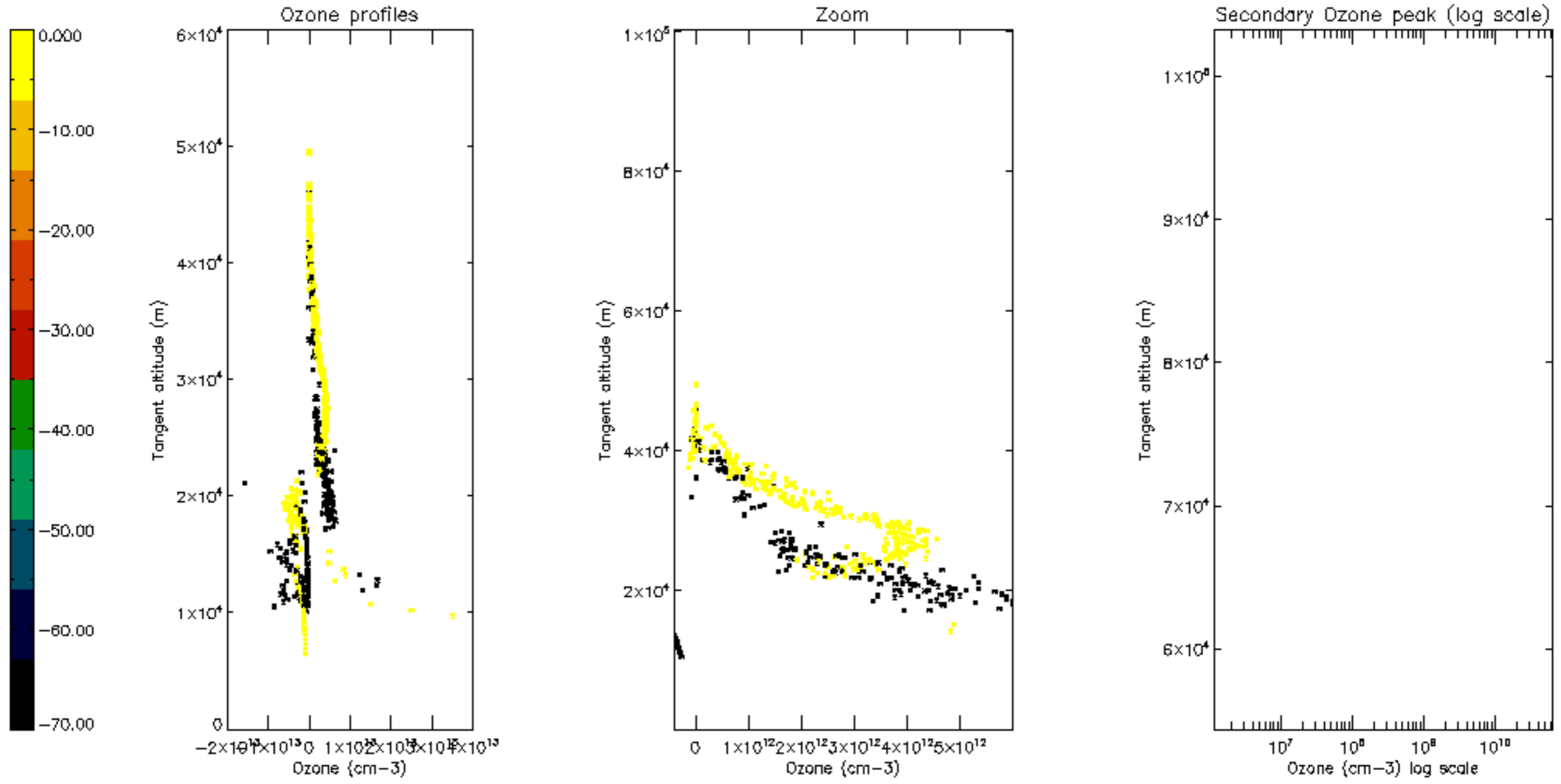
Percentage of star falling outside central band per profile

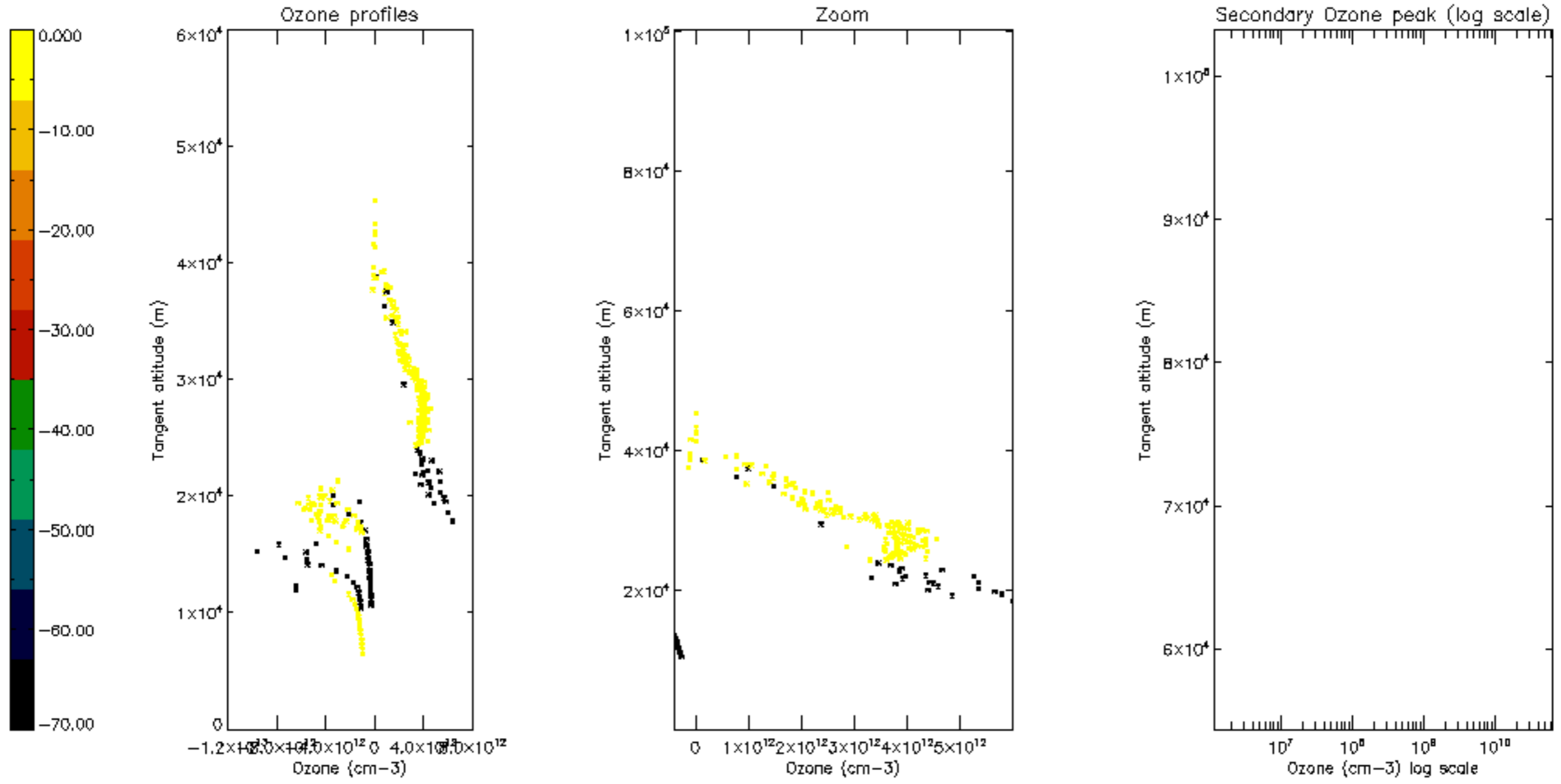


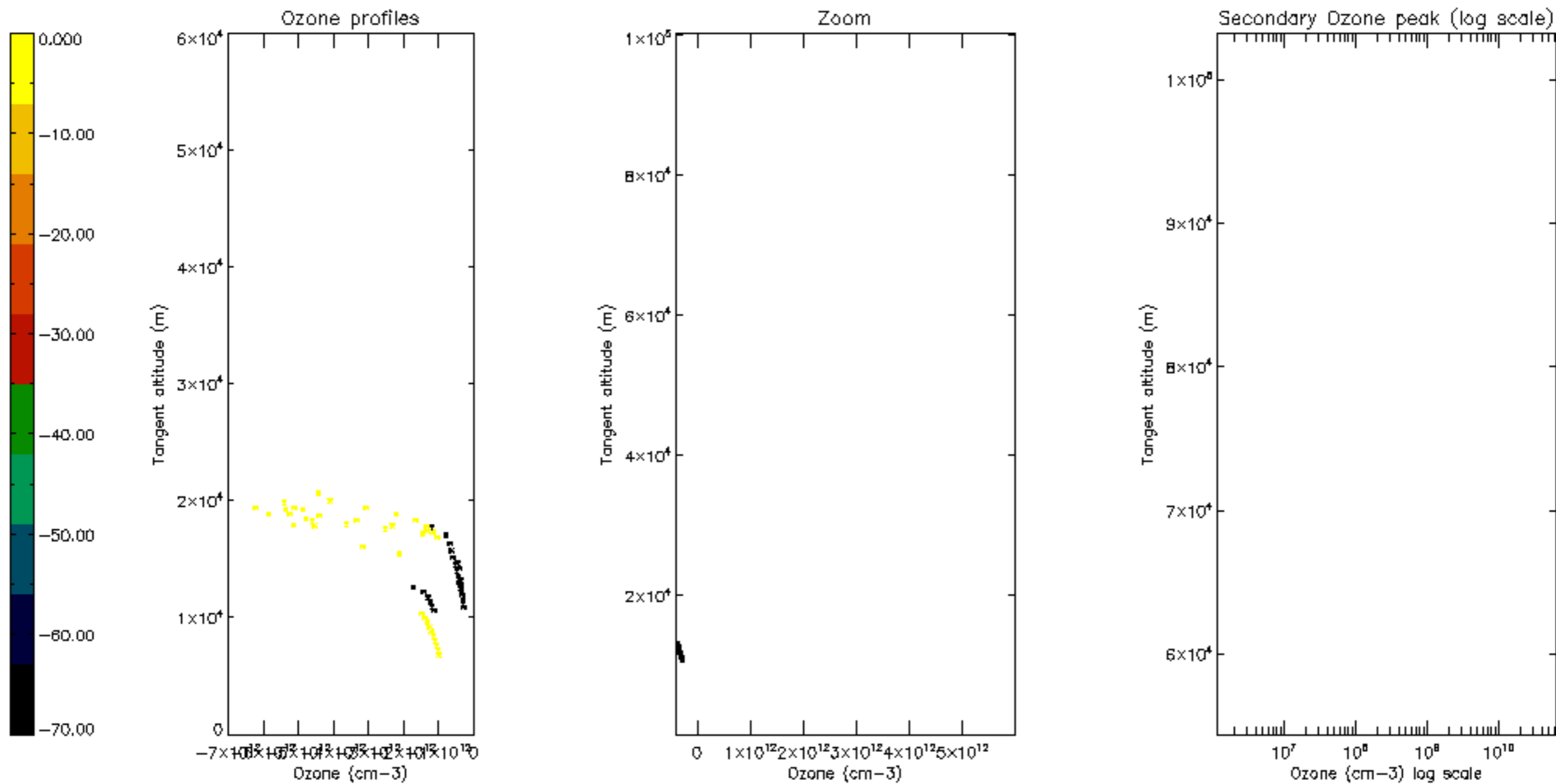
Percentage of saturation errors per profile

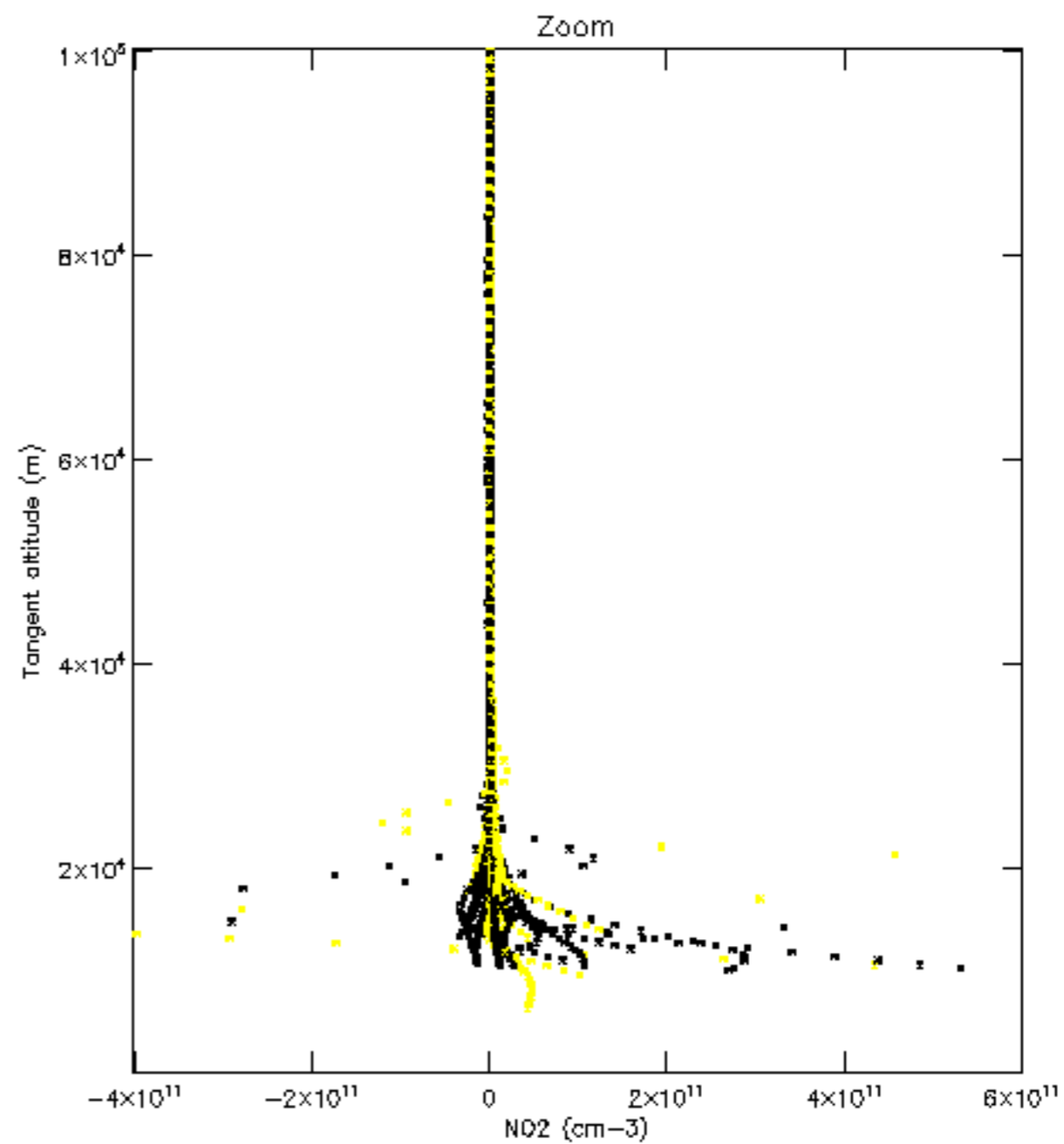
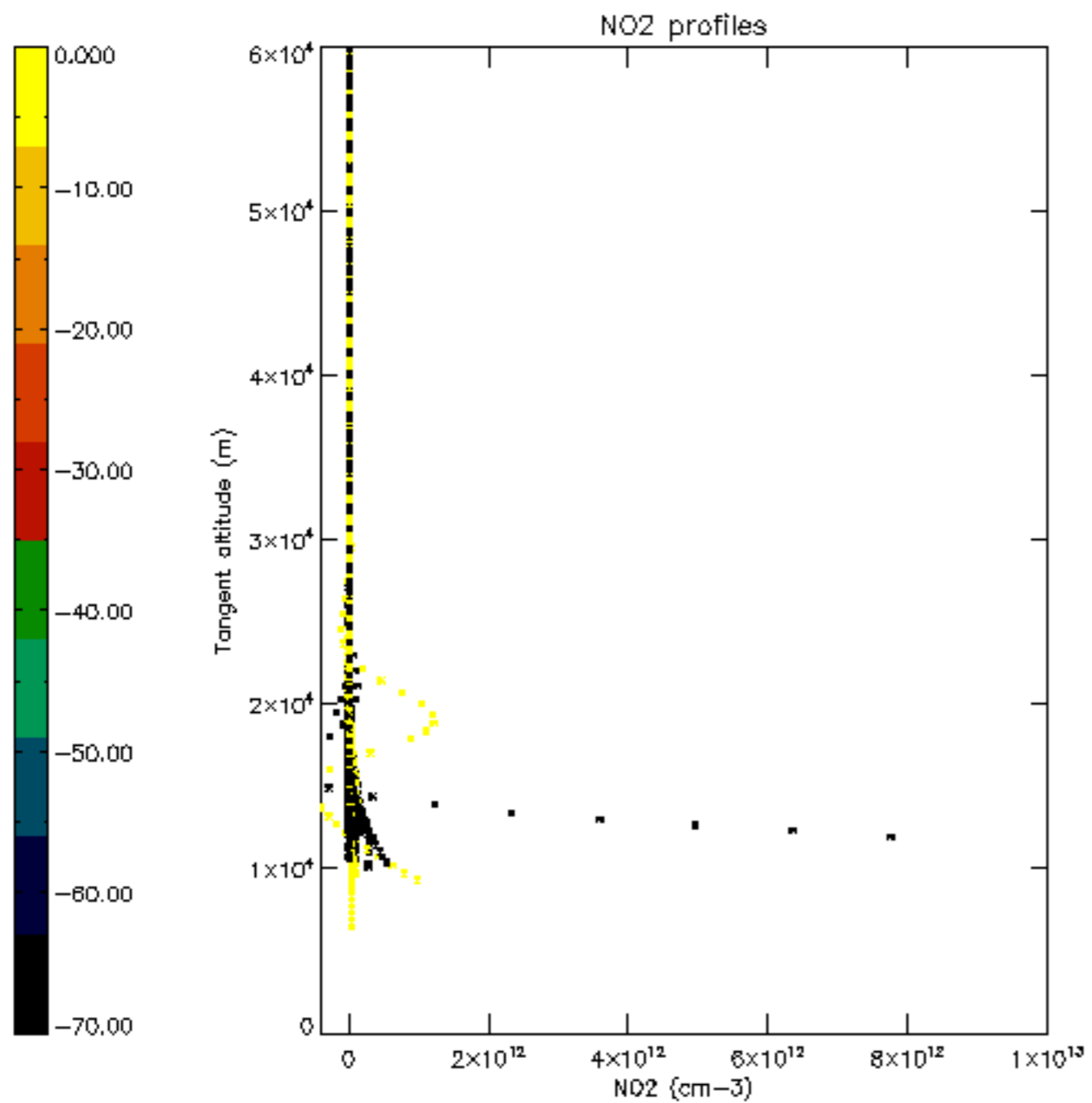


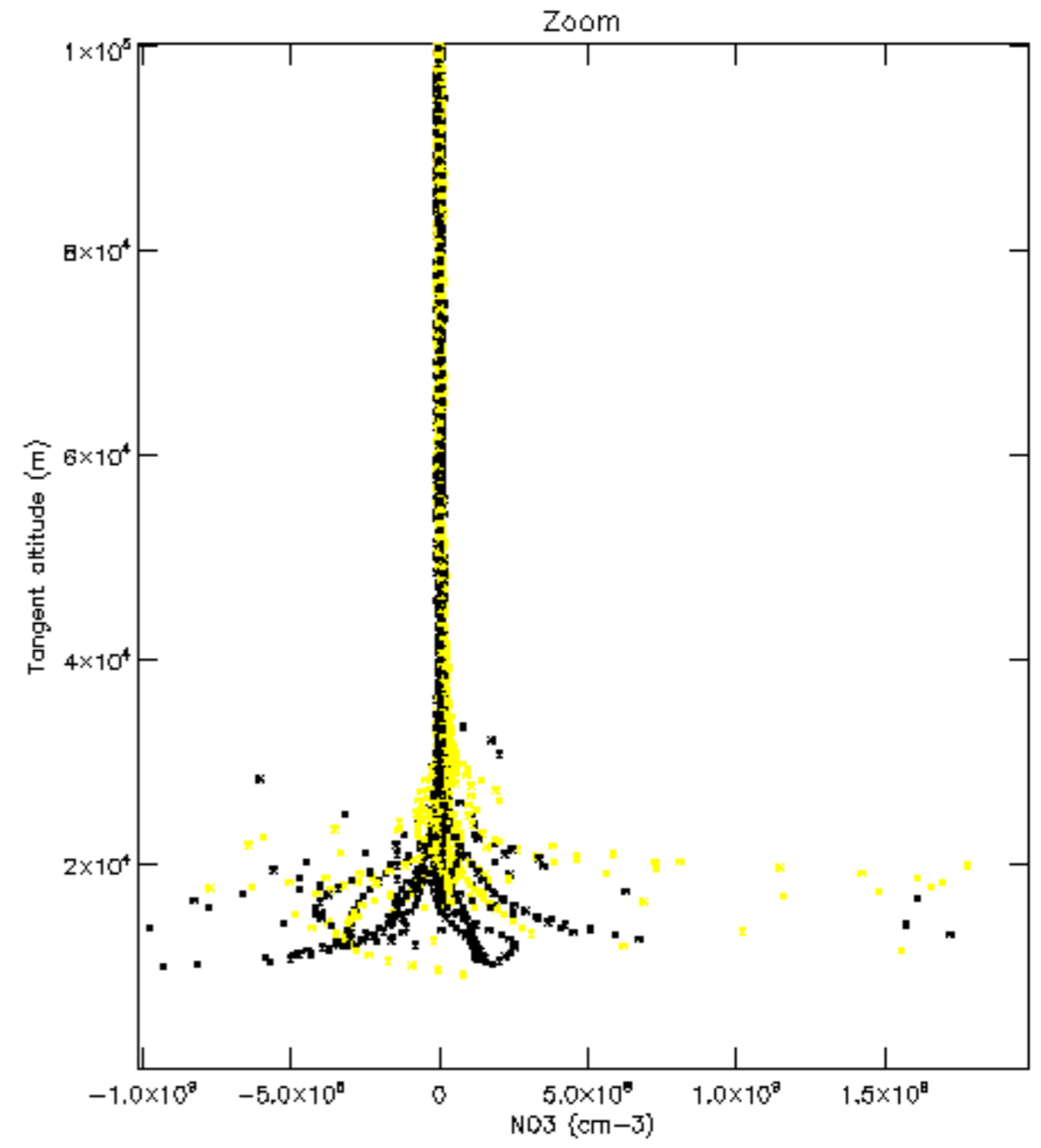
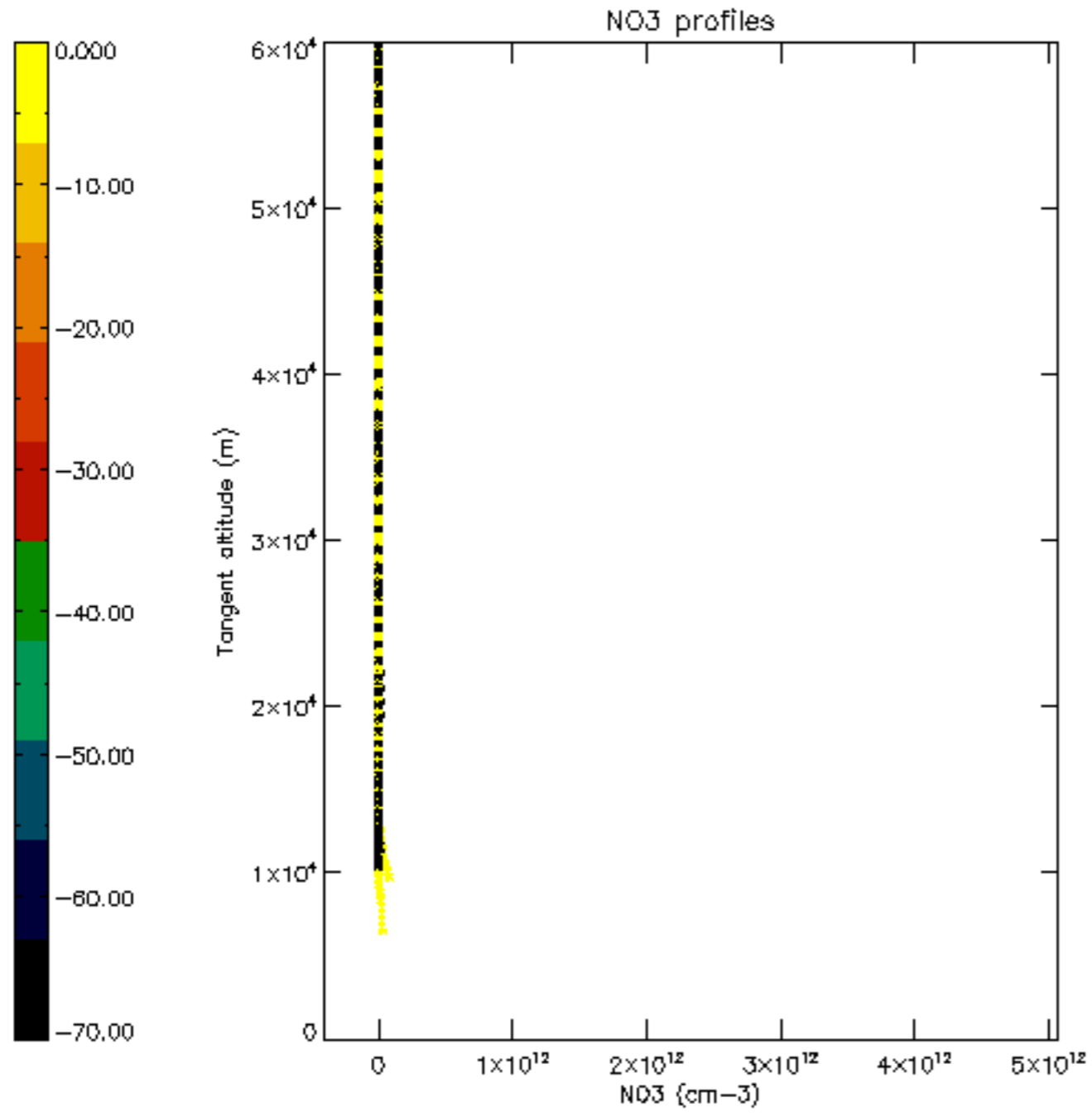


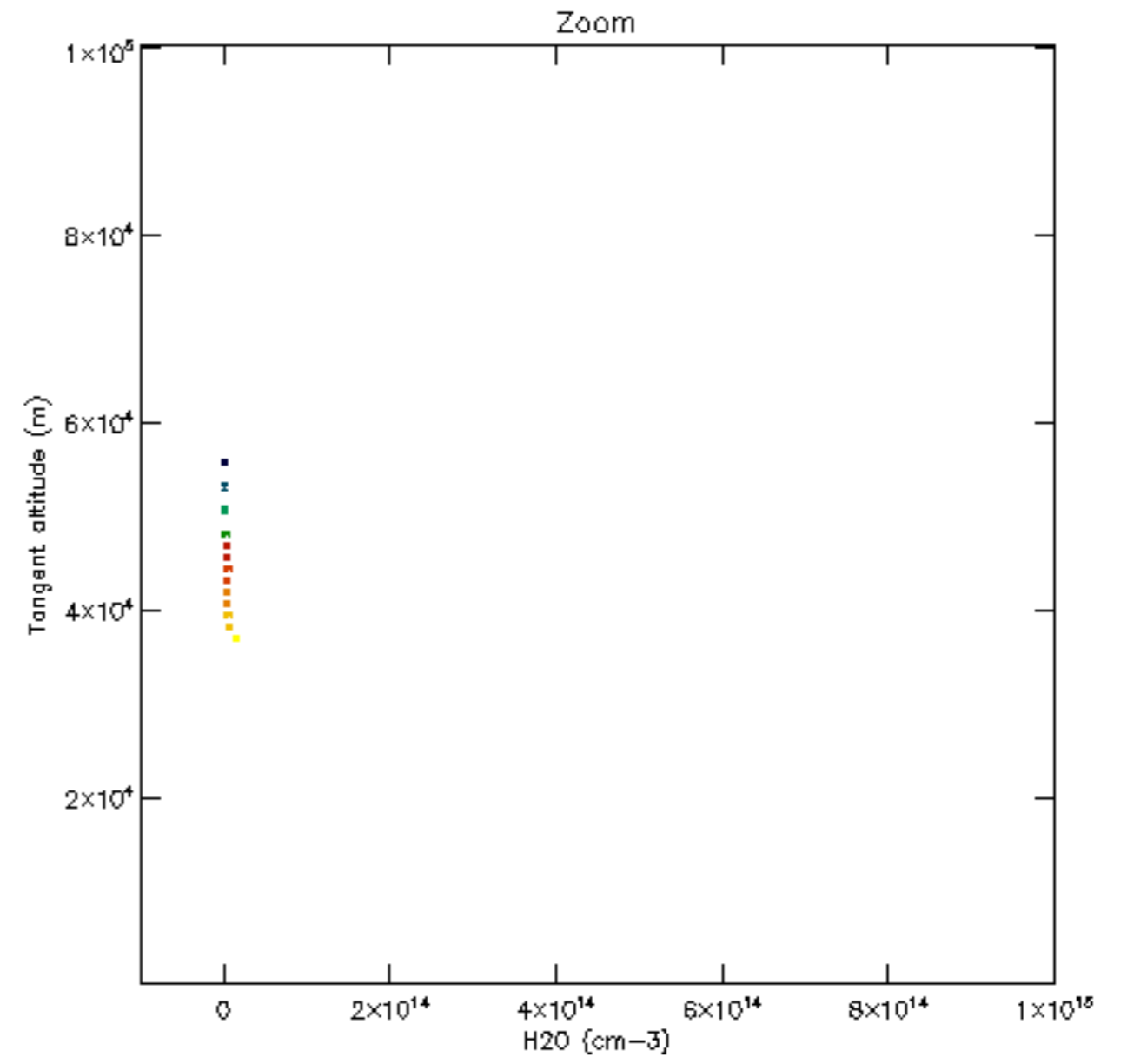
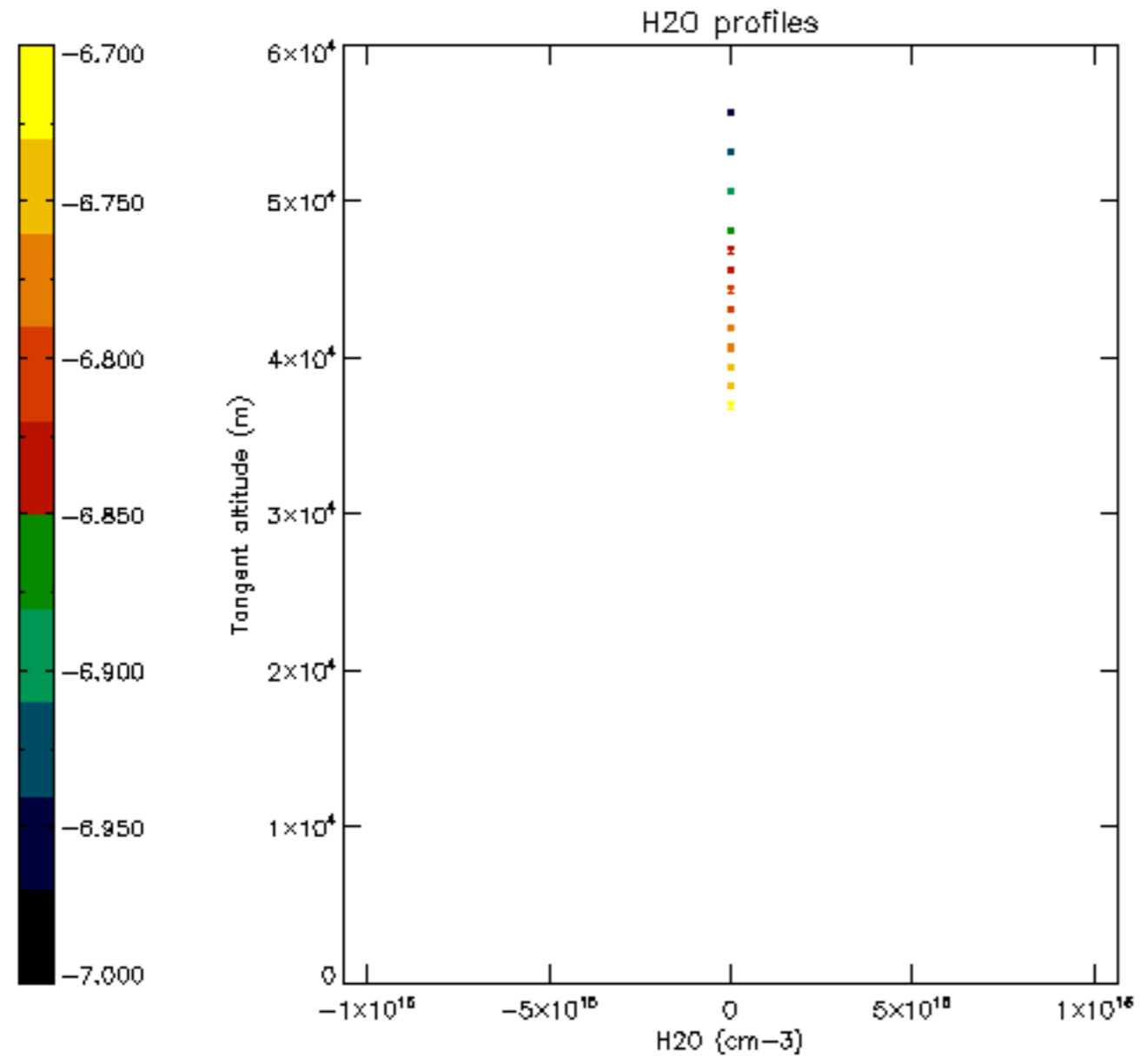


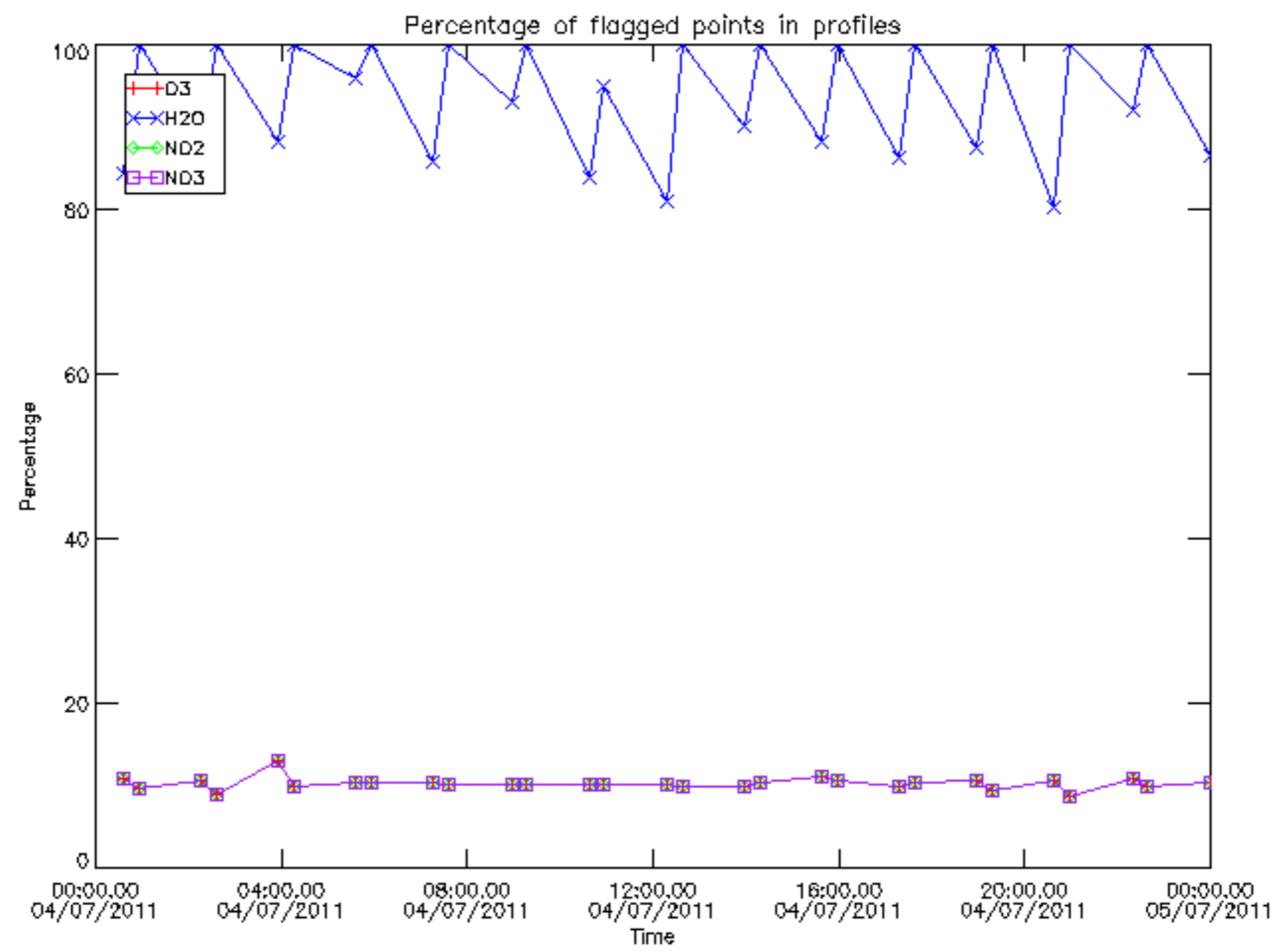




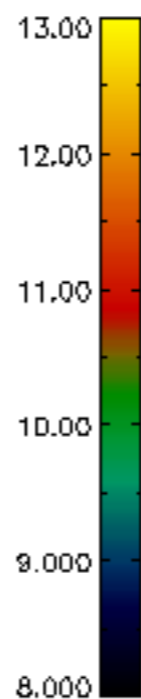
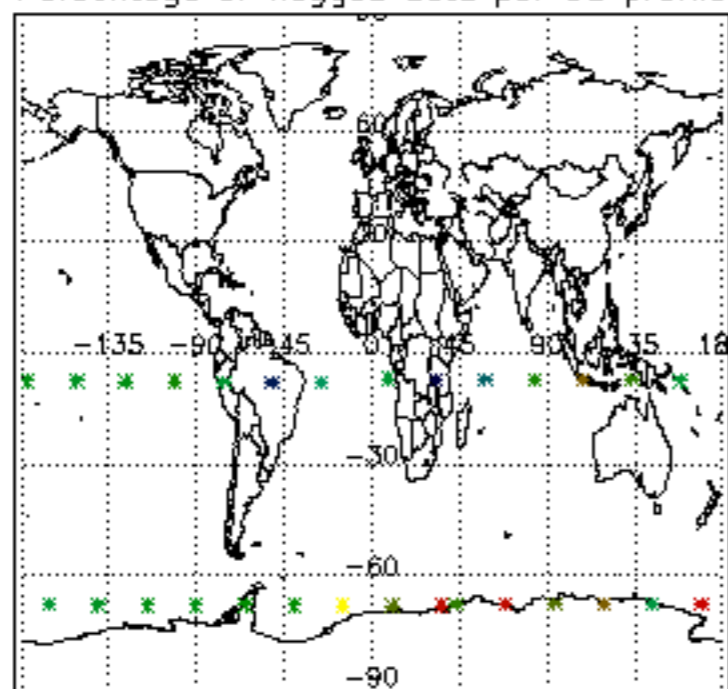




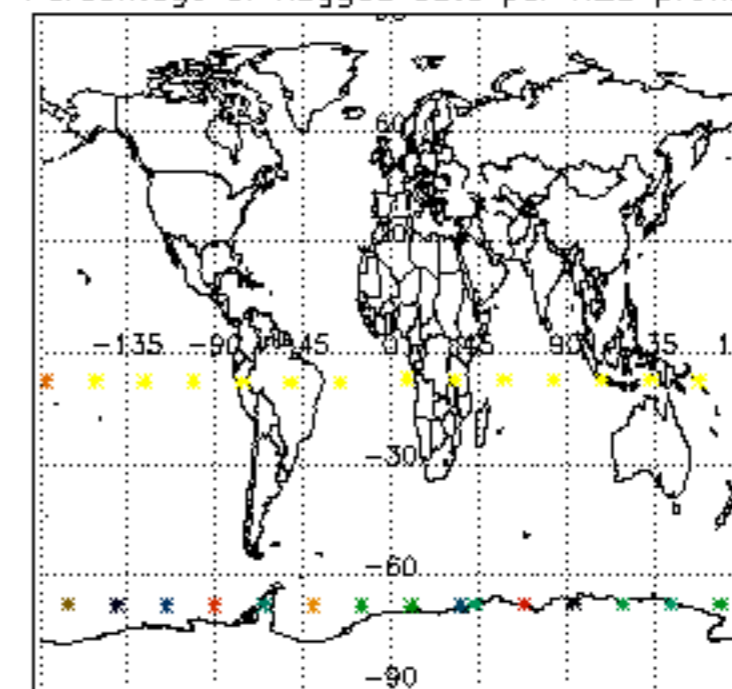




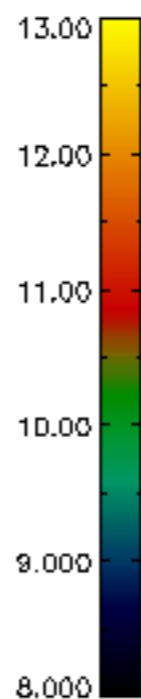
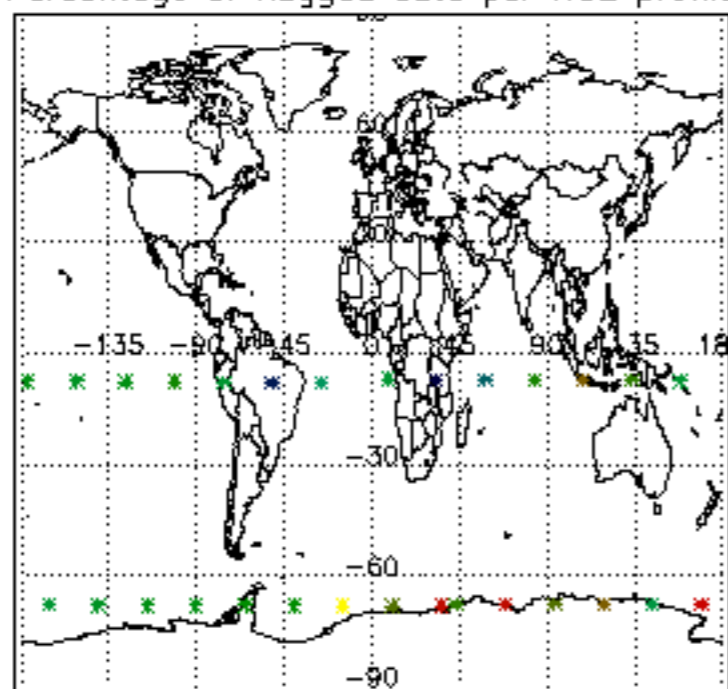
Percentage of flagged data per D3 profile



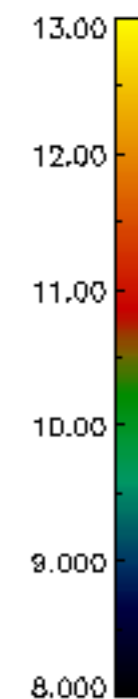
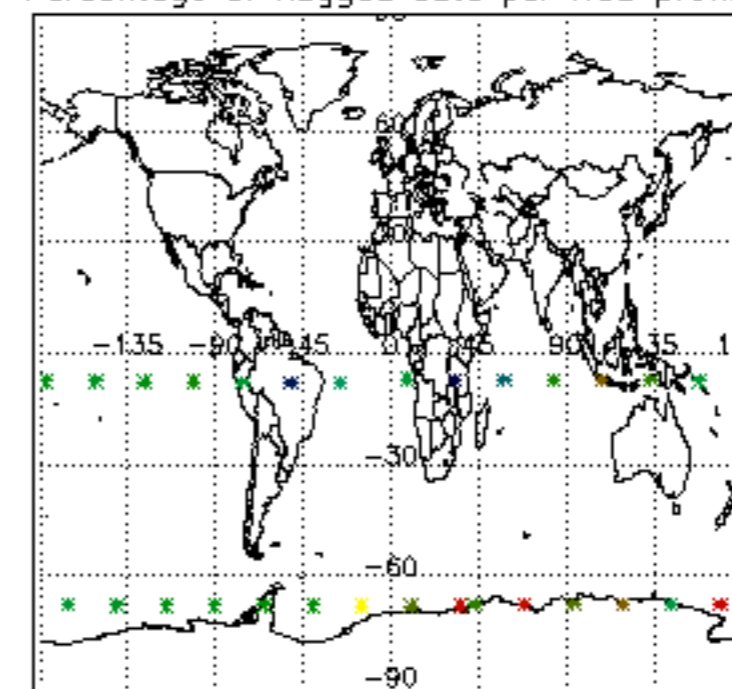
Percentage of flagged data per H2O profile

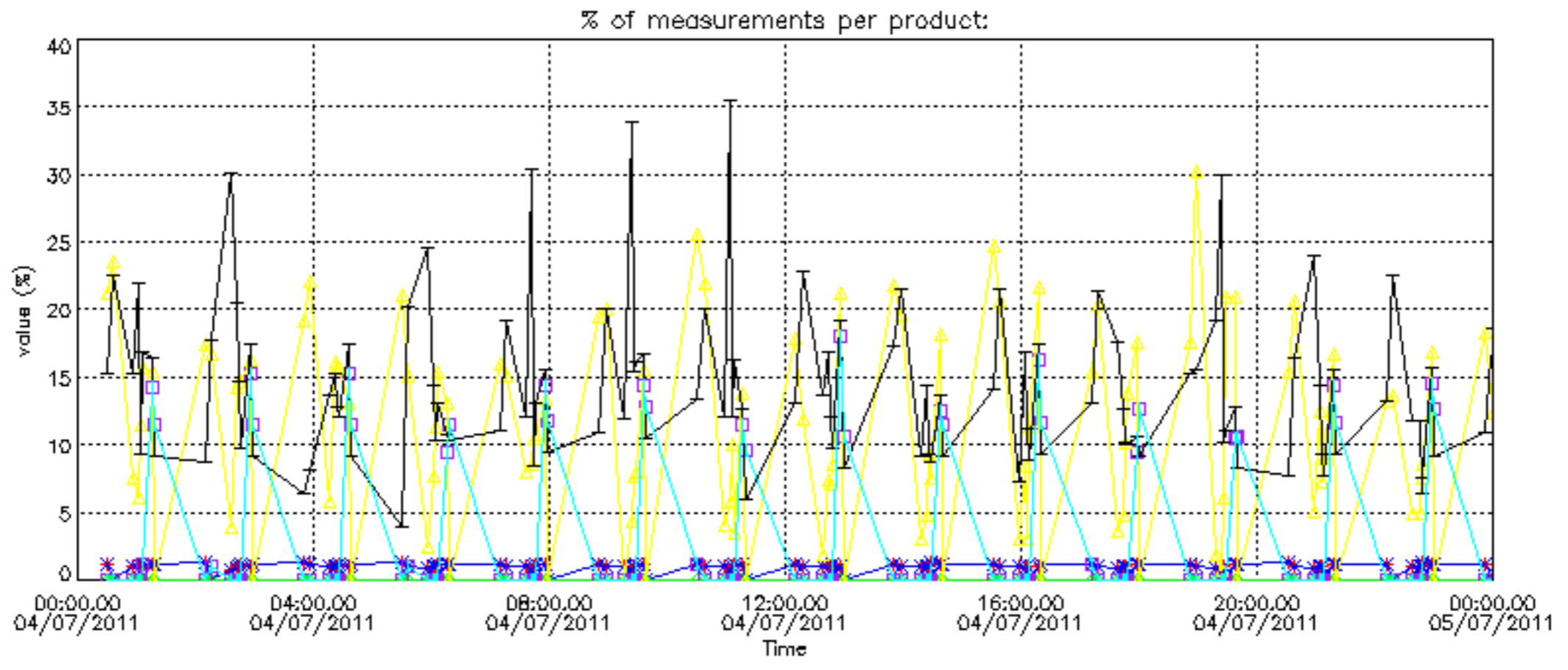


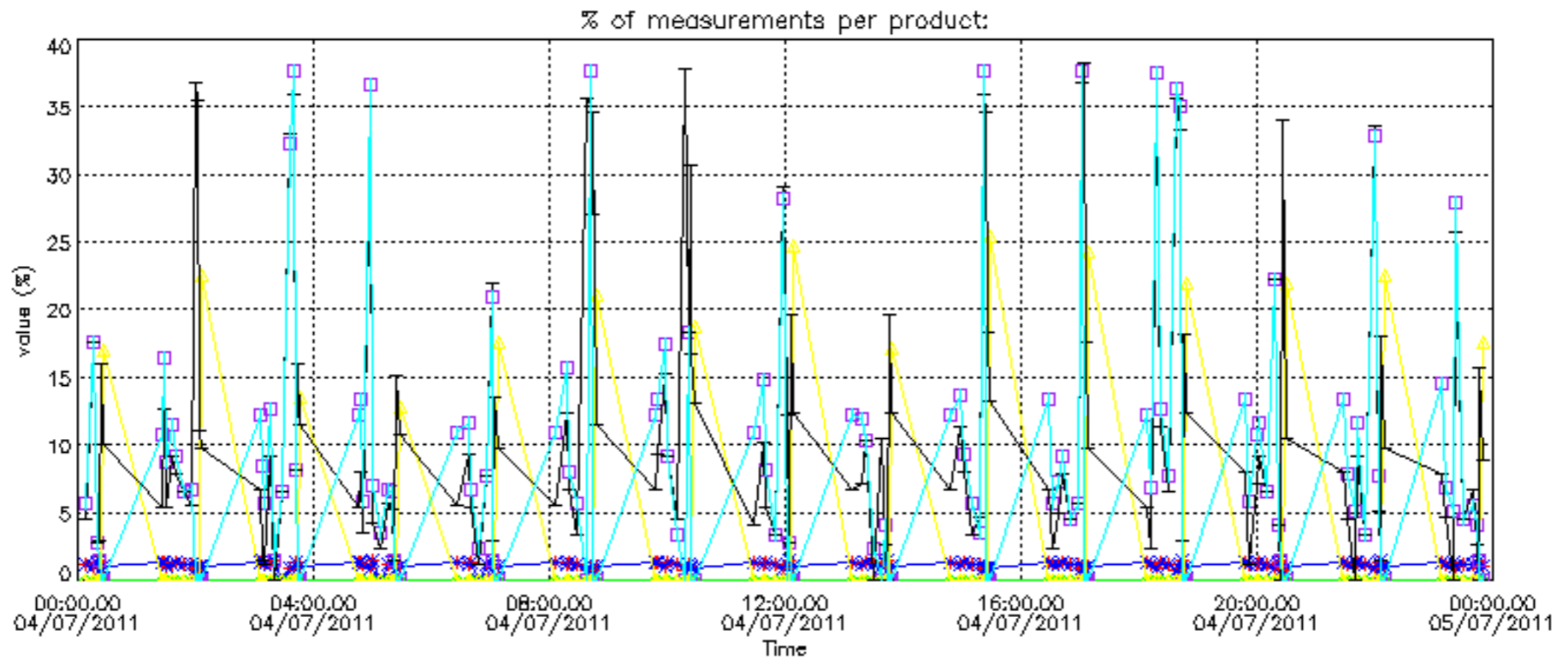
Percentage of flagged data per NO2 profile



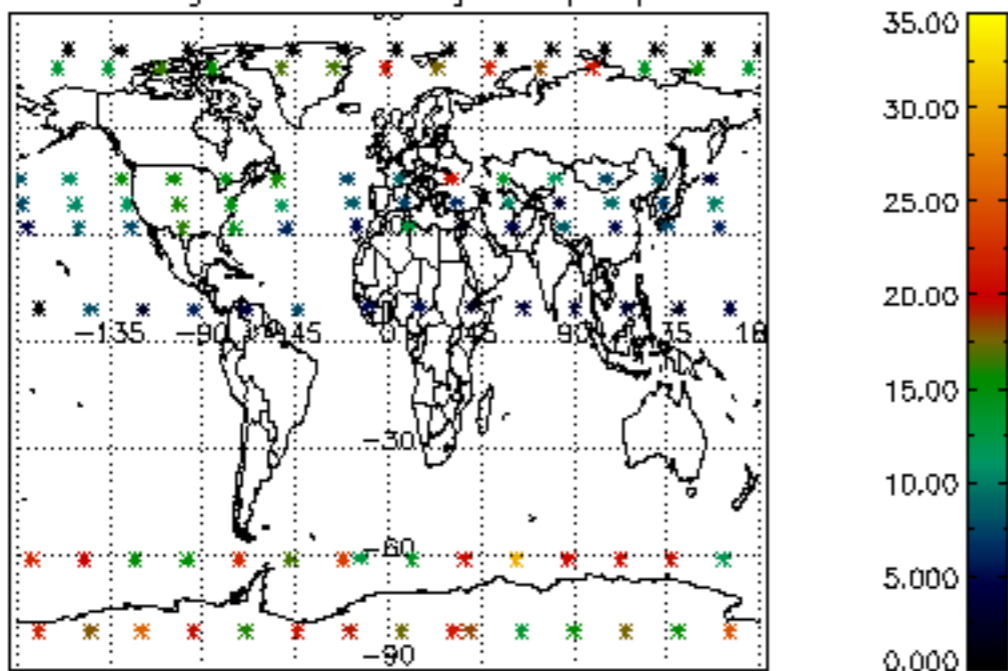
Percentage of flagged data per NO3 profile



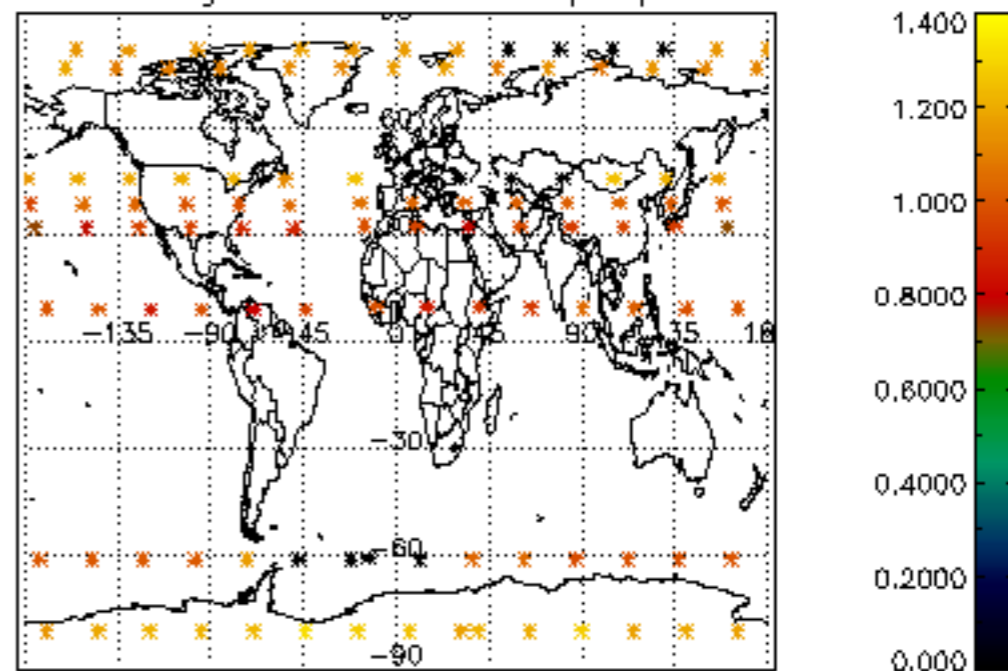




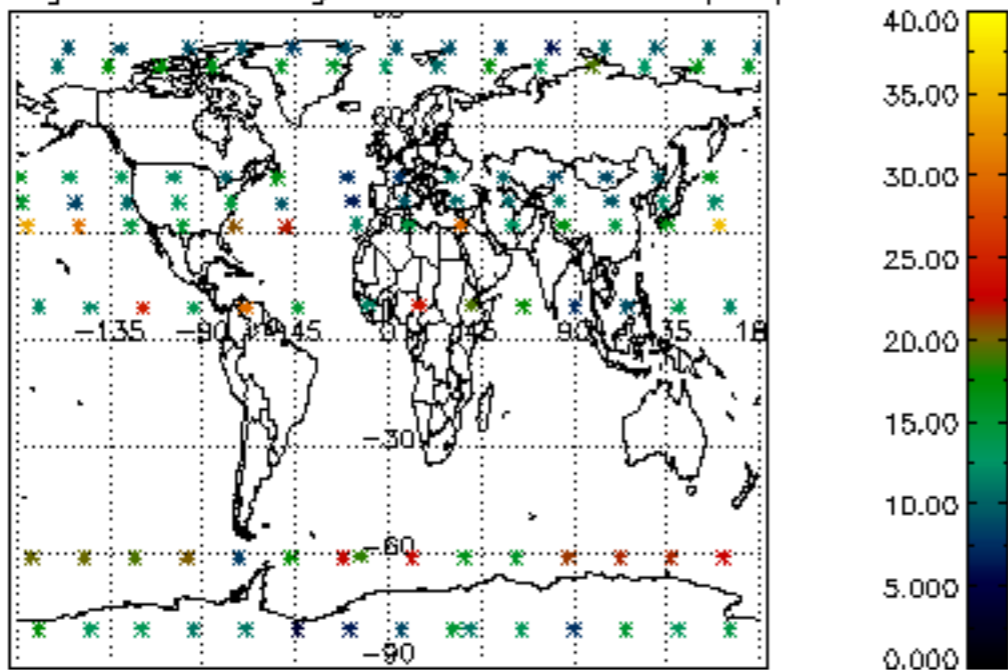
Percentage of cosmic ray hits per profile



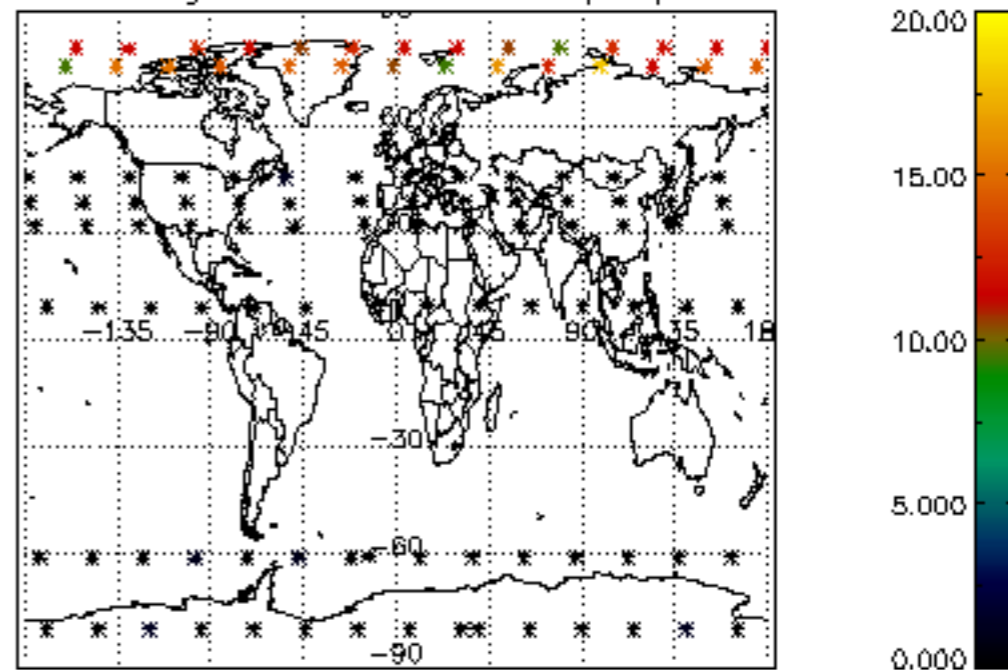
Percentage of datation errors per profile



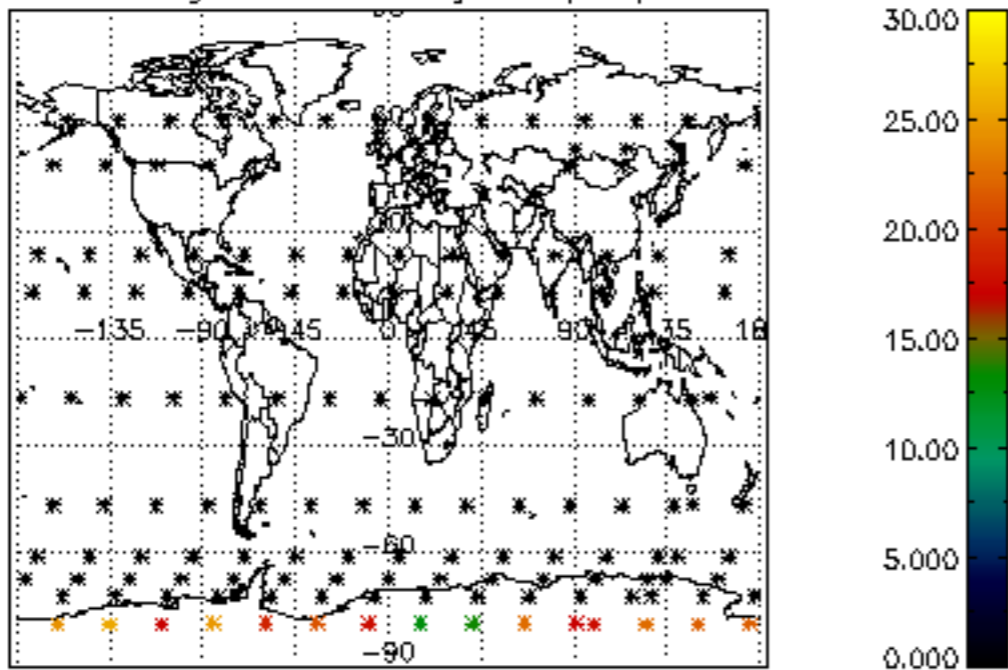
Percentage of star falling outside central band per profile



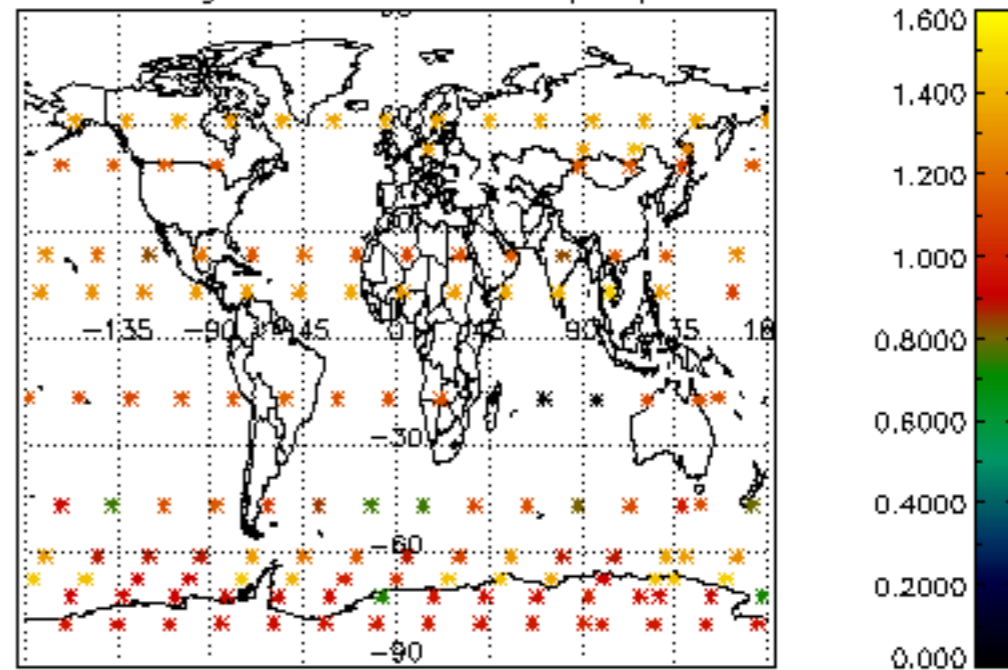
Percentage of saturation errors per profile



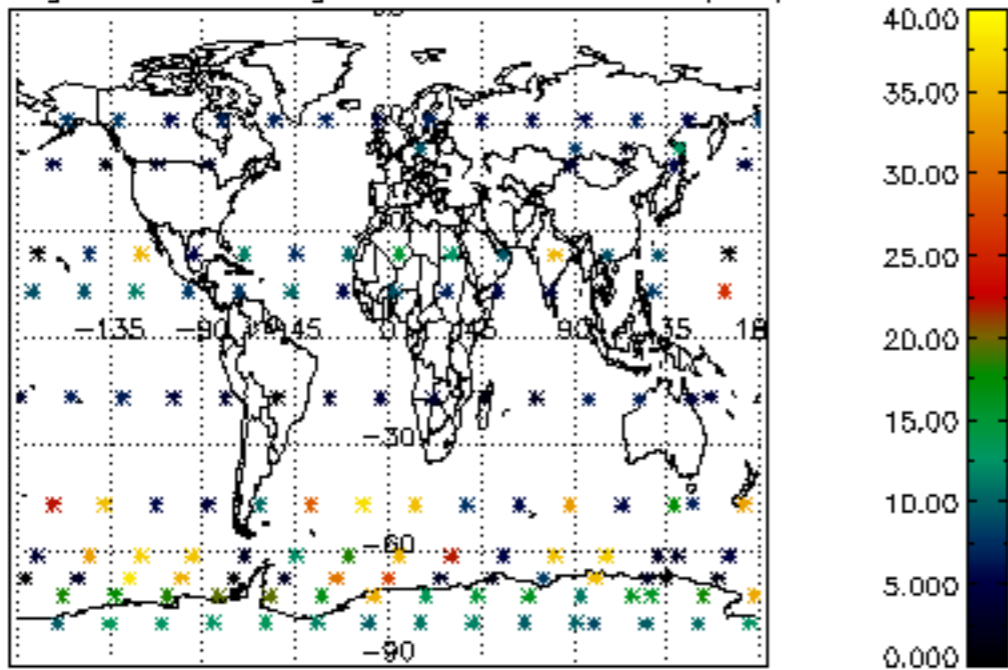
Percentage of cosmic ray hits per profile



Percentage of datation errors per profile



Percentage of star falling outside central band per profile



Percentage of saturation errors per profile

