

GOMOS Level 2 Daily Report

SUMMARY

[1. General Info](#)

[2. Summary of processed GOM_NL_2P products](#)

[3. Level 2 Quality information per product](#)

[3.1 Plot of level 2 quality information per product \(time dependant\)](#)

[3.2 Plot of level 2 quality information per product \(world map\)](#)

[4. Level 1 Quality information per product \(stored on level 2 products\)](#)

[4.1 Plot of level 1 quality information per product \(time dependant\)](#)

[4.1.1 Plot of level 1 quality information per product \(time dependant\): ASCENDING](#)

[4.1.2 Plot of level 1 quality information per product \(time dependant\): DESCENDING](#)

[4.2 Plot of level 1 quality information per product \(world map\)](#)

[4.2.1 Plot of level 1 quality information per product \(world map\): ASCENDING](#)

[4.2.2 Plot of level 1 quality information per product \(world map\): DESCENDING](#)

[5. Ozone profiles based on quality statistics and other trace gas profiles](#)

[5.1 Ozone statistics based on quality of products](#)

[5.2 Plot ozone profiles for all STD \(dark without errors\)](#)

[5.3 Plot ozone profiles where STD < 20% \(dark without errors\)](#)

[5.4. Plot ozone profiles where STD < 10% \(dark without errors\)](#)

[5.5. Plot ozone profiles where STD < 5% \(dark without errors\)](#)

[5.6 Plot NO2 profiles for all STD \(dark without errors\)](#)

[5.7 Plot NO3 profiles for all STD \(dark without errors\)](#)

[5.8 Plot H2O profiles \(only for occultations of stars 1,2,3,4,13,14,16,26,63 dark without errors\) for all STD](#)

[6. Auxiliary Data Files used for the production reported in section 2](#)

This report presents the daily analysis on parameters extracted from GOMOS level 2 data (GOM_NL__2P). It is intended to monitor some important parameters that will impact the quality of these products. A list of level 2 products (and content) that have arrived during the reporting day to the PCF is also given.

Item	Value
Time of report generation	24APR2013 15:22:24
Data source version	GOMOS/6.01
Start time of products	02-07-2011 (02JUL2011 00:00:00)
Stop time of products	03-07-2011 (03JUL2011 00:00:00)
Store outputs in DB	Yes
Nb of level 2 prods	271
Nb of prods with errors	0

2. Summary of processed GOM_NL__2P products.

Nr	Filename	UTC Start time	Limb	Duration	Star Id	Star Name	Star Mag	Star Temp	Nb Meas	Orbit	Prod. error
1	GOM_NL__2PRFIN20110702_000351_000000563104_00102_48823_1103.N1	02-JUL-2011 00:03:51	Dark	55.500	50	13Alp Ari	2.0070	4250.0	111	48823	No
2	GOM_NL__2PRFIN20110702_000852_000000483104_00102_48823_1104.N1	02-JUL-2011 00:08:52	Dark	47.500	94	92Alp Cet	2.5260	3100.0	95	48823	No
3	GOM_NL__2PRFIN20110702_002819_000000493104_00103_48824_1085.N1	02-JUL-2011 00:28:19	Dark	48.500	84	Alp Phe	2.3970	4500.0	97	48824	No
4	GOM_NL__2PRFIN20110702_003445_000000603104_00103_48824_1086.N1	02-JUL-2011 00:34:45	Straylight	60.000	63	Bet Gru	2.1500	2800.0	120	48824	No
5	GOM_NL__2PRFIN20110702_003639_000000483104_00103_48824_1087.N1	02-JUL-2011 00:36:39	Straylight	47.500	31	Alp Gru	1.7340	15200.	95	48824	No
6	GOM_NL__2PRFIN20110702_003935_000000573104_00103_48824_1088.N1	02-JUL-2011 00:39:35	Straylight	56.500	172	Gam Gru	3.0030	13100.	113	48824	No
7	GOM_NL__2PRFIN20110702_004814_000000453104_00103_48824_1089.N1	02-JUL-2011 00:48:14	Twilight_stray	45.000	103	38Zet Sgr	2.6000	9700.0	90	48824	No
8	GOM_NL__2PRFIN20110702_005056_000000443104_00103_48824_1090.N1	02-JUL-2011 00:50:56	Bright	44.000	155	41Pi Sgr	2.9000	6600.0	88	48824	No
9	GOM_NL__2PRFIN20110702_005911_000000383104_00103_48824_1091.N1	02-JUL-2011 00:59:11	Bright	38.000	126	60Bet Oph	2.7700	4250.0	76	48824	No
10	GOM_NL__2PRFIN20110702_010306_000000483104_00103_48824_1092.N1	02-JUL-2011 01:03:06	Bright	47.500	168	17Zet Aql	2.9860	11000.	95	48824	No
11	GOM_NL__2PRFIN20110702_011006_000000413104_00103_48824_1093.N1	02-JUL-2011 01:10:06	Bright	41.000	5	3Alp Lyr	0.033000	11000.	82	48824	No
12	GOM_NL__2PRFIN20110702_011251_000000373104_00103_48824_1094.N1	02-JUL-2011 01:12:51	Bright	36.500	130	23Bet Dra	2.7990	5800.0	73	48824	No
13	GOM_NL__2PRFIN20110702_011425_000000473104_00103_48824_1095.N1	02-JUL-2011 01:14:25	Bright	46.500	144	18Del Cyg	2.8600	11000.	93	48824	No
14	GOM_NL__2PRFIN20110702_012129_000000453104_00103_48824_1096.N1	02-JUL-2011 01:21:29	Bright	44.500	89	5Alp Cep	2.4510	8000.0	89	48824	No
15	GOM_NL__2PRFIN20110702_012851_000000713104_00103_48824_1097.N1	02-JUL-2011 01:28:51	Bright	71.000	74	11Bet Cas	2.2680	6600.0	142	48824	No
16	GOM_NL__2PRFIN20110702_013030_000000453104_00103_48824_1098.N1	02-JUL-2011 01:30:30	Bright	44.500	110	37Del Cas	2.6780	8900.0	89	48824	No
17	GOM_NL__2PRFIN20110702_013342_000000573104_00103_48824_1099.N1	02-JUL-2011 01:33:42	Bright	57.000	160	23Gam Per	2.9300	4700.0	114	48824	No
18	GOM_NL__2PRFIN20110702_013527_000000543104_00103_48824_1100.N1	02-JUL-2011 01:35:27	Bright	54.000	175	39Del Per	3.0100	19400.	108	48824	No
19	GOM_NL__2PRFIN20110702_013703_000000523104_00103_48824_1101.N1	02-JUL-2011 01:37:03	Bright	52.000	73	57Gam1And	2.2600	13100.	104	48824	No
20	GOM_NL__2PRFIN20110702_013944_000000523104_00103_48824_1102.N1	02-JUL-2011 01:39:44	Twilight_stray	51.500	173	4Bet Tri	3.0040	8900.0	103	48824	No
21	GOM_NL__2PRFIN20110702_014405_000000603104_00103_48824_1103.N1	02-JUL-2011 01:44:05	Dark	60.000	50	13Alp Ari	2.0070	4250.0	120	48824	No
22	GOM_NL__2PRFIN20110702_014906_000000493104_00103_48824_1104.N1	02-JUL-2011 01:49:06	Dark	48.500	94	92Alp Cet	2.5260	3100.0	97	48824	No
23	GOM_NL__2PRFIN20110702_020834_000000503104_00104_48825_1085.N1	02-JUL-2011 02:08:34	Dark	49.500	84	Alp Phe	2.3970	4500.0	99	48825	No
24	GOM_NL__2PRFIN20110702_021500_000000543104_00104_48825_1086.N1	02-JUL-2011 02:15:00	Straylight	54.000	63	Bet Gru	2.1500	2800.0	108	48825	No
25	GOM_NL__2PRFIN20110702_021654_000000503104_00104_48825_1087.N1	02-JUL-2011 02:16:54	Straylight	50.000	31	Alp Gru	1.7340	15200.	100	48825	No
26	GOM_NL__2PRFIN20110702_021950_000000593104_00104_48825_1088.N1	02-JUL-2011 02:19:50	Straylight	58.500	172	Gam Gru	3.0030	13100.	117	48825	No
27	GOM_NL__2PRFIN20110702_022828_000000433104_00104_48825_1089.N1	02-JUL-2011 02:28:28	Twilight_stray	43.000	103	38Zet Sgr	2.6000	9700.0	86	48825	No
28	GOM_NL__2PRFIN20110702_023110_000000453104_00104_48825_1090.N1	02-JUL-2011 02:31:10	Bright	45.000	155	41Pi Sgr	2.9000	6600.0	90	48825	No
29	GOM_NL__2PRFIN20110702_023925_000000383104_00104_48825_1091.N1	02-JUL-2011 02:39:25	Bright	38.000	126	60Bet Oph	2.7700	4250.0	76	48825	No
30	GOM_NL__2PRFIN20110702_024319_000000473104_00104_48825_1092.N1	02-JUL-2011 02:43:19	Bright	46.500	168	17Zet Aql	2.9860	11000.	93	48825	No
31	GOM_NL__2PRFIN20110702_025019_000000403104_00104_48825_1093.N1	02-JUL-2011 02:50:19	Bright	39.500	5	3Alp Lyr	0.033000	11000.	79	48825	No
32	GOM_NL__2PRFIN20110702_025305_000000333104_00104_48825_1094.N1	02-JUL-2011 02:53:05	Bright	33.000	130	23Bet Dra	2.7990	5800.0	66	48825	No
33	GOM_NL__2PRFIN20110702_025438_000000453104_00104_48825_1095.N1	02-JUL-2011 02:54:38	Bright	45.000	144	18Del Cyg	2.8600	11000.	90	48825	No
34	GOM_NL__2PRFIN20110702_030142_000000463104_00104_48825_1096.N1	02-JUL-2011 03:01:42	Bright	45.500	89	5Alp Cep	2.4510	8000.0	91	48825	No
35	GOM_NL__2PRFIN20110702_030905_000000493104_00104_48825_1097.N1	02-JUL-2011 03:09:05	Bright	49.000	74	11Bet Cas	2.2680	6600.0	98	48825	No
36	GOM_NL__2PRFIN20110702_031044_000000473104_00104_48825_1098.N1	02-JUL-2011 03:10:44	Bright	47.000	110	37Del Cas	2.6780	8900.0	94	48825	No
37	GOM_NL__2PRFIN20110702_031356_000000573104_00104_48825_1099.N1	02-JUL-2011 03:13:56	Bright	57.000	160	23Gam Per	2.9300	4700.0	114	48825	No
38	GOM_NL__2PRFIN20110702_031541_000000353104_00104_48825_1100.N1	02-JUL-2011 03:15:41	Bright	35.000	175	39Del Per	3.0100	19400.	70	48825	No
39	GOM_NL__2PRFIN20110702_031717_000000673104_00104_48825_1101.N1	02-JUL-2011 03:17:17	Bright	67.000	73	57Gam1And	2.2600	13100.	134	48825	No
40	GOM_NL__2PRFIN20110702_031958_000000503104_00104_48825_1102.N1	02-JUL-2011 03:19:58	Twilight_stray	49.500	173	4Bet Tri	3.0040	8900.0	99	48825	No
41	GOM_NL__2PRFIN20110702_032419_000000583104_00104_48825_1103.N1	02-JUL-2011 03:24:19	Dark	57.500	50	13Alp Ari	2.0070	4250.0	115	48825	No
42	GOM_NL__2PRFIN20110702_032921_000000473104_00104_48825_1104.N1	02-JUL-2011 03:29:21	Dark	46.500	94	92Alp Cet	2.5260	3100.0	93	48825	No

43	GOM_NL__2PRFIN20110702_034849_000000513104_00105_48826_1085.N1	02-JUL-2011 03:48:49	Dark	50.500	84	Alp Phe	2.3970	4500.0	101	48826	No
44	GOM_NL__2PRFIN20110702_035515_000000513104_00105_48826_1086.N1	02-JUL-2011 03:55:15	Straylight	51.000	63	Bet Gru	2.1500	2800.0	102	48826	No
45	GOM_NL__2PRFIN20110702_035709_000000533104_00105_48826_1087.N1	02-JUL-2011 03:57:09	Straylight	53.000	31	Alp Gru	1.7340	15200.	106	48826	No
46	GOM_NL__2PRFIN20110702_040005_000000583104_00105_48826_1088.N1	02-JUL-2011 04:00:05	Straylight	57.500	172	Gam Gru	3.0030	13100.	115	48826	No
47	GOM_NL__2PRFIN20110702_040843_000000453104_00105_48826_1089.N1	02-JUL-2011 04:08:43	Twi_and_stray	44.500	103	38Zet Sgr	2.6000	9700.0	89	48826	No
48	GOM_NL__2PRFIN20110702_041124_000000453104_00105_48826_1090.N1	02-JUL-2011 04:11:24	Bright	44.500	155	41Pi Sgr	2.9000	6600.0	89	48826	No
49	GOM_NL__2PRFIN20110702_041939_000000373104_00105_48826_1091.N1	02-JUL-2011 04:19:39	Bright	37.000	126	60Bet Oph	2.7700	4250.0	74	48826	No
50	GOM_NL__2PRFIN20110702_042333_000000463104_00105_48826_1092.N1	02-JUL-2011 04:23:33	Bright	45.500	168	17Zet Aql	2.9860	11000.	91	48826	No
51	GOM_NL__2PRFIN20110702_043033_000000413104_00105_48826_1093.N1	02-JUL-2011 04:30:33	Bright	41.000	5	3Alp Lyr	0.033000	11000.	82	48826	No
52	GOM_NL__2PRFIN20110702_043319_000000373104_00105_48826_1094.N1	02-JUL-2011 04:33:19	Bright	36.500	130	23Bet Dra	2.7990	5800.0	73	48826	No
53	GOM_NL__2PRFIN20110702_043451_000000473104_00105_48826_1095.N1	02-JUL-2011 04:34:51	Bright	47.000	144	18Del Cyg	2.8600	11000.	94	48826	No
54	GOM_NL__2PRFIN20110702_044155_000000453104_00105_48826_1096.N1	02-JUL-2011 04:41:55	Bright	45.000	89	5Alp Cep	2.4510	8000.0	90	48826	No
55	GOM_NL__2PRFIN20110702_044919_000000483104_00105_48826_1097.N1	02-JUL-2011 04:49:19	Bright	47.500	74	11Bet Cas	2.2680	6600.0	95	48826	No
56	GOM_NL__2PRFIN20110702_045057_000000413104_00105_48826_1098.N1	02-JUL-2011 04:50:57	Bright	40.500	110	37Del Cas	2.6780	8900.0	81	48826	No
57	GOM_NL__2PRFIN20110702_045410_000000393104_00105_48826_1099.N1	02-JUL-2011 04:54:10	Bright	38.500	160	23Gam Per	2.9300	4700.0	77	48826	No
58	GOM_NL__2PRFIN20110702_045555_000000353104_00105_48826_1100.N1	02-JUL-2011 04:55:55	Bright	34.500	175	39Del Per	3.0100	19400.	69	48826	No
59	GOM_NL__2PRFIN20110702_045731_000000553104_00105_48826_1101.N1	02-JUL-2011 04:57:31	Bright	54.500	73	57Gam1And	2.2600	13100.	109	48826	No
60	GOM_NL__2PRFIN20110702_050013_000000513104_00105_48826_1102.N1	02-JUL-2011 05:00:13	Twi_and_stray	50.500	173	4Bet Tri	3.0040	8900.0	101	48826	No
61	GOM_NL__2PRFIN20110702_050434_000000553104_00105_48826_1103.N1	02-JUL-2011 05:04:34	Dark	54.500	50	13Alp Ari	2.0070	4250.0	109	48826	No
62	GOM_NL__2PRFIN20110702_050935_000000453104_00105_48826_1104.N1	02-JUL-2011 05:09:35	Dark	44.500	94	92Alp Cet	2.5260	3100.0	89	48826	No
63	GOM_NL__2PRFIN20110702_052904_000000523104_00106_48827_1085.N1	02-JUL-2011 05:29:04	Dark	52.000	84	Alp Phe	2.3970	4500.0	104	48827	No
64	GOM_NL__2PRFIN20110702_053530_000000523104_00106_48827_1086.N1	02-JUL-2011 05:35:30	Straylight	51.500	63	Bet Gru	2.1500	2800.0	103	48827	No
65	GOM_NL__2PRFIN20110702_053724_000000503104_00106_48827_1087.N1	02-JUL-2011 05:37:24	Straylight	50.000	31	Alp Gru	1.7340	15200.	100	48827	No
66	GOM_NL__2PRFIN20110702_054020_000000563104_00106_48827_1088.N1	02-JUL-2011 05:40:20	Straylight	55.500	172	Gam Gru	3.0030	13100.	111	48827	No
67	GOM_NL__2PRFIN20110702_054857_000000473104_00106_48827_1089.N1	02-JUL-2011 05:48:57	Twi_and_stray	47.000	103	38Zet Sgr	2.6000	9700.0	94	48827	No
68	GOM_NL__2PRFIN20110702_055139_000000443104_00106_48827_1090.N1	02-JUL-2011 05:51:39	Bright	44.000	155	41Pi Sgr	2.9000	6600.0	88	48827	No
69	GOM_NL__2PRFIN20110702_055953_000000383104_00106_48827_1091.N1	02-JUL-2011 05:59:53	Bright	37.500	126	60Bet Oph	2.7700	4250.0	75	48827	No
70	GOM_NL__2PRFIN20110702_060346_000000473104_00106_48827_1092.N1	02-JUL-2011 06:03:46	Bright	46.500	168	17Zet Aql	2.9860	11000.	93	48827	No
71	GOM_NL__2PRFIN20110702_061046_000000613104_00106_48827_1093.N1	02-JUL-2011 06:10:46	Bright	61.000	5	3Alp Lyr	0.033000	11000.	122	48827	No
72	GOM_NL__2PRFIN20110702_061333_000000373104_00106_48827_1094.N1	02-JUL-2011 06:13:33	Bright	37.000	130	23Bet Dra	2.7990	5800.0	74	48827	No
73	GOM_NL__2PRFIN20110702_061504_000000473104_00106_48827_1095.N1	02-JUL-2011 06:15:04	Bright	47.000	144	18Del Cyg	2.8600	11000.	94	48827	No
74	GOM_NL__2PRFIN20110702_062209_000000443104_00106_48827_1096.N1	02-JUL-2011 06:22:09	Bright	44.000	89	5Alp Cep	2.4510	8000.0	88	48827	No
75	GOM_NL__2PRFIN20110702_062932_000000513104_00106_48827_1097.N1	02-JUL-2011 06:29:32	Bright	51.000	74	11Bet Cas	2.2680	6600.0	102	48827	No
76	GOM_NL__2PRFIN20110702_063111_000000483104_00106_48827_1098.N1	02-JUL-2011 06:31:11	Bright	47.500	110	37Del Cas	2.6780	8900.0	95	48827	No
77	GOM_NL__2PRFIN20110702_063424_000000423104_00106_48827_1099.N1	02-JUL-2011 06:34:24	Bright	42.000	160	23Gam Per	2.9300	4700.0	84	48827	No
78	GOM_NL__2PRFIN20110702_063610_000000353104_00106_48827_1100.N1	02-JUL-2011 06:36:10	Bright	35.000	175	39Del Per	3.0100	19400.	70	48827	No
79	GOM_NL__2PRFIN20110702_063745_000000493104_00106_48827_1101.N1	02-JUL-2011 06:37:45	Bright	49.000	73	57Gam1And	2.2600	13100.	98	48827	No
80	GOM_NL__2PRFIN20110702_064027_000000493104_00106_48827_1102.N1	02-JUL-2011 06:40:27	Twi_and_stray	48.500	173	4Bet Tri	3.0040	8900.0	97	48827	No
81	GOM_NL__2PRFIN20110702_064448_000000583104_00106_48827_1103.N1	02-JUL-2011 06:44:48	Dark	57.500	50	13Alp Ari	2.0070	4250.0	115	48827	No
82	GOM_NL__2PRFIN20110702_064950_000000403104_00106_48827_1104.N1	02-JUL-2011 06:49:50	Dark	40.000	94	92Alp Cet	2.5260	3100.0	80	48827	No
83	GOM_NL__2PRFIN20110702_070919_000000513104_00107_48828_1085.N1	02-JUL-2011 07:09:19	Dark	50.500	84	Alp Phe	2.3970	4500.0	101	48828	No
84	GOM_NL__2PRFIN20110702_071545_000000663104_00107_48828_1086.N1	02-JUL-2011 07:15:45	Straylight	65.500	63	Bet Gru	2.1500	2800.0	131	48828	No
85	GOM_NL__2PRFIN20110702_071739_000000503104_00107_48828_1087.N1	02-JUL-2011 07:17:39	Straylight	50.000	31	Alp Gru	1.7340	15200.	100	48828	No
86	GOM_NL__2PRFIN20110702_072035_000000563104_00107_48828_1088.N1	02-JUL-2011 07:20:35	Straylight	55.500	172	Gam Gru	3.0030	13100.	111	48828	No
87	GOM_NL__2PRFIN20110702_072911_000000473104_00107_48828_1089.N1	02-JUL-2011 07:29:11	Twi_and_stray	47.000	103	38Zet Sgr	2.6000	9700.0	94	48828	No
88	GOM_NL__2PRFIN20110702_073153_000000443104_00107_48828_1090.N1	02-JUL-2011 07:31:53	Bright	43.500	155	41Pi Sgr	2.9000	6600.0	87	48828	No
89	GOM_NL__2PRFIN20110702_074007_000000383104_00107_48828_1091.N1	02-JUL-2011 07:40:07	Bright	37.500	126	60Bet Oph	2.7700	4250.0	75	48828	No
90	GOM_NL__2PRFIN20110702_074400_000000463104_00107_48828_1092.N1	02-JUL-2011 07:44:00	Bright	46.000	168	17Zet Aql	2.9860	11000.	92	48828	No
91	GOM_NL__2PRFIN20110702_075100_000000433104_00107_48828_1093.N1	02-JUL-2011 07:51:00	Bright	42.500	5	3Alp Lyr	0.033000	11000.	85	48828	No
92	GOM_NL__2PRFIN20110702_075346_000000383104_00107_48828_1094.N1	02-JUL-2011 07:53:46	Bright	38.000	130	23Bet Dra	2.7990	5800.0	76	48828	No
93	GOM_NL__2PRFIN20110702_075518_000000473104_00107_48828_1095.N1	02-JUL-2011 07:55:18	Bright	47.000	144	18Del Cyg	2.8600	11000.	94	48828	No
94	GOM_NL__2PRFIN20110702_080222_000000423104_00107_48828_1096.N1	02-JUL-2011 08:02:22	Bright	42.000	89	5Alp Cep	2.4510	8000.0	84	48828	No
95	GOM_NL__2PRFIN20110702_080945_000000483104_00107_48828_1097.N1	02-JUL-2011 08:09:45	Bright	47.500	74	11Bet Cas	2.2680	6600.0	95	48828	No
96	GOM_NL__2PRFIN20110702_081125_000000633104_00107_48828_1098.N1	02-JUL-2011 08:11:25	Bright	63.000	110	37Del Cas	2.6780	8900.0	126	48828	No
97	GOM_NL__2PRFIN20110702_081437_000000403104_00107_48828_1099.N1	02-JUL-2011 08:14:37	Bright	39.500	160	23Gam Per	2.9300	4700.0	79	48828	No
98	GOM_NL__2PRFIN20110702_081623_000000353104_00107_48828_1100.N1	02-JUL-2011 08:16:23	Bright	34.500	175	39Del Per	3.0100	19400.	69	48828	No
99	GOM_NL__2PRFIN20110702_081759_000000533104_00107_48828_1101.N1	02-JUL-2011 08:17:59	Bright	53.000	73	57Gam1And	2.2600	13100.	106	48828	No
100	GOM_NL__2PRFIN20110702_082041_000000493104_00107_48828_1102.N1	02-JUL-2011 08:20:41	Twi_and_stray	48.500	173	4Bet Tri	3.0040	8900.0	97	48828	No
101	GOM_NL__2PRFIN20110702_082503_000000593104_00107_48828_1103.N1	02-JUL-2011 08:25:03	Dark	58.500	50	13Alp Ari	2.0070	4250.0	117	48828	No

102	GOM_NL__2PRFIN20110702_083004_000000493104_00107_48828_1104.N1	02-JUL-2011 08:30:04	Dark	49.000	94	92Alp Cet	2.5260	3100.0	98	48828	No
103	GOM_NL__2PRFIN20110702_102949_000000503104_00109_48830_1086.N1	02-JUL-2011 10:29:49	Dark	49.500	84	Alp Phe	2.3970	4500.0	99	48830	No
104	GOM_NL__2PRFIN20110702_103615_000000533104_00109_48830_1087.N1	02-JUL-2011 10:36:15	Straylight	52.500	63	Bet Gru	2.1500	2800.0	105	48830	No
105	GOM_NL__2PRFIN20110702_103808_000000483104_00109_48830_1088.N1	02-JUL-2011 10:38:08	Straylight	48.000	31	Alp Gru	1.7340	15200.	96	48830	No
106	GOM_NL__2PRFIN20110702_104018_000000403104_00109_48830_1089.N1	02-JUL-2011 10:40:18	Straylight	40.000	45	Alp Pav	1.9400	26000.	80	48830	No
107	GOM_NL__2PRFIN20110702_104858_000000443104_00109_48830_1090.N1	02-JUL-2011 10:48:58	Tw_i_and_stray	43.500	38	20Eps Sgr	1.8360	11000.	87	48830	No
108	GOM_NL__2PRFIN20110702_105018_000000513104_00109_48830_1091.N1	02-JUL-2011 10:50:18	Bright	50.500	116	19Del Sgr	2.7000	4100.0	101	48830	No
109	GOM_NL__2PRFIN20110702_105221_000000443104_00109_48830_1092.N1	02-JUL-2011 10:52:21	Bright	44.000	155	41Pi Sgr	2.9000	6600.0	88	48830	No
110	GOM_NL__2PRFIN20110702_110035_000000383104_00109_48830_1093.N1	02-JUL-2011 11:00:35	Bright	37.500	126	60Bet Oph	2.7700	4250.0	75	48830	No
111	GOM_NL__2PRFIN20110702_110253_000000373104_00109_48830_1094.N1	02-JUL-2011 11:02:53	Bright	36.500	59	55Alp Oph	2.0800	8900.0	73	48830	No
112	GOM_NL__2PRFIN20110702_110427_000000473104_00109_48830_1095.N1	02-JUL-2011 11:04:27	Bright	46.500	168	17Zet Aql	2.9860	11000.	93	48830	No
113	GOM_NL__2PRFIN20110702_111127_000000463104_00109_48830_1096.N1	02-JUL-2011 11:11:27	Bright	46.000	5	3Alp Lyr	0.033000	11000.	92	48830	No
114	GOM_NL__2PRFIN20110702_111414_000000393104_00109_48830_1097.N1	02-JUL-2011 11:14:14	Bright	39.000	130	23Bet Dra	2.7990	5800.0	78	48830	No
115	GOM_NL__2PRFIN20110702_112249_000000453104_00109_48830_1098.N1	02-JUL-2011 11:22:49	Bright	45.000	89	5Alp Cep	2.4510	8000.0	90	48830	No
116	GOM_NL__2PRFIN20110702_113012_000000313104_00109_48830_1099.N1	02-JUL-2011 11:30:12	Tw_i_and_stray	31.000	74	11Bet Cas	2.2680	6600.0	62	48830	No
117	GOM_NL__2PRFIN20110702_113106_000000653104_00109_48830_1100.N1	02-JUL-2011 11:31:06	Bright	65.000	76	27Gam Cas	2.3000	30000.	130	48830	No
118	GOM_NL__2PRFIN20110702_113505_000000523104_00109_48830_1101.N1	02-JUL-2011 11:35:05	Bright	52.000	160	23Gam Per	2.9300	4700.0	104	48830	No
119	GOM_NL__2PRFIN20110702_113651_000000363104_00109_48830_1102.N1	02-JUL-2011 11:36:51	Bright	35.500	175	39Del Per	3.0100	19400.	71	48830	No
120	GOM_NL__2PRFIN20110702_113827_000000503104_00109_48830_1103.N1	02-JUL-2011 11:38:27	Bright	49.500	73	57Gam1And	2.2600	13100.	99	48830	No
121	GOM_NL__2PRFIN20110702_114109_000000533104_00109_48830_1104.N1	02-JUL-2011 11:41:09	Tw_i_and_stray	53.000	173	4Bet Tri	3.0040	8900.0	106	48830	No
122	GOM_NL__2PRFIN20110702_114348_000000403104_00109_48830_1105.N1	02-JUL-2011 11:43:48	Tw_i_and_stray	39.500	146	25Eta Tau	2.8730	15200.	79	48830	No
123	GOM_NL__2PRFIN20110702_114531_000000413104_00109_48830_1106.N1	02-JUL-2011 11:45:31	Dark	41.000	50	13Alp Ari	2.0070	4250.0	82	48830	No
124	GOM_NL__2PRFIN20110702_115033_000000503104_00109_48830_1107.N1	02-JUL-2011 11:50:33	Dark	50.000	94	92Alp Cet	2.5260	3100.0	100	48830	No
125	GOM_NL__2PRFIN20110702_121004_000000503104_00110_48831_1086.N1	02-JUL-2011 12:10:04	Dark	50.000	84	Alp Phe	2.3970	4500.0	100	48831	No
126	GOM_NL__2PRFIN20110702_121630_000000533104_00110_48831_1087.N1	02-JUL-2011 12:16:30	Straylight	52.500	63	Bet Gru	2.1500	2800.0	105	48831	No
127	GOM_NL__2PRFIN20110702_121823_000000513104_00110_48831_1088.N1	02-JUL-2011 12:18:23	Straylight	50.500	31	Alp Gru	1.7340	15200.	101	48831	No
128	GOM_NL__2PRFIN20110702_122033_000000473104_00110_48831_1089.N1	02-JUL-2011 12:20:33	Straylight	46.500	45	Alp Pav	1.9400	26000.	93	48831	No
129	GOM_NL__2PRFIN20110702_122912_000000423104_00110_48831_1090.N1	02-JUL-2011 12:29:12	Tw_i_and_stray	41.500	38	20Eps Sgr	1.8360	11000.	83	48831	No
130	GOM_NL__2PRFIN20110702_123033_000000483104_00110_48831_1091.N1	02-JUL-2011 12:30:33	Bright	48.000	116	19Del Sgr	2.7000	4100.0	96	48831	No
131	GOM_NL__2PRFIN20110702_123235_000000443104_00110_48831_1092.N1	02-JUL-2011 12:32:35	Bright	44.000	155	41Pi Sgr	2.9000	6600.0	88	48831	No
132	GOM_NL__2PRFIN20110702_124049_000000383104_00110_48831_1093.N1	02-JUL-2011 12:40:49	Bright	37.500	126	60Bet Oph	2.7700	4250.0	75	48831	No
133	GOM_NL__2PRFIN20110702_124307_000000543104_00110_48831_1094.N1	02-JUL-2011 12:43:07	Bright	54.000	59	55Alp Oph	2.0800	8900.0	108	48831	No
134	GOM_NL__2PRFIN20110702_124440_000000483104_00110_48831_1095.N1	02-JUL-2011 12:44:40	Bright	47.500	168	17Zet Aql	2.9860	11000.	95	48831	No
135	GOM_NL__2PRFIN20110702_125140_000000453104_00110_48831_1096.N1	02-JUL-2011 12:51:40	Bright	45.000	5	3Alp Lyr	0.033000	11000.	90	48831	No
136	GOM_NL__2PRFIN20110702_125428_000000393104_00110_48831_1097.N1	02-JUL-2011 12:54:28	Bright	38.500	130	23Bet Dra	2.7990	5800.0	77	48831	No
137	GOM_NL__2PRFIN20110702_130302_000000433104_00110_48831_1098.N1	02-JUL-2011 13:03:02	Bright	43.000	89	5Alp Cep	2.4510	8000.0	86	48831	No
138	GOM_NL__2PRFIN20110702_131120_000000503104_00110_48831_1099.N1	02-JUL-2011 13:11:20	Bright	50.000	76	27Gam Cas	2.3000	30000.	100	48831	No
139	GOM_NL__2PRFIN20110702_131519_000000503104_00110_48831_1100.N1	02-JUL-2011 13:15:19	Bright	49.500	160	23Gam Per	2.9300	4700.0	99	48831	No
140	GOM_NL__2PRFIN20110702_131705_000000443104_00110_48831_1101.N1	02-JUL-2011 13:17:05	Bright	43.500	175	39Del Per	3.0100	19400.	87	48831	No
141	GOM_NL__2PRFIN20110702_131841_000000523104_00110_48831_1102.N1	02-JUL-2011 13:18:41	Bright	52.000	73	57Gam1And	2.2600	13100.	104	48831	No
142	GOM_NL__2PRFIN20110702_132123_000000513104_00110_48831_1103.N1	02-JUL-2011 13:21:23	Tw_i_and_stray	50.500	173	4Bet Tri	3.0040	8900.0	101	48831	No
143	GOM_NL__2PRFIN20110702_132402_000000413104_00110_48831_1104.N1	02-JUL-2011 13:24:02	Tw_i_and_stray	40.500	146	25Eta Tau	2.8730	15200.	81	48831	No
144	GOM_NL__2PRFIN20110702_132546_000000413104_00110_48831_1105.N1	02-JUL-2011 13:25:46	Dark	41.000	50	13Alp Ari	2.0070	4250.0	82	48831	No
145	GOM_NL__2PRFIN20110702_133047_000000493104_00110_48831_1106.N1	02-JUL-2011 13:30:47	Dark	49.000	94	92Alp Cet	2.5260	3100.0	98	48831	No
146	GOM_NL__2PRFIN20110702_135019_000000483104_00111_48832_1086.N1	02-JUL-2011 13:50:19	Dark	48.000	84	Alp Phe	2.3970	4500.0	96	48832	No
147	GOM_NL__2PRFIN20110702_135644_000000523104_00111_48832_1087.N1	02-JUL-2011 13:56:44	Straylight	51.500	63	Bet Gru	2.1500	2800.0	103	48832	No
148	GOM_NL__2PRFIN20110702_135838_000000513104_00111_48832_1088.N1	02-JUL-2011 13:58:38	Straylight	51.000	31	Alp Gru	1.7340	15200.	102	48832	No
149	GOM_NL__2PRFIN20110702_140047_000000433104_00111_48832_1089.N1	02-JUL-2011 14:00:47	Straylight	43.000	45	Alp Pav	1.9400	26000.	86	48832	No
150	GOM_NL__2PRFIN20110702_140926_000000443104_00111_48832_1090.N1	02-JUL-2011 14:09:26	Tw_i_and_stray	43.500	38	20Eps Sgr	1.8360	11000.	87	48832	No
151	GOM_NL__2PRFIN20110702_141047_000000513104_00111_48832_1091.N1	02-JUL-2011 14:10:47	Bright	51.000	116	19Del Sgr	2.7000	4100.0	102	48832	No
152	GOM_NL__2PRFIN20110702_141250_000000453104_00111_48832_1092.N1	02-JUL-2011 14:12:50	Bright	44.500	155	41Pi Sgr	2.9000	6600.0	89	48832	No
153	GOM_NL__2PRFIN20110702_142103_000000373104_00111_48832_1093.N1	02-JUL-2011 14:21:03	Bright	37.000	126	60Bet Oph	2.7700	4250.0	74	48832	No
154	GOM_NL__2PRFIN20110702_142321_000000373104_00111_48832_1094.N1	02-JUL-2011 14:23:21	Bright	36.500	59	55Alp Oph	2.0800	8900.0	73	48832	No
155	GOM_NL__2PRFIN20110702_142454_000000453104_00111_48832_1095.N1	02-JUL-2011 14:24:54	Bright	45.000	168	17Zet Aql	2.9860	11000.	90	48832	No
156	GOM_NL__2PRFIN20110702_143154_000000463104_00111_48832_1096.N1	02-JUL-2011 14:31:54	Bright	46.000	5	3Alp Lyr	0.033000	11000.	92	48832	No
157	GOM_NL__2PRFIN20110702_143442_000000373104_00111_48832_1097.N1	02-JUL-2011 14:34:42	Bright	37.000	130	23Bet Dra	2.7990	5800.0	74	48832	No
158	GOM_NL__2PRFIN20110702_144315_000000463104_00111_48832_1098.N1	02-JUL-2011 14:43:15	Bright	45.500	89	5Alp Cep	2.4510	8000.0	91	48832	No
159	GOM_NL__2PRFIN20110702_145039_000000293104_00111_48832_1099.N1	02-JUL-2011 14:50:39	Tw_i_and_stray	29.000	74	11Bet Cas	2.2680	6600.0	58	48832	No
160	GOM_NL__2PRFIN20110702_145133_000000553104_00111_48832_1100.N1	02-JUL-2011 14:51:33	Bright	54.500	76	27Gam Cas	2.3000	30000.	109	48832	No

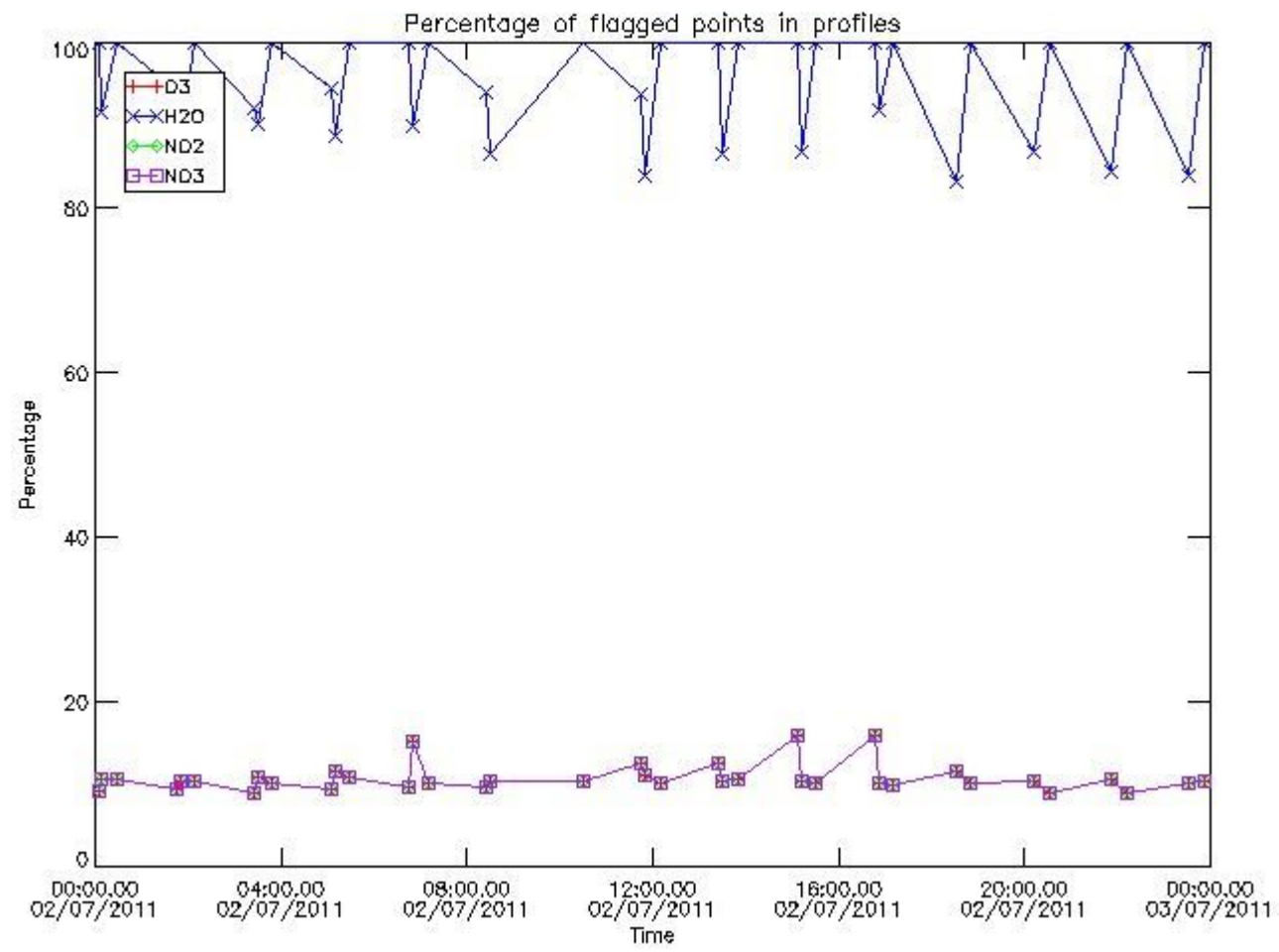
161	GOM_NL__2PRFIN20110702_145533_000000573104_00111_48832_1101.N1	02-JUL-2011 14:55:33	Bright	57.000	160	23Gam Per	2.9300	4700.0	114	48832	No
162	GOM_NL__2PRFIN20110702_145719_000000343104_00111_48832_1102.N1	02-JUL-2011 14:57:19	Bright	34.000	175	39Del Per	3.0100	19400.	68	48832	No
163	GOM_NL__2PRFIN20110702_145855_000000493104_00111_48832_1103.N1	02-JUL-2011 14:58:55	Bright	49.000	73	57Gam1And	2.2600	13100.	98	48832	No
164	GOM_NL__2PRFIN20110702_150137_000000513104_00111_48832_1104.N1	02-JUL-2011 15:01:37	Tw_i_and_stray	50.500	173	4Bet Tri	3.0040	8900.0	101	48832	No
165	GOM_NL__2PRFIN20110702_150416_000000413104_00111_48832_1105.N1	02-JUL-2011 15:04:16	Tw_i_and_stray	40.500	146	25Eta Tau	2.8730	15200.	81	48832	No
166	GOM_NL__2PRFIN20110702_150600_000000323104_00111_48832_1106.N1	02-JUL-2011 15:06:00	Dark	32.000	50	13Alp Ari	2.0070	4250.0	64	48832	No
167	GOM_NL__2PRFIN20110702_151102_000000503104_00111_48832_1107.N1	02-JUL-2011 15:11:02	Dark	49.500	94	92Alp Cet	2.5260	3100.0	99	48832	No
168	GOM_NL__2PRFIN20110702_153034_000000513104_00112_48833_1106.N1	02-JUL-2011 15:30:34	Dark	50.500	84	Alp Phe	2.3970	4500.0	101	48833	No
169	GOM_NL__2PRFIN20110702_153659_000000543104_00112_48833_1107.N1	02-JUL-2011 15:36:59	Straylight	54.000	63	Bet Gru	2.1500	2800.0	108	48833	No
170	GOM_NL__2PRFIN20110702_153853_000000503104_00112_48833_1108.N1	02-JUL-2011 15:38:53	Straylight	50.000	31	Alp Gru	1.7340	15200.	100	48833	No
171	GOM_NL__2PRFIN20110702_154102_000000423104_00112_48833_1109.N1	02-JUL-2011 15:41:02	Straylight	42.000	45	Alp Pav	1.9400	26000.	84	48833	No
172	GOM_NL__2PRFIN20110702_154940_000000453104_00112_48833_1110.N1	02-JUL-2011 15:49:40	Tw_i_and_stray	44.500	38	20Eps Sgr	1.8360	11000.	89	48833	No
173	GOM_NL__2PRFIN20110702_155101_000000523104_00112_48833_1111.N1	02-JUL-2011 15:51:01	Bright	52.000	116	19Del Sgr	2.7000	4100.0	104	48833	No
174	GOM_NL__2PRFIN20110702_155304_000000443104_00112_48833_1112.N1	02-JUL-2011 15:53:04	Bright	43.500	155	41Pi Sgr	2.9000	6600.0	87	48833	No
175	GOM_NL__2PRFIN20110702_160117_000000383104_00112_48833_1113.N1	02-JUL-2011 16:01:17	Bright	37.500	126	60Bet Oph	2.7700	4250.0	75	48833	No
176	GOM_NL__2PRFIN20110702_160335_000000393104_00112_48833_1114.N1	02-JUL-2011 16:03:35	Bright	39.000	59	55Alp Oph	2.0800	8900.0	78	48833	No
177	GOM_NL__2PRFIN20110702_160507_000000453104_00112_48833_1115.N1	02-JUL-2011 16:05:07	Bright	45.000	168	17Zet Aql	2.9860	11000.	90	48833	No
178	GOM_NL__2PRFIN20110702_161208_000000413104_00112_48833_1116.N1	02-JUL-2011 16:12:08	Bright	40.500	5	3Alp Lyr	0.033000	11000.	81	48833	No
179	GOM_NL__2PRFIN20110702_161456_000000373104_00112_48833_1117.N1	02-JUL-2011 16:14:56	Bright	36.500	130	23Bet Dra	2.7990	5800.0	73	48833	No
180	GOM_NL__2PRFIN20110702_162329_000000463104_00112_48833_1118.N1	02-JUL-2011 16:23:29	Bright	45.500	89	5Alp Cep	2.4510	8000.0	91	48833	No
181	GOM_NL__2PRFIN20110702_163052_000000293104_00112_48833_1119.N1	02-JUL-2011 16:30:52	Tw_i_and_stray	29.000	74	11Bet Cas	2.2680	6600.0	58	48833	No
182	GOM_NL__2PRFIN20110702_163147_000000583104_00112_48833_1120.N1	02-JUL-2011 16:31:47	Bright	58.000	76	27Gam Cas	2.3000	30000.	116	48833	No
183	GOM_NL__2PRFIN20110702_163547_000000573104_00112_48833_1121.N1	02-JUL-2011 16:35:47	Bright	57.000	160	23Gam Per	2.9300	4700.0	114	48833	No
184	GOM_NL__2PRFIN20110702_163733_000000553104_00112_48833_1122.N1	02-JUL-2011 16:37:33	Bright	55.000	175	39Del Per	3.0100	19400.	110	48833	No
185	GOM_NL__2PRFIN20110702_163909_000000523104_00112_48833_1123.N1	02-JUL-2011 16:39:09	Bright	51.500	73	57Gam1And	2.2600	13100.	103	48833	No
186	GOM_NL__2PRFIN20110702_164151_000000533104_00112_48833_1124.N1	02-JUL-2011 16:41:51	Tw_i_and_stray	52.500	173	4Bet Tri	3.0040	8900.0	105	48833	No
187	GOM_NL__2PRFIN20110702_164430_000000423104_00112_48833_1125.N1	02-JUL-2011 16:44:30	Tw_i_and_stray	41.500	146	25Eta Tau	2.8730	15200.	83	48833	No
188	GOM_NL__2PRFIN20110702_164614_000000323104_00112_48833_1126.N1	02-JUL-2011 16:46:14	Dark	32.000	50	13Alp Ari	2.0070	4250.0	64	48833	No
189	GOM_NL__2PRFIN20110702_165116_000000503104_00112_48833_1127.N1	02-JUL-2011 16:51:16	Dark	50.000	94	92Alp Cet	2.5260	3100.0	100	48833	No
190	GOM_NL__2PRFIN20110702_171049_000000523104_00113_48834_1106.N1	02-JUL-2011 17:10:49	Dark	52.000	84	Alp Phe	2.3970	4500.0	104	48834	No
191	GOM_NL__2PRFIN20110702_171714_000000523104_00113_48834_1107.N1	02-JUL-2011 17:17:14	Straylight	51.500	63	Bet Gru	2.1500	2800.0	103	48834	No
192	GOM_NL__2PRFIN20110702_171908_000000483104_00113_48834_1108.N1	02-JUL-2011 17:19:08	Straylight	47.500	31	Alp Gru	1.7340	15200.	95	48834	No
193	GOM_NL__2PRFIN20110702_172116_000000403104_00113_48834_1109.N1	02-JUL-2011 17:21:16	Straylight	40.000	45	Alp Pav	1.9400	26000.	80	48834	No
194	GOM_NL__2PRFIN20110702_172955_000000413104_00113_48834_1110.N1	02-JUL-2011 17:29:55	Tw_i_and_stray	41.000	38	20Eps Sgr	1.8360	11000.	82	48834	No
195	GOM_NL__2PRFIN20110702_173115_000000443104_00113_48834_1111.N1	02-JUL-2011 17:31:15	Bright	43.500	116	19Del Sgr	2.7000	4100.0	87	48834	No
196	GOM_NL__2PRFIN20110702_173318_000000433104_00113_48834_1112.N1	02-JUL-2011 17:33:18	Bright	43.000	155	41Pi Sgr	2.9000	6600.0	86	48834	No
197	GOM_NL__2PRFIN20110702_174131_000000373104_00113_48834_1113.N1	02-JUL-2011 17:41:31	Bright	37.000	126	60Bet Oph	2.7700	4250.0	74	48834	No
198	GOM_NL__2PRFIN20110702_174349_000000373104_00113_48834_1114.N1	02-JUL-2011 17:43:49	Bright	37.000	59	55Alp Oph	2.0800	8900.0	74	48834	No
199	GOM_NL__2PRFIN20110702_174521_000000473104_00113_48834_1115.N1	02-JUL-2011 17:45:21	Bright	47.000	168	17Zet Aql	2.9860	11000.	94	48834	No
200	GOM_NL__2PRFIN20110702_175221_000000443104_00113_48834_1116.N1	02-JUL-2011 17:52:21	Bright	44.000	5	3Alp Lyr	0.033000	11000.	88	48834	No
201	GOM_NL__2PRFIN20110702_175509_000000393104_00113_48834_1117.N1	02-JUL-2011 17:55:09	Bright	39.000	130	23Bet Dra	2.7990	5800.0	78	48834	No
202	GOM_NL__2PRFIN20110702_180342_000000453104_00113_48834_1118.N1	02-JUL-2011 18:03:42	Bright	45.000	89	5Alp Cep	2.4510	8000.0	90	48834	No
203	GOM_NL__2PRFIN20110702_181106_000000273104_00113_48834_1119.N1	02-JUL-2011 18:11:06	Tw_i_and_stray	27.000	74	11Bet Cas	2.2680	6600.0	54	48834	No
204	GOM_NL__2PRFIN20110702_181201_000000653104_00113_48834_1120.N1	02-JUL-2011 18:12:01	Bright	65.000	76	27Gam Cas	2.3000	30000.	130	48834	No
205	GOM_NL__2PRFIN20110702_181601_000000403104_00113_48834_1121.N1	02-JUL-2011 18:16:01	Bright	40.000	160	23Gam Per	2.9300	4700.0	80	48834	No
206	GOM_NL__2PRFIN20110702_181748_000000523104_00113_48834_1122.N1	02-JUL-2011 18:17:48	Bright	52.000	175	39Del Per	3.0100	19400.	104	48834	No
207	GOM_NL__2PRFIN20110702_181922_000000473104_00113_48834_1123.N1	02-JUL-2011 18:19:22	Bright	46.500	73	57Gam1And	2.2600	13100.	93	48834	No
208	GOM_NL__2PRFIN20110702_182205_000000503104_00113_48834_1124.N1	02-JUL-2011 18:22:05	Tw_i_and_stray	50.000	173	4Bet Tri	3.0040	8900.0	100	48834	No
209	GOM_NL__2PRFIN20110702_182445_000000403104_00113_48834_1125.N1	02-JUL-2011 18:24:45	Tw_i_and_stray	39.500	146	25Eta Tau	2.8730	15200.	79	48834	No
210	GOM_NL__2PRFIN20110702_183131_000000483104_00113_48834_1126.N1	02-JUL-2011 18:31:31	Dark	48.000	94	92Alp Cet	2.5260	3100.0	96	48834	No
211	GOM_NL__2PRFIN20110702_185104_000000513104_00114_48835_1106.N1	02-JUL-2011 18:51:04	Dark	50.500	84	Alp Phe	2.3970	4500.0	101	48835	No
212	GOM_NL__2PRFIN20110702_185729_000000543104_00114_48835_1107.N1	02-JUL-2011 18:57:29	Straylight	54.000	63	Bet Gru	2.1500	2800.0	108	48835	No
213	GOM_NL__2PRFIN20110702_185923_000000503104_00114_48835_1108.N1	02-JUL-2011 18:59:23	Straylight	49.500	31	Alp Gru	1.7340	15200.	99	48835	No
214	GOM_NL__2PRFIN20110702_190131_000000403104_00114_48835_1109.N1	02-JUL-2011 19:01:31	Straylight	40.000	45	Alp Pav	1.9400	26000.	80	48835	No
215	GOM_NL__2PRFIN20110702_191013_000000383104_00114_48835_1110.N1	02-JUL-2011 19:10:13	Tw_i_and_stray	38.000	38	20Eps Sgr	1.8360	11000.	76	48835	No
216	GOM_NL__2PRFIN20110702_191129_000000503104_00114_48835_1111.N1	02-JUL-2011 19:11:29	Bright	50.000	116	19Del Sgr	2.7000	4100.0	100	48835	No
217	GOM_NL__2PRFIN20110702_191332_000000443104_00114_48835_1112.N1	02-JUL-2011 19:13:32	Bright	44.000	155	41Pi Sgr	2.9000	6600.0	88	48835	No
218	GOM_NL__2PRFIN20110702_192145_000000373104_00114_48835_1113.N1	02-JUL-2011 19:21:45	Bright	36.500	126	60Bet Oph	2.7700	4250.0	73	48835	No
219	GOM_NL__2PRFIN20110702_192403_000000383104_00114_48835_1114.N1	02-JUL-2011 19:24:03	Bright	38.000	59	55Alp Oph	2.0800	8900.0	76	48835	No

220	GOM_NL__2PRFIN20110702_192535_000000483104_00114_48835_1115.N1	02-JUL-2011 19:25:35	Bright	47.500	168	17Zet Aql	2.9860	11000.	95	48835	No
221	GOM_NL__2PRFIN20110702_193235_000000413104_00114_48835_1116.N1	02-JUL-2011 19:32:35	Bright	41.000	5	3Alp Lyr	0.033000	11000.	82	48835	No
222	GOM_NL__2PRFIN20110702_193523_000000383104_00114_48835_1117.N1	02-JUL-2011 19:35:23	Bright	38.000	130	23Bet Dra	2.7990	5800.0	76	48835	No
223	GOM_NL__2PRFIN20110702_194355_000000473104_00114_48835_1118.N1	02-JUL-2011 19:43:55	Bright	47.000	89	5Alp Cep	2.4510	8000.0	94	48835	No
224	GOM_NL__2PRFIN20110702_195119_000000273104_00114_48835_1119.N1	02-JUL-2011 19:51:19	Tw_i_and_stray	27.000	74	11Bet Cas	2.2680	6600.0	54	48835	No
225	GOM_NL__2PRFIN20110702_195214_000000653104_00114_48835_1120.N1	02-JUL-2011 19:52:14	Bright	65.000	76	27Gam Cas	2.3000	30000.	130	48835	No
226	GOM_NL__2PRFIN20110702_195615_000000573104_00114_48835_1121.N1	02-JUL-2011 19:56:15	Bright	57.000	160	23Gam Per	2.9300	4700.0	114	48835	No
227	GOM_NL__2PRFIN20110702_195802_000000333104_00114_48835_1122.N1	02-JUL-2011 19:58:02	Bright	32.500	175	39Del Per	3.0100	19400.	65	48835	No
228	GOM_NL__2PRFIN20110702_195937_000000653104_00114_48835_1123.N1	02-JUL-2011 19:59:37	Bright	65.000	73	57Gam1And	2.2600	13100.	130	48835	No
229	GOM_NL__2PRFIN20110702_200219_000000523104_00114_48835_1124.N1	02-JUL-2011 20:02:19	Tw_i_and_stray	51.500	173	4Bet Tri	3.0040	8900.0	103	48835	No
230	GOM_NL__2PRFIN20110702_200459_000000403104_00114_48835_1125.N1	02-JUL-2011 20:04:59	Tw_i_and_stray	40.000	146	25Eta Tau	2.8730	15200.	80	48835	No
231	GOM_NL__2PRFIN20110702_201145_000000503104_00114_48835_1126.N1	02-JUL-2011 20:11:45	Dark	49.500	94	92Alp Cet	2.5260	3100.0	99	48835	No
232	GOM_NL__2PRFIN20110702_203119_000000573104_00115_48836_1106.N1	02-JUL-2011 20:31:19	Dark	56.500	84	Alp Phe	2.3970	4500.0	113	48836	No
233	GOM_NL__2PRFIN20110702_203744_000000523104_00115_48836_1107.N1	02-JUL-2011 20:37:44	Straylight	52.000	63	Bet Gru	2.1500	2800.0	104	48836	No
234	GOM_NL__2PRFIN20110702_203937_000000483104_00115_48836_1108.N1	02-JUL-2011 20:39:37	Straylight	47.500	31	Alp Gru	1.7340	15200.	95	48836	No
235	GOM_NL__2PRFIN20110702_204145_000000403104_00115_48836_1109.N1	02-JUL-2011 20:41:45	Straylight	40.000	45	Alp Pav	1.9400	26000.	80	48836	No
236	GOM_NL__2PRFIN20110702_205105_000000463104_00115_48836_1110.N1	02-JUL-2011 20:51:05	Tw_i_and_stray	45.500	103	38Zet Sgr	2.6000	9700.0	91	48836	No
237	GOM_NL__2PRFIN20110702_205346_000000453104_00115_48836_1111.N1	02-JUL-2011 20:53:46	Bright	44.500	155	41Pi Sgr	2.9000	6600.0	89	48836	No
238	GOM_NL__2PRFIN20110702_210159_000000373104_00115_48836_1112.N1	02-JUL-2011 21:01:59	Bright	36.500	126	60Bet Oph	2.7700	4250.0	73	48836	No
239	GOM_NL__2PRFIN20110702_210417_000000373104_00115_48836_1113.N1	02-JUL-2011 21:04:17	Bright	36.500	59	55Alp Oph	2.0800	8900.0	73	48836	No
240	GOM_NL__2PRFIN20110702_210548_000000453104_00115_48836_1114.N1	02-JUL-2011 21:05:48	Bright	45.000	168	17Zet Aql	2.9860	11000.	90	48836	No
241	GOM_NL__2PRFIN20110702_211248_000000413104_00115_48836_1115.N1	02-JUL-2011 21:12:48	Bright	40.500	5	3Alp Lyr	0.033000	11000.	81	48836	No
242	GOM_NL__2PRFIN20110702_211537_000000373104_00115_48836_1116.N1	02-JUL-2011 21:15:37	Bright	37.000	130	23Bet Dra	2.7990	5800.0	74	48836	No
243	GOM_NL__2PRFIN20110702_212409_000000483104_00115_48836_1117.N1	02-JUL-2011 21:24:09	Bright	47.500	89	5Alp Cep	2.4510	8000.0	95	48836	No
244	GOM_NL__2PRFIN20110702_213228_000000483104_00115_48836_1118.N1	02-JUL-2011 21:32:28	Bright	48.000	76	27Gam Cas	2.3000	30000.	96	48836	No
245	GOM_NL__2PRFIN20110702_213629_000000453104_00115_48836_1119.N1	02-JUL-2011 21:36:29	Bright	45.000	160	23Gam Per	2.9300	4700.0	90	48836	No
246	GOM_NL__2PRFIN20110702_213816_000000373104_00115_48836_1120.N1	02-JUL-2011 21:38:16	Bright	36.500	175	39Del Per	3.0100	19400.	73	48836	No
247	GOM_NL__2PRFIN20110702_213950_000000493104_00115_48836_1121.N1	02-JUL-2011 21:39:50	Bright	49.000	73	57Gam1And	2.2600	13100.	98	48836	No
248	GOM_NL__2PRFIN20110702_214233_000000533104_00115_48836_1122.N1	02-JUL-2011 21:42:33	Tw_i_and_stray	52.500	173	4Bet Tri	3.0040	8900.0	105	48836	No
249	GOM_NL__2PRFIN20110702_214513_000000423104_00115_48836_1123.N1	02-JUL-2011 21:45:13	Tw_i_and_stray	42.000	146	25Eta Tau	2.8730	15200.	84	48836	No
250	GOM_NL__2PRFIN20110702_215200_000000483104_00115_48836_1124.N1	02-JUL-2011 21:52:00	Dark	47.500	94	92Alp Cet	2.5260	3100.0	95	48836	No
251	GOM_NL__2PRFIN20110702_221134_000000583104_00116_48837_1106.N1	02-JUL-2011 22:11:34	Dark	57.500	84	Alp Phe	2.3970	4500.0	115	48837	No
252	GOM_NL__2PRFIN20110702_221759_000000523104_00116_48837_1107.N1	02-JUL-2011 22:17:59	Straylight	52.000	63	Bet Gru	2.1500	2800.0	104	48837	No
253	GOM_NL__2PRFIN20110702_221952_000000473104_00116_48837_1108.N1	02-JUL-2011 22:19:52	Straylight	47.000	31	Alp Gru	1.7340	15200.	94	48837	No
254	GOM_NL__2PRFIN20110702_222200_000000403104_00116_48837_1109.N1	02-JUL-2011 22:22:00	Straylight	40.000	45	Alp Pav	1.9400	26000.	80	48837	No
255	GOM_NL__2PRFIN20110702_223119_000000443104_00116_48837_1110.N1	02-JUL-2011 22:31:19	Tw_i_and_stray	44.000	103	38Zet Sgr	2.6000	9700.0	88	48837	No
256	GOM_NL__2PRFIN20110702_223401_000000433104_00116_48837_1111.N1	02-JUL-2011 22:34:01	Bright	43.000	155	41Pi Sgr	2.9000	6600.0	86	48837	No
257	GOM_NL__2PRFIN20110702_224213_000000373104_00116_48837_1112.N1	02-JUL-2011 22:42:13	Bright	37.000	126	60Bet Oph	2.7700	4250.0	74	48837	No
258	GOM_NL__2PRFIN20110702_224431_000000363104_00116_48837_1113.N1	02-JUL-2011 22:44:31	Bright	35.500	59	55Alp Oph	2.0800	8900.0	71	48837	No
259	GOM_NL__2PRFIN20110702_224601_000000443104_00116_48837_1114.N1	02-JUL-2011 22:46:01	Bright	44.000	168	17Zet Aql	2.9860	11000.	88	48837	No
260	GOM_NL__2PRFIN20110702_225302_000000403104_00116_48837_1115.N1	02-JUL-2011 22:53:02	Bright	40.000	5	3Alp Lyr	0.033000	11000.	80	48837	No
261	GOM_NL__2PRFIN20110702_225551_000000383104_00116_48837_1116.N1	02-JUL-2011 22:55:51	Bright	37.500	130	23Bet Dra	2.7990	5800.0	75	48837	No
262	GOM_NL__2PRFIN20110702_230422_000000443104_00116_48837_1117.N1	02-JUL-2011 23:04:22	Bright	43.500	89	5Alp Cep	2.4510	8000.0	87	48837	No
263	GOM_NL__2PRFIN20110702_231241_000000573104_00116_48837_1118.N1	02-JUL-2011 23:12:41	Bright	57.000	76	27Gam Cas	2.3000	30000.	114	48837	No
264	GOM_NL__2PRFIN20110702_231643_000000383104_00116_48837_1119.N1	02-JUL-2011 23:16:43	Bright	38.000	160	23Gam Per	2.9300	4700.0	76	48837	No
265	GOM_NL__2PRFIN20110702_231829_000000383104_00116_48837_1120.N1	02-JUL-2011 23:18:29	Bright	37.500	175	39Del Per	3.0100	19400.	75	48837	No
266	GOM_NL__2PRFIN20110702_232004_000000513104_00116_48837_1121.N1	02-JUL-2011 23:20:04	Bright	51.000	73	57Gam1And	2.2600	13100.	102	48837	No
267	GOM_NL__2PRFIN20110702_232247_000000513104_00116_48837_1122.N1	02-JUL-2011 23:22:47	Tw_i_and_stray	50.500	173	4Bet Tri	3.0040	8900.0	101	48837	No
268	GOM_NL__2PRFIN20110702_232527_000000423104_00116_48837_1123.N1	02-JUL-2011 23:25:27	Tw_i_and_stray	41.500	146	25Eta Tau	2.8730	15200.	83	48837	No
269	GOM_NL__2PRFIN20110702_233214_000000503104_00116_48837_1124.N1	02-JUL-2011 23:32:14	Dark	49.500	94	92Alp Cet	2.5260	3100.0	99	48837	No
270	GOM_NL__2PRFIN20110702_235149_000000493104_00117_48838_1106.N1	02-JUL-2011 23:51:49	Dark	49.000	84	Alp Phe	2.3970	4500.0	98	48838	No
271	GOM_NL__2PRFIN20110702_235814_000000523104_00117_48838_1107.N1	02-JUL-2011 23:58:14	Straylight	51.500	63	Bet Gru	2.1500	2800.0	103	48838	No

3. Quality information per product

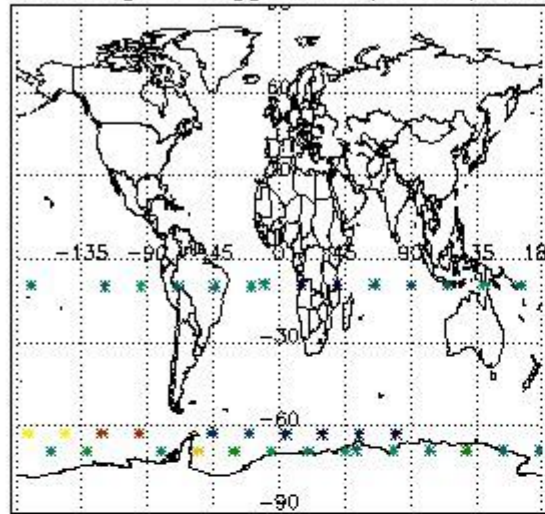
In this section it is plotted some information contained in the Quality Summary data set of the level 2 products. Only products in dark limb conditions and without errors (error flag in the MPH set to "0") are used.

3.1 Plot quality information per product (time dependant)

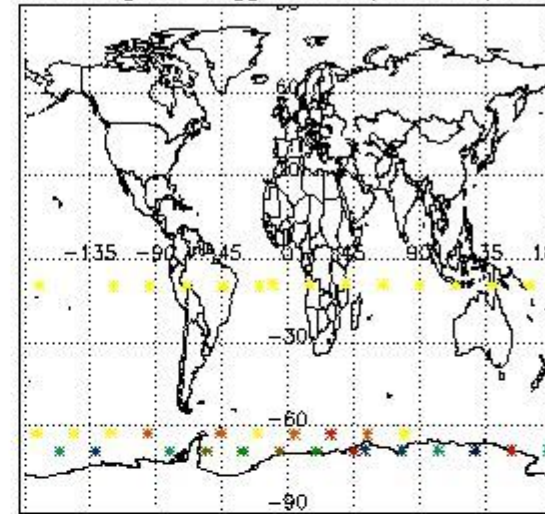


3.2 Plot quality information per product (world map)


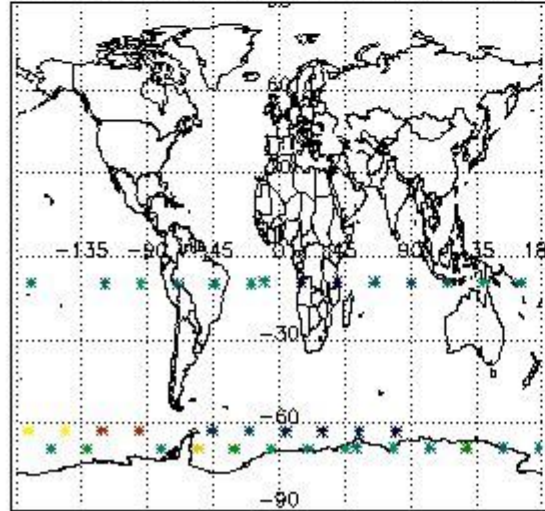
Percentage of flagged data per O3 profile



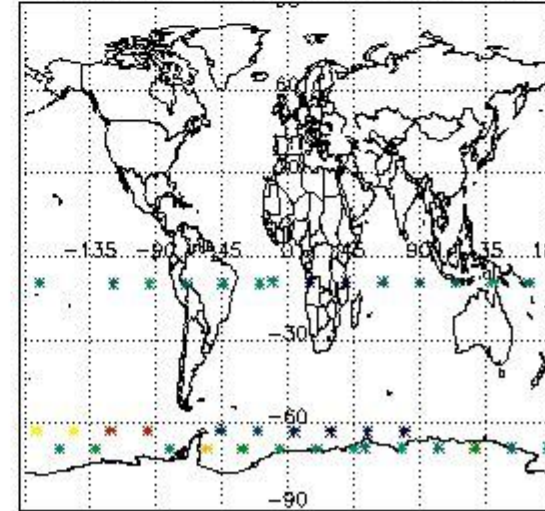
Percentage of flagged data per H2O profile



Percentage of flagged data per NO2 profile



Percentage of flagged data per NO3 profile

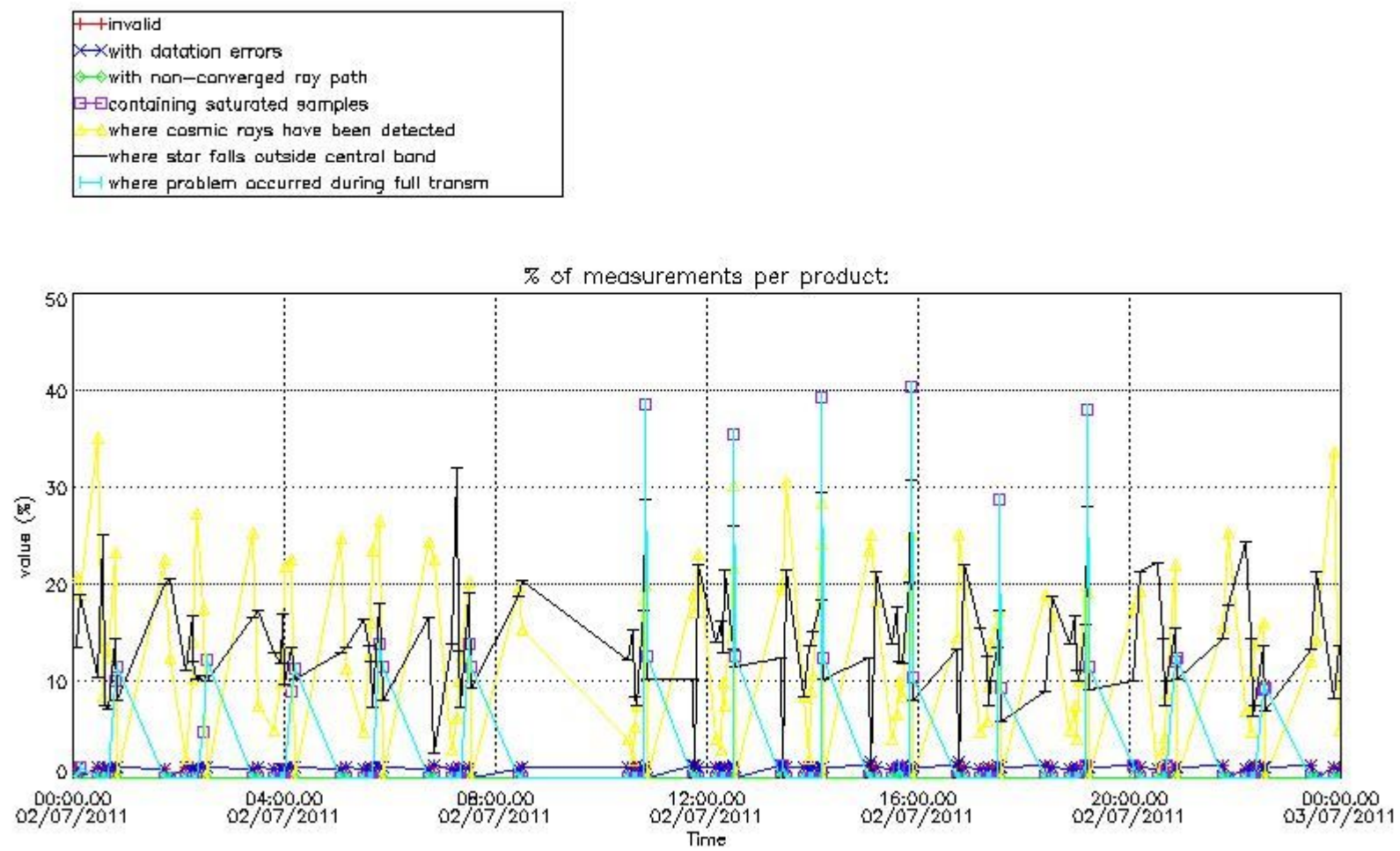


4. Level 1 quality information per product

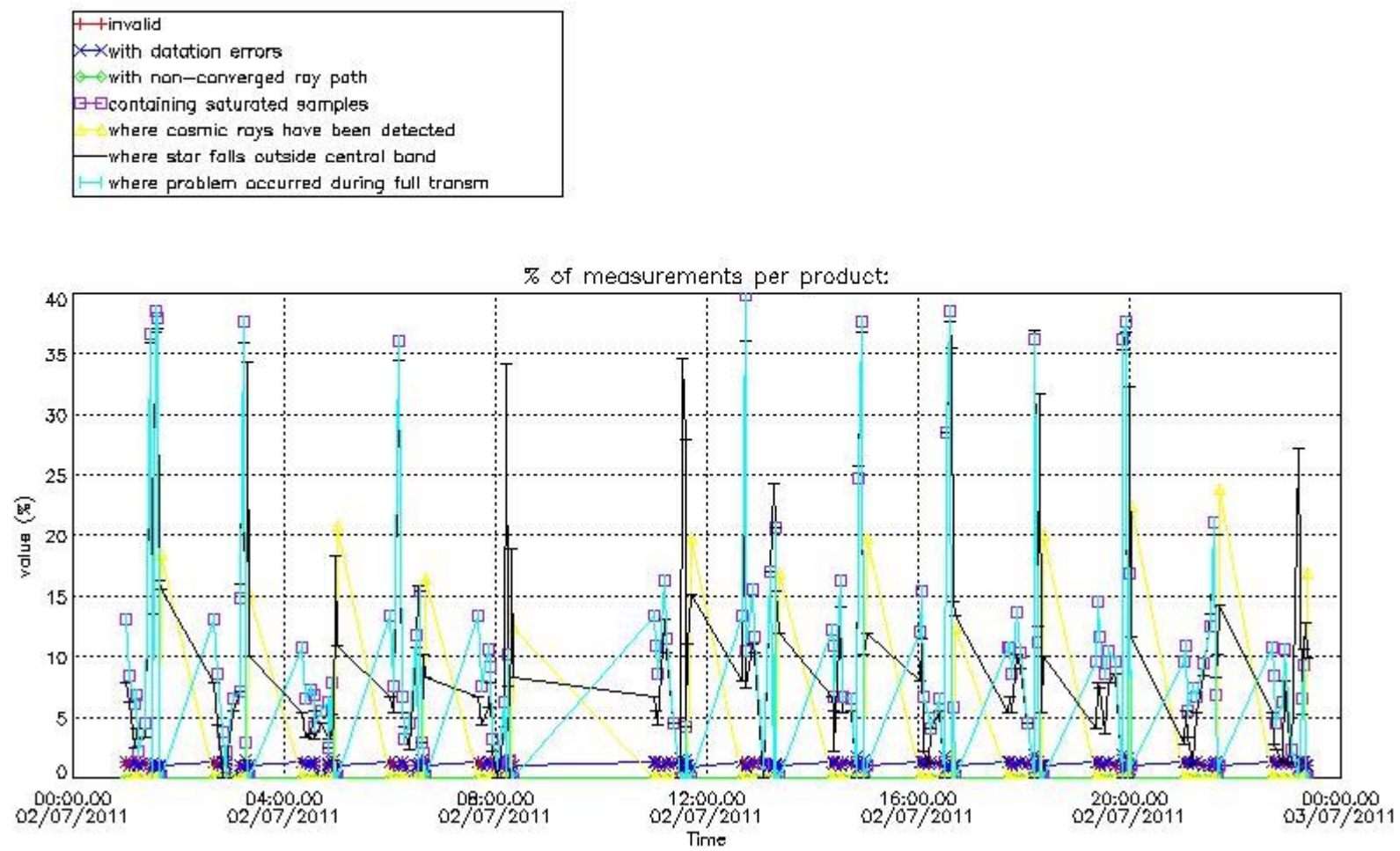
In this section it is plotted some information contained in the Quality Summary data set of the level 2 products that comes from the level 1b processing. Products without errors (error flag in the MPH set to "0") are used.

4.1 Plot quality information per product (time dependant) coming from level 1b processing

4.1.1 Plot level 1 quality information per product (time dependant): ENVISAT ASCENDING passes

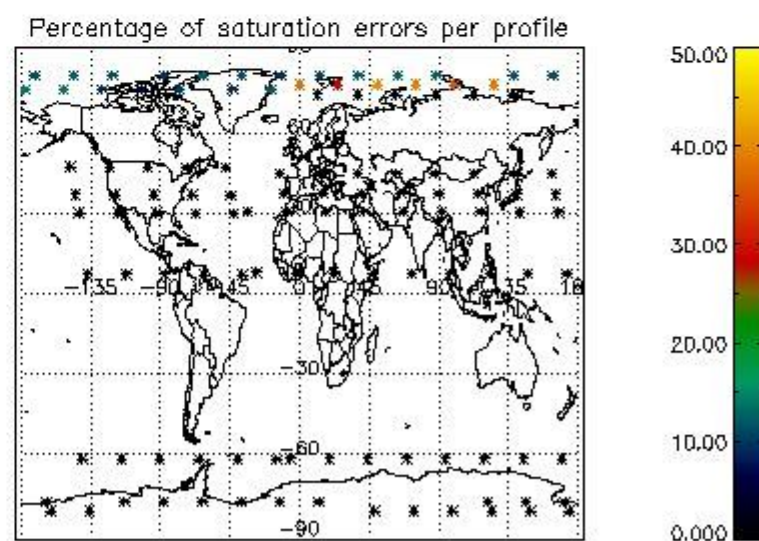
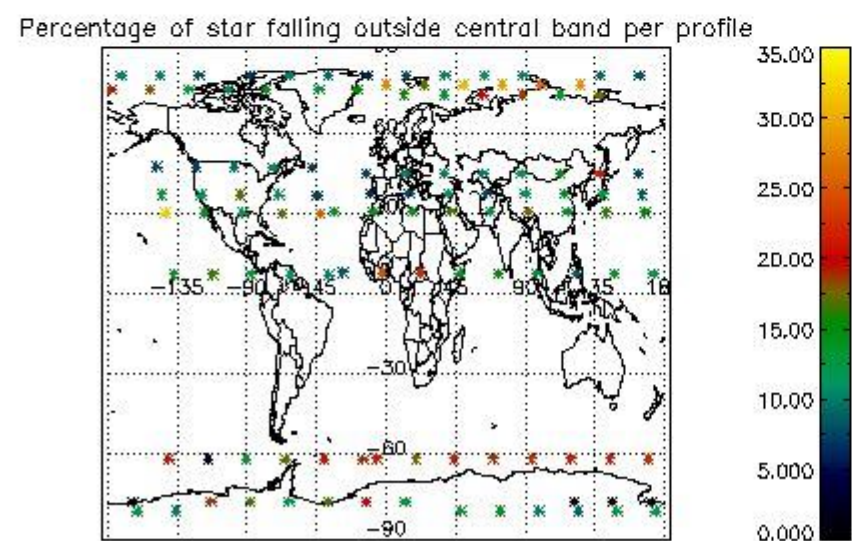
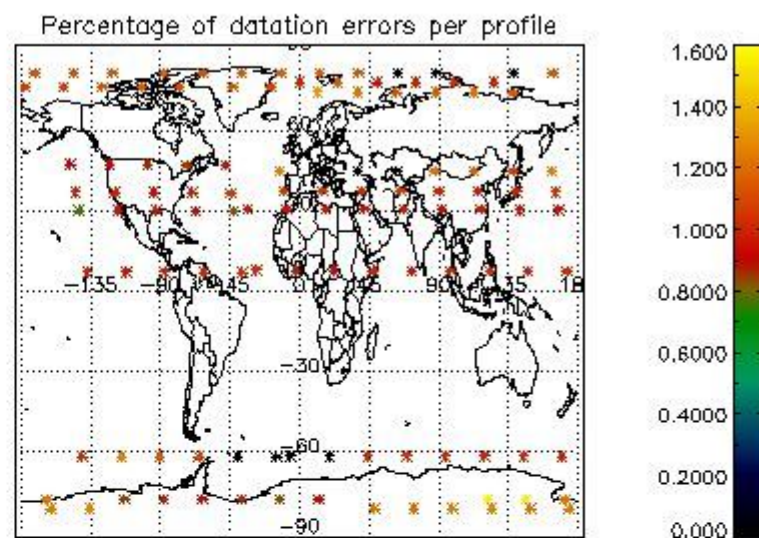
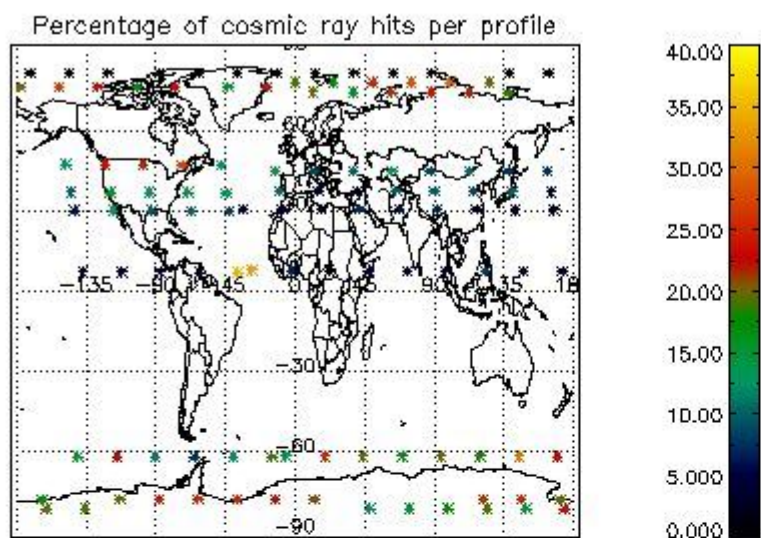


4.1.2 Plot level 1 quality information per product (time dependant): ENVI SAT DESCENDING passes

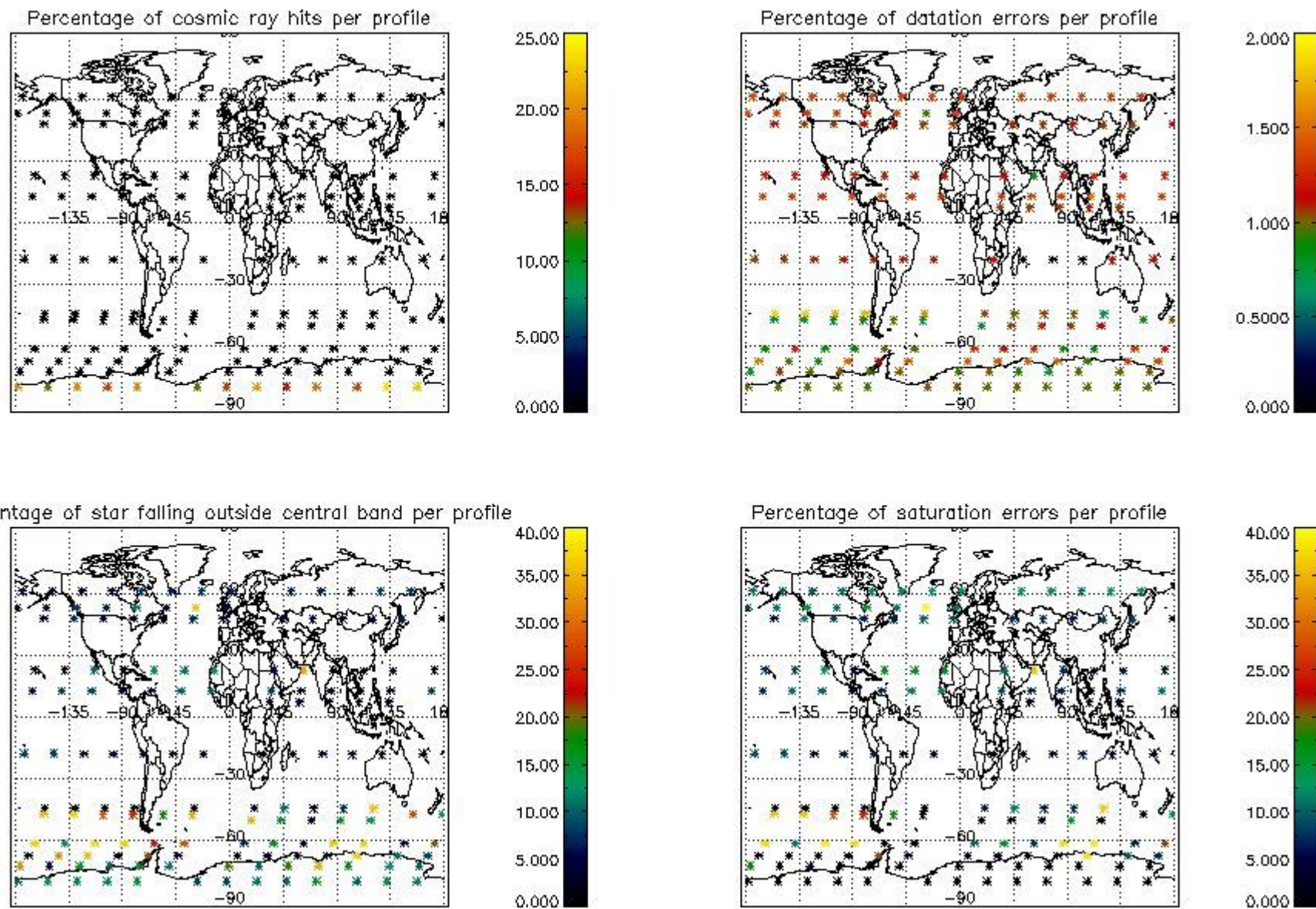


4.2 Plot quality information per product coming from level 1b processing (world map)

4.2.1 Plot level 1 quality information per product (world map): ENVISAT ASCENDING passes



4.2.2 Plot level 1 quality information per product (world map): ENVISAT DESCENDING passes



5. Trace gas profiles

5.1 Ozone statistics based on quality of products

The final quality of the products can be "measured" using the STD (Standard Deviation) attached to every point profile. This information is written to the parameter GOM_NL__2P/NL_LOCAL_SPECIES_DENSITY/o3_std of the level 2 products. The table below shows the statistics for given STD ranges.

The statistics are given with respect to the overall valid production:

- Products without fatal errors: GOM_NL__2P/MPH/PRODUCT_ERR=0
- Valid point profile: GOM_NL__2P/NL_LOCAL_SPECIES_DENSITY/pcd(0)=0

The 'Criteria' is applied to valid points of dark limb products:

- Products in dark limb illumination condition: GOM_NL__2P/NL_SUMMARY_QUALITY/obs_ill_cond=0
- Products without fatal errors: GOM_NL__2P/MPH/PRODUCT_ERR=0
- Valid point profile: GOM_NL__2P/NL_LOCAL_SPECIES_DENSITY/pcd(0)=0

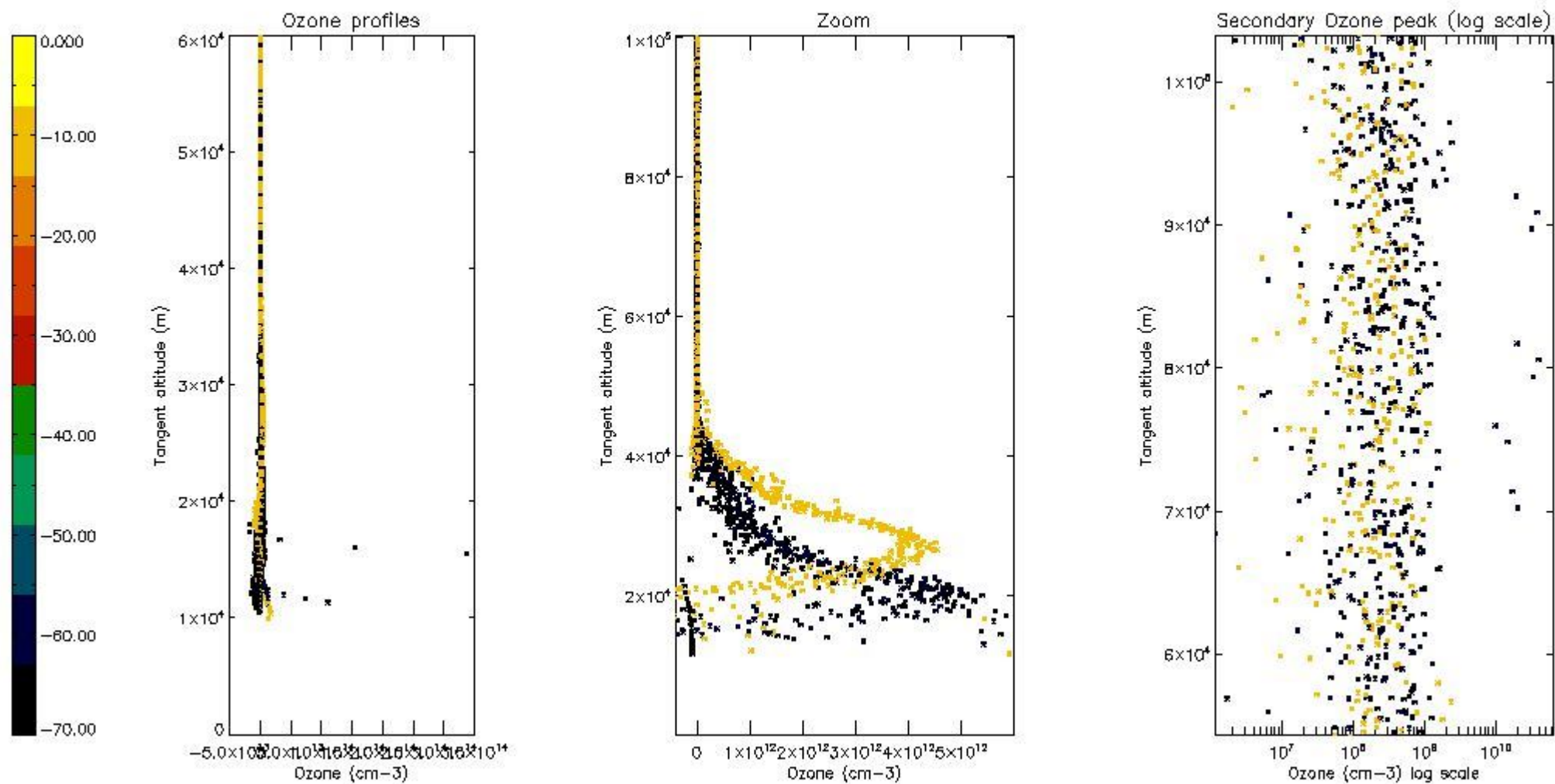
So, the table below shows the percentage of dark limb and valid observations for each criteria with respect to the overall valid daily observations.

Criteria	% of total production
All STD	15
STD < 20	3

STD < 10	2
STD < 5	0

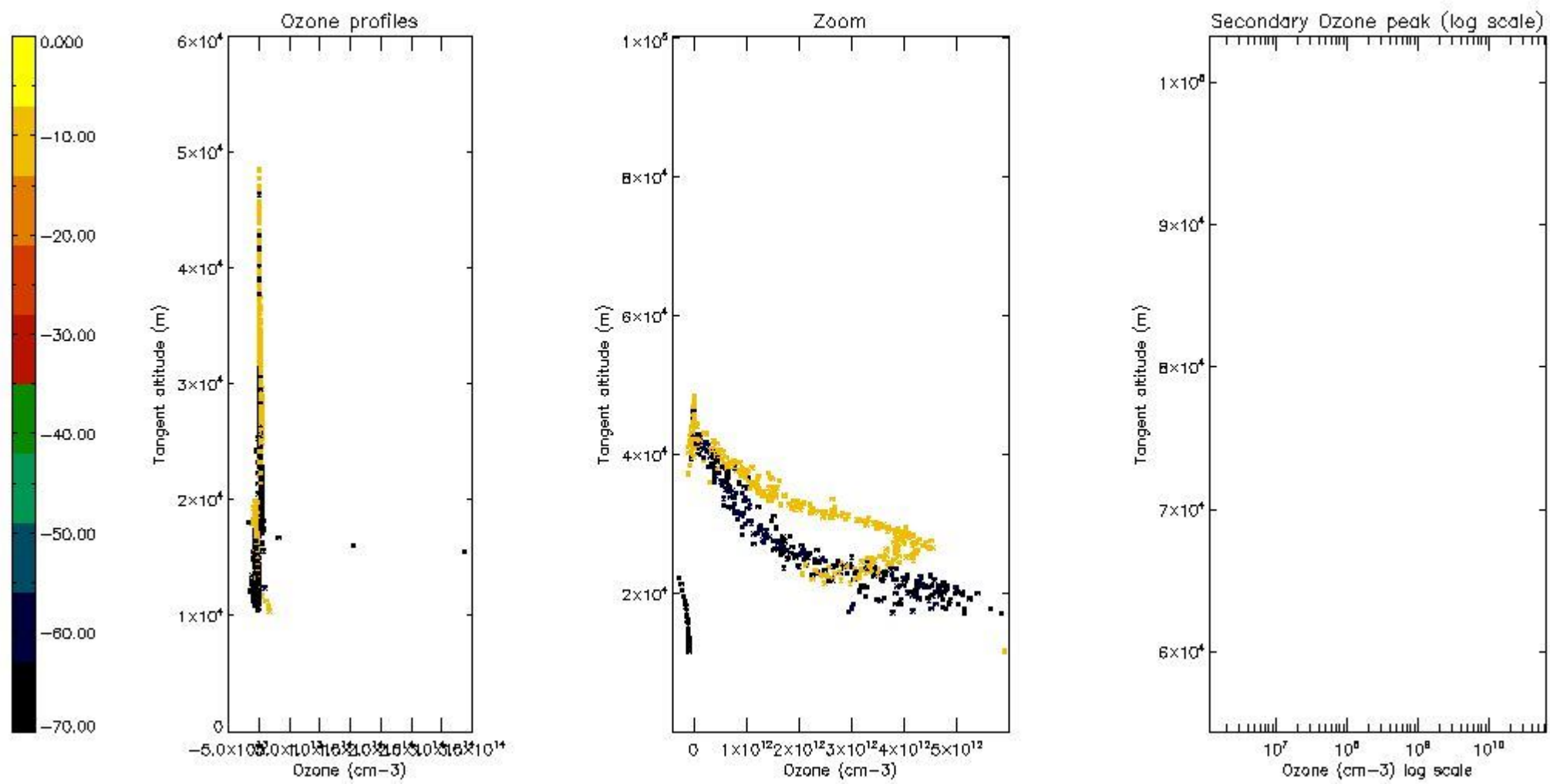
5.2 Plot ozone profiles for all STD (dark without errors)

The colorbar represents the latitude.



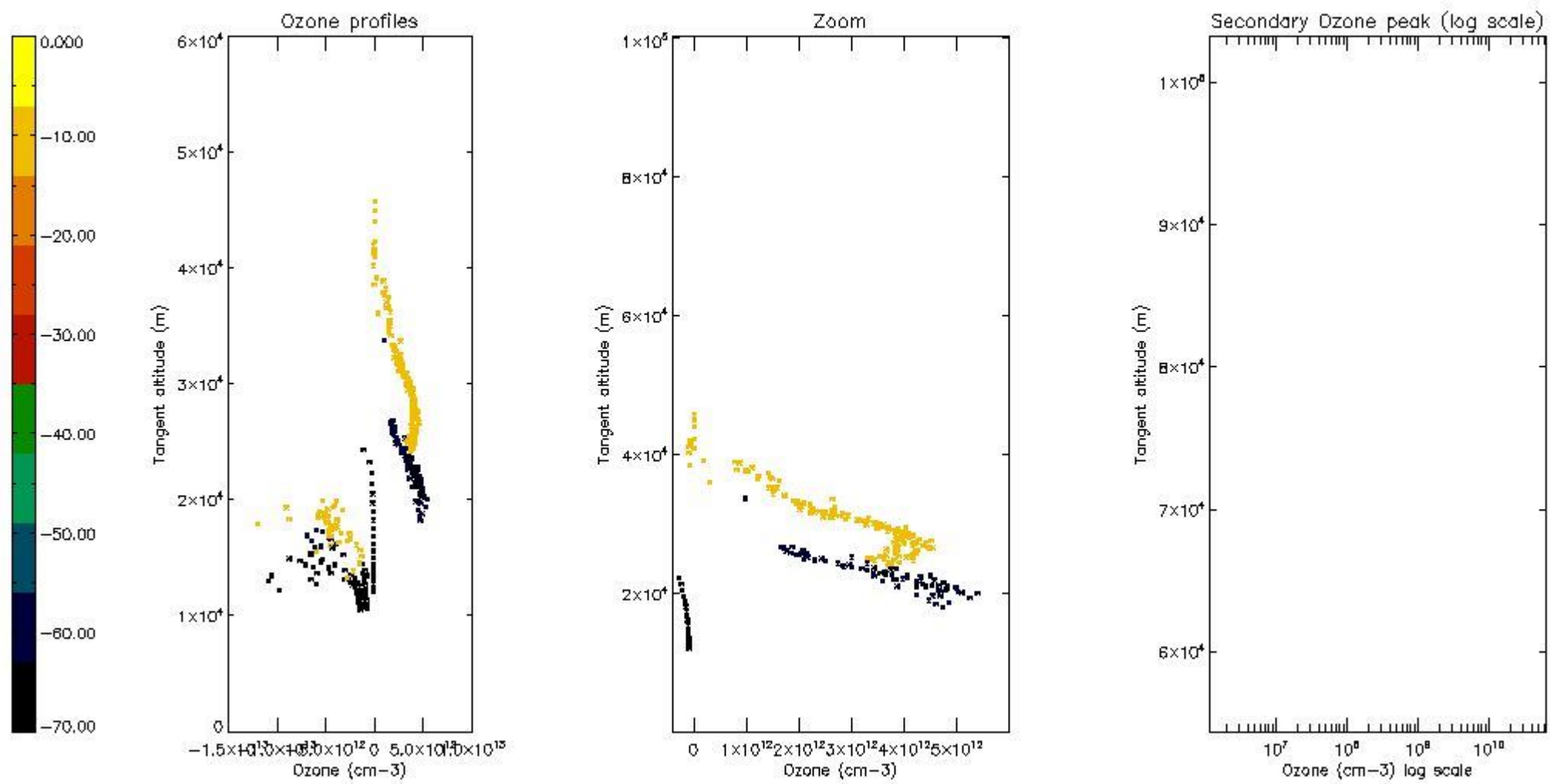
5.3 Plot ozone profiles where STD < 20% (dark without errors)

The colorbar represents the latitude.



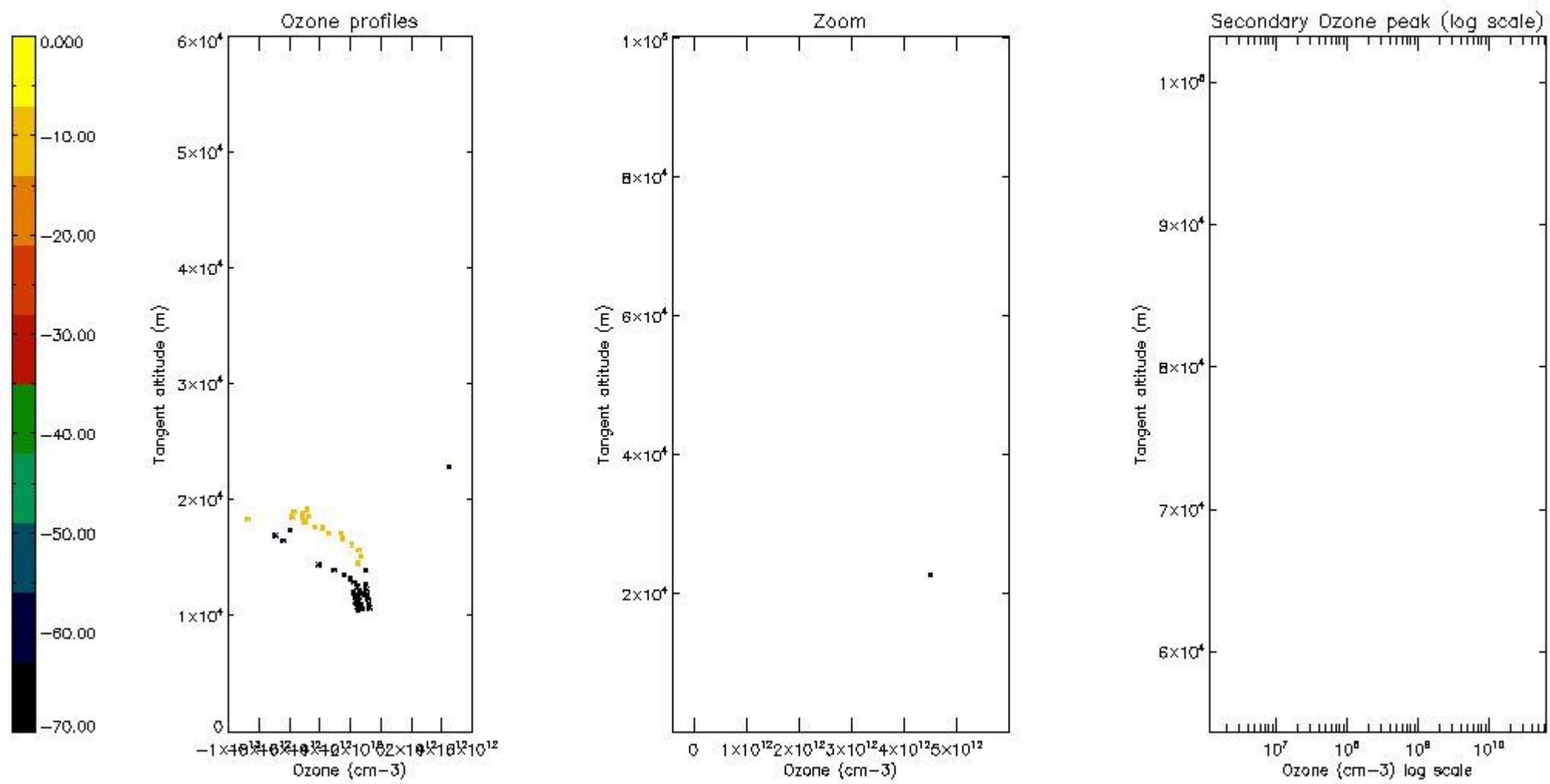
5.4 Plot ozone profiles where $STD < 10\%$ (dark without errors)

The colorbar represents the latitude.



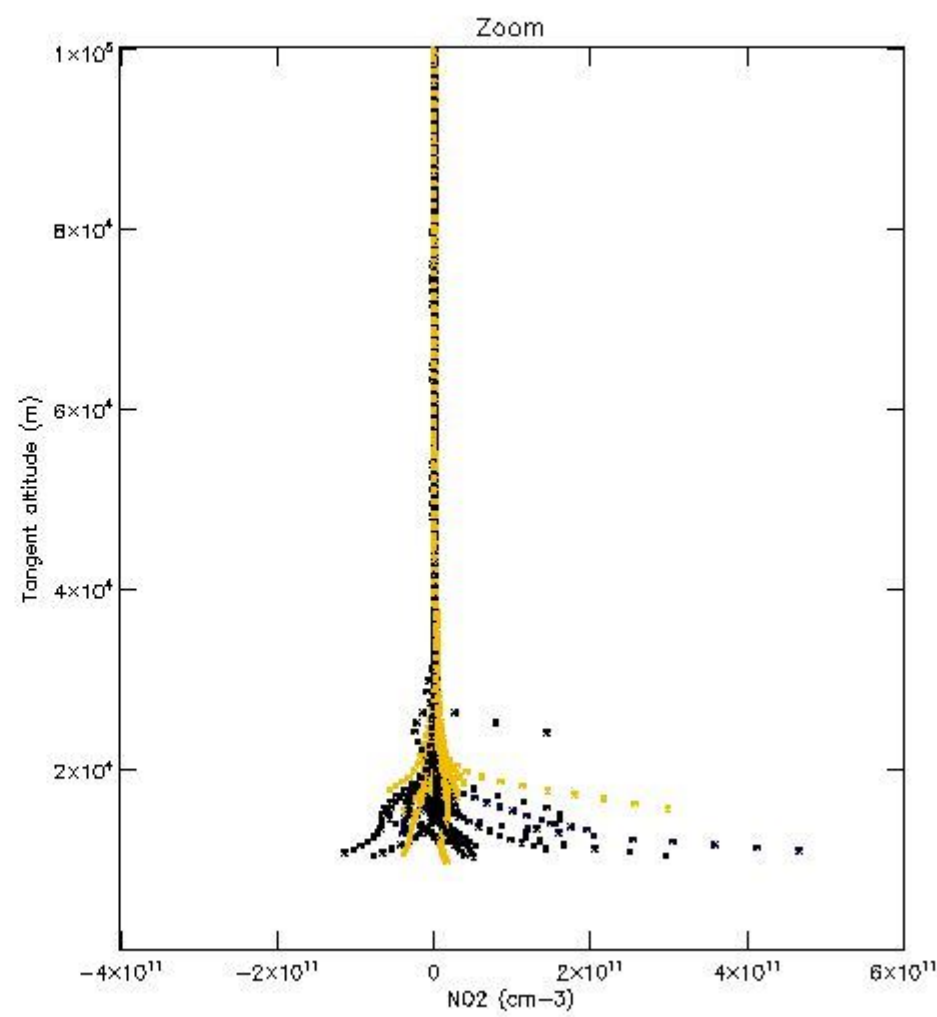
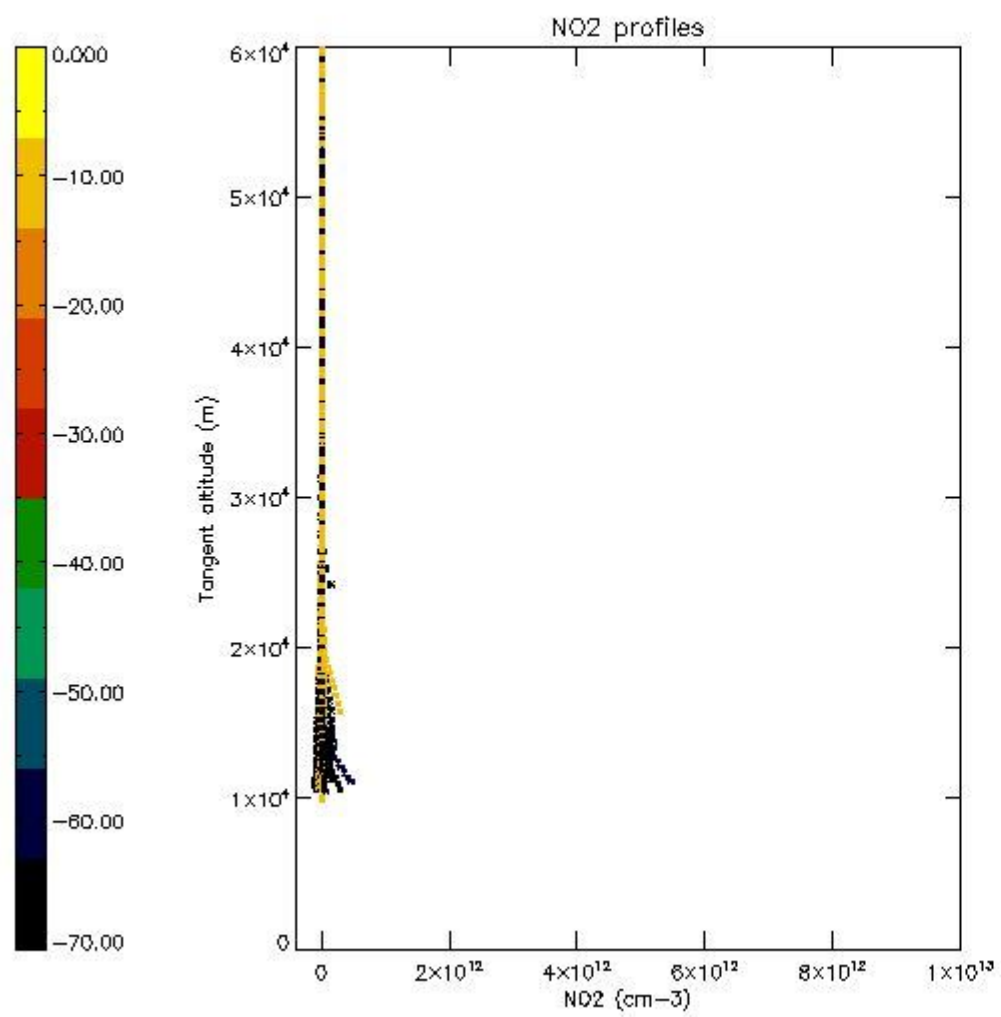
5.5 Plot ozone profiles where STD < 5% (dark without errors)

The colorbar represents the latitude.



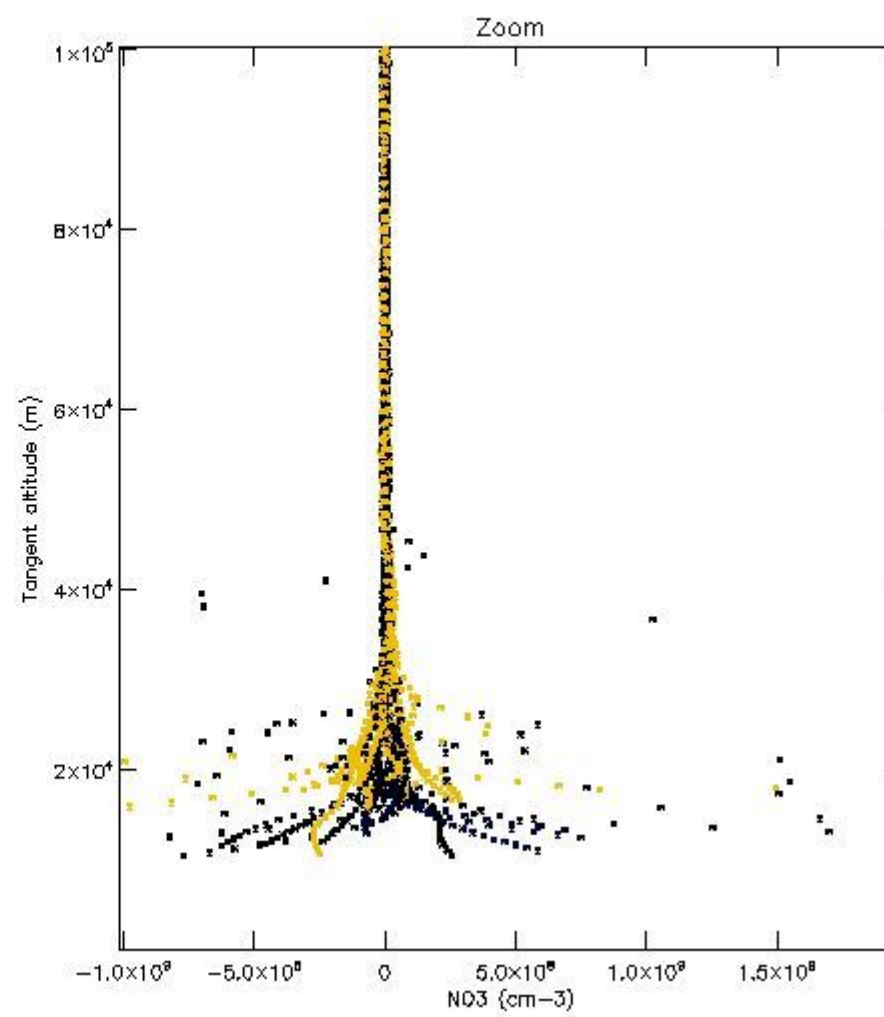
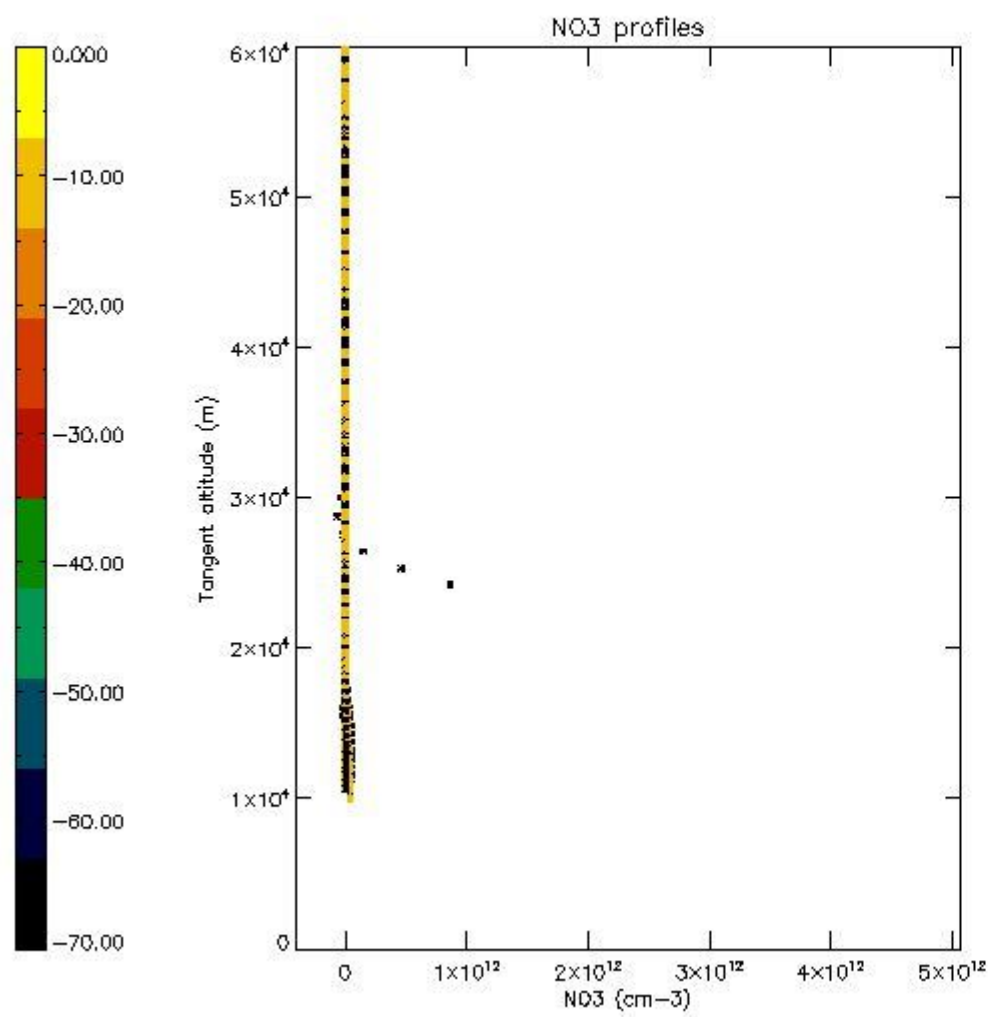
5.6 Plot NO₂ profiles for all STD (dark without errors)

The colorbar represents the latitude.



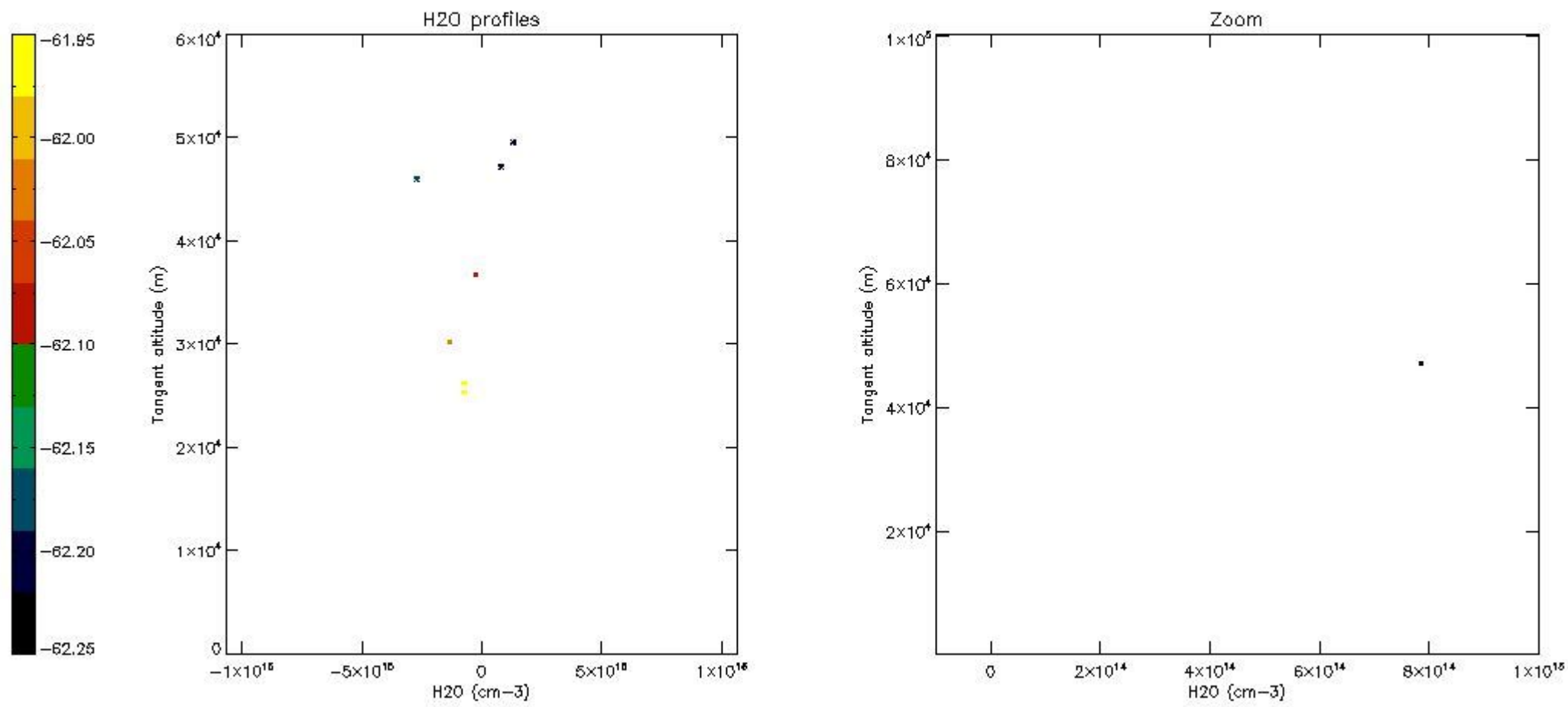
5.7 Plot NO3 profiles for all STD (dark without errors)

The colorbar represents the latitude.



5.8 Plot H2O profiles for all STD (only for occultations of stars 1,2,3,4,13,14,16,26,63 dark without errors)

The colorbar represents the latitude.



6. Auxiliary Data Files used for the production reported in section 2

The number reported in the third column indicates since which file (see list in section 2) the corresponding auxiliary file has been used. The fourth column is the date of those product files.

Type	Auxiliary Filename	Used since product	Used since product date
INST_PHYS_CHARACTERISTICS	GOM_INS_AXVIEC20091111_143220_20030716_120000_20500101_000000	1	02-JUL-2011 00:03:51
LEVEL-2_PROC_CONFIG	GOM_PR2_AXVIEC20091111_152718_20020301_000000_20500101_000000	1	02-JUL-2011 00:03:51
CROSS_SECTIONS_FILE	GOM_CRS_AXVIEC20091111_154832_20020301_000000_20500101_000000	1	02-JUL-2011 00:03:51

GOMOS Level 2 Daily Report

SUMMARY

[1. General Info](#)

[2. Summary of processed GOM_NL_2P products](#)

[3. Level 2 Quality information per product](#)

[3.1 Plot of level 2 quality information per product \(time dependant\)](#)

[3.2 Plot of level 2 quality information per product \(world map\)](#)

[4. Level 1 Quality information per product \(stored on level 2 products\)](#)

[4.1 Plot of level 1 quality information per product \(time dependant\)](#)

[4.1.1 Plot of level 1 quality information per product \(time dependant\): ASCENDING](#)

[4.1.2 Plot of level 1 quality information per product \(time dependant\): DESCENDING](#)

[4.2 Plot of level 1 quality information per product \(world map\)](#)

[4.2.1 Plot of level 1 quality information per product \(world map\): ASCENDING](#)

[4.2.2 Plot of level 1 quality information per product \(world map\): DESCENDING](#)

[5. Ozone profiles based on quality statistics and other trace gas profiles](#)

[5.1 Ozone statistics based on quality of products](#)

[5.2 Plot ozone profiles for all STD \(dark without errors\)](#)

[5.3 Plot ozone profiles where STD < 20% \(dark without errors\)](#)

[5.4. Plot ozone profiles where STD < 10% \(dark without errors\)](#)

[5.5. Plot ozone profiles where STD < 5% \(dark without errors\)](#)

[5.6 Plot NO2 profiles for all STD \(dark without errors\)](#)

[5.7 Plot NO3 profiles for all STD \(dark without errors\)](#)

[5.8 Plot H2O profiles \(only for occultations of stars 1,2,3,4,13,14,16,26,63 dark without errors\) for all STD](#)

[6. Auxiliary Data Files used for the production reported in section 2](#)

This report presents the daily analysis on parameters extracted from GOMOS level 2 data (GOM_NL__2P). It is intended to monitor some important parameters that will impact the quality of these products. A list of level 2 products (and content) that have arrived during the reporting day to the PCF is also given.

Item	Value
Time of report generation	24APR2013 15:22:24
Data source version	GOMOS/6.01
Start time of products	02-07-2011 (02JUL2011 00:00:00)
Stop time of products	03-07-2011 (03JUL2011 00:00:00)
Store outputs in DB	Yes
Nb of level 2 prods	271
Nb of prods with errors	0

2. Summary of processed GOM_NL__2P products.

Nr	Filename	UTC Start time	Limb	Duration	Star Id	Star Name	Star Mag	Star Temp	Nb Meas	Orbit	Prod. error
1	GOM_NL__2PRFIN20110702_000351_000000563104_00102_48823_1103.N1	02-JUL-2011 00:03:51	Dark	55.500	50	13Alp Ari	2.0070	4250.0	111	48823	No
2	GOM_NL__2PRFIN20110702_000852_000000483104_00102_48823_1104.N1	02-JUL-2011 00:08:52	Dark	47.500	94	92Alp Cet	2.5260	3100.0	95	48823	No
3	GOM_NL__2PRFIN20110702_002819_000000493104_00103_48824_1085.N1	02-JUL-2011 00:28:19	Dark	48.500	84	Alp Phe	2.3970	4500.0	97	48824	No
4	GOM_NL__2PRFIN20110702_003445_000000603104_00103_48824_1086.N1	02-JUL-2011 00:34:45	Straylight	60.000	63	Bet Gru	2.1500	2800.0	120	48824	No
5	GOM_NL__2PRFIN20110702_003639_000000483104_00103_48824_1087.N1	02-JUL-2011 00:36:39	Straylight	47.500	31	Alp Gru	1.7340	15200.	95	48824	No
6	GOM_NL__2PRFIN20110702_003935_000000573104_00103_48824_1088.N1	02-JUL-2011 00:39:35	Straylight	56.500	172	Gam Gru	3.0030	13100.	113	48824	No
7	GOM_NL__2PRFIN20110702_004814_000000453104_00103_48824_1089.N1	02-JUL-2011 00:48:14	Twilight_stray	45.000	103	38Zet Sgr	2.6000	9700.0	90	48824	No
8	GOM_NL__2PRFIN20110702_005056_000000443104_00103_48824_1090.N1	02-JUL-2011 00:50:56	Bright	44.000	155	41Pi Sgr	2.9000	6600.0	88	48824	No
9	GOM_NL__2PRFIN20110702_005911_000000383104_00103_48824_1091.N1	02-JUL-2011 00:59:11	Bright	38.000	126	60Bet Oph	2.7700	4250.0	76	48824	No
10	GOM_NL__2PRFIN20110702_010306_000000483104_00103_48824_1092.N1	02-JUL-2011 01:03:06	Bright	47.500	168	17Zet Aql	2.9860	11000.	95	48824	No
11	GOM_NL__2PRFIN20110702_011006_000000413104_00103_48824_1093.N1	02-JUL-2011 01:10:06	Bright	41.000	5	3Alp Lyr	0.033000	11000.	82	48824	No
12	GOM_NL__2PRFIN20110702_011251_000000373104_00103_48824_1094.N1	02-JUL-2011 01:12:51	Bright	36.500	130	23Bet Dra	2.7990	5800.0	73	48824	No
13	GOM_NL__2PRFIN20110702_011425_000000473104_00103_48824_1095.N1	02-JUL-2011 01:14:25	Bright	46.500	144	18Del Cyg	2.8600	11000.	93	48824	No
14	GOM_NL__2PRFIN20110702_012129_000000453104_00103_48824_1096.N1	02-JUL-2011 01:21:29	Bright	44.500	89	5Alp Cep	2.4510	8000.0	89	48824	No
15	GOM_NL__2PRFIN20110702_012851_000000713104_00103_48824_1097.N1	02-JUL-2011 01:28:51	Bright	71.000	74	11Bet Cas	2.2680	6600.0	142	48824	No
16	GOM_NL__2PRFIN20110702_013030_000000453104_00103_48824_1098.N1	02-JUL-2011 01:30:30	Bright	44.500	110	37Del Cas	2.6780	8900.0	89	48824	No
17	GOM_NL__2PRFIN20110702_013342_000000573104_00103_48824_1099.N1	02-JUL-2011 01:33:42	Bright	57.000	160	23Gam Per	2.9300	4700.0	114	48824	No
18	GOM_NL__2PRFIN20110702_013527_000000543104_00103_48824_1100.N1	02-JUL-2011 01:35:27	Bright	54.000	175	39Del Per	3.0100	19400.	108	48824	No
19	GOM_NL__2PRFIN20110702_013703_000000523104_00103_48824_1101.N1	02-JUL-2011 01:37:03	Bright	52.000	73	57Gam1And	2.2600	13100.	104	48824	No
20	GOM_NL__2PRFIN20110702_013944_000000523104_00103_48824_1102.N1	02-JUL-2011 01:39:44	Twilight_stray	51.500	173	4Bet Tri	3.0040	8900.0	103	48824	No
21	GOM_NL__2PRFIN20110702_014405_000000603104_00103_48824_1103.N1	02-JUL-2011 01:44:05	Dark	60.000	50	13Alp Ari	2.0070	4250.0	120	48824	No
22	GOM_NL__2PRFIN20110702_014906_000000493104_00103_48824_1104.N1	02-JUL-2011 01:49:06	Dark	48.500	94	92Alp Cet	2.5260	3100.0	97	48824	No
23	GOM_NL__2PRFIN20110702_020834_000000503104_00104_48825_1085.N1	02-JUL-2011 02:08:34	Dark	49.500	84	Alp Phe	2.3970	4500.0	99	48825	No
24	GOM_NL__2PRFIN20110702_021500_000000543104_00104_48825_1086.N1	02-JUL-2011 02:15:00	Straylight	54.000	63	Bet Gru	2.1500	2800.0	108	48825	No
25	GOM_NL__2PRFIN20110702_021654_000000503104_00104_48825_1087.N1	02-JUL-2011 02:16:54	Straylight	50.000	31	Alp Gru	1.7340	15200.	100	48825	No
26	GOM_NL__2PRFIN20110702_021950_000000593104_00104_48825_1088.N1	02-JUL-2011 02:19:50	Straylight	58.500	172	Gam Gru	3.0030	13100.	117	48825	No
27	GOM_NL__2PRFIN20110702_022828_000000433104_00104_48825_1089.N1	02-JUL-2011 02:28:28	Twilight_stray	43.000	103	38Zet Sgr	2.6000	9700.0	86	48825	No
28	GOM_NL__2PRFIN20110702_023110_000000453104_00104_48825_1090.N1	02-JUL-2011 02:31:10	Bright	45.000	155	41Pi Sgr	2.9000	6600.0	90	48825	No
29	GOM_NL__2PRFIN20110702_023925_000000383104_00104_48825_1091.N1	02-JUL-2011 02:39:25	Bright	38.000	126	60Bet Oph	2.7700	4250.0	76	48825	No
30	GOM_NL__2PRFIN20110702_024319_000000473104_00104_48825_1092.N1	02-JUL-2011 02:43:19	Bright	46.500	168	17Zet Aql	2.9860	11000.	93	48825	No
31	GOM_NL__2PRFIN20110702_025019_000000403104_00104_48825_1093.N1	02-JUL-2011 02:50:19	Bright	39.500	5	3Alp Lyr	0.033000	11000.	79	48825	No
32	GOM_NL__2PRFIN20110702_025305_000000333104_00104_48825_1094.N1	02-JUL-2011 02:53:05	Bright	33.000	130	23Bet Dra	2.7990	5800.0	66	48825	No
33	GOM_NL__2PRFIN20110702_025438_000000453104_00104_48825_1095.N1	02-JUL-2011 02:54:38	Bright	45.000	144	18Del Cyg	2.8600	11000.	90	48825	No
34	GOM_NL__2PRFIN20110702_030142_000000463104_00104_48825_1096.N1	02-JUL-2011 03:01:42	Bright	45.500	89	5Alp Cep	2.4510	8000.0	91	48825	No
35	GOM_NL__2PRFIN20110702_030905_000000493104_00104_48825_1097.N1	02-JUL-2011 03:09:05	Bright	49.000	74	11Bet Cas	2.2680	6600.0	98	48825	No
36	GOM_NL__2PRFIN20110702_031044_000000473104_00104_48825_1098.N1	02-JUL-2011 03:10:44	Bright	47.000	110	37Del Cas	2.6780	8900.0	94	48825	No
37	GOM_NL__2PRFIN20110702_031356_000000573104_00104_48825_1099.N1	02-JUL-2011 03:13:56	Bright	57.000	160	23Gam Per	2.9300	4700.0	114	48825	No
38	GOM_NL__2PRFIN20110702_031541_000000353104_00104_48825_1100.N1	02-JUL-2011 03:15:41	Bright	35.000	175	39Del Per	3.0100	19400.	70	48825	No
39	GOM_NL__2PRFIN20110702_031717_000000673104_00104_48825_1101.N1	02-JUL-2011 03:17:17	Bright	67.000	73	57Gam1And	2.2600	13100.	134	48825	No
40	GOM_NL__2PRFIN20110702_031958_000000503104_00104_48825_1102.N1	02-JUL-2011 03:19:58	Twilight_stray	49.500	173	4Bet Tri	3.0040	8900.0	99	48825	No
41	GOM_NL__2PRFIN20110702_032419_000000583104_00104_48825_1103.N1	02-JUL-2011 03:24:19	Dark	57.500	50	13Alp Ari	2.0070	4250.0	115	48825	No
42	GOM_NL__2PRFIN20110702_032921_000000473104_00104_48825_1104.N1	02-JUL-2011 03:29:21	Dark	46.500	94	92Alp Cet	2.5260	3100.0	93	48825	No

43	GOM_NL__2PRFIN20110702_034849_000000513104_00105_48826_1085.N1	02-JUL-2011 03:48:49	Dark	50.500	84	Alp Phe	2.3970	4500.0	101	48826	No
44	GOM_NL__2PRFIN20110702_035515_000000513104_00105_48826_1086.N1	02-JUL-2011 03:55:15	Straylight	51.000	63	Bet Gru	2.1500	2800.0	102	48826	No
45	GOM_NL__2PRFIN20110702_035709_000000533104_00105_48826_1087.N1	02-JUL-2011 03:57:09	Straylight	53.000	31	Alp Gru	1.7340	15200.	106	48826	No
46	GOM_NL__2PRFIN20110702_040005_000000583104_00105_48826_1088.N1	02-JUL-2011 04:00:05	Straylight	57.500	172	Gam Gru	3.0030	13100.	115	48826	No
47	GOM_NL__2PRFIN20110702_040843_000000453104_00105_48826_1089.N1	02-JUL-2011 04:08:43	Twi_and_stray	44.500	103	38Zet Sgr	2.6000	9700.0	89	48826	No
48	GOM_NL__2PRFIN20110702_041124_000000453104_00105_48826_1090.N1	02-JUL-2011 04:11:24	Bright	44.500	155	41Pi Sgr	2.9000	6600.0	89	48826	No
49	GOM_NL__2PRFIN20110702_041939_000000373104_00105_48826_1091.N1	02-JUL-2011 04:19:39	Bright	37.000	126	60Bet Oph	2.7700	4250.0	74	48826	No
50	GOM_NL__2PRFIN20110702_042333_000000463104_00105_48826_1092.N1	02-JUL-2011 04:23:33	Bright	45.500	168	17Zet Aql	2.9860	11000.	91	48826	No
51	GOM_NL__2PRFIN20110702_043033_000000413104_00105_48826_1093.N1	02-JUL-2011 04:30:33	Bright	41.000	5	3Alp Lyr	0.033000	11000.	82	48826	No
52	GOM_NL__2PRFIN20110702_043319_000000373104_00105_48826_1094.N1	02-JUL-2011 04:33:19	Bright	36.500	130	23Bet Dra	2.7990	5800.0	73	48826	No
53	GOM_NL__2PRFIN20110702_043451_000000473104_00105_48826_1095.N1	02-JUL-2011 04:34:51	Bright	47.000	144	18Del Cyg	2.8600	11000.	94	48826	No
54	GOM_NL__2PRFIN20110702_044155_000000453104_00105_48826_1096.N1	02-JUL-2011 04:41:55	Bright	45.000	89	5Alp Cep	2.4510	8000.0	90	48826	No
55	GOM_NL__2PRFIN20110702_044919_000000483104_00105_48826_1097.N1	02-JUL-2011 04:49:19	Bright	47.500	74	11Bet Cas	2.2680	6600.0	95	48826	No
56	GOM_NL__2PRFIN20110702_045057_000000413104_00105_48826_1098.N1	02-JUL-2011 04:50:57	Bright	40.500	110	37Del Cas	2.6780	8900.0	81	48826	No
57	GOM_NL__2PRFIN20110702_045410_000000393104_00105_48826_1099.N1	02-JUL-2011 04:54:10	Bright	38.500	160	23Gam Per	2.9300	4700.0	77	48826	No
58	GOM_NL__2PRFIN20110702_045555_000000353104_00105_48826_1100.N1	02-JUL-2011 04:55:55	Bright	34.500	175	39Del Per	3.0100	19400.	69	48826	No
59	GOM_NL__2PRFIN20110702_045731_000000553104_00105_48826_1101.N1	02-JUL-2011 04:57:31	Bright	54.500	73	57Gam1And	2.2600	13100.	109	48826	No
60	GOM_NL__2PRFIN20110702_050013_000000513104_00105_48826_1102.N1	02-JUL-2011 05:00:13	Twi_and_stray	50.500	173	4Bet Tri	3.0040	8900.0	101	48826	No
61	GOM_NL__2PRFIN20110702_050434_000000553104_00105_48826_1103.N1	02-JUL-2011 05:04:34	Dark	54.500	50	13Alp Ari	2.0070	4250.0	109	48826	No
62	GOM_NL__2PRFIN20110702_050935_000000453104_00105_48826_1104.N1	02-JUL-2011 05:09:35	Dark	44.500	94	92Alp Cet	2.5260	3100.0	89	48826	No
63	GOM_NL__2PRFIN20110702_052904_000000523104_00106_48827_1085.N1	02-JUL-2011 05:29:04	Dark	52.000	84	Alp Phe	2.3970	4500.0	104	48827	No
64	GOM_NL__2PRFIN20110702_053530_000000523104_00106_48827_1086.N1	02-JUL-2011 05:35:30	Straylight	51.500	63	Bet Gru	2.1500	2800.0	103	48827	No
65	GOM_NL__2PRFIN20110702_053724_000000503104_00106_48827_1087.N1	02-JUL-2011 05:37:24	Straylight	50.000	31	Alp Gru	1.7340	15200.	100	48827	No
66	GOM_NL__2PRFIN20110702_054020_000000563104_00106_48827_1088.N1	02-JUL-2011 05:40:20	Straylight	55.500	172	Gam Gru	3.0030	13100.	111	48827	No
67	GOM_NL__2PRFIN20110702_054857_000000473104_00106_48827_1089.N1	02-JUL-2011 05:48:57	Twi_and_stray	47.000	103	38Zet Sgr	2.6000	9700.0	94	48827	No
68	GOM_NL__2PRFIN20110702_055139_000000443104_00106_48827_1090.N1	02-JUL-2011 05:51:39	Bright	44.000	155	41Pi Sgr	2.9000	6600.0	88	48827	No
69	GOM_NL__2PRFIN20110702_055953_000000383104_00106_48827_1091.N1	02-JUL-2011 05:59:53	Bright	37.500	126	60Bet Oph	2.7700	4250.0	75	48827	No
70	GOM_NL__2PRFIN20110702_060346_000000473104_00106_48827_1092.N1	02-JUL-2011 06:03:46	Bright	46.500	168	17Zet Aql	2.9860	11000.	93	48827	No
71	GOM_NL__2PRFIN20110702_061046_000000613104_00106_48827_1093.N1	02-JUL-2011 06:10:46	Bright	61.000	5	3Alp Lyr	0.033000	11000.	122	48827	No
72	GOM_NL__2PRFIN20110702_061333_000000373104_00106_48827_1094.N1	02-JUL-2011 06:13:33	Bright	37.000	130	23Bet Dra	2.7990	5800.0	74	48827	No
73	GOM_NL__2PRFIN20110702_061504_000000473104_00106_48827_1095.N1	02-JUL-2011 06:15:04	Bright	47.000	144	18Del Cyg	2.8600	11000.	94	48827	No
74	GOM_NL__2PRFIN20110702_062209_000000443104_00106_48827_1096.N1	02-JUL-2011 06:22:09	Bright	44.000	89	5Alp Cep	2.4510	8000.0	88	48827	No
75	GOM_NL__2PRFIN20110702_062932_000000513104_00106_48827_1097.N1	02-JUL-2011 06:29:32	Bright	51.000	74	11Bet Cas	2.2680	6600.0	102	48827	No
76	GOM_NL__2PRFIN20110702_063111_000000483104_00106_48827_1098.N1	02-JUL-2011 06:31:11	Bright	47.500	110	37Del Cas	2.6780	8900.0	95	48827	No
77	GOM_NL__2PRFIN20110702_063424_000000423104_00106_48827_1099.N1	02-JUL-2011 06:34:24	Bright	42.000	160	23Gam Per	2.9300	4700.0	84	48827	No
78	GOM_NL__2PRFIN20110702_063610_000000353104_00106_48827_1100.N1	02-JUL-2011 06:36:10	Bright	35.000	175	39Del Per	3.0100	19400.	70	48827	No
79	GOM_NL__2PRFIN20110702_063745_000000493104_00106_48827_1101.N1	02-JUL-2011 06:37:45	Bright	49.000	73	57Gam1And	2.2600	13100.	98	48827	No
80	GOM_NL__2PRFIN20110702_064027_000000493104_00106_48827_1102.N1	02-JUL-2011 06:40:27	Twi_and_stray	48.500	173	4Bet Tri	3.0040	8900.0	97	48827	No
81	GOM_NL__2PRFIN20110702_064448_000000583104_00106_48827_1103.N1	02-JUL-2011 06:44:48	Dark	57.500	50	13Alp Ari	2.0070	4250.0	115	48827	No
82	GOM_NL__2PRFIN20110702_064950_000000403104_00106_48827_1104.N1	02-JUL-2011 06:49:50	Dark	40.000	94	92Alp Cet	2.5260	3100.0	80	48827	No
83	GOM_NL__2PRFIN20110702_070919_000000513104_00107_48828_1085.N1	02-JUL-2011 07:09:19	Dark	50.500	84	Alp Phe	2.3970	4500.0	101	48828	No
84	GOM_NL__2PRFIN20110702_071545_000000663104_00107_48828_1086.N1	02-JUL-2011 07:15:45	Straylight	65.500	63	Bet Gru	2.1500	2800.0	131	48828	No
85	GOM_NL__2PRFIN20110702_071739_000000503104_00107_48828_1087.N1	02-JUL-2011 07:17:39	Straylight	50.000	31	Alp Gru	1.7340	15200.	100	48828	No
86	GOM_NL__2PRFIN20110702_072035_000000563104_00107_48828_1088.N1	02-JUL-2011 07:20:35	Straylight	55.500	172	Gam Gru	3.0030	13100.	111	48828	No
87	GOM_NL__2PRFIN20110702_072911_000000473104_00107_48828_1089.N1	02-JUL-2011 07:29:11	Twi_and_stray	47.000	103	38Zet Sgr	2.6000	9700.0	94	48828	No
88	GOM_NL__2PRFIN20110702_073153_000000443104_00107_48828_1090.N1	02-JUL-2011 07:31:53	Bright	43.500	155	41Pi Sgr	2.9000	6600.0	87	48828	No
89	GOM_NL__2PRFIN20110702_074007_000000383104_00107_48828_1091.N1	02-JUL-2011 07:40:07	Bright	37.500	126	60Bet Oph	2.7700	4250.0	75	48828	No
90	GOM_NL__2PRFIN20110702_074400_000000463104_00107_48828_1092.N1	02-JUL-2011 07:44:00	Bright	46.000	168	17Zet Aql	2.9860	11000.	92	48828	No
91	GOM_NL__2PRFIN20110702_075100_000000433104_00107_48828_1093.N1	02-JUL-2011 07:51:00	Bright	42.500	5	3Alp Lyr	0.033000	11000.	85	48828	No
92	GOM_NL__2PRFIN20110702_075346_000000383104_00107_48828_1094.N1	02-JUL-2011 07:53:46	Bright	38.000	130	23Bet Dra	2.7990	5800.0	76	48828	No
93	GOM_NL__2PRFIN20110702_075518_000000473104_00107_48828_1095.N1	02-JUL-2011 07:55:18	Bright	47.000	144	18Del Cyg	2.8600	11000.	94	48828	No
94	GOM_NL__2PRFIN20110702_080222_000000423104_00107_48828_1096.N1	02-JUL-2011 08:02:22	Bright	42.000	89	5Alp Cep	2.4510	8000.0	84	48828	No
95	GOM_NL__2PRFIN20110702_080945_000000483104_00107_48828_1097.N1	02-JUL-2011 08:09:45	Bright	47.500	74	11Bet Cas	2.2680	6600.0	95	48828	No
96	GOM_NL__2PRFIN20110702_081125_000000633104_00107_48828_1098.N1	02-JUL-2011 08:11:25	Bright	63.000	110	37Del Cas	2.6780	8900.0	126	48828	No
97	GOM_NL__2PRFIN20110702_081437_000000403104_00107_48828_1099.N1	02-JUL-2011 08:14:37	Bright	39.500	160	23Gam Per	2.9300	4700.0	79	48828	No
98	GOM_NL__2PRFIN20110702_081623_000000353104_00107_48828_1100.N1	02-JUL-2011 08:16:23	Bright	34.500	175	39Del Per	3.0100	19400.	69	48828	No
99	GOM_NL__2PRFIN20110702_081759_000000533104_00107_48828_1101.N1	02-JUL-2011 08:17:59	Bright	53.000	73	57Gam1And	2.2600	13100.	106	48828	No
100	GOM_NL__2PRFIN20110702_082041_000000493104_00107_48828_1102.N1	02-JUL-2011 08:20:41	Twi_and_stray	48.500	173	4Bet Tri	3.0040	8900.0	97	48828	No
101	GOM_NL__2PRFIN20110702_082503_000000593104_00107_48828_1103.N1	02-JUL-2011 08:25:03	Dark	58.500	50	13Alp Ari	2.0070	4250.0	117	48828	No

102	GOM_NL__2PRFIN20110702_083004_000000493104_00107_48828_1104.N1	02-JUL-2011 08:30:04	Dark	49.000	94	92Alp Cet	2.5260	3100.0	98	48828	No
103	GOM_NL__2PRFIN20110702_102949_000000503104_00109_48830_1086.N1	02-JUL-2011 10:29:49	Dark	49.500	84	Alp Phe	2.3970	4500.0	99	48830	No
104	GOM_NL__2PRFIN20110702_103615_000000533104_00109_48830_1087.N1	02-JUL-2011 10:36:15	Straylight	52.500	63	Bet Gru	2.1500	2800.0	105	48830	No
105	GOM_NL__2PRFIN20110702_103808_000000483104_00109_48830_1088.N1	02-JUL-2011 10:38:08	Straylight	48.000	31	Alp Gru	1.7340	15200.	96	48830	No
106	GOM_NL__2PRFIN20110702_104018_000000403104_00109_48830_1089.N1	02-JUL-2011 10:40:18	Straylight	40.000	45	Alp Pav	1.9400	26000.	80	48830	No
107	GOM_NL__2PRFIN20110702_104858_000000443104_00109_48830_1090.N1	02-JUL-2011 10:48:58	Twi_and_stray	43.500	38	20Eps Sgr	1.8360	11000.	87	48830	No
108	GOM_NL__2PRFIN20110702_105018_000000513104_00109_48830_1091.N1	02-JUL-2011 10:50:18	Bright	50.500	116	19Del Sgr	2.7000	4100.0	101	48830	No
109	GOM_NL__2PRFIN20110702_105221_000000443104_00109_48830_1092.N1	02-JUL-2011 10:52:21	Bright	44.000	155	41Pi Sgr	2.9000	6600.0	88	48830	No
110	GOM_NL__2PRFIN20110702_110035_000000383104_00109_48830_1093.N1	02-JUL-2011 11:00:35	Bright	37.500	126	60Bet Oph	2.7700	4250.0	75	48830	No
111	GOM_NL__2PRFIN20110702_110253_000000373104_00109_48830_1094.N1	02-JUL-2011 11:02:53	Bright	36.500	59	55Alp Oph	2.0800	8900.0	73	48830	No
112	GOM_NL__2PRFIN20110702_110427_000000473104_00109_48830_1095.N1	02-JUL-2011 11:04:27	Bright	46.500	168	17Zet Aql	2.9860	11000.	93	48830	No
113	GOM_NL__2PRFIN20110702_111127_000000463104_00109_48830_1096.N1	02-JUL-2011 11:11:27	Bright	46.000	5	3Alp Lyr	0.033000	11000.	92	48830	No
114	GOM_NL__2PRFIN20110702_111414_000000393104_00109_48830_1097.N1	02-JUL-2011 11:14:14	Bright	39.000	130	23Bet Dra	2.7990	5800.0	78	48830	No
115	GOM_NL__2PRFIN20110702_112249_000000453104_00109_48830_1098.N1	02-JUL-2011 11:22:49	Bright	45.000	89	5Alp Cep	2.4510	8000.0	90	48830	No
116	GOM_NL__2PRFIN20110702_113012_000000313104_00109_48830_1099.N1	02-JUL-2011 11:30:12	Twi_and_stray	31.000	74	11Bet Cas	2.2680	6600.0	62	48830	No
117	GOM_NL__2PRFIN20110702_113106_000000653104_00109_48830_1100.N1	02-JUL-2011 11:31:06	Bright	65.000	76	27Gam Cas	2.3000	30000.	130	48830	No
118	GOM_NL__2PRFIN20110702_113505_000000523104_00109_48830_1101.N1	02-JUL-2011 11:35:05	Bright	52.000	160	23Gam Per	2.9300	4700.0	104	48830	No
119	GOM_NL__2PRFIN20110702_113651_000000363104_00109_48830_1102.N1	02-JUL-2011 11:36:51	Bright	35.500	175	39Del Per	3.0100	19400.	71	48830	No
120	GOM_NL__2PRFIN20110702_113827_000000503104_00109_48830_1103.N1	02-JUL-2011 11:38:27	Bright	49.500	73	57Gam1And	2.2600	13100.	99	48830	No
121	GOM_NL__2PRFIN20110702_114109_000000533104_00109_48830_1104.N1	02-JUL-2011 11:41:09	Twi_and_stray	53.000	173	4Bet Tri	3.0040	8900.0	106	48830	No
122	GOM_NL__2PRFIN20110702_114348_000000403104_00109_48830_1105.N1	02-JUL-2011 11:43:48	Twi_and_stray	39.500	146	25Eta Tau	2.8730	15200.	79	48830	No
123	GOM_NL__2PRFIN20110702_114531_000000413104_00109_48830_1106.N1	02-JUL-2011 11:45:31	Dark	41.000	50	13Alp Ari	2.0070	4250.0	82	48830	No
124	GOM_NL__2PRFIN20110702_115033_000000503104_00109_48830_1107.N1	02-JUL-2011 11:50:33	Dark	50.000	94	92Alp Cet	2.5260	3100.0	100	48830	No
125	GOM_NL__2PRFIN20110702_121004_000000503104_00110_48831_1086.N1	02-JUL-2011 12:10:04	Dark	50.000	84	Alp Phe	2.3970	4500.0	100	48831	No
126	GOM_NL__2PRFIN20110702_121630_000000533104_00110_48831_1087.N1	02-JUL-2011 12:16:30	Straylight	52.500	63	Bet Gru	2.1500	2800.0	105	48831	No
127	GOM_NL__2PRFIN20110702_121823_000000513104_00110_48831_1088.N1	02-JUL-2011 12:18:23	Straylight	50.500	31	Alp Gru	1.7340	15200.	101	48831	No
128	GOM_NL__2PRFIN20110702_122033_000000473104_00110_48831_1089.N1	02-JUL-2011 12:20:33	Straylight	46.500	45	Alp Pav	1.9400	26000.	93	48831	No
129	GOM_NL__2PRFIN20110702_122912_000000423104_00110_48831_1090.N1	02-JUL-2011 12:29:12	Twi_and_stray	41.500	38	20Eps Sgr	1.8360	11000.	83	48831	No
130	GOM_NL__2PRFIN20110702_123033_000000483104_00110_48831_1091.N1	02-JUL-2011 12:30:33	Bright	48.000	116	19Del Sgr	2.7000	4100.0	96	48831	No
131	GOM_NL__2PRFIN20110702_123235_000000443104_00110_48831_1092.N1	02-JUL-2011 12:32:35	Bright	44.000	155	41Pi Sgr	2.9000	6600.0	88	48831	No
132	GOM_NL__2PRFIN20110702_124049_000000383104_00110_48831_1093.N1	02-JUL-2011 12:40:49	Bright	37.500	126	60Bet Oph	2.7700	4250.0	75	48831	No
133	GOM_NL__2PRFIN20110702_124307_000000543104_00110_48831_1094.N1	02-JUL-2011 12:43:07	Bright	54.000	59	55Alp Oph	2.0800	8900.0	108	48831	No
134	GOM_NL__2PRFIN20110702_124440_000000483104_00110_48831_1095.N1	02-JUL-2011 12:44:40	Bright	47.500	168	17Zet Aql	2.9860	11000.	95	48831	No
135	GOM_NL__2PRFIN20110702_125140_000000453104_00110_48831_1096.N1	02-JUL-2011 12:51:40	Bright	45.000	5	3Alp Lyr	0.033000	11000.	90	48831	No
136	GOM_NL__2PRFIN20110702_125428_000000393104_00110_48831_1097.N1	02-JUL-2011 12:54:28	Bright	38.500	130	23Bet Dra	2.7990	5800.0	77	48831	No
137	GOM_NL__2PRFIN20110702_130302_000000433104_00110_48831_1098.N1	02-JUL-2011 13:03:02	Bright	43.000	89	5Alp Cep	2.4510	8000.0	86	48831	No
138	GOM_NL__2PRFIN20110702_131120_000000503104_00110_48831_1099.N1	02-JUL-2011 13:11:20	Bright	50.000	76	27Gam Cas	2.3000	30000.	100	48831	No
139	GOM_NL__2PRFIN20110702_131519_000000503104_00110_48831_1100.N1	02-JUL-2011 13:15:19	Bright	49.500	160	23Gam Per	2.9300	4700.0	99	48831	No
140	GOM_NL__2PRFIN20110702_131705_000000443104_00110_48831_1101.N1	02-JUL-2011 13:17:05	Bright	43.500	175	39Del Per	3.0100	19400.	87	48831	No
141	GOM_NL__2PRFIN20110702_131841_000000523104_00110_48831_1102.N1	02-JUL-2011 13:18:41	Bright	52.000	73	57Gam1And	2.2600	13100.	104	48831	No
142	GOM_NL__2PRFIN20110702_132123_000000513104_00110_48831_1103.N1	02-JUL-2011 13:21:23	Twi_and_stray	50.500	173	4Bet Tri	3.0040	8900.0	101	48831	No
143	GOM_NL__2PRFIN20110702_132402_000000413104_00110_48831_1104.N1	02-JUL-2011 13:24:02	Twi_and_stray	40.500	146	25Eta Tau	2.8730	15200.	81	48831	No
144	GOM_NL__2PRFIN20110702_132546_000000413104_00110_48831_1105.N1	02-JUL-2011 13:25:46	Dark	41.000	50	13Alp Ari	2.0070	4250.0	82	48831	No
145	GOM_NL__2PRFIN20110702_133047_000000493104_00110_48831_1106.N1	02-JUL-2011 13:30:47	Dark	49.000	94	92Alp Cet	2.5260	3100.0	98	48831	No
146	GOM_NL__2PRFIN20110702_135019_000000483104_00111_48832_1086.N1	02-JUL-2011 13:50:19	Dark	48.000	84	Alp Phe	2.3970	4500.0	96	48832	No
147	GOM_NL__2PRFIN20110702_135644_000000523104_00111_48832_1087.N1	02-JUL-2011 13:56:44	Straylight	51.500	63	Bet Gru	2.1500	2800.0	103	48832	No
148	GOM_NL__2PRFIN20110702_135838_000000513104_00111_48832_1088.N1	02-JUL-2011 13:58:38	Straylight	51.000	31	Alp Gru	1.7340	15200.	102	48832	No
149	GOM_NL__2PRFIN20110702_140047_000000433104_00111_48832_1089.N1	02-JUL-2011 14:00:47	Straylight	43.000	45	Alp Pav	1.9400	26000.	86	48832	No
150	GOM_NL__2PRFIN20110702_140926_000000443104_00111_48832_1090.N1	02-JUL-2011 14:09:26	Twi_and_stray	43.500	38	20Eps Sgr	1.8360	11000.	87	48832	No
151	GOM_NL__2PRFIN20110702_141047_000000513104_00111_48832_1091.N1	02-JUL-2011 14:10:47	Bright	51.000	116	19Del Sgr	2.7000	4100.0	102	48832	No
152	GOM_NL__2PRFIN20110702_141250_000000453104_00111_48832_1092.N1	02-JUL-2011 14:12:50	Bright	44.500	155	41Pi Sgr	2.9000	6600.0	89	48832	No
153	GOM_NL__2PRFIN20110702_142103_000000373104_00111_48832_1093.N1	02-JUL-2011 14:21:03	Bright	37.000	126	60Bet Oph	2.7700	4250.0	74	48832	No
154	GOM_NL__2PRFIN20110702_142321_000000373104_00111_48832_1094.N1	02-JUL-2011 14:23:21	Bright	36.500	59	55Alp Oph	2.0800	8900.0	73	48832	No
155	GOM_NL__2PRFIN20110702_142454_000000453104_00111_48832_1095.N1	02-JUL-2011 14:24:54	Bright	45.000	168	17Zet Aql	2.9860	11000.	90	48832	No
156	GOM_NL__2PRFIN20110702_143154_000000463104_00111_48832_1096.N1	02-JUL-2011 14:31:54	Bright	46.000	5	3Alp Lyr	0.033000	11000.	92	48832	No
157	GOM_NL__2PRFIN20110702_143442_000000373104_00111_48832_1097.N1	02-JUL-2011 14:34:42	Bright	37.000	130	23Bet Dra	2.7990	5800.0	74	48832	No
158	GOM_NL__2PRFIN20110702_144315_000000463104_00111_48832_1098.N1	02-JUL-2011 14:43:15	Bright	45.500	89	5Alp Cep	2.4510	8000.0	91	48832	No
159	GOM_NL__2PRFIN20110702_145039_000000293104_00111_48832_1099.N1	02-JUL-2011 14:50:39	Twi_and_stray	29.000	74	11Bet Cas	2.2680	6600.0	58	48832	No
160	GOM_NL__2PRFIN20110702_145133_000000553104_00111_48832_1100.N1	02-JUL-2011 14:51:33	Bright	54.500	76	27Gam Cas	2.3000	30000.	109	48832	No

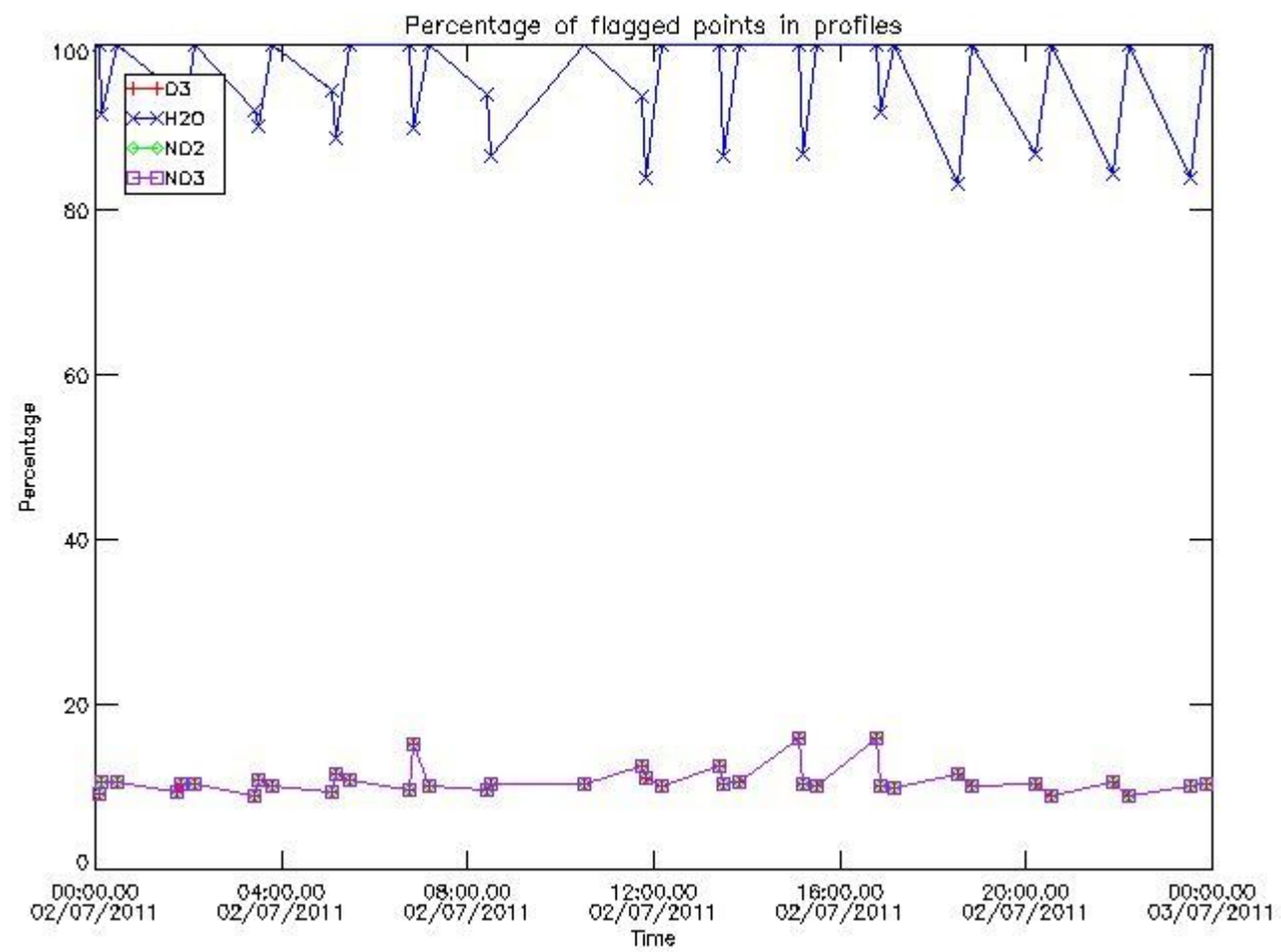
161	GOM_NL__2PRFIN20110702_145533_000000573104_00111_48832_1101.N1	02-JUL-2011 14:55:33	Bright	57.000	160	23Gam Per	2.9300	4700.0	114	48832	No
162	GOM_NL__2PRFIN20110702_145719_000000343104_00111_48832_1102.N1	02-JUL-2011 14:57:19	Bright	34.000	175	39Del Per	3.0100	19400.	68	48832	No
163	GOM_NL__2PRFIN20110702_145855_000000493104_00111_48832_1103.N1	02-JUL-2011 14:58:55	Bright	49.000	73	57Gam1And	2.2600	13100.	98	48832	No
164	GOM_NL__2PRFIN20110702_150137_000000513104_00111_48832_1104.N1	02-JUL-2011 15:01:37	Twi_and_stray	50.500	173	4Bet Tri	3.0040	8900.0	101	48832	No
165	GOM_NL__2PRFIN20110702_150416_000000413104_00111_48832_1105.N1	02-JUL-2011 15:04:16	Twi_and_stray	40.500	146	25Eta Tau	2.8730	15200.	81	48832	No
166	GOM_NL__2PRFIN20110702_150600_000000323104_00111_48832_1106.N1	02-JUL-2011 15:06:00	Dark	32.000	50	13Alp Ari	2.0070	4250.0	64	48832	No
167	GOM_NL__2PRFIN20110702_151102_000000503104_00111_48832_1107.N1	02-JUL-2011 15:11:02	Dark	49.500	94	92Alp Cet	2.5260	3100.0	99	48832	No
168	GOM_NL__2PRFIN20110702_153034_000000513104_00112_48833_1106.N1	02-JUL-2011 15:30:34	Dark	50.500	84	Alp Phe	2.3970	4500.0	101	48833	No
169	GOM_NL__2PRFIN20110702_153659_000000543104_00112_48833_1107.N1	02-JUL-2011 15:36:59	Straylight	54.000	63	Bet Gru	2.1500	2800.0	108	48833	No
170	GOM_NL__2PRFIN20110702_153853_000000503104_00112_48833_1108.N1	02-JUL-2011 15:38:53	Straylight	50.000	31	Alp Gru	1.7340	15200.	100	48833	No
171	GOM_NL__2PRFIN20110702_154102_000000423104_00112_48833_1109.N1	02-JUL-2011 15:41:02	Straylight	42.000	45	Alp Pav	1.9400	26000.	84	48833	No
172	GOM_NL__2PRFIN20110702_154940_000000453104_00112_48833_1110.N1	02-JUL-2011 15:49:40	Twi_and_stray	44.500	38	20Eps Sgr	1.8360	11000.	89	48833	No
173	GOM_NL__2PRFIN20110702_155101_000000523104_00112_48833_1111.N1	02-JUL-2011 15:51:01	Bright	52.000	116	19Del Sgr	2.7000	4100.0	104	48833	No
174	GOM_NL__2PRFIN20110702_155304_000000443104_00112_48833_1112.N1	02-JUL-2011 15:53:04	Bright	43.500	155	41Pi Sgr	2.9000	6600.0	87	48833	No
175	GOM_NL__2PRFIN20110702_160117_000000383104_00112_48833_1113.N1	02-JUL-2011 16:01:17	Bright	37.500	126	60Bet Oph	2.7700	4250.0	75	48833	No
176	GOM_NL__2PRFIN20110702_160335_000000393104_00112_48833_1114.N1	02-JUL-2011 16:03:35	Bright	39.000	59	55Alp Oph	2.0800	8900.0	78	48833	No
177	GOM_NL__2PRFIN20110702_160507_000000453104_00112_48833_1115.N1	02-JUL-2011 16:05:07	Bright	45.000	168	17Zet Aql	2.9860	11000.	90	48833	No
178	GOM_NL__2PRFIN20110702_161208_000000413104_00112_48833_1116.N1	02-JUL-2011 16:12:08	Bright	40.500	5	3Alp Lyr	0.033000	11000.	81	48833	No
179	GOM_NL__2PRFIN20110702_161456_000000373104_00112_48833_1117.N1	02-JUL-2011 16:14:56	Bright	36.500	130	23Bet Dra	2.7990	5800.0	73	48833	No
180	GOM_NL__2PRFIN20110702_162329_000000463104_00112_48833_1118.N1	02-JUL-2011 16:23:29	Bright	45.500	89	5Alp Cep	2.4510	8000.0	91	48833	No
181	GOM_NL__2PRFIN20110702_163052_000000293104_00112_48833_1119.N1	02-JUL-2011 16:30:52	Twi_and_stray	29.000	74	11Bet Cas	2.2680	6600.0	58	48833	No
182	GOM_NL__2PRFIN20110702_163147_000000583104_00112_48833_1120.N1	02-JUL-2011 16:31:47	Bright	58.000	76	27Gam Cas	2.3000	30000.	116	48833	No
183	GOM_NL__2PRFIN20110702_163547_000000573104_00112_48833_1121.N1	02-JUL-2011 16:35:47	Bright	57.000	160	23Gam Per	2.9300	4700.0	114	48833	No
184	GOM_NL__2PRFIN20110702_163733_000000553104_00112_48833_1122.N1	02-JUL-2011 16:37:33	Bright	55.000	175	39Del Per	3.0100	19400.	110	48833	No
185	GOM_NL__2PRFIN20110702_163909_000000523104_00112_48833_1123.N1	02-JUL-2011 16:39:09	Bright	51.500	73	57Gam1And	2.2600	13100.	103	48833	No
186	GOM_NL__2PRFIN20110702_164151_000000533104_00112_48833_1124.N1	02-JUL-2011 16:41:51	Twi_and_stray	52.500	173	4Bet Tri	3.0040	8900.0	105	48833	No
187	GOM_NL__2PRFIN20110702_164430_000000423104_00112_48833_1125.N1	02-JUL-2011 16:44:30	Twi_and_stray	41.500	146	25Eta Tau	2.8730	15200.	83	48833	No
188	GOM_NL__2PRFIN20110702_164614_000000323104_00112_48833_1126.N1	02-JUL-2011 16:46:14	Dark	32.000	50	13Alp Ari	2.0070	4250.0	64	48833	No
189	GOM_NL__2PRFIN20110702_165116_000000503104_00112_48833_1127.N1	02-JUL-2011 16:51:16	Dark	50.000	94	92Alp Cet	2.5260	3100.0	100	48833	No
190	GOM_NL__2PRFIN20110702_171049_000000523104_00113_48834_1106.N1	02-JUL-2011 17:10:49	Dark	52.000	84	Alp Phe	2.3970	4500.0	104	48834	No
191	GOM_NL__2PRFIN20110702_171714_000000523104_00113_48834_1107.N1	02-JUL-2011 17:17:14	Straylight	51.500	63	Bet Gru	2.1500	2800.0	103	48834	No
192	GOM_NL__2PRFIN20110702_171908_000000483104_00113_48834_1108.N1	02-JUL-2011 17:19:08	Straylight	47.500	31	Alp Gru	1.7340	15200.	95	48834	No
193	GOM_NL__2PRFIN20110702_172116_000000403104_00113_48834_1109.N1	02-JUL-2011 17:21:16	Straylight	40.000	45	Alp Pav	1.9400	26000.	80	48834	No
194	GOM_NL__2PRFIN20110702_172955_000000413104_00113_48834_1110.N1	02-JUL-2011 17:29:55	Twi_and_stray	41.000	38	20Eps Sgr	1.8360	11000.	82	48834	No
195	GOM_NL__2PRFIN20110702_173115_000000443104_00113_48834_1111.N1	02-JUL-2011 17:31:15	Bright	43.500	116	19Del Sgr	2.7000	4100.0	87	48834	No
196	GOM_NL__2PRFIN20110702_173318_000000433104_00113_48834_1112.N1	02-JUL-2011 17:33:18	Bright	43.000	155	41Pi Sgr	2.9000	6600.0	86	48834	No
197	GOM_NL__2PRFIN20110702_174131_000000373104_00113_48834_1113.N1	02-JUL-2011 17:41:31	Bright	37.000	126	60Bet Oph	2.7700	4250.0	74	48834	No
198	GOM_NL__2PRFIN20110702_174349_000000373104_00113_48834_1114.N1	02-JUL-2011 17:43:49	Bright	37.000	59	55Alp Oph	2.0800	8900.0	74	48834	No
199	GOM_NL__2PRFIN20110702_174521_000000473104_00113_48834_1115.N1	02-JUL-2011 17:45:21	Bright	47.000	168	17Zet Aql	2.9860	11000.	94	48834	No
200	GOM_NL__2PRFIN20110702_175221_000000443104_00113_48834_1116.N1	02-JUL-2011 17:52:21	Bright	44.000	5	3Alp Lyr	0.033000	11000.	88	48834	No
201	GOM_NL__2PRFIN20110702_175509_000000393104_00113_48834_1117.N1	02-JUL-2011 17:55:09	Bright	39.000	130	23Bet Dra	2.7990	5800.0	78	48834	No
202	GOM_NL__2PRFIN20110702_180342_000000453104_00113_48834_1118.N1	02-JUL-2011 18:03:42	Bright	45.000	89	5Alp Cep	2.4510	8000.0	90	48834	No
203	GOM_NL__2PRFIN20110702_181106_000000273104_00113_48834_1119.N1	02-JUL-2011 18:11:06	Twi_and_stray	27.000	74	11Bet Cas	2.2680	6600.0	54	48834	No
204	GOM_NL__2PRFIN20110702_181201_000000653104_00113_48834_1120.N1	02-JUL-2011 18:12:01	Bright	65.000	76	27Gam Cas	2.3000	30000.	130	48834	No
205	GOM_NL__2PRFIN20110702_181601_000000403104_00113_48834_1121.N1	02-JUL-2011 18:16:01	Bright	40.000	160	23Gam Per	2.9300	4700.0	80	48834	No
206	GOM_NL__2PRFIN20110702_181748_000000523104_00113_48834_1122.N1	02-JUL-2011 18:17:48	Bright	52.000	175	39Del Per	3.0100	19400.	104	48834	No
207	GOM_NL__2PRFIN20110702_181922_000000473104_00113_48834_1123.N1	02-JUL-2011 18:19:22	Bright	46.500	73	57Gam1And	2.2600	13100.	93	48834	No
208	GOM_NL__2PRFIN20110702_182205_000000503104_00113_48834_1124.N1	02-JUL-2011 18:22:05	Twi_and_stray	50.000	173	4Bet Tri	3.0040	8900.0	100	48834	No
209	GOM_NL__2PRFIN20110702_182445_000000403104_00113_48834_1125.N1	02-JUL-2011 18:24:45	Twi_and_stray	39.500	146	25Eta Tau	2.8730	15200.	79	48834	No
210	GOM_NL__2PRFIN20110702_183131_000000483104_00113_48834_1126.N1	02-JUL-2011 18:31:31	Dark	48.000	94	92Alp Cet	2.5260	3100.0	96	48834	No
211	GOM_NL__2PRFIN20110702_185104_000000513104_00114_48835_1106.N1	02-JUL-2011 18:51:04	Dark	50.500	84	Alp Phe	2.3970	4500.0	101	48835	No
212	GOM_NL__2PRFIN20110702_185729_000000543104_00114_48835_1107.N1	02-JUL-2011 18:57:29	Straylight	54.000	63	Bet Gru	2.1500	2800.0	108	48835	No
213	GOM_NL__2PRFIN20110702_185923_000000503104_00114_48835_1108.N1	02-JUL-2011 18:59:23	Straylight	49.500	31	Alp Gru	1.7340	15200.	99	48835	No
214	GOM_NL__2PRFIN20110702_190131_000000403104_00114_48835_1109.N1	02-JUL-2011 19:01:31	Straylight	40.000	45	Alp Pav	1.9400	26000.	80	48835	No
215	GOM_NL__2PRFIN20110702_191013_000000383104_00114_48835_1110.N1	02-JUL-2011 19:10:13	Twi_and_stray	38.000	38	20Eps Sgr	1.8360	11000.	76	48835	No
216	GOM_NL__2PRFIN20110702_191129_000000503104_00114_48835_1111.N1	02-JUL-2011 19:11:29	Bright	50.000	116	19Del Sgr	2.7000	4100.0	100	48835	No
217	GOM_NL__2PRFIN20110702_191332_000000443104_00114_48835_1112.N1	02-JUL-2011 19:13:32	Bright	44.000	155	41Pi Sgr	2.9000	6600.0	88	48835	No
218	GOM_NL__2PRFIN20110702_192145_000000373104_00114_48835_1113.N1	02-JUL-2011 19:21:45	Bright	36.500	126	60Bet Oph	2.7700	4250.0	73	48835	No
219	GOM_NL__2PRFIN20110702_192403_000000383104_00114_48835_1114.N1	02-JUL-2011 19:24:03	Bright	38.000	59	55Alp Oph	2.0800	8900.0	76	48835	No

220	GOM_NL__2PRFIN20110702_192535_000000483104_00114_48835_1115.N1	02-JUL-2011 19:25:35	Bright	47.500	168	17Zet Aql	2.9860	11000.	95	48835	No
221	GOM_NL__2PRFIN20110702_193235_000000413104_00114_48835_1116.N1	02-JUL-2011 19:32:35	Bright	41.000	5	3Alp Lyr	0.033000	11000.	82	48835	No
222	GOM_NL__2PRFIN20110702_193523_000000383104_00114_48835_1117.N1	02-JUL-2011 19:35:23	Bright	38.000	130	23Bet Dra	2.7990	5800.0	76	48835	No
223	GOM_NL__2PRFIN20110702_194355_000000473104_00114_48835_1118.N1	02-JUL-2011 19:43:55	Bright	47.000	89	5Alp Cep	2.4510	8000.0	94	48835	No
224	GOM_NL__2PRFIN20110702_195119_000000273104_00114_48835_1119.N1	02-JUL-2011 19:51:19	Twi_and_stray	27.000	74	11Bet Cas	2.2680	6600.0	54	48835	No
225	GOM_NL__2PRFIN20110702_195214_000000653104_00114_48835_1120.N1	02-JUL-2011 19:52:14	Bright	65.000	76	27Gam Cas	2.3000	30000.	130	48835	No
226	GOM_NL__2PRFIN20110702_195615_000000573104_00114_48835_1121.N1	02-JUL-2011 19:56:15	Bright	57.000	160	23Gam Per	2.9300	4700.0	114	48835	No
227	GOM_NL__2PRFIN20110702_195802_000000333104_00114_48835_1122.N1	02-JUL-2011 19:58:02	Bright	32.500	175	39Del Per	3.0100	19400.	65	48835	No
228	GOM_NL__2PRFIN20110702_195937_000000653104_00114_48835_1123.N1	02-JUL-2011 19:59:37	Bright	65.000	73	57Gam1And	2.2600	13100.	130	48835	No
229	GOM_NL__2PRFIN20110702_200219_000000523104_00114_48835_1124.N1	02-JUL-2011 20:02:19	Twi_and_stray	51.500	173	4Bet Tri	3.0040	8900.0	103	48835	No
230	GOM_NL__2PRFIN20110702_200459_000000403104_00114_48835_1125.N1	02-JUL-2011 20:04:59	Twi_and_stray	40.000	146	25Eta Tau	2.8730	15200.	80	48835	No
231	GOM_NL__2PRFIN20110702_201145_000000503104_00114_48835_1126.N1	02-JUL-2011 20:11:45	Dark	49.500	94	92Alp Cet	2.5260	3100.0	99	48835	No
232	GOM_NL__2PRFIN20110702_203119_000000573104_00115_48836_1106.N1	02-JUL-2011 20:31:19	Dark	56.500	84	Alp Phe	2.3970	4500.0	113	48836	No
233	GOM_NL__2PRFIN20110702_203744_000000523104_00115_48836_1107.N1	02-JUL-2011 20:37:44	Straylight	52.000	63	Bet Gru	2.1500	2800.0	104	48836	No
234	GOM_NL__2PRFIN20110702_203937_000000483104_00115_48836_1108.N1	02-JUL-2011 20:39:37	Straylight	47.500	31	Alp Gru	1.7340	15200.	95	48836	No
235	GOM_NL__2PRFIN20110702_204145_000000403104_00115_48836_1109.N1	02-JUL-2011 20:41:45	Straylight	40.000	45	Alp Pav	1.9400	26000.	80	48836	No
236	GOM_NL__2PRFIN20110702_205105_000000463104_00115_48836_1110.N1	02-JUL-2011 20:51:05	Twi_and_stray	45.500	103	38Zet Sgr	2.6000	9700.0	91	48836	No
237	GOM_NL__2PRFIN20110702_205346_000000453104_00115_48836_1111.N1	02-JUL-2011 20:53:46	Bright	44.500	155	41Pi Sgr	2.9000	6600.0	89	48836	No
238	GOM_NL__2PRFIN20110702_210159_000000373104_00115_48836_1112.N1	02-JUL-2011 21:01:59	Bright	36.500	126	60Bet Oph	2.7700	4250.0	73	48836	No
239	GOM_NL__2PRFIN20110702_210417_000000373104_00115_48836_1113.N1	02-JUL-2011 21:04:17	Bright	36.500	59	55Alp Oph	2.0800	8900.0	73	48836	No
240	GOM_NL__2PRFIN20110702_210548_000000453104_00115_48836_1114.N1	02-JUL-2011 21:05:48	Bright	45.000	168	17Zet Aql	2.9860	11000.	90	48836	No
241	GOM_NL__2PRFIN20110702_211248_000000413104_00115_48836_1115.N1	02-JUL-2011 21:12:48	Bright	40.500	5	3Alp Lyr	0.033000	11000.	81	48836	No
242	GOM_NL__2PRFIN20110702_211537_000000373104_00115_48836_1116.N1	02-JUL-2011 21:15:37	Bright	37.000	130	23Bet Dra	2.7990	5800.0	74	48836	No
243	GOM_NL__2PRFIN20110702_212409_000000483104_00115_48836_1117.N1	02-JUL-2011 21:24:09	Bright	47.500	89	5Alp Cep	2.4510	8000.0	95	48836	No
244	GOM_NL__2PRFIN20110702_213228_000000483104_00115_48836_1118.N1	02-JUL-2011 21:32:28	Bright	48.000	76	27Gam Cas	2.3000	30000.	96	48836	No
245	GOM_NL__2PRFIN20110702_213629_000000453104_00115_48836_1119.N1	02-JUL-2011 21:36:29	Bright	45.000	160	23Gam Per	2.9300	4700.0	90	48836	No
246	GOM_NL__2PRFIN20110702_213816_000000373104_00115_48836_1120.N1	02-JUL-2011 21:38:16	Bright	36.500	175	39Del Per	3.0100	19400.	73	48836	No
247	GOM_NL__2PRFIN20110702_213950_000000493104_00115_48836_1121.N1	02-JUL-2011 21:39:50	Bright	49.000	73	57Gam1And	2.2600	13100.	98	48836	No
248	GOM_NL__2PRFIN20110702_214233_000000533104_00115_48836_1122.N1	02-JUL-2011 21:42:33	Twi_and_stray	52.500	173	4Bet Tri	3.0040	8900.0	105	48836	No
249	GOM_NL__2PRFIN20110702_214513_000000423104_00115_48836_1123.N1	02-JUL-2011 21:45:13	Twi_and_stray	42.000	146	25Eta Tau	2.8730	15200.	84	48836	No
250	GOM_NL__2PRFIN20110702_215200_000000483104_00115_48836_1124.N1	02-JUL-2011 21:52:00	Dark	47.500	94	92Alp Cet	2.5260	3100.0	95	48836	No
251	GOM_NL__2PRFIN20110702_221134_000000583104_00116_48837_1106.N1	02-JUL-2011 22:11:34	Dark	57.500	84	Alp Phe	2.3970	4500.0	115	48837	No
252	GOM_NL__2PRFIN20110702_221759_000000523104_00116_48837_1107.N1	02-JUL-2011 22:17:59	Straylight	52.000	63	Bet Gru	2.1500	2800.0	104	48837	No
253	GOM_NL__2PRFIN20110702_221952_000000473104_00116_48837_1108.N1	02-JUL-2011 22:19:52	Straylight	47.000	31	Alp Gru	1.7340	15200.	94	48837	No
254	GOM_NL__2PRFIN20110702_222200_000000403104_00116_48837_1109.N1	02-JUL-2011 22:22:00	Straylight	40.000	45	Alp Pav	1.9400	26000.	80	48837	No
255	GOM_NL__2PRFIN20110702_223119_000000443104_00116_48837_1110.N1	02-JUL-2011 22:31:19	Twi_and_stray	44.000	103	38Zet Sgr	2.6000	9700.0	88	48837	No
256	GOM_NL__2PRFIN20110702_223401_000000433104_00116_48837_1111.N1	02-JUL-2011 22:34:01	Bright	43.000	155	41Pi Sgr	2.9000	6600.0	86	48837	No
257	GOM_NL__2PRFIN20110702_224213_000000373104_00116_48837_1112.N1	02-JUL-2011 22:42:13	Bright	37.000	126	60Bet Oph	2.7700	4250.0	74	48837	No
258	GOM_NL__2PRFIN20110702_224431_000000363104_00116_48837_1113.N1	02-JUL-2011 22:44:31	Bright	35.500	59	55Alp Oph	2.0800	8900.0	71	48837	No
259	GOM_NL__2PRFIN20110702_224601_000000443104_00116_48837_1114.N1	02-JUL-2011 22:46:01	Bright	44.000	168	17Zet Aql	2.9860	11000.	88	48837	No
260	GOM_NL__2PRFIN20110702_225302_000000403104_00116_48837_1115.N1	02-JUL-2011 22:53:02	Bright	40.000	5	3Alp Lyr	0.033000	11000.	80	48837	No
261	GOM_NL__2PRFIN20110702_225551_000000383104_00116_48837_1116.N1	02-JUL-2011 22:55:51	Bright	37.500	130	23Bet Dra	2.7990	5800.0	75	48837	No
262	GOM_NL__2PRFIN20110702_230422_000000443104_00116_48837_1117.N1	02-JUL-2011 23:04:22	Bright	43.500	89	5Alp Cep	2.4510	8000.0	87	48837	No
263	GOM_NL__2PRFIN20110702_231241_000000573104_00116_48837_1118.N1	02-JUL-2011 23:12:41	Bright	57.000	76	27Gam Cas	2.3000	30000.	114	48837	No
264	GOM_NL__2PRFIN20110702_231643_000000383104_00116_48837_1119.N1	02-JUL-2011 23:16:43	Bright	38.000	160	23Gam Per	2.9300	4700.0	76	48837	No
265	GOM_NL__2PRFIN20110702_231829_000000383104_00116_48837_1120.N1	02-JUL-2011 23:18:29	Bright	37.500	175	39Del Per	3.0100	19400.	75	48837	No
266	GOM_NL__2PRFIN20110702_232004_000000513104_00116_48837_1121.N1	02-JUL-2011 23:20:04	Bright	51.000	73	57Gam1And	2.2600	13100.	102	48837	No
267	GOM_NL__2PRFIN20110702_232247_000000513104_00116_48837_1122.N1	02-JUL-2011 23:22:47	Twi_and_stray	50.500	173	4Bet Tri	3.0040	8900.0	101	48837	No
268	GOM_NL__2PRFIN20110702_232527_000000423104_00116_48837_1123.N1	02-JUL-2011 23:25:27	Twi_and_stray	41.500	146	25Eta Tau	2.8730	15200.	83	48837	No
269	GOM_NL__2PRFIN20110702_233214_000000503104_00116_48837_1124.N1	02-JUL-2011 23:32:14	Dark	49.500	94	92Alp Cet	2.5260	3100.0	99	48837	No
270	GOM_NL__2PRFIN20110702_235149_000000493104_00117_48838_1106.N1	02-JUL-2011 23:51:49	Dark	49.000	84	Alp Phe	2.3970	4500.0	98	48838	No
271	GOM_NL__2PRFIN20110702_235814_000000523104_00117_48838_1107.N1	02-JUL-2011 23:58:14	Straylight	51.500	63	Bet Gru	2.1500	2800.0	103	48838	No

3. Quality information per product

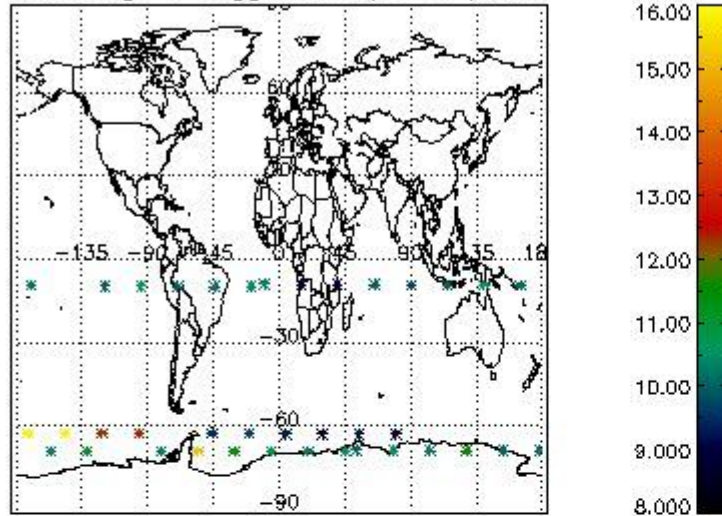
In this section it is plotted some information contained in the Quality Summary data set of the level 2 products. Only products in dark limb conditions and without errors (error flag in the MPH set to "0") are used.

3.1 Plot quality information per product (time dependant)

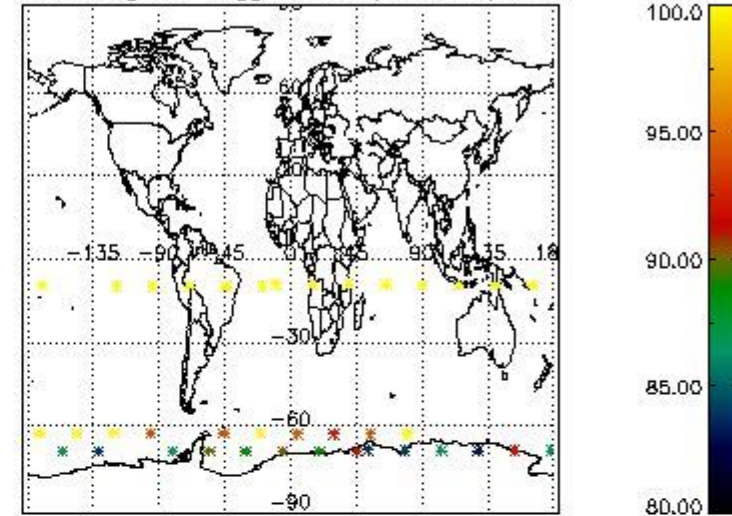


3.2 Plot quality information per product (world map)

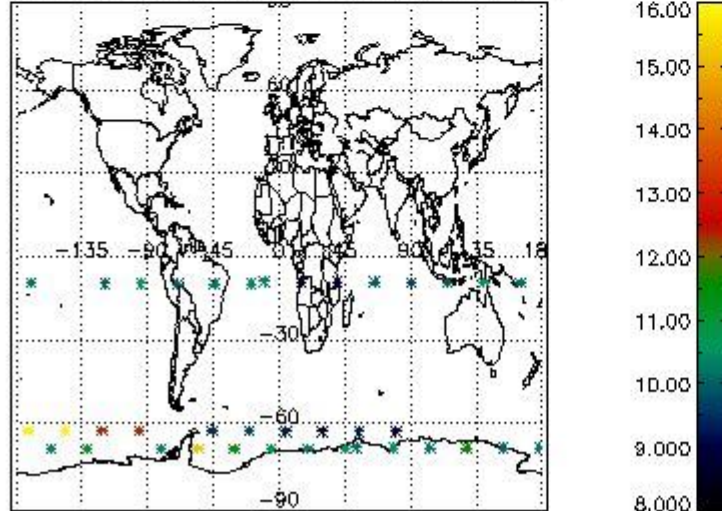
Percentage of flagged data per O3 profile



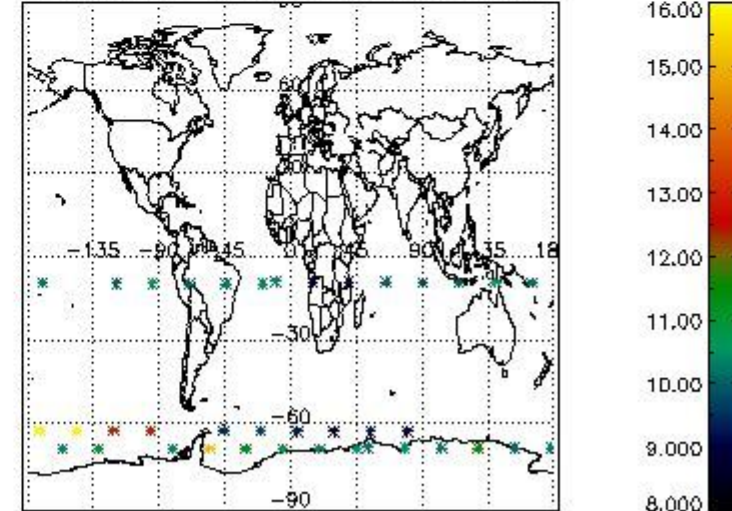
Percentage of flagged data per H2O profile



Percentage of flagged data per NO2 profile



Percentage of flagged data per NO3 profile

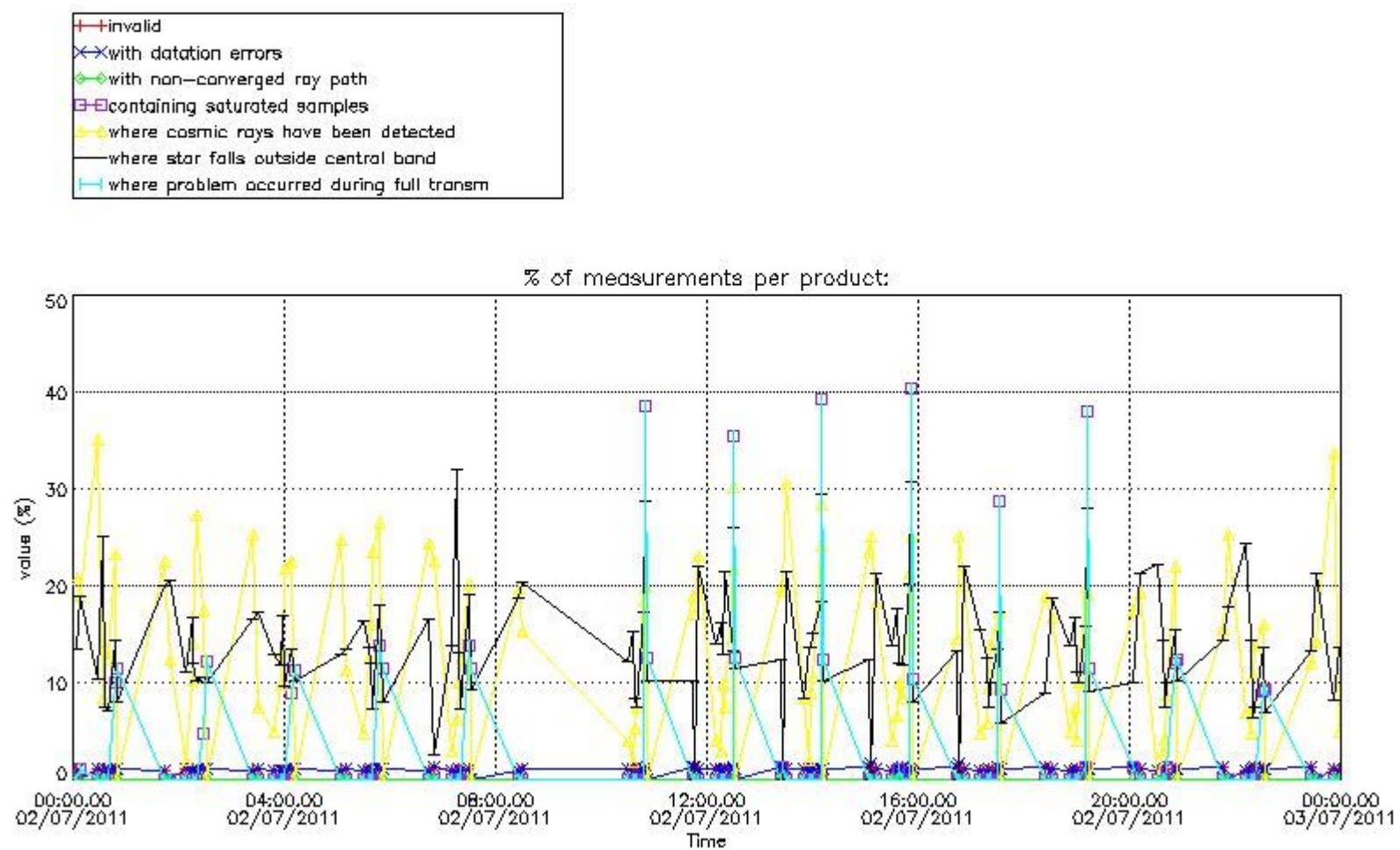


4. Level 1 quality information per product

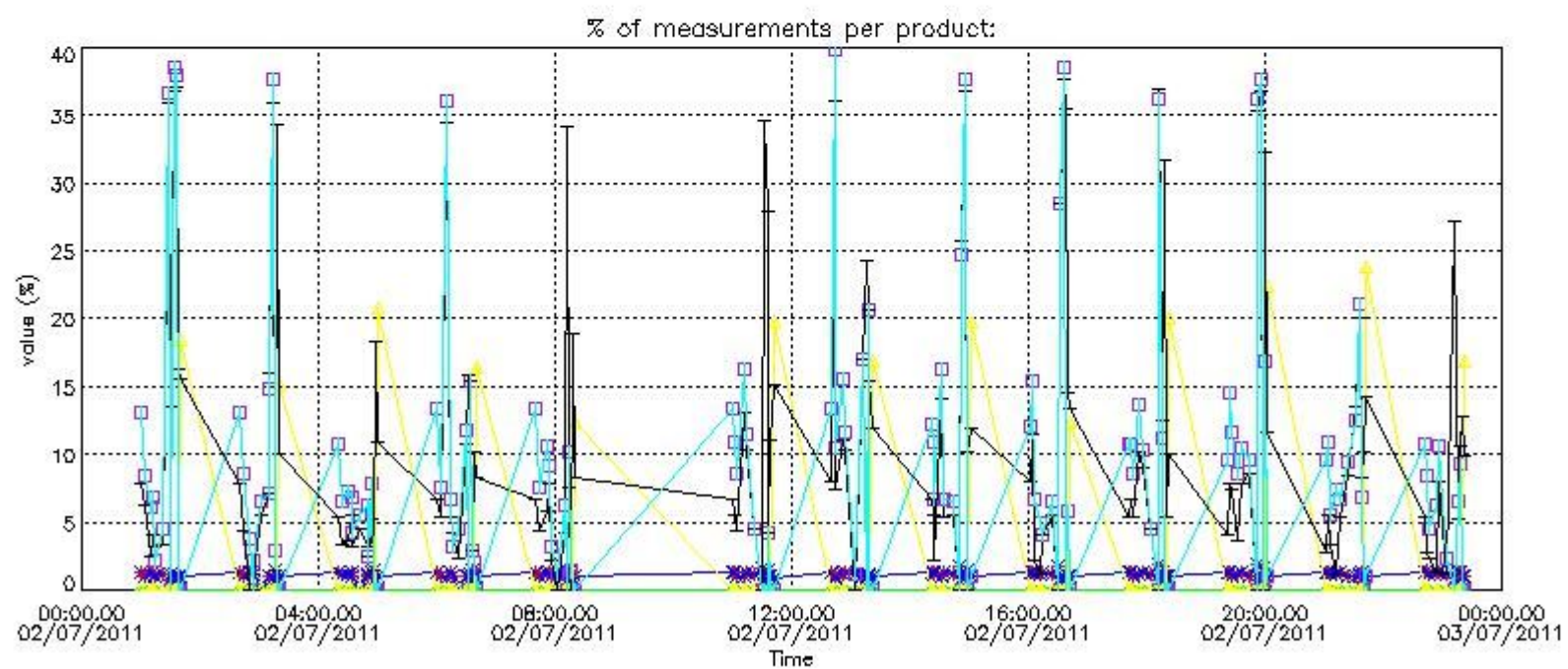
In this section it is plotted some information contained in the Quality Summary data set of the level 2 products that comes from the level 1b processing. Products without errors (error flag in the MPH set to "0") are used.

4.1 Plot quality information per product (time dependant) coming from level 1b processing

4.1.1 Plot level 1 quality information per product (time dependant): ENVISAT ASCENDING passes

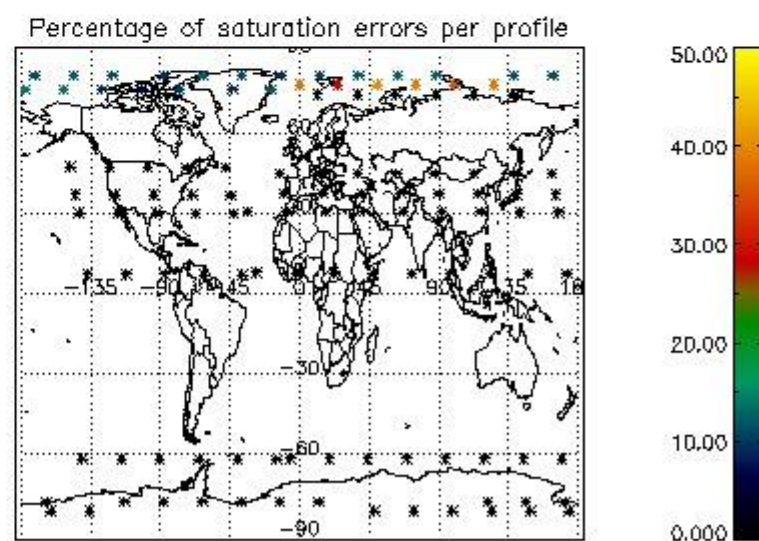
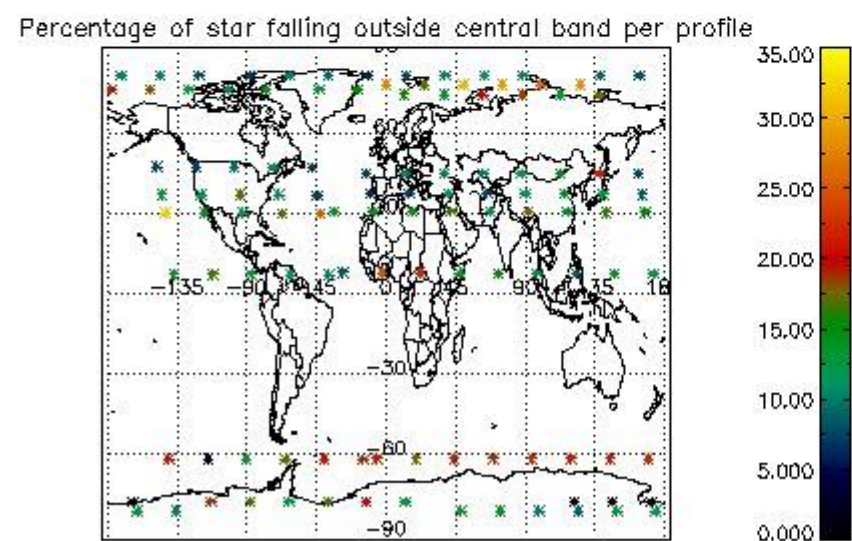
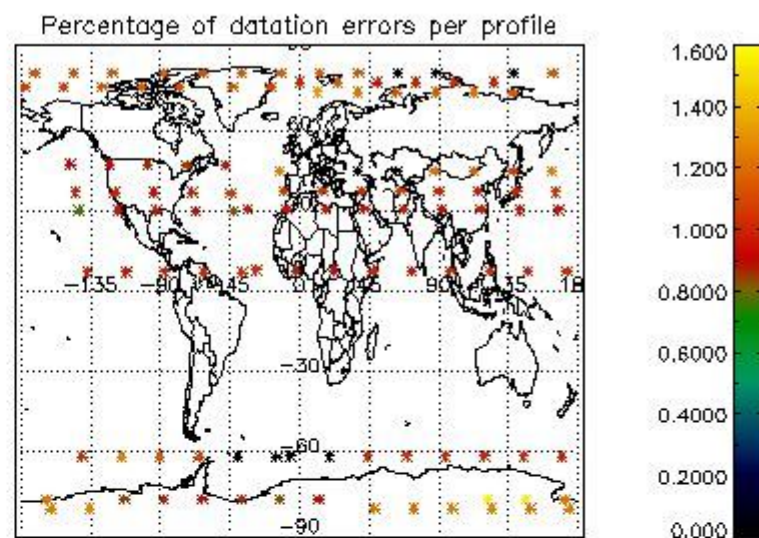
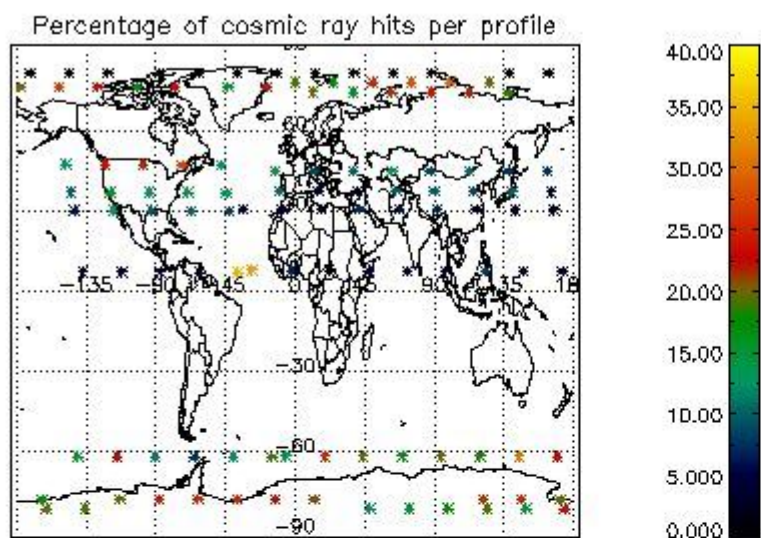


4.1.2 Plot level 1 quality information per product (time dependant): ENVI SAT DESCENDING passes

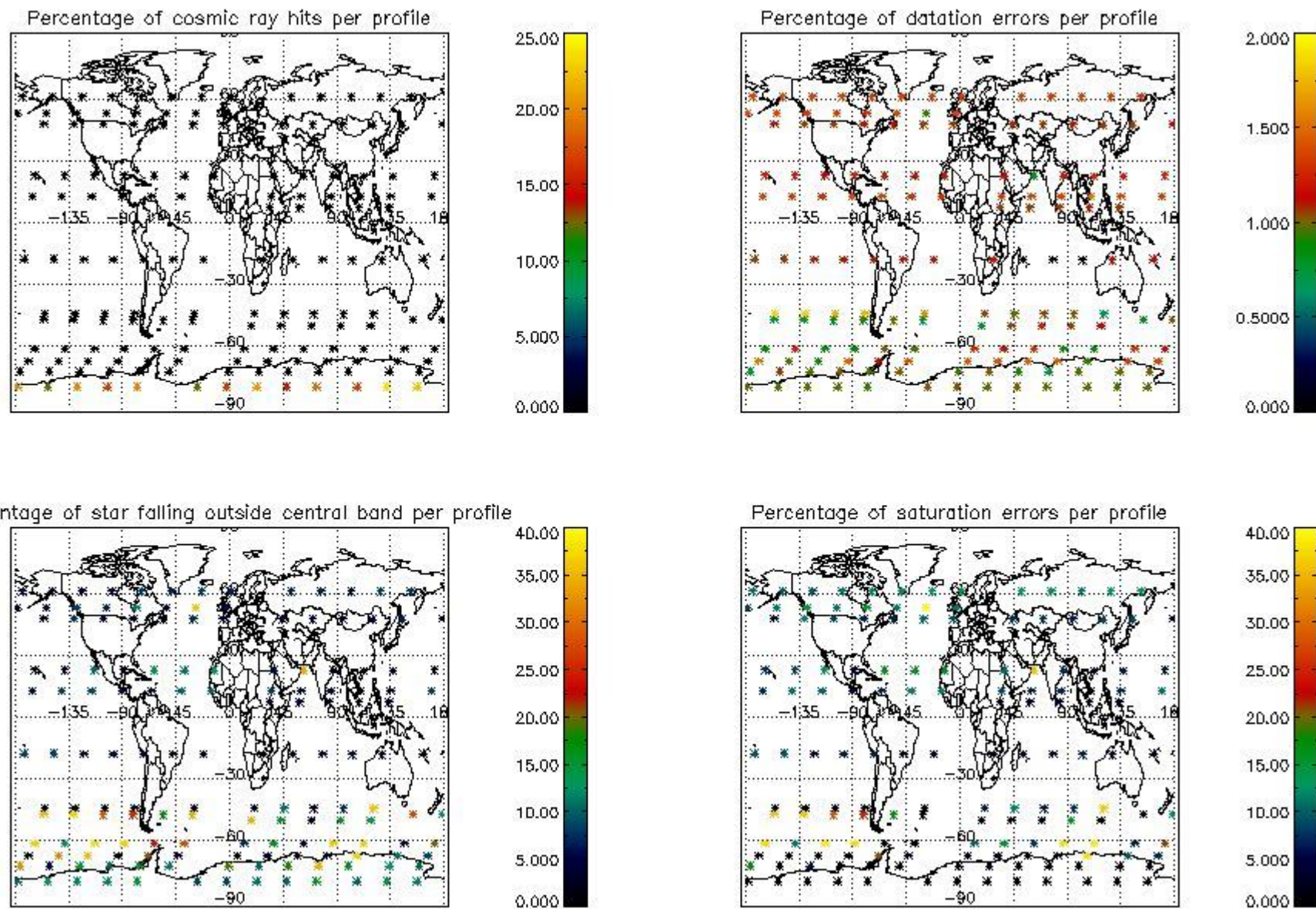


4.2 Plot quality information per product coming from level 1b processing (world map)

4.2.1 Plot level 1 quality information per product (world map): ENVISAT ASCENDING passes



4.2.2 Plot level 1 quality information per product (world map): ENVISAT DESCENDING passes



5. Trace gas profiles

5.1 Ozone statistics based on quality of products

The final quality of the products can be "measured" using the STD (Standard Deviation) attached to every point profile. This information is written to the parameter GOM_NL__2P/NL_LOCAL_SPECIES_DENSITY/o3_std of the level 2 products. The table below shows the statistics for given STD ranges.

The statistics are given with respect to the overall valid production:

- Products without fatal errors: GOM_NL__2P/MPH/PRODUCT_ERR=0
- Valid point profile: GOM_NL__2P/NL_LOCAL_SPECIES_DENSITY/pcd(0)=0

The 'Criteria' is applied to valid points of dark limb products:

- Products in dark limb illumination condition: GOM_NL__2P/NL_SUMMARY_QUALITY/obs_ill_cond=0
- Products without fatal errors: GOM_NL__2P/MPH/PRODUCT_ERR=0
- Valid point profile: GOM_NL__2P/NL_LOCAL_SPECIES_DENSITY/pcd(0)=0

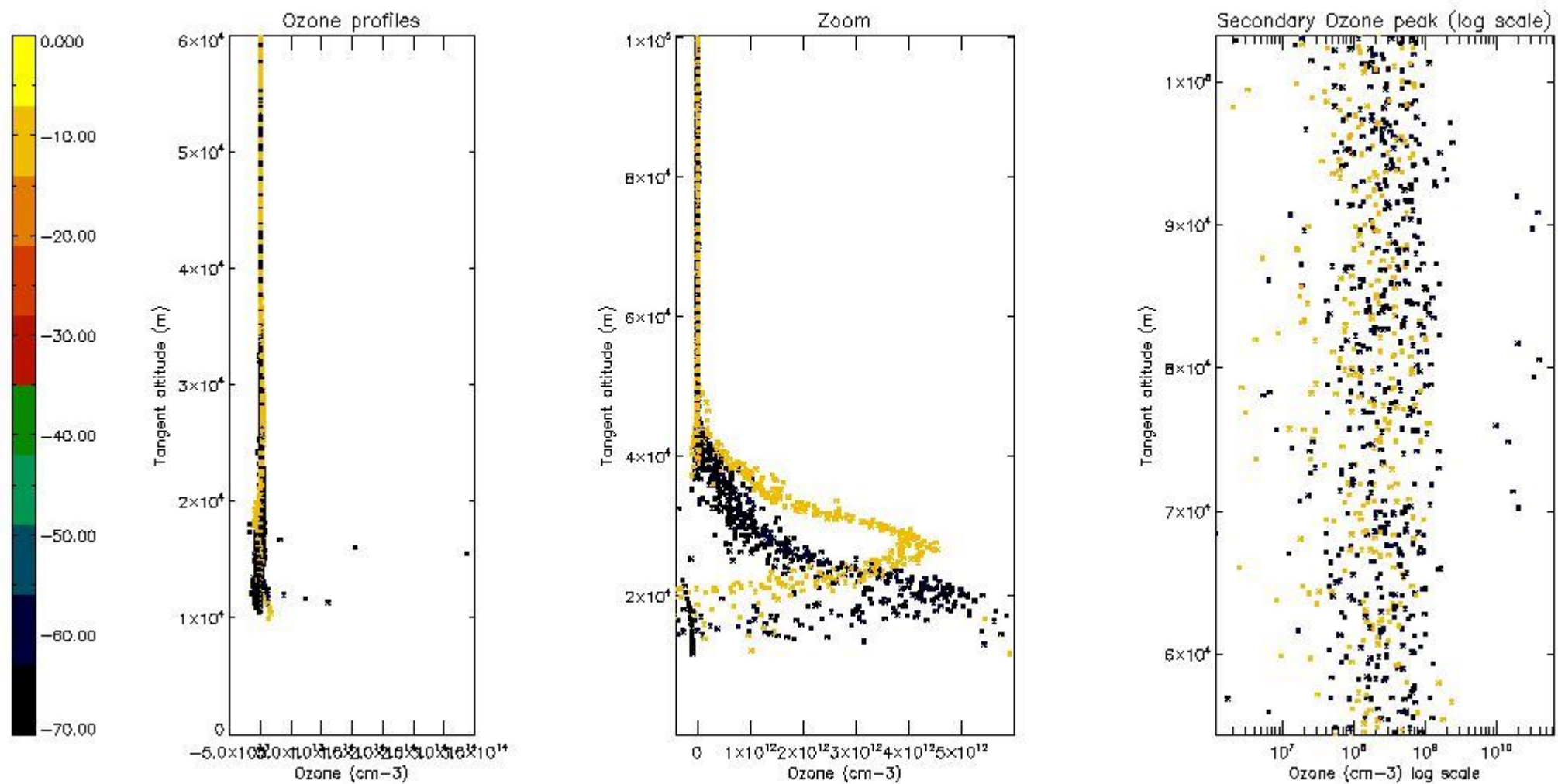
So, the table below shows the percentage of dark limb and valid observations for each criteria with respect to the overall valid daily observations.

Criteria	% of total production
All STD	15
STD < 20	3

STD < 10	2
STD < 5	0

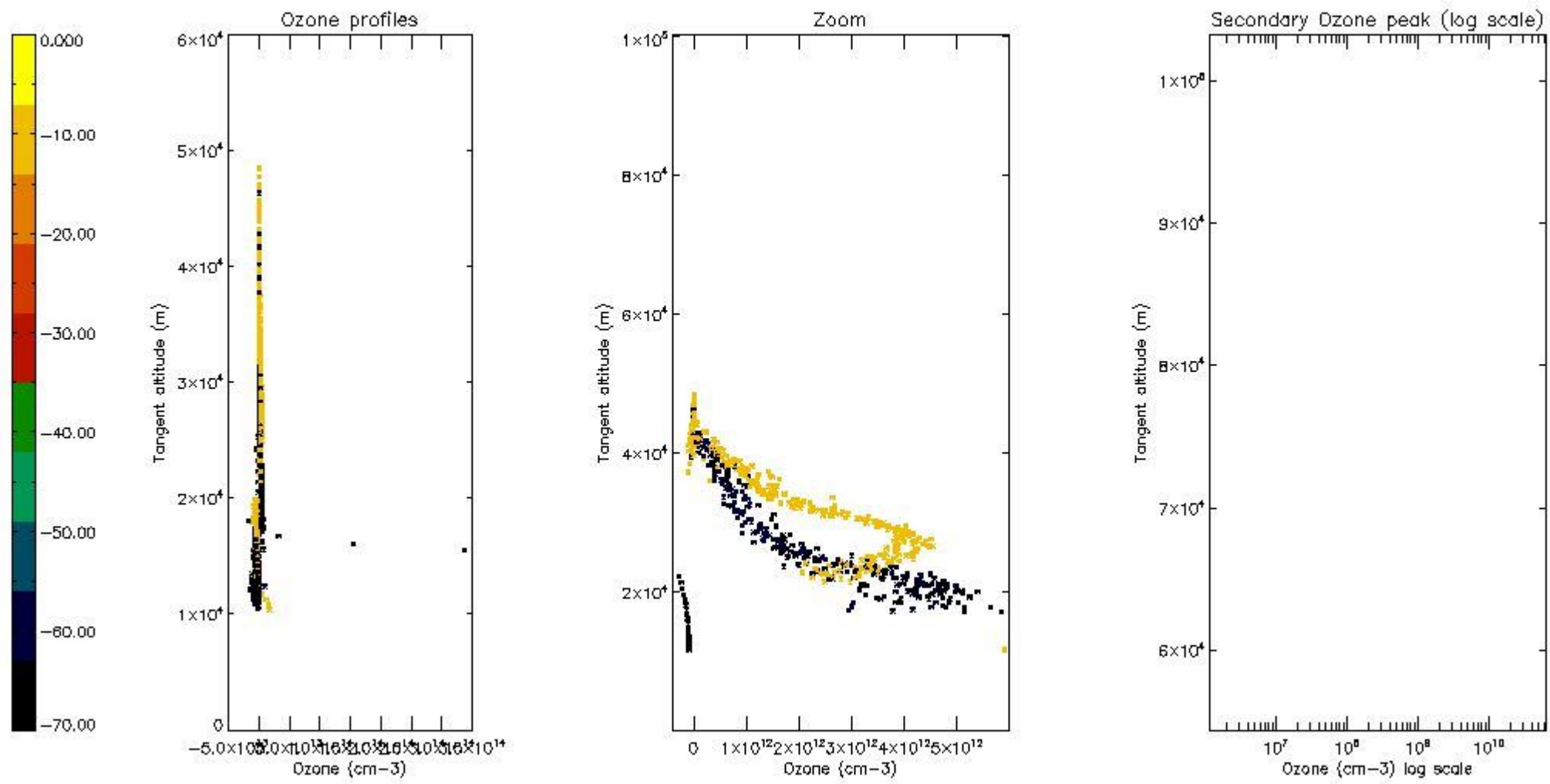
5.2 Plot ozone profiles for all STD (dark without errors)

The colorbar represents the latitude.



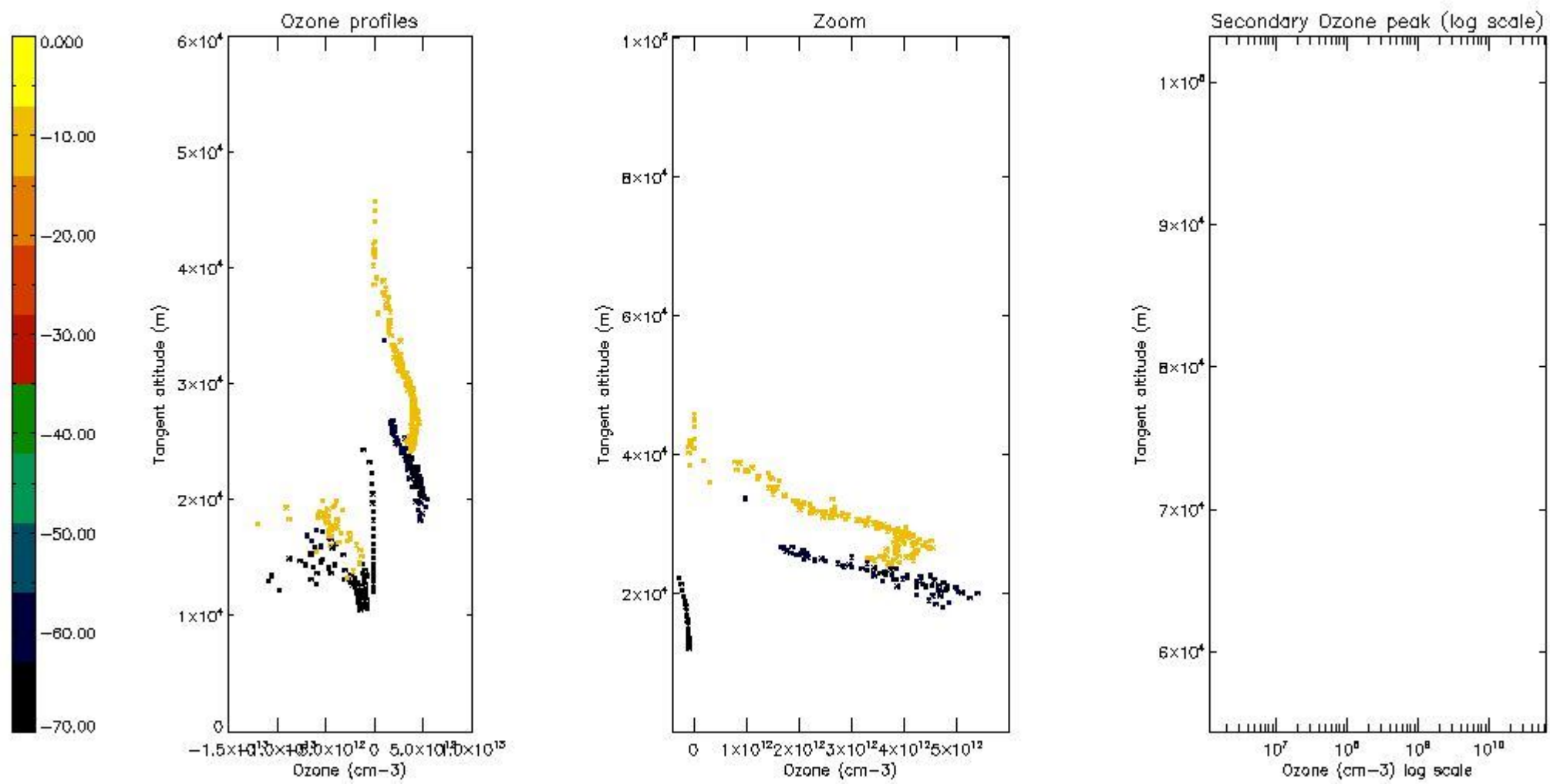
5.3 Plot ozone profiles where STD < 20% (dark without errors)

The colorbar represents the latitude.



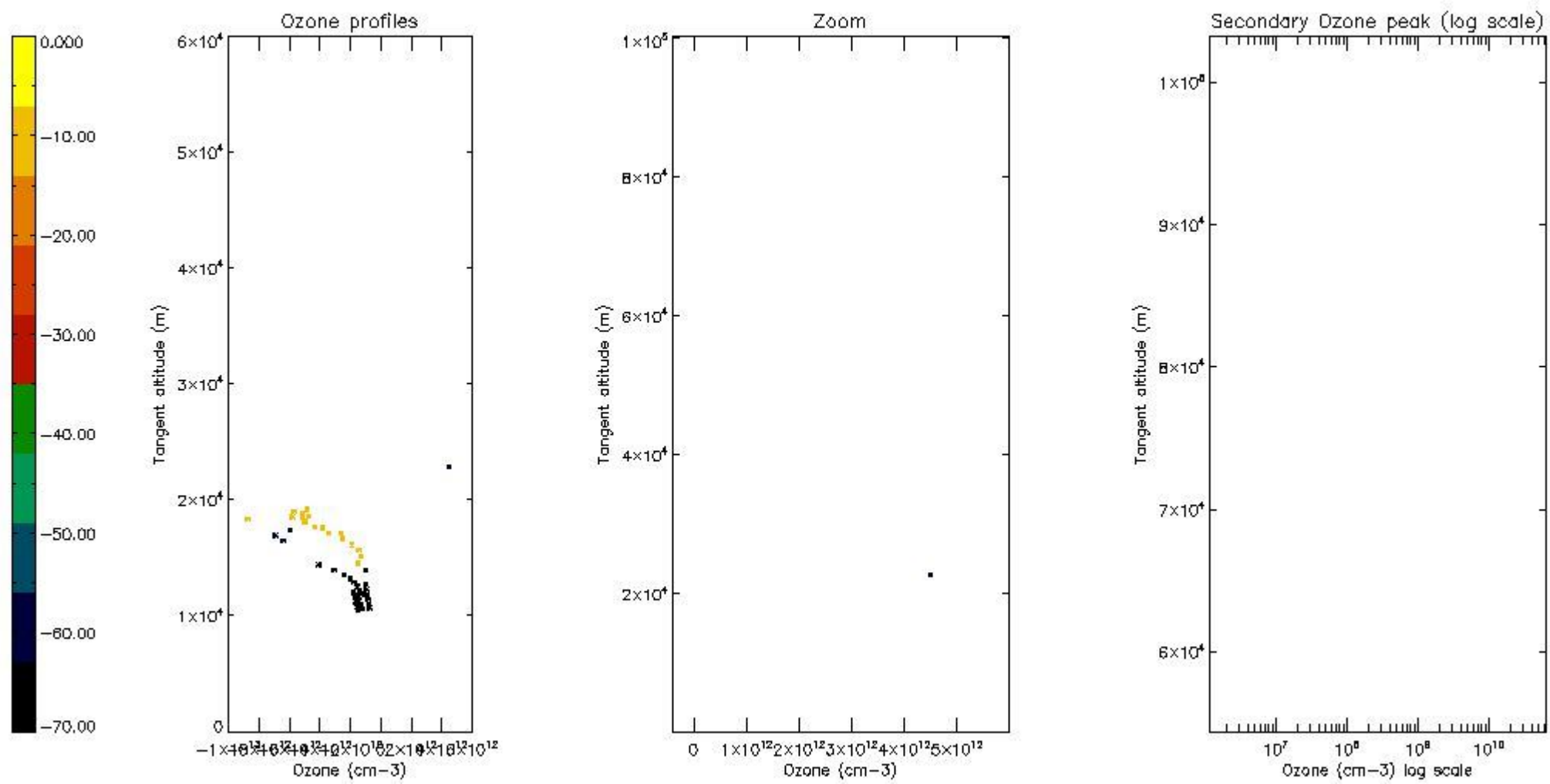
5.4 Plot ozone profiles where $STD < 10\%$ (dark without errors)

The colorbar represents the latitude.



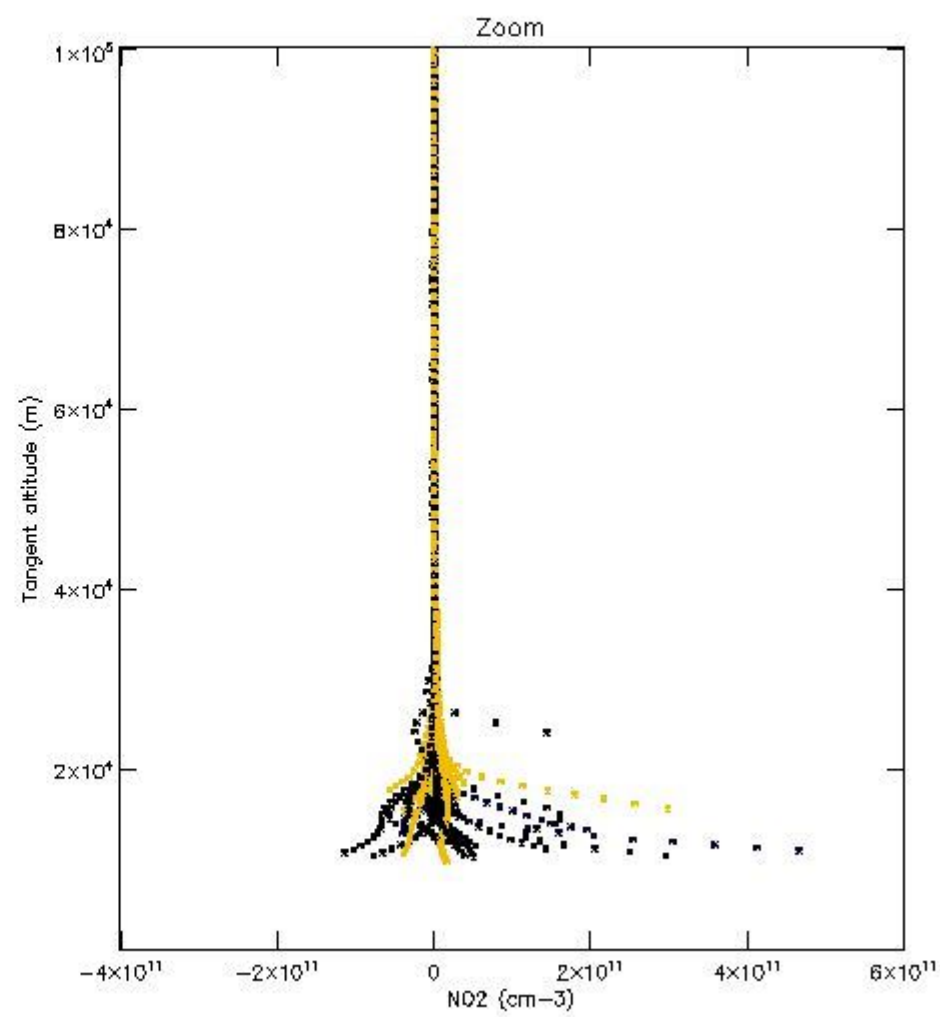
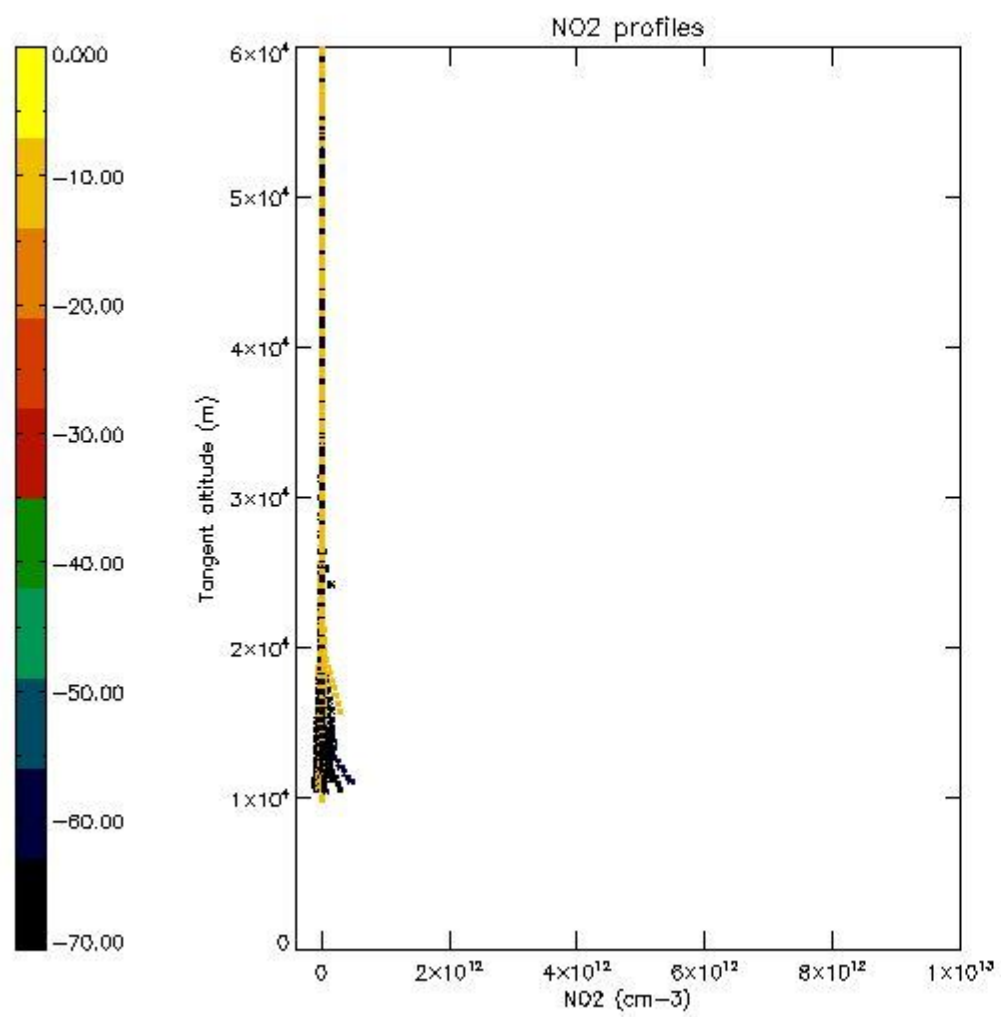
5.5 Plot ozone profiles where $STD < 5\%$ (dark without errors)

The colorbar represents the latitude.



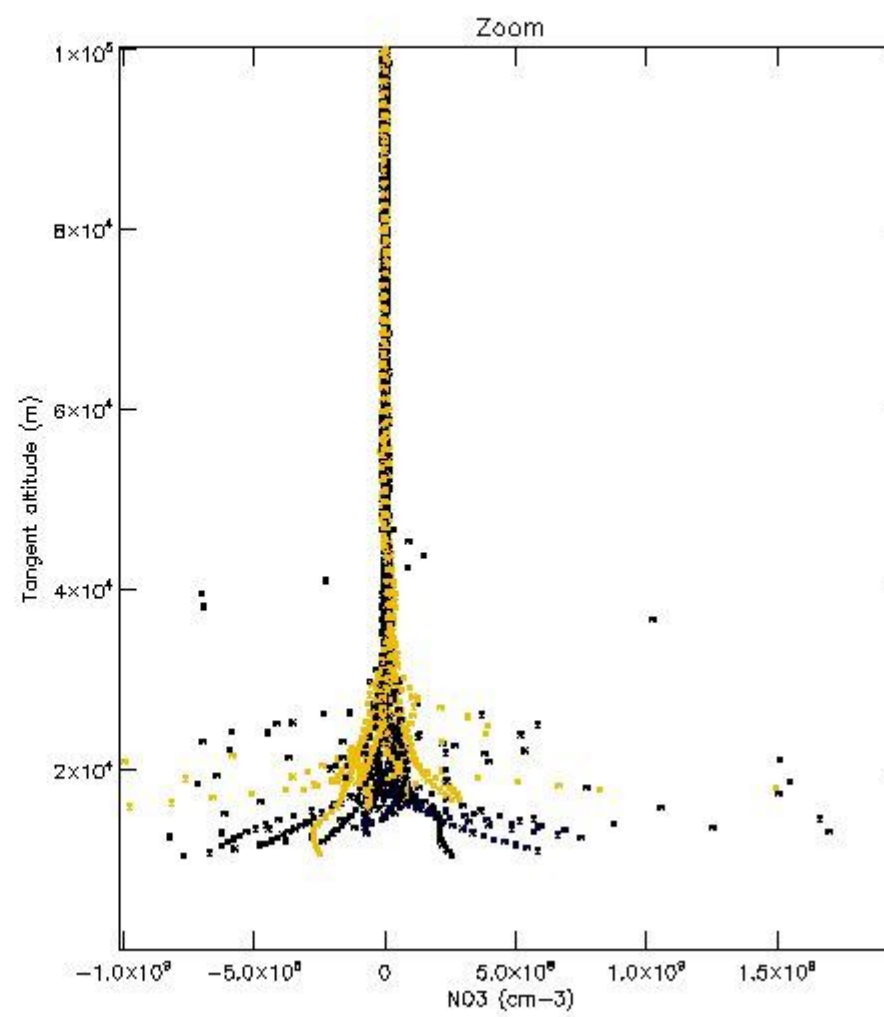
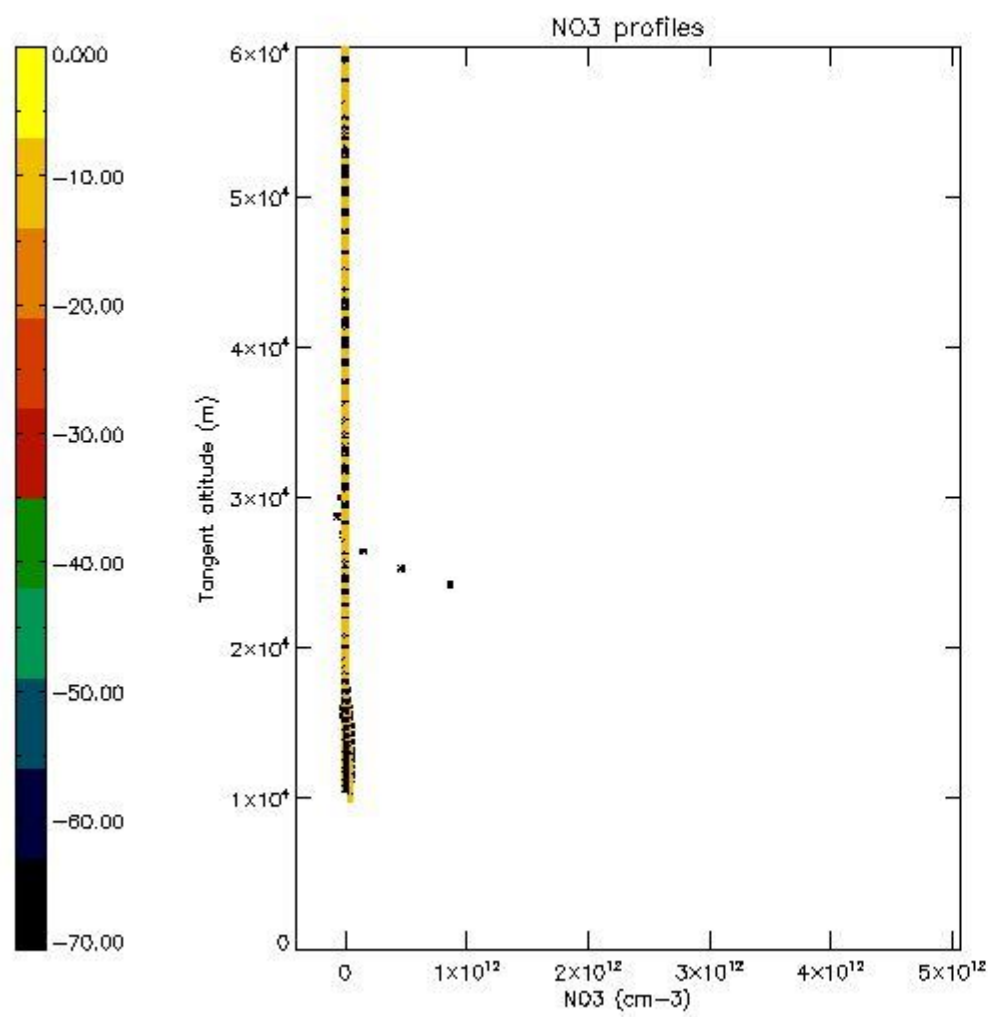
5.6 Plot NO₂ profiles for all STD (dark without errors)

The colorbar represents the latitude.



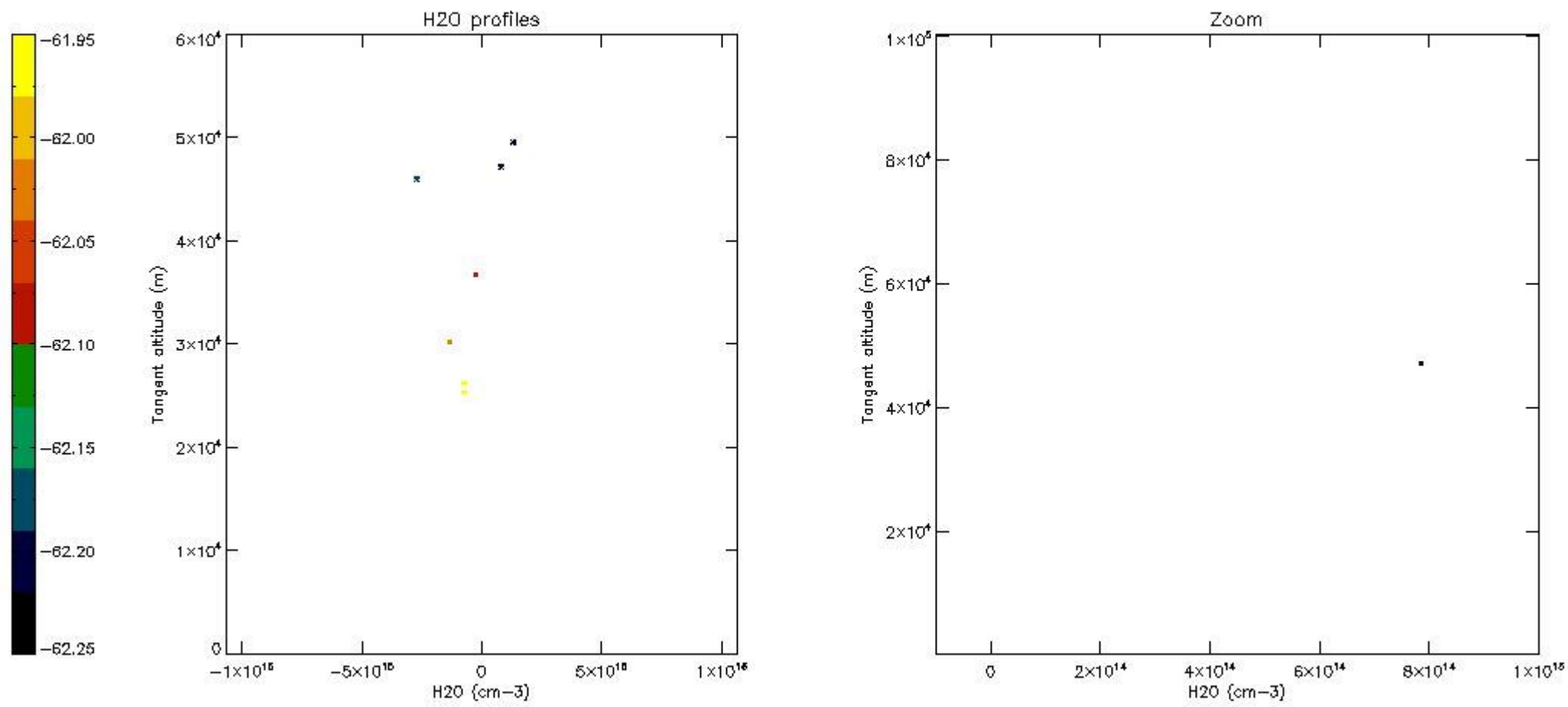
5.7 Plot NO3 profiles for all STD (dark without errors)

The colorbar represents the latitude.



5.8 Plot H2O profiles for all STD (only for occultations of stars 1,2,3,4,13,14,16,26,63 dark without errors)

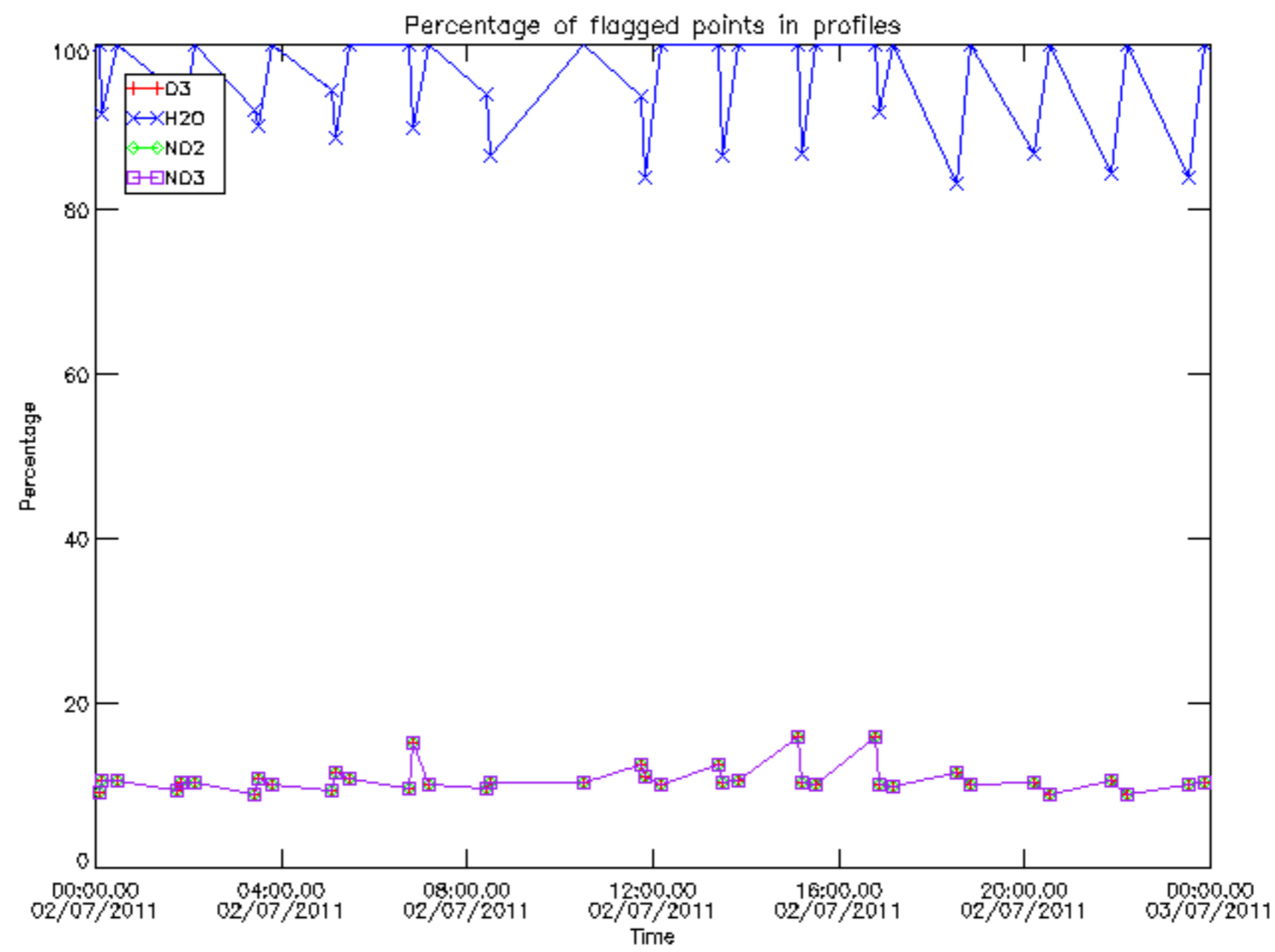
The colorbar represents the latitude.



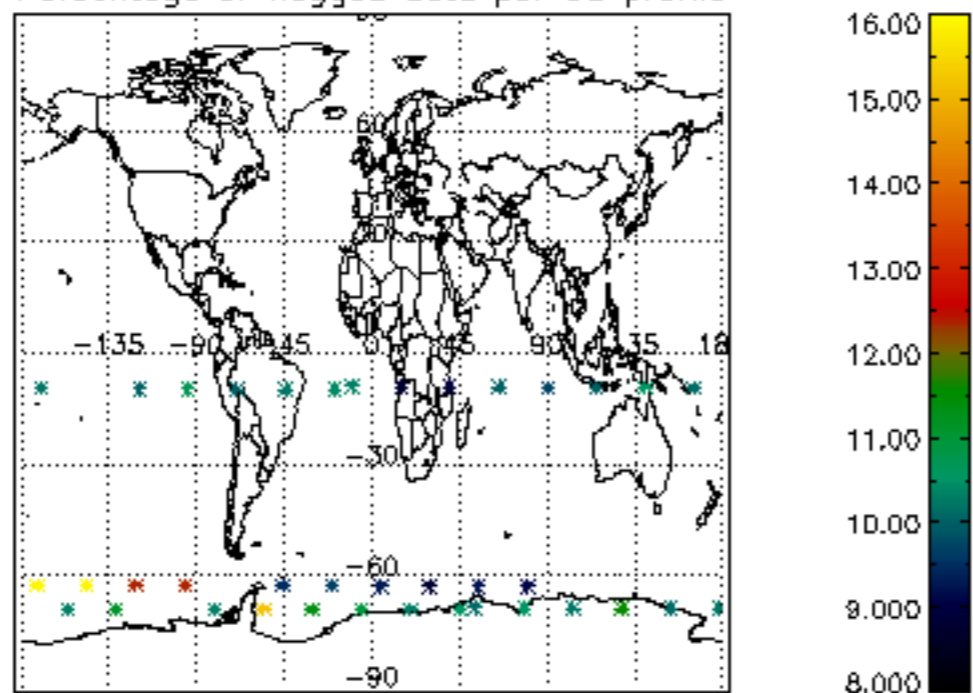
6. Auxiliary Data Files used for the production reported in section 2

The number reported in the third column indicates since which file (see list in section 2) the corresponding auxiliary file has been used. The fourth column is the date of those product files.

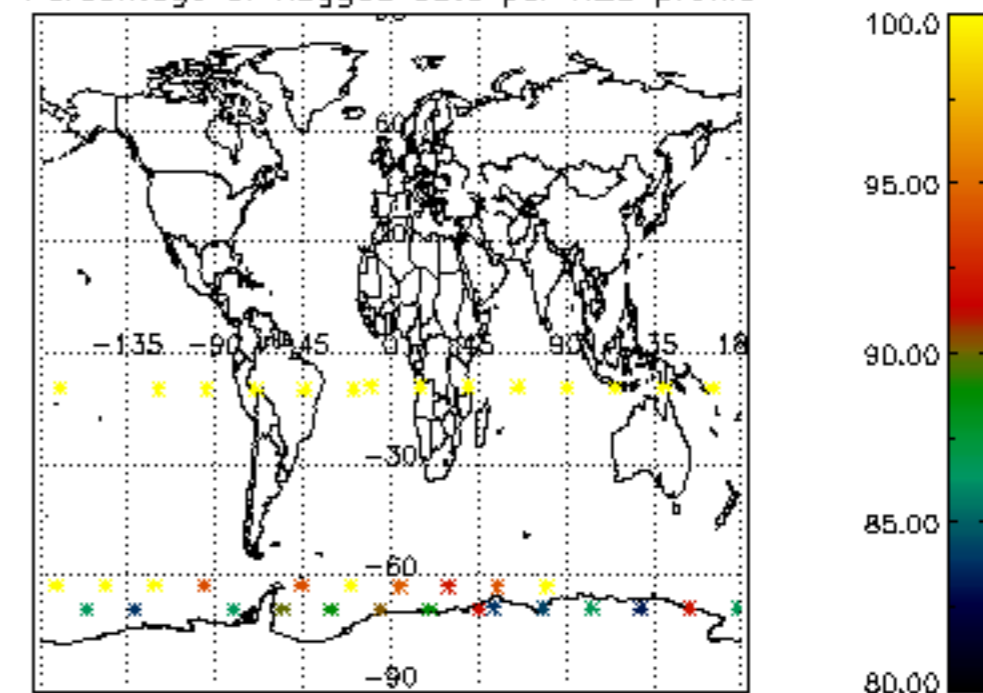
Type	Auxiliary Filename	Used since product	Used since product date
INST_PHYS_CHARACTERISTICS	GOM_INS_AXVIEC20091111_143220_20030716_120000_20500101_000000	1	02-JUL-2011 00:03:51
LEVEL-2_PROC_CONFIG	GOM_PR2_AXVIEC20091111_152718_20020301_000000_20500101_000000	1	02-JUL-2011 00:03:51
CROSS_SECTIONS_FILE	GOM_CRS_AXVIEC20091111_154832_20020301_000000_20500101_000000	1	02-JUL-2011 00:03:51



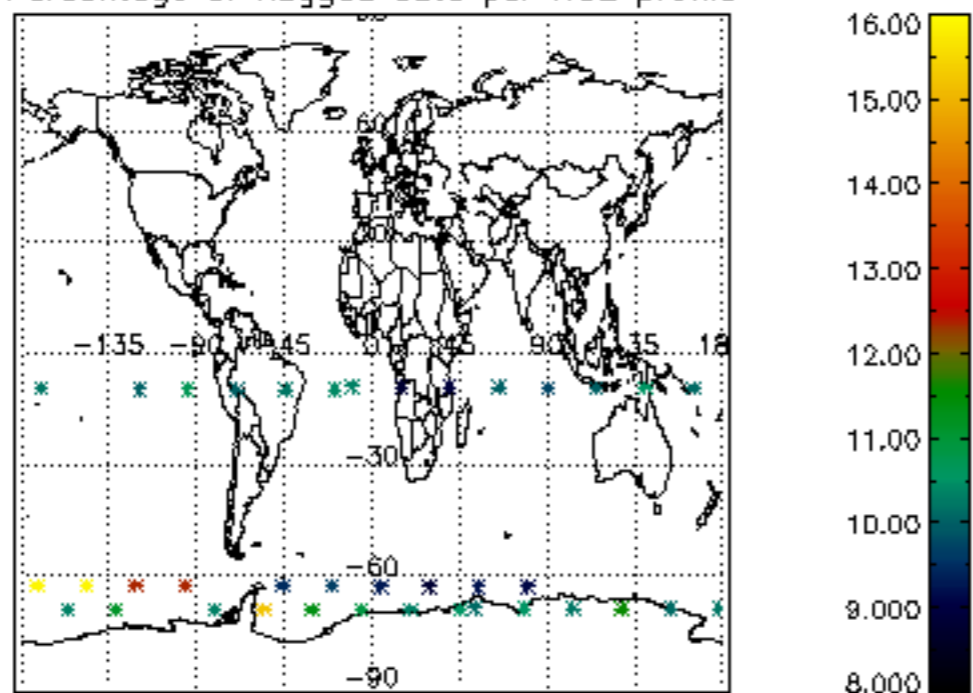
Percentage of flagged data per D3 profile



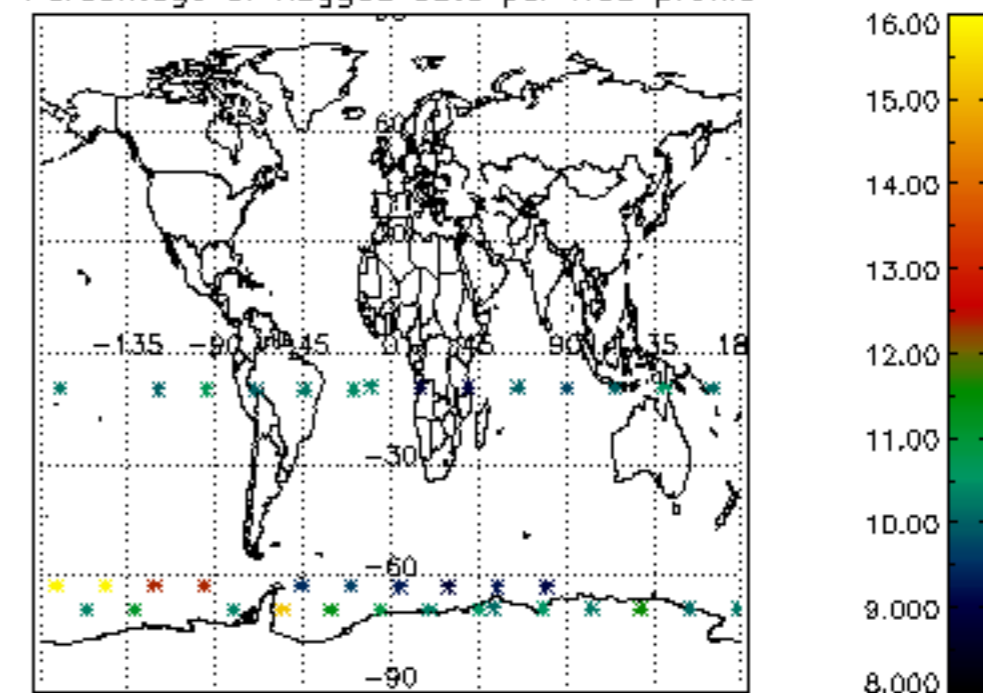
Percentage of flagged data per H2O profile

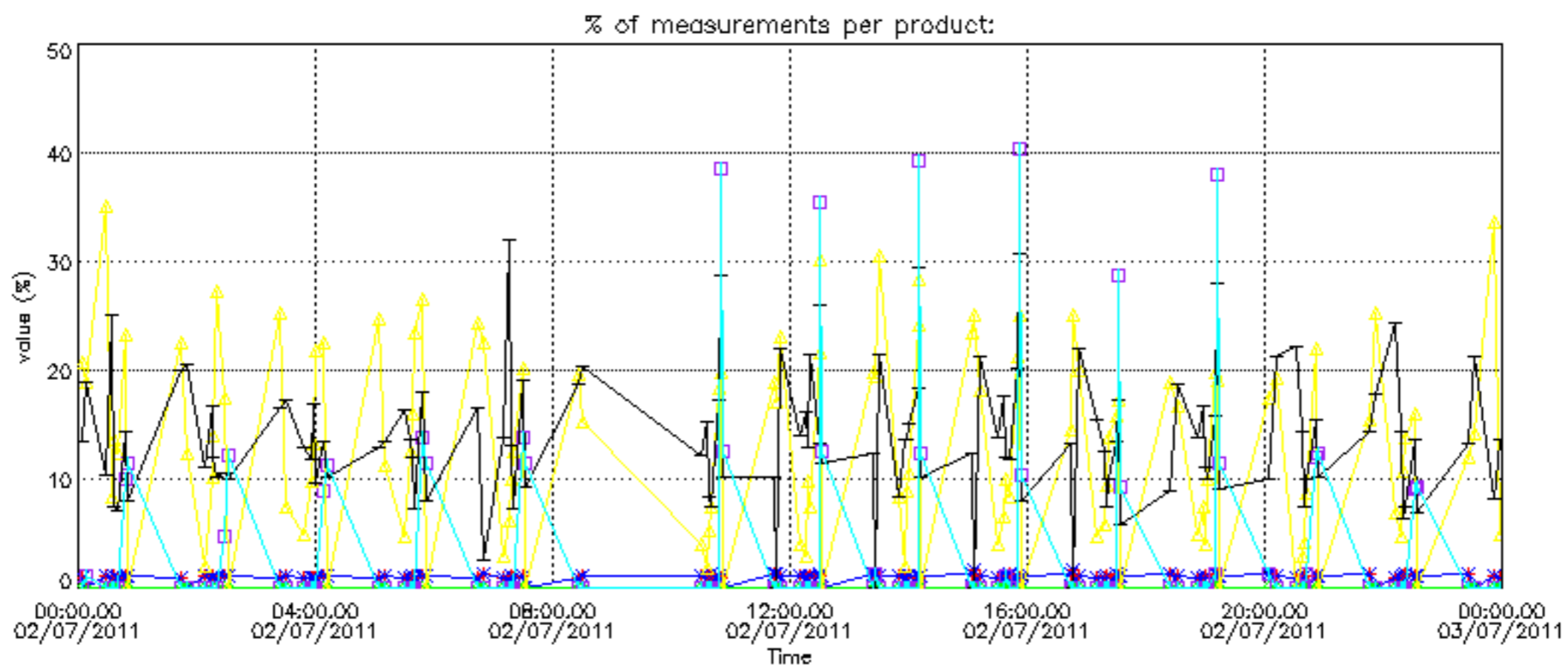


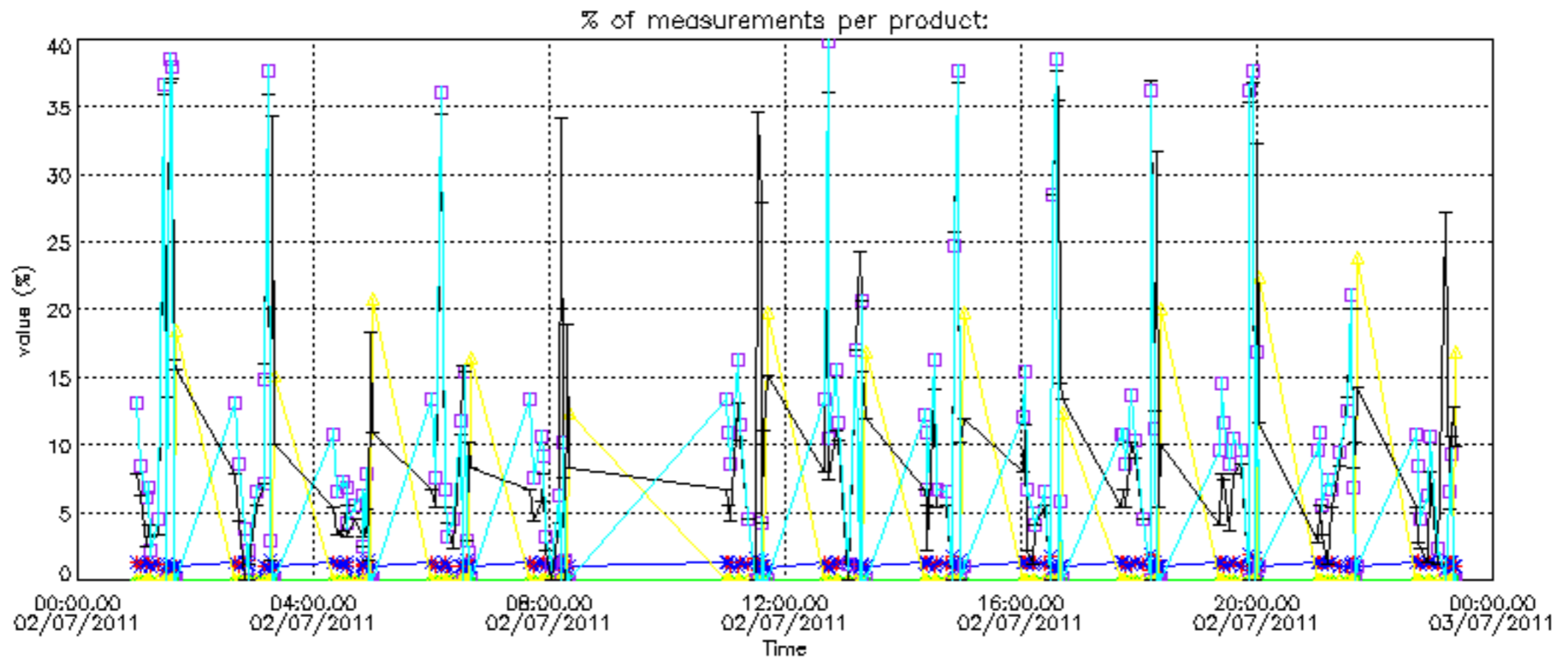
Percentage of flagged data per NO2 profile



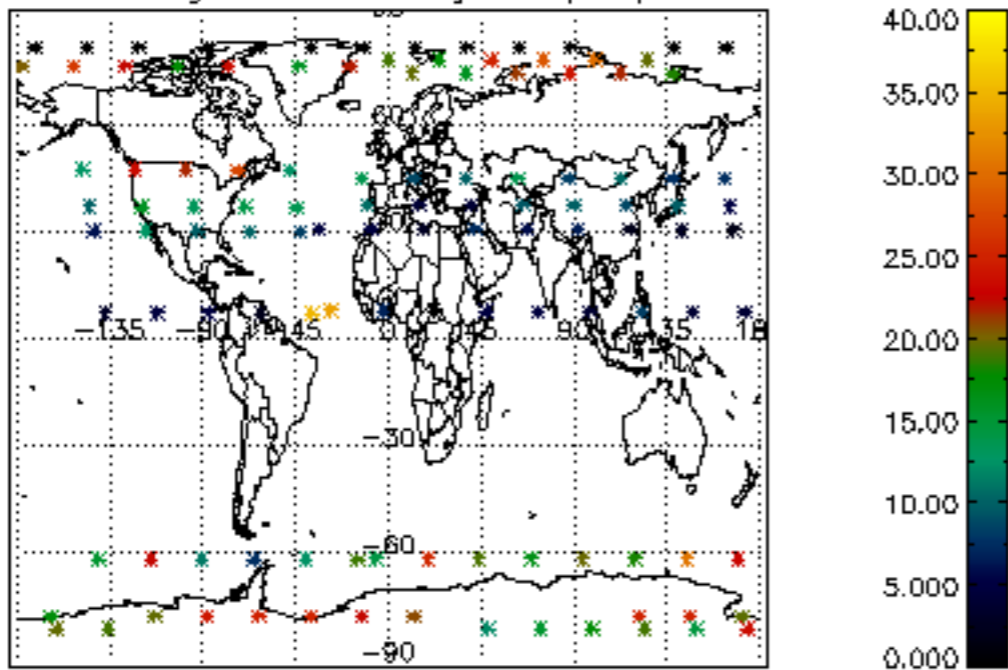
Percentage of flagged data per NO3 profile



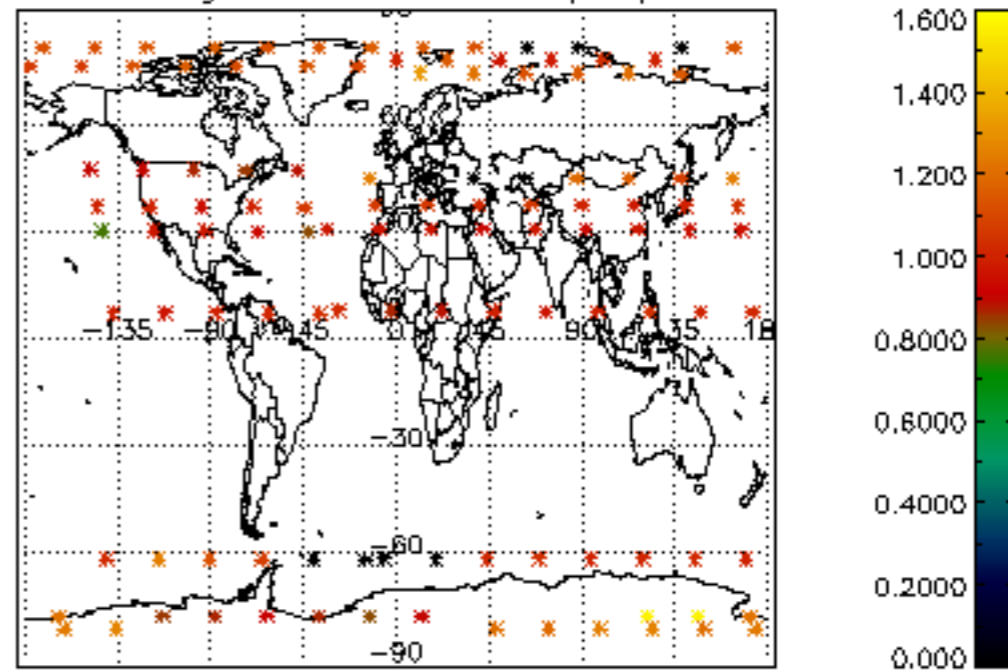




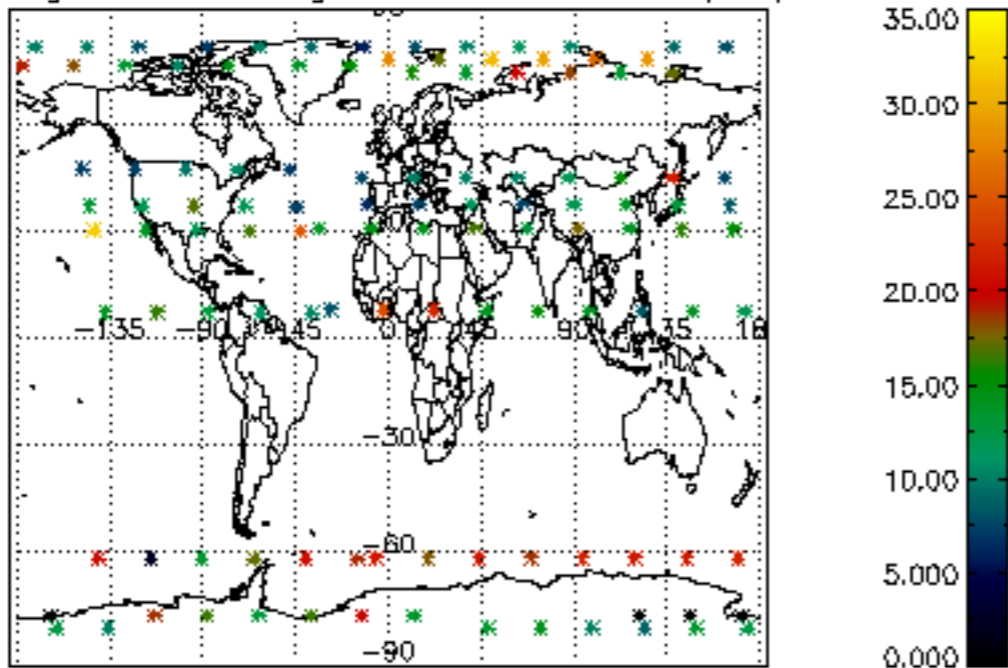
Percentage of cosmic ray hits per profile



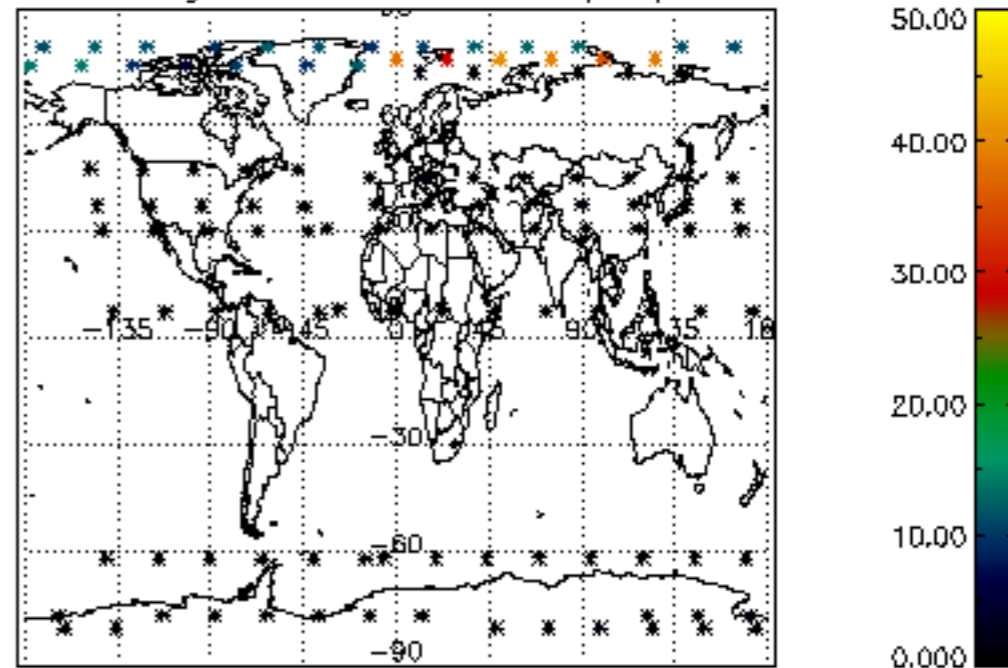
Percentage of datation errors per profile



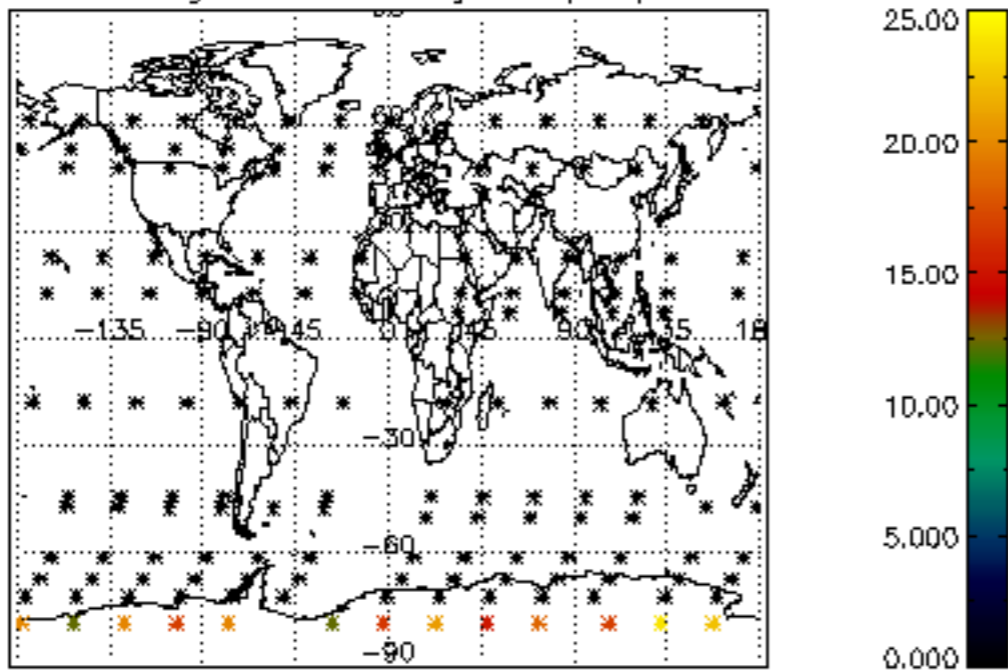
Percentage of star falling outside central band per profile



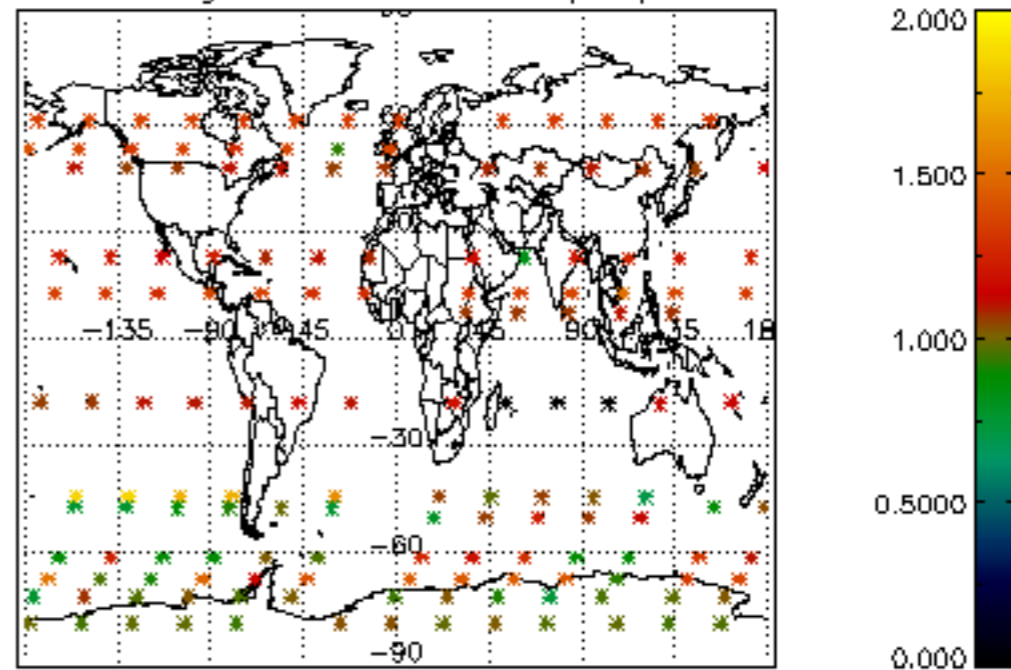
Percentage of saturation errors per profile



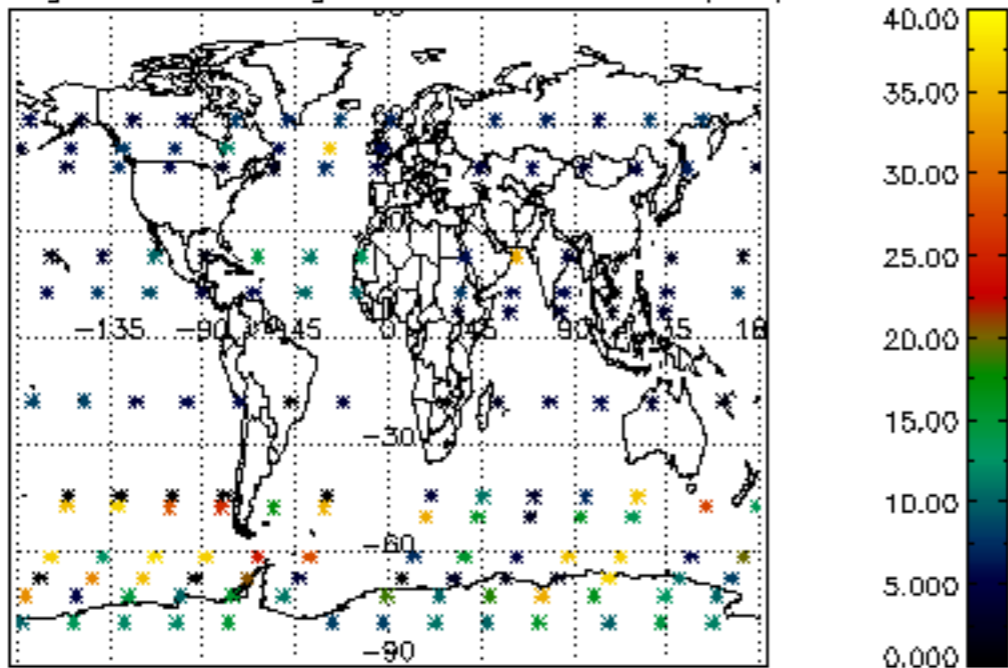
Percentage of cosmic ray hits per profile



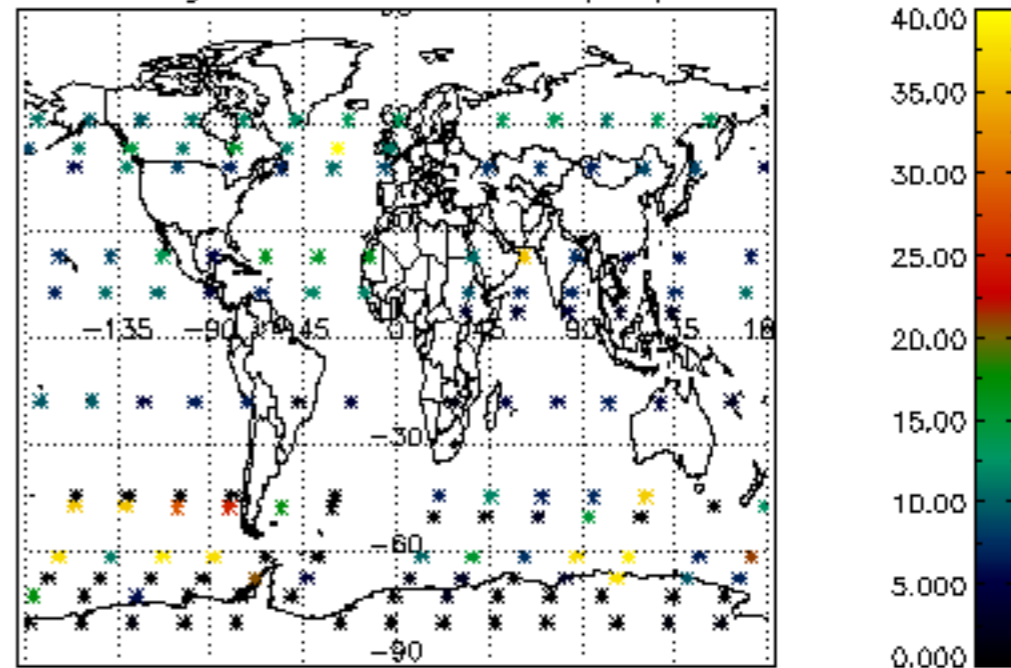
Percentage of datation errors per profile

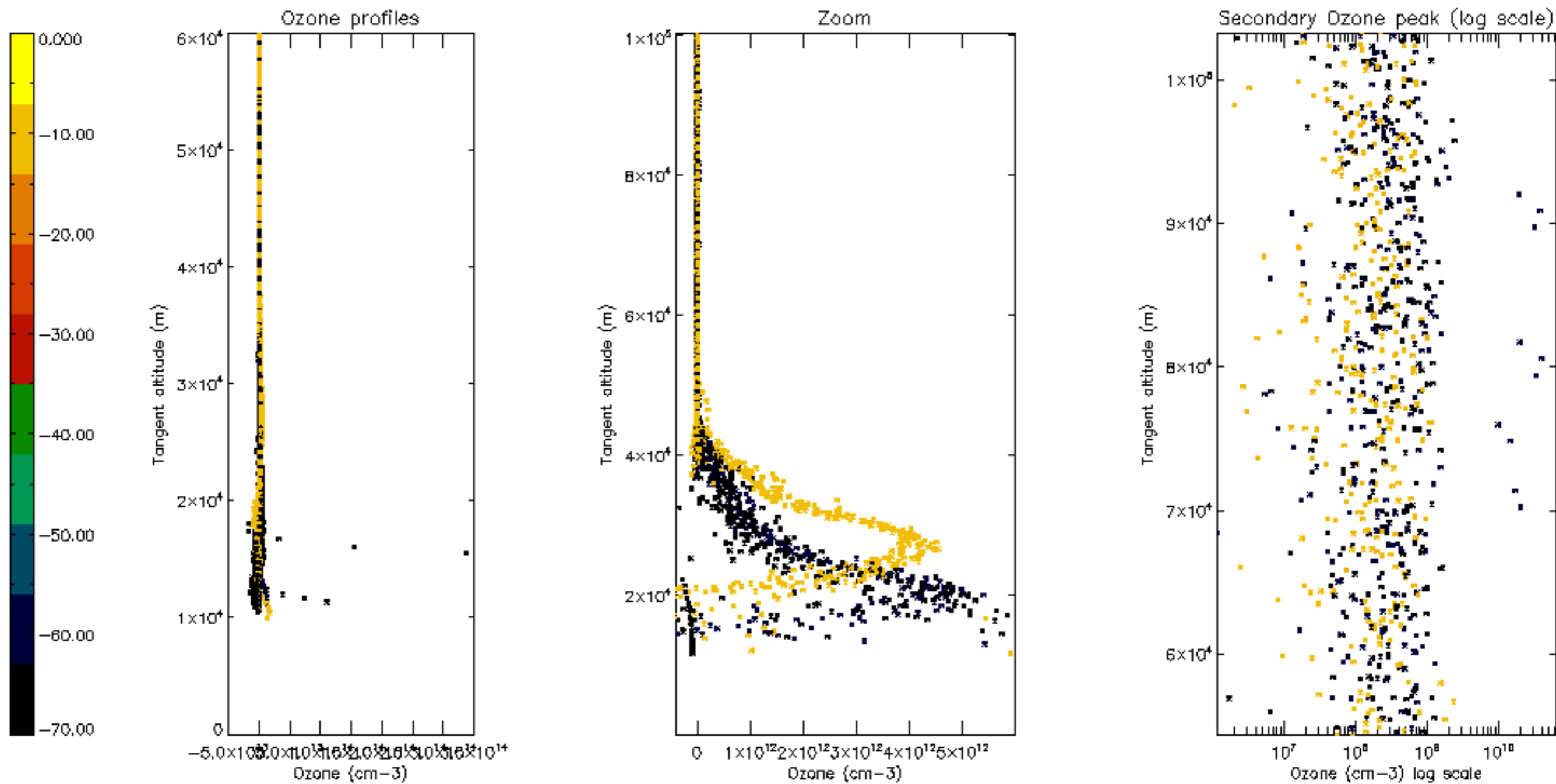


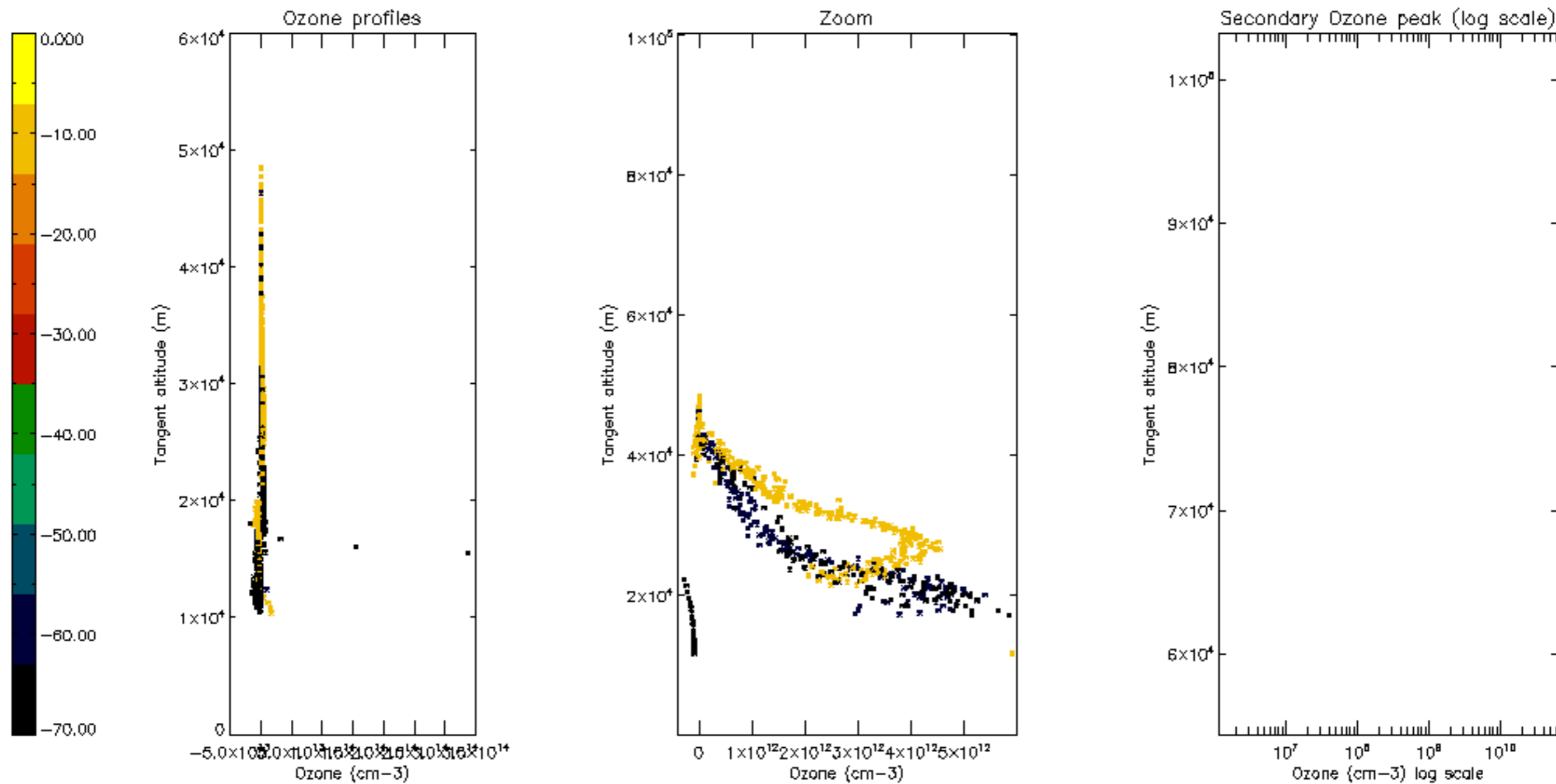
Percentage of star falling outside central band per profile

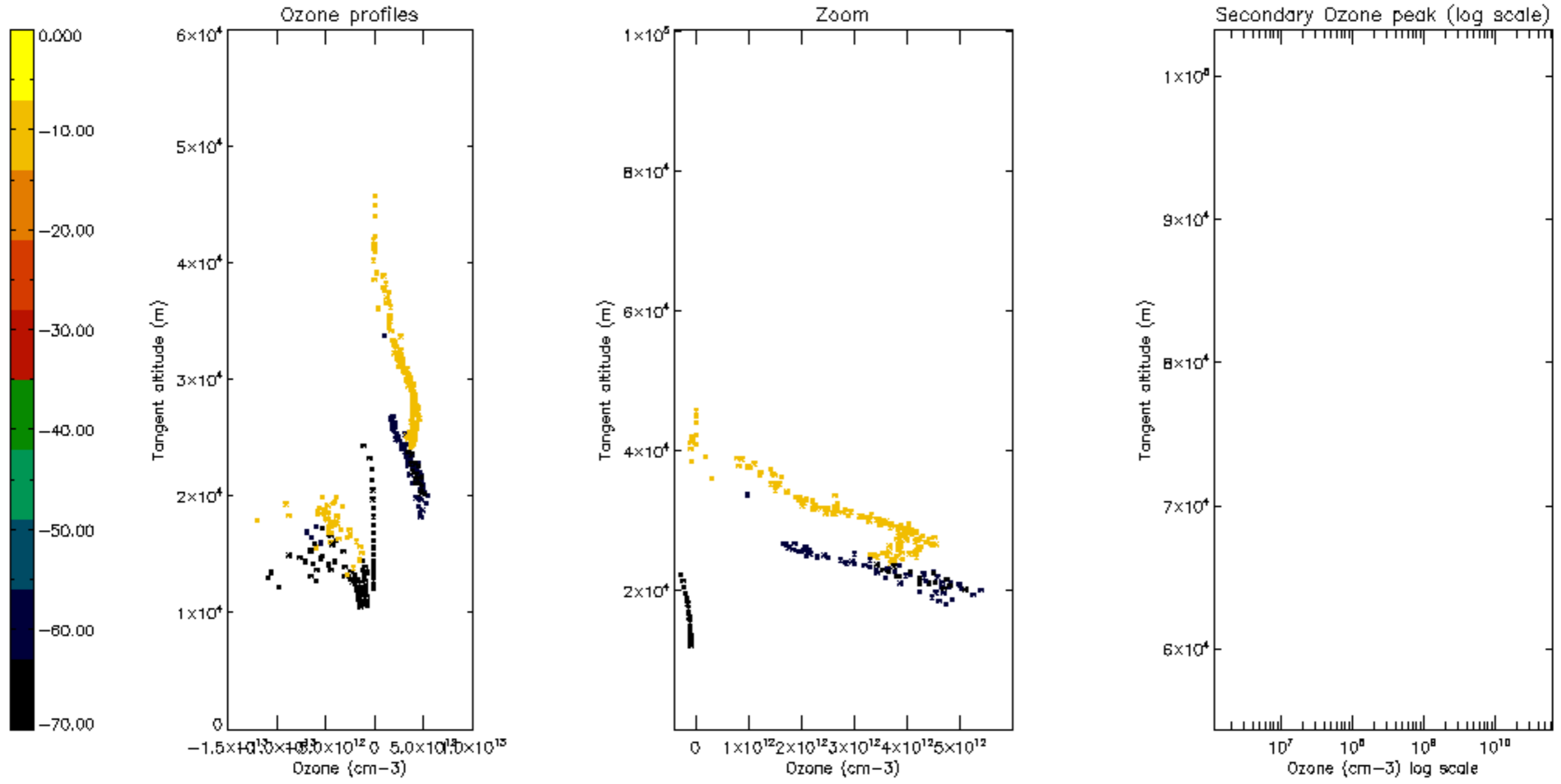


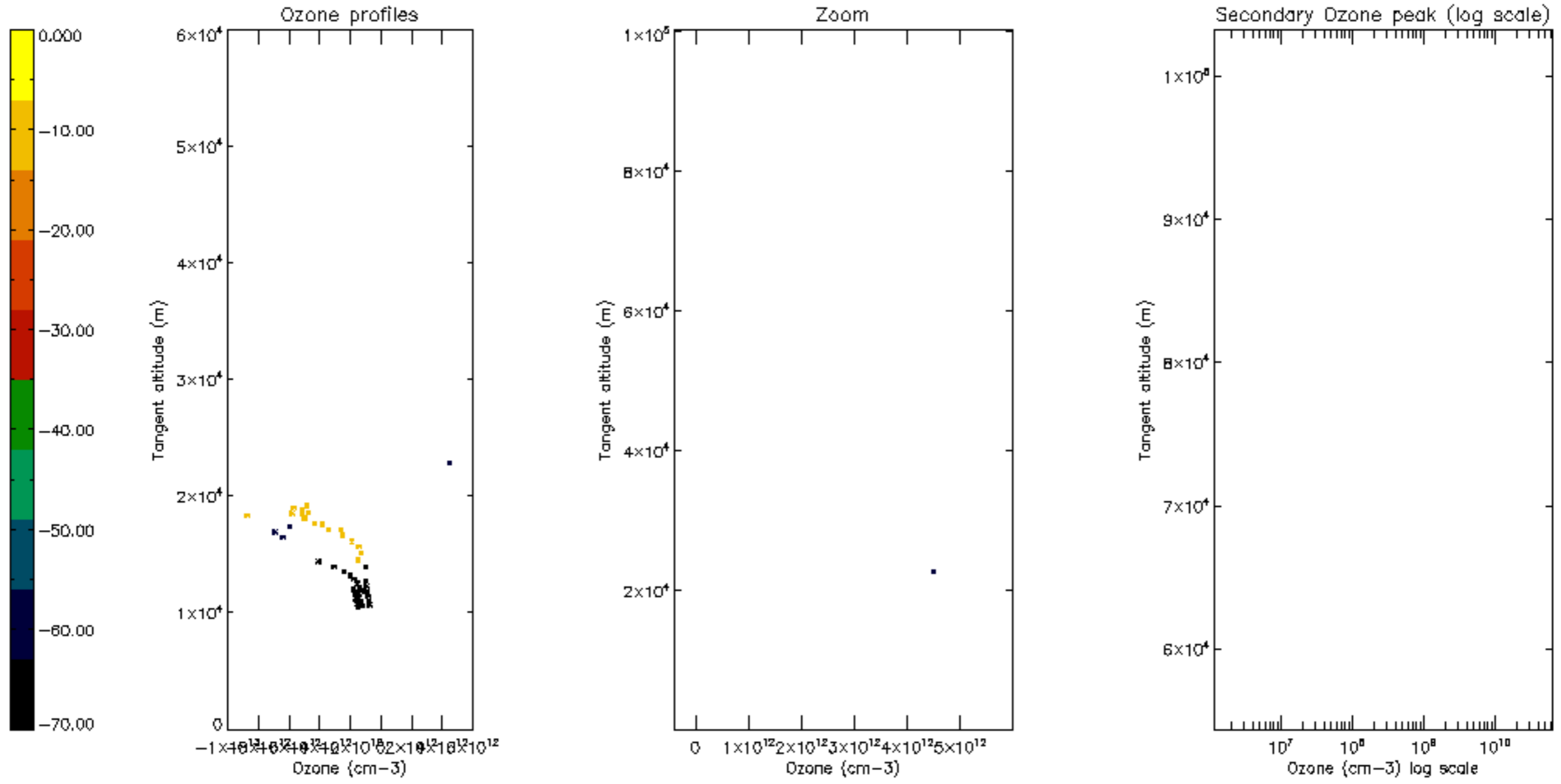
Percentage of saturation errors per profile

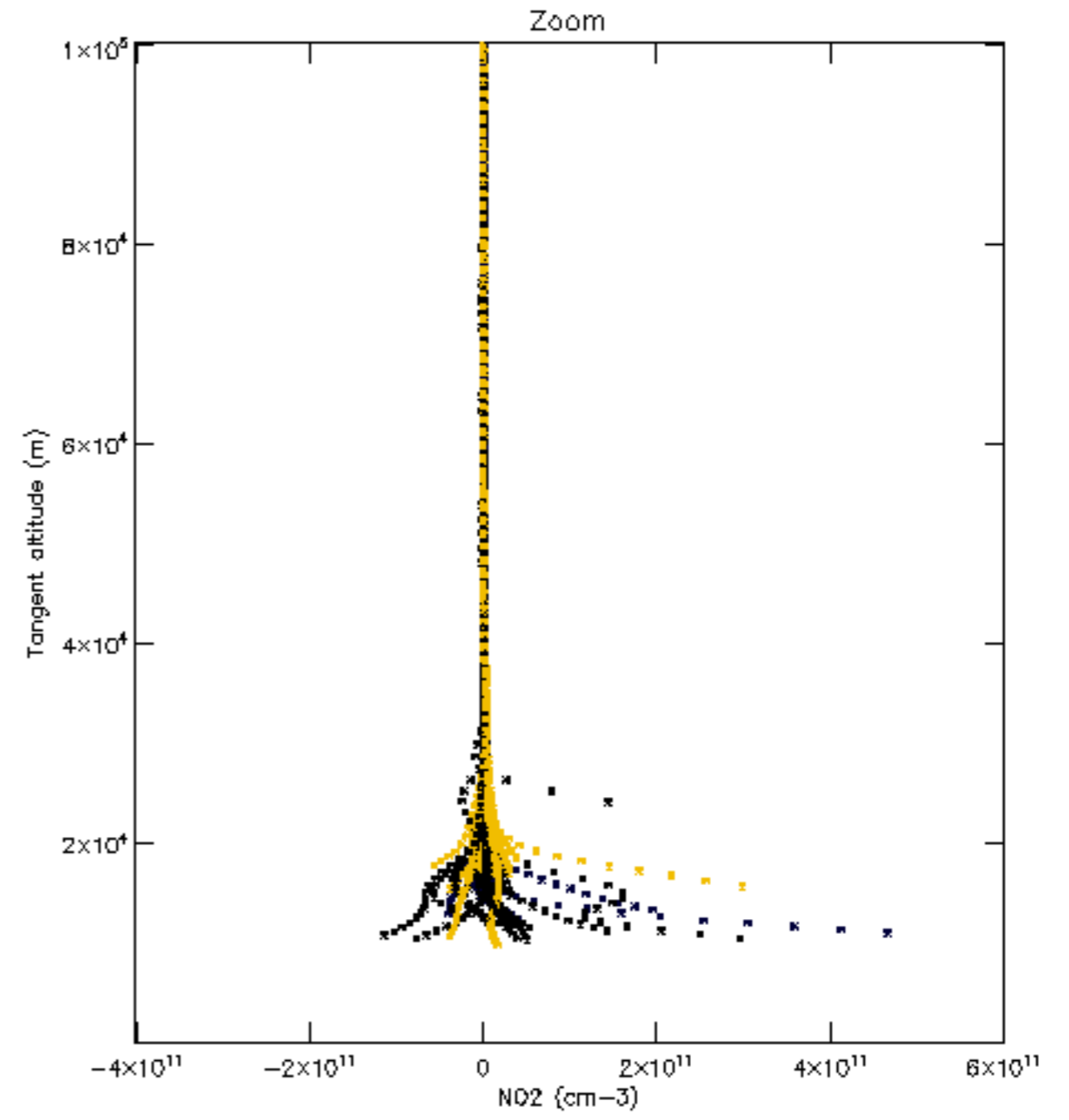
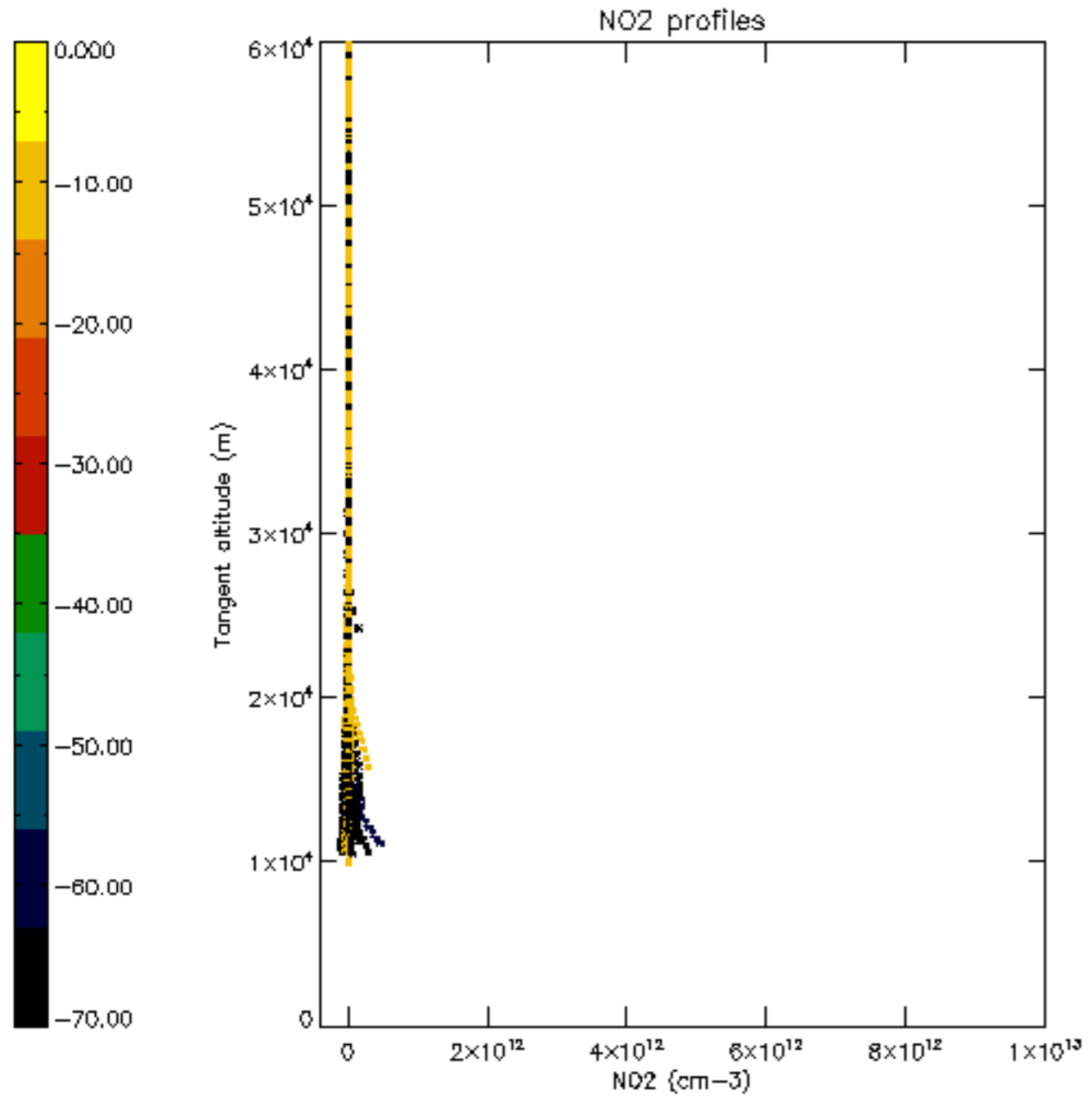


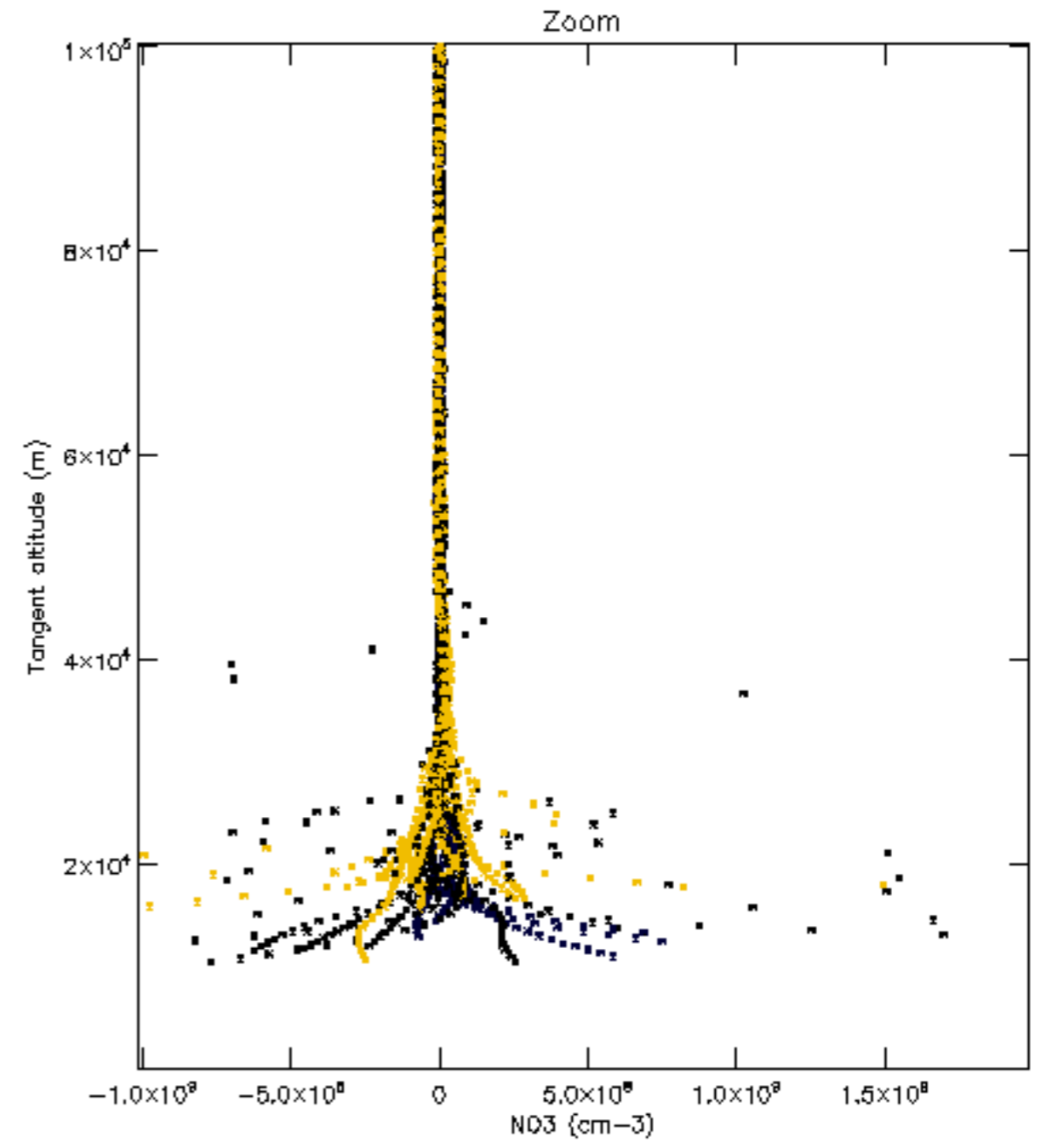
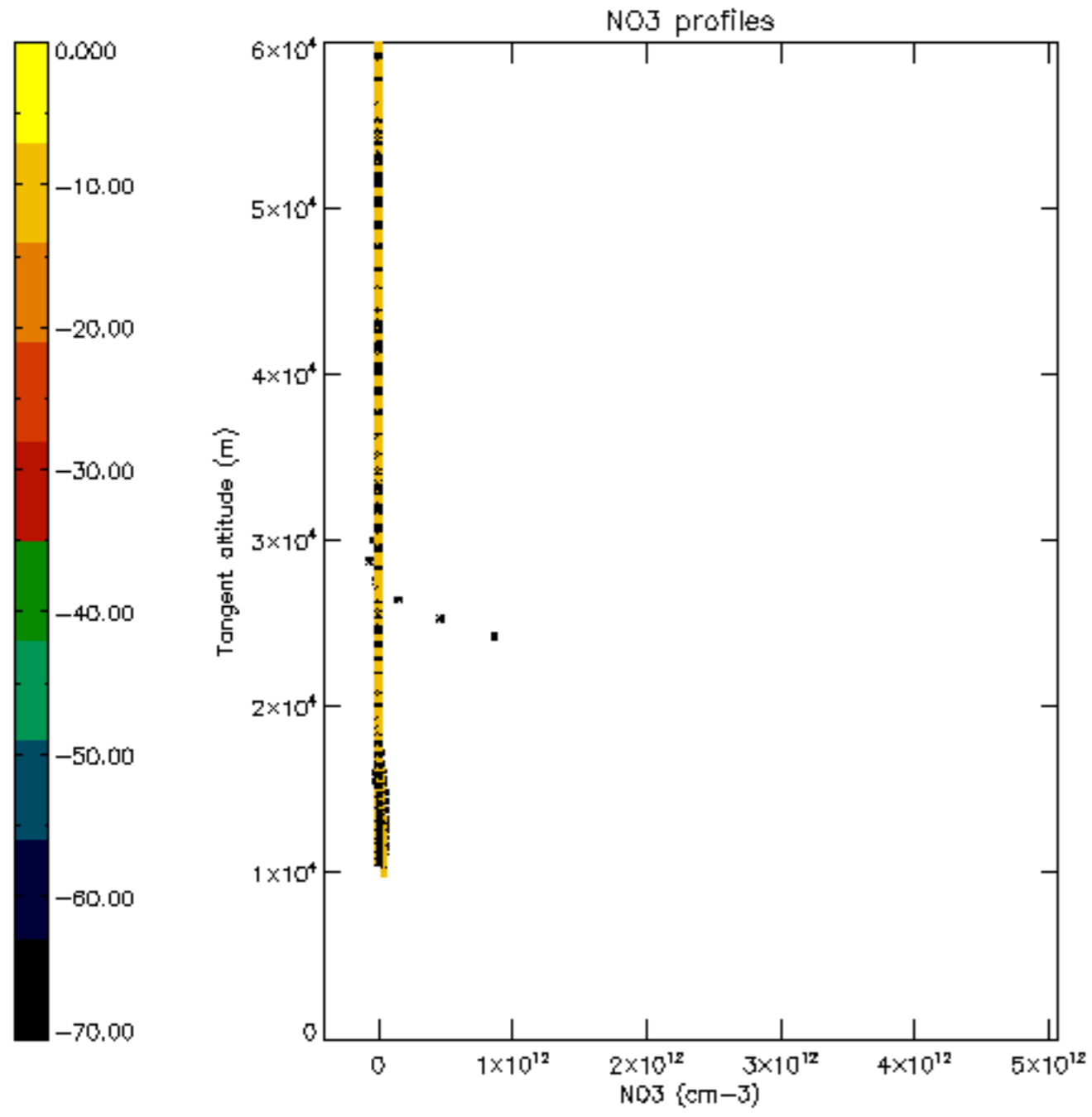


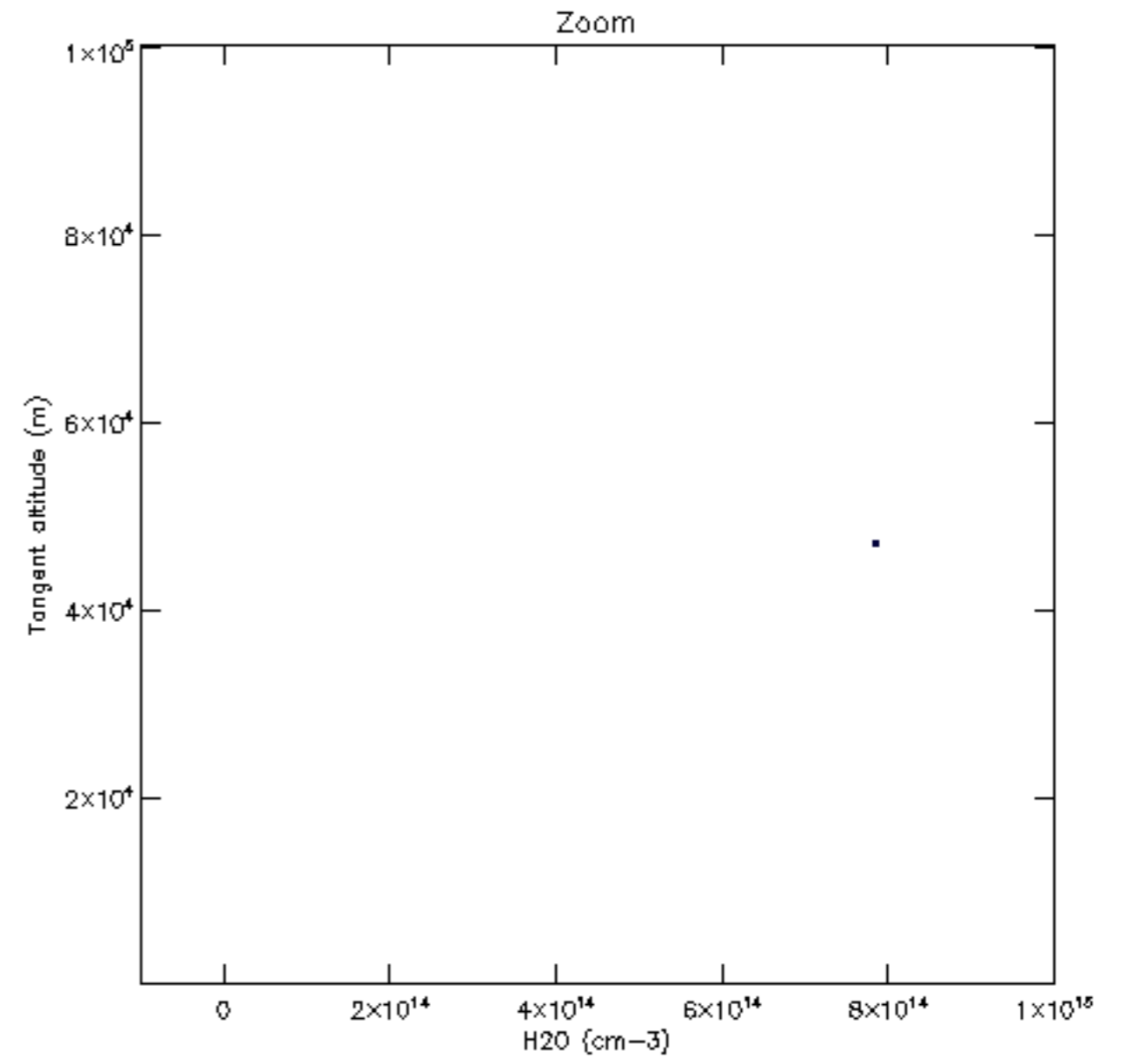
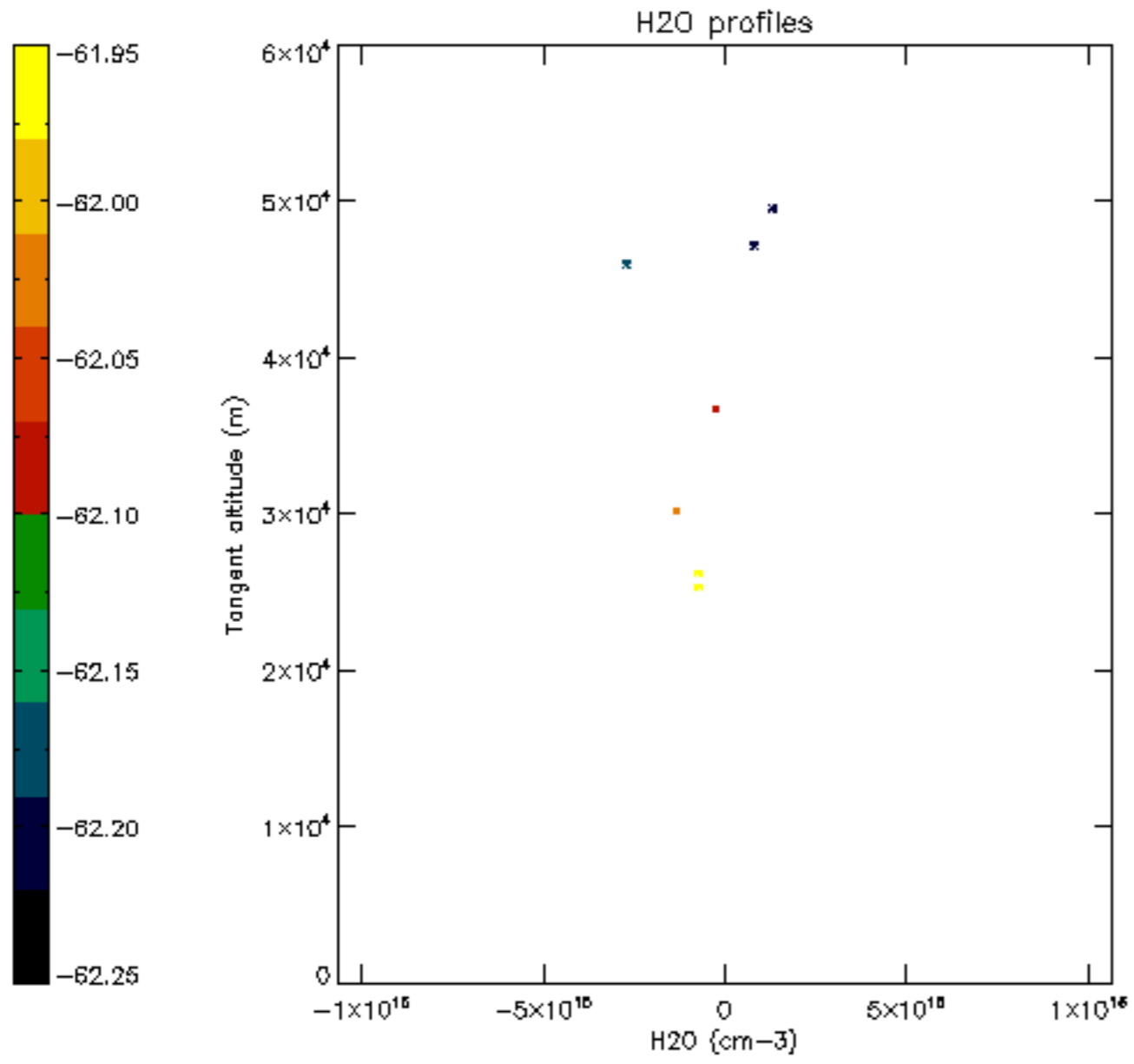


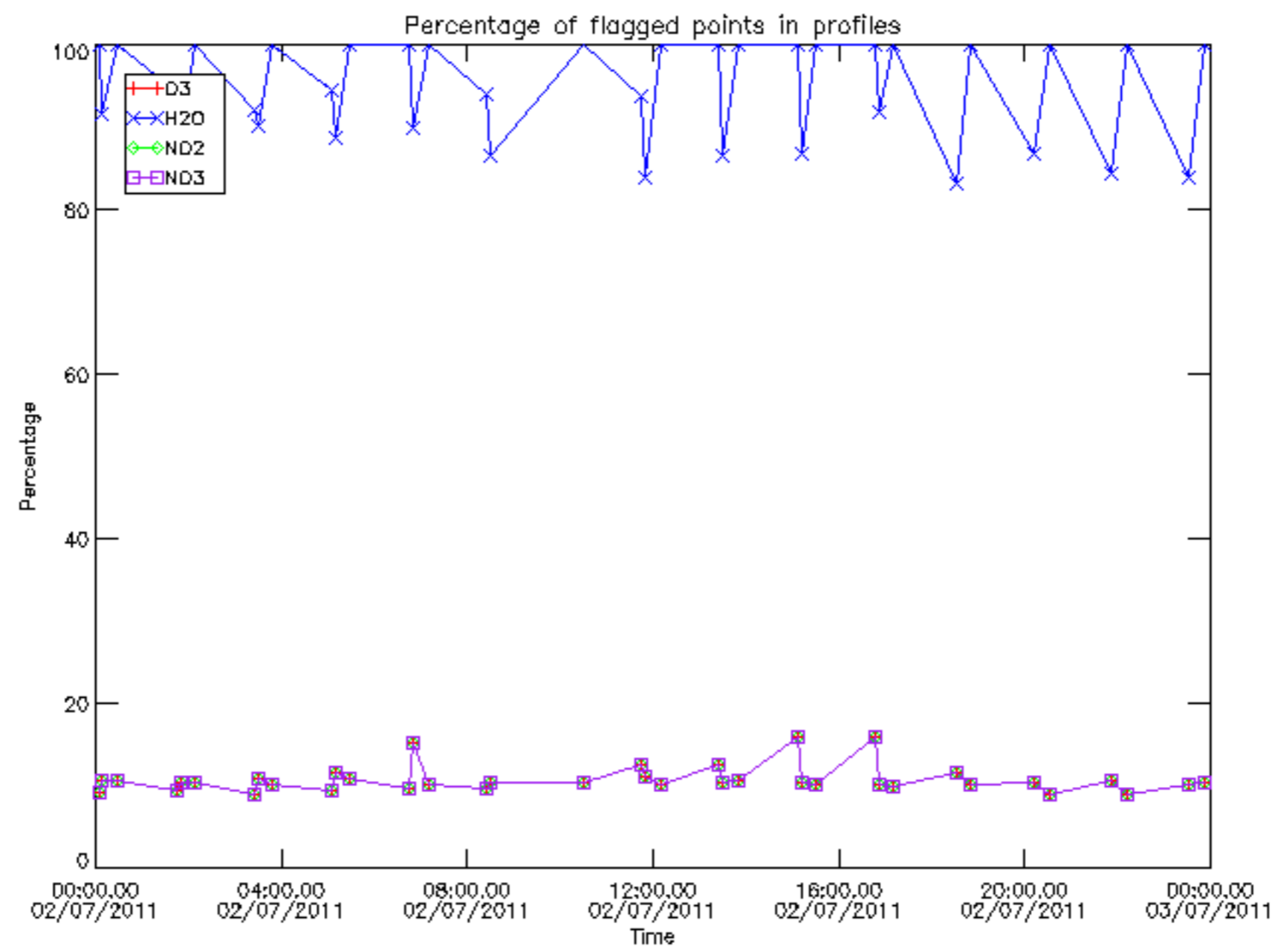




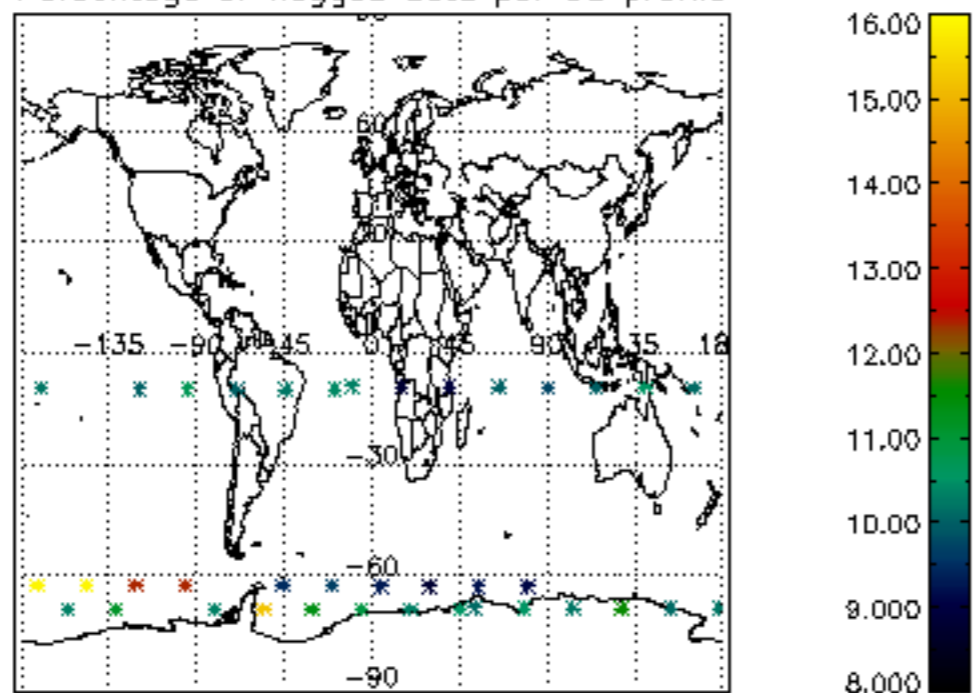




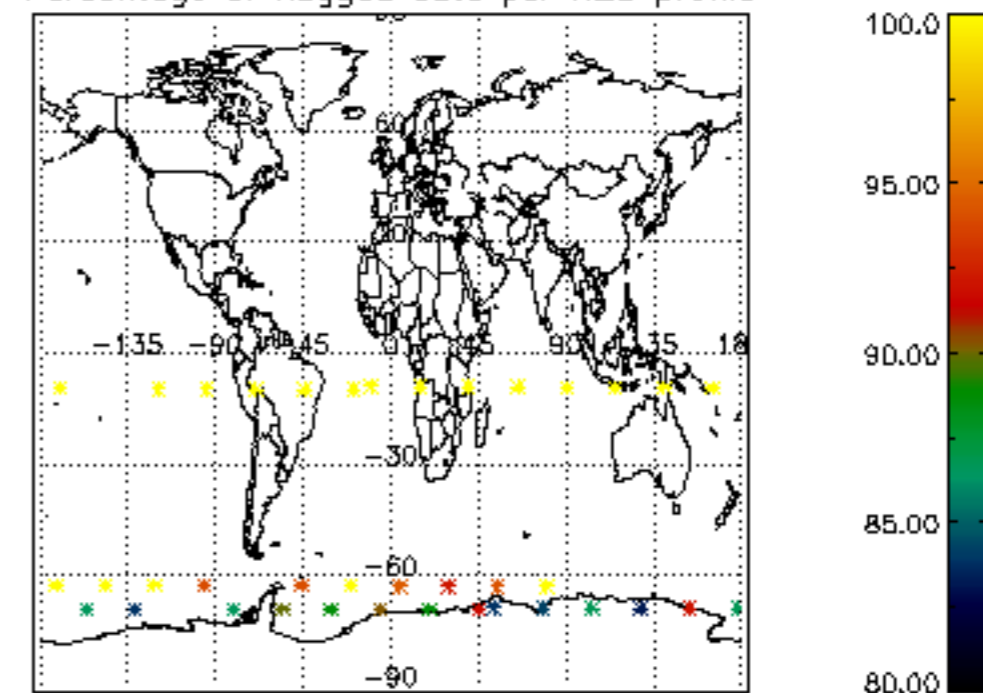




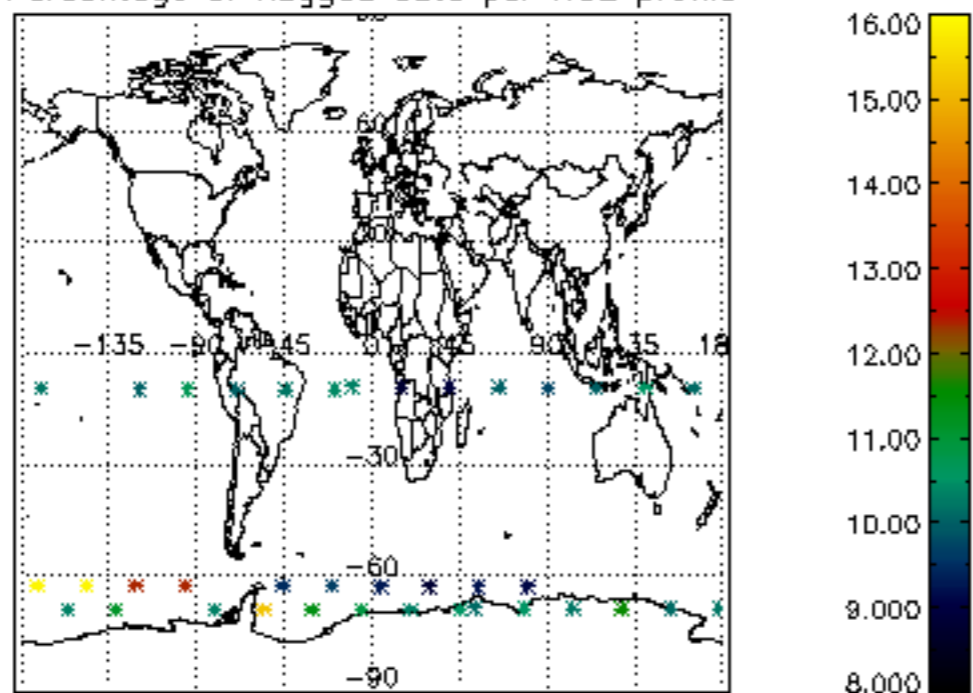
Percentage of flagged data per D3 profile



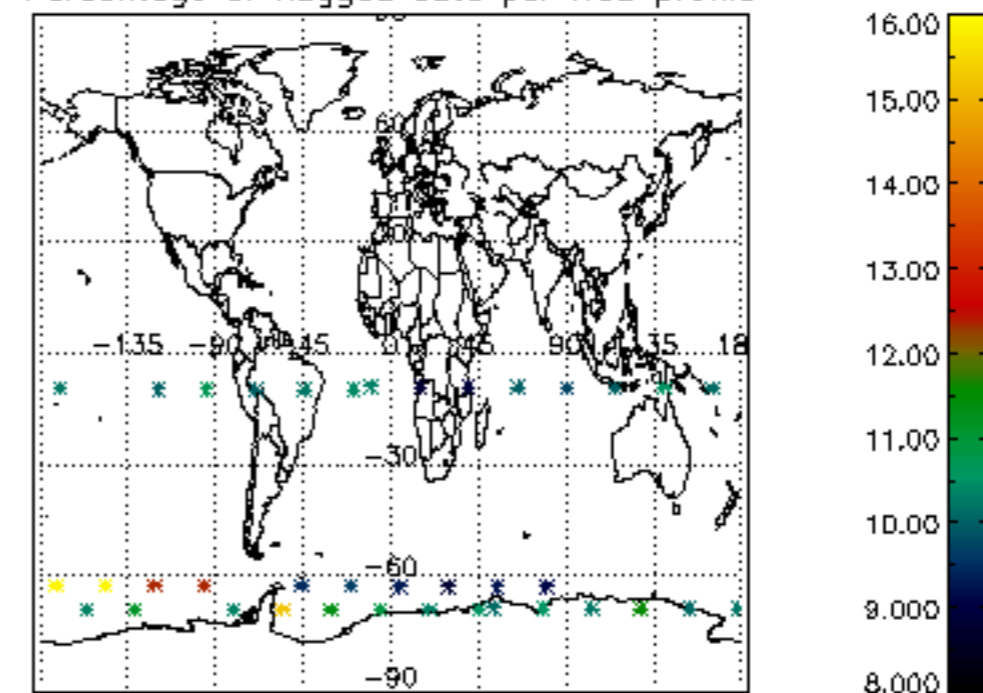
Percentage of flagged data per H2O profile

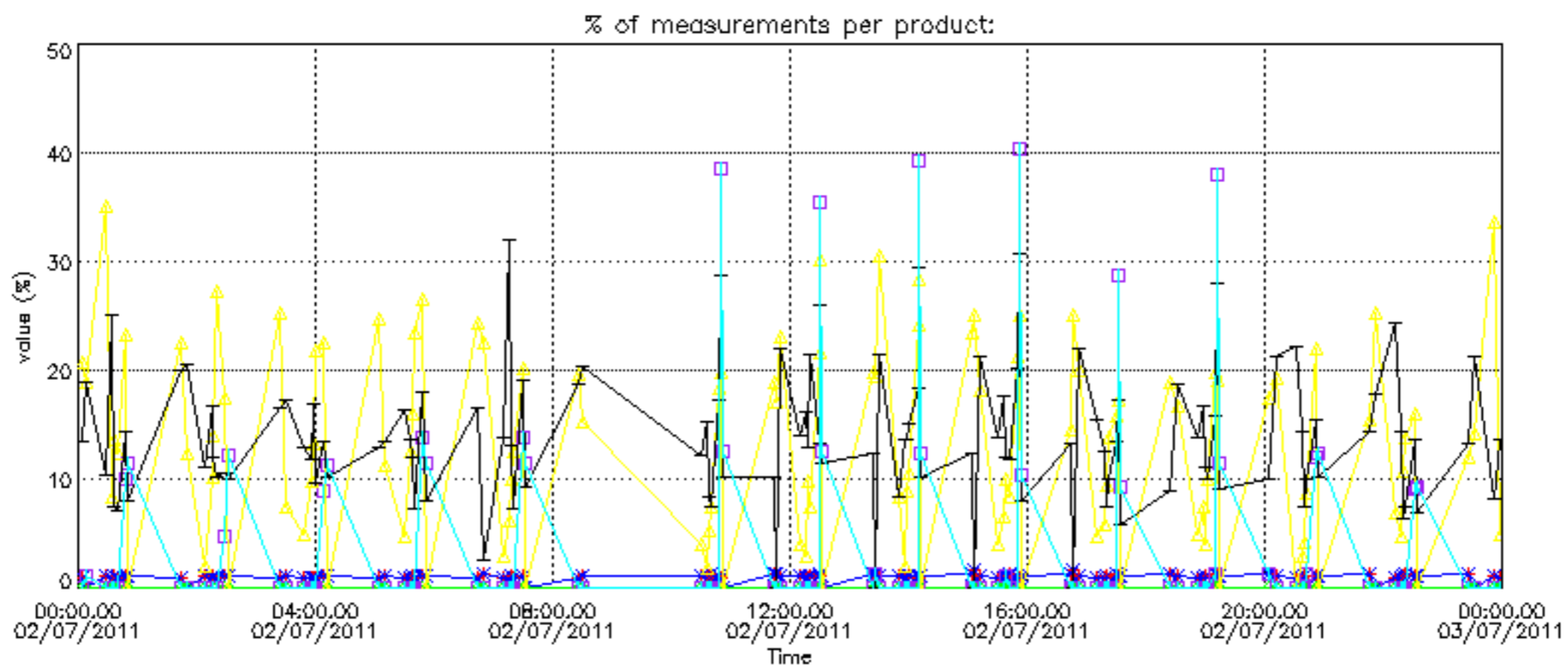


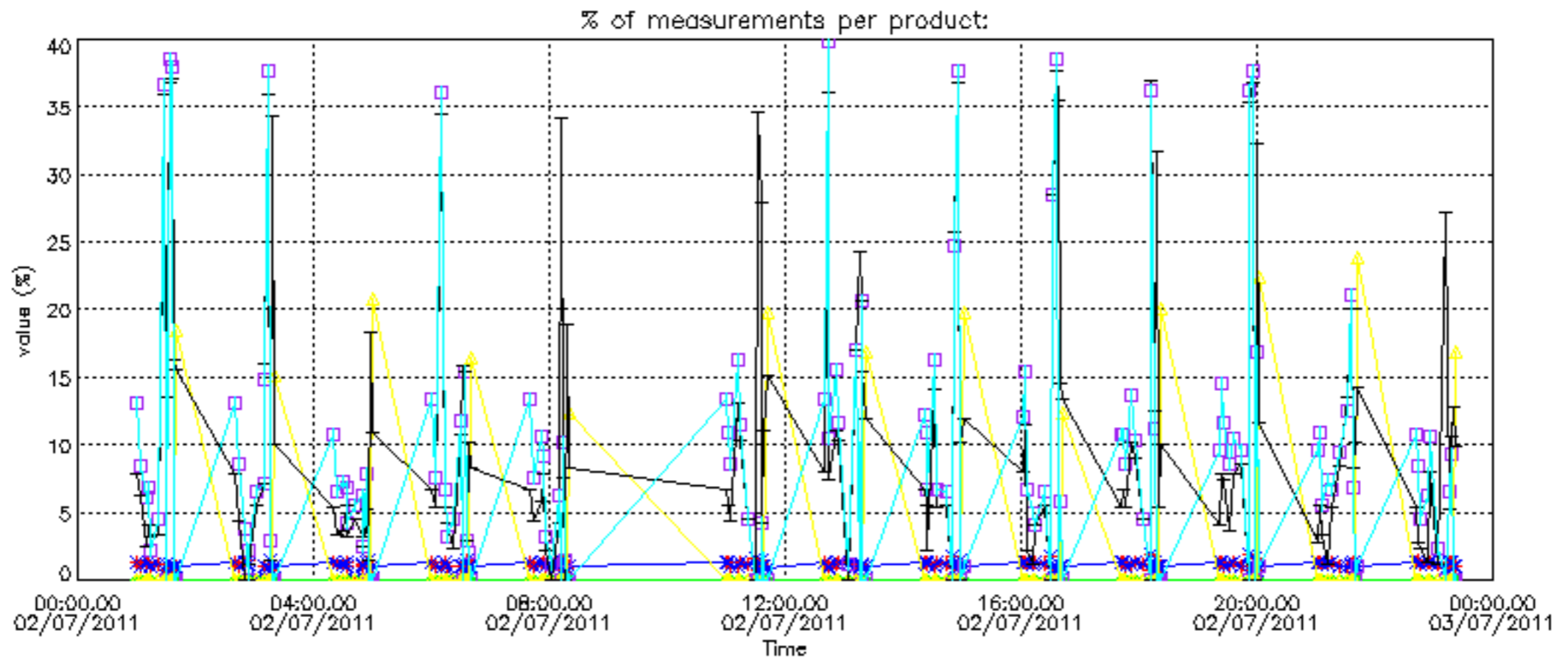
Percentage of flagged data per NO2 profile



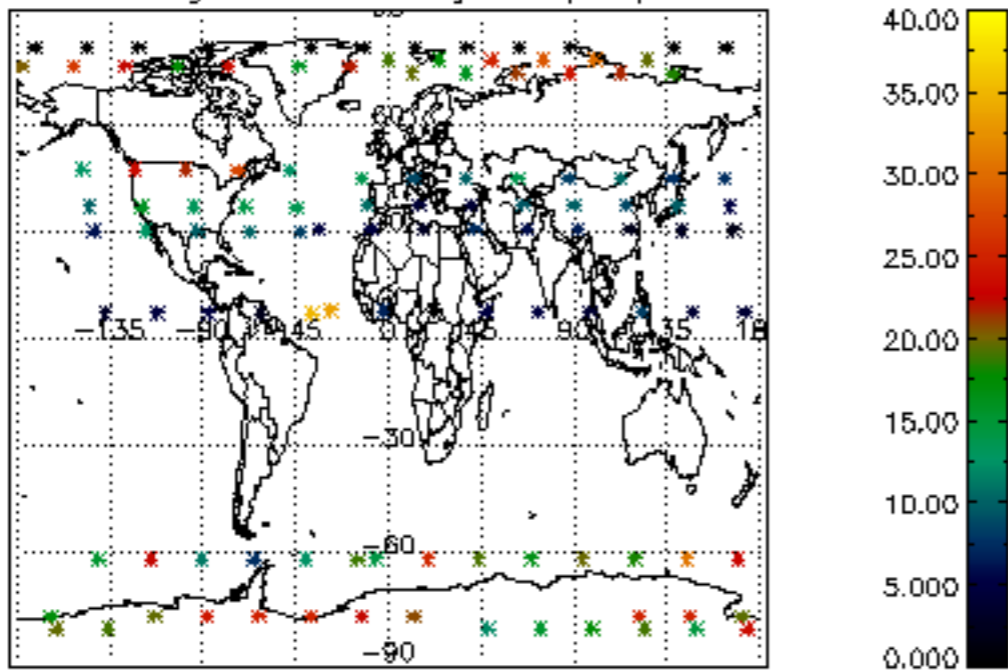
Percentage of flagged data per NO3 profile



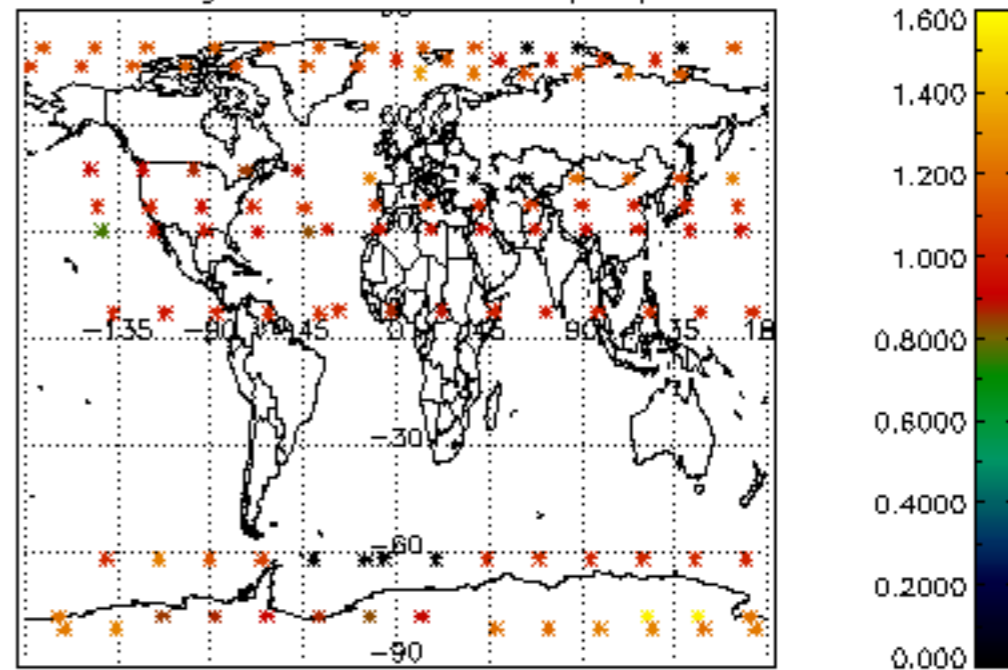




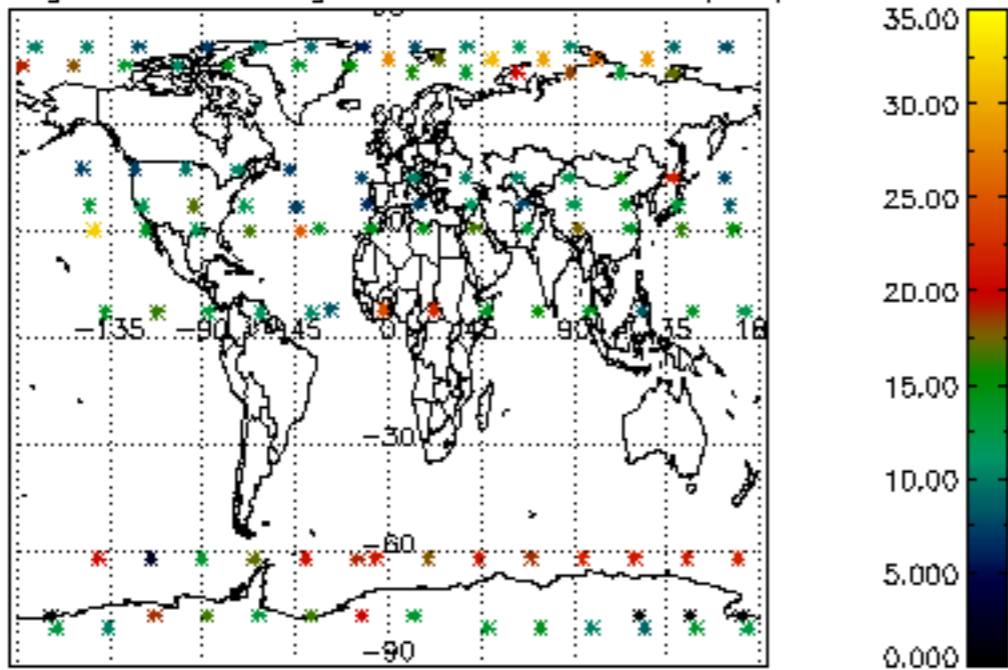
Percentage of cosmic ray hits per profile



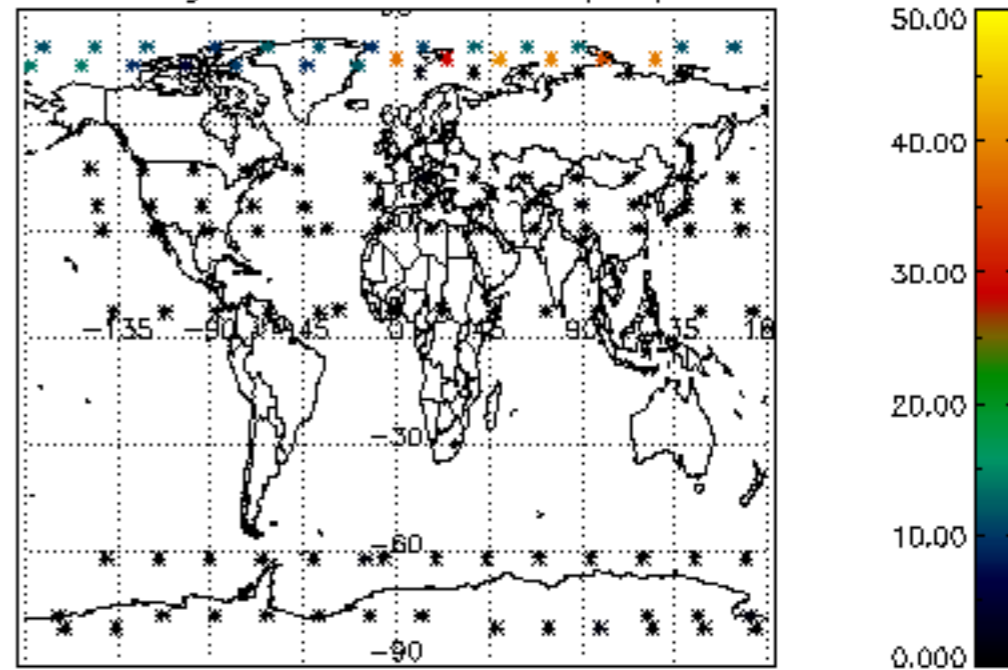
Percentage of datation errors per profile



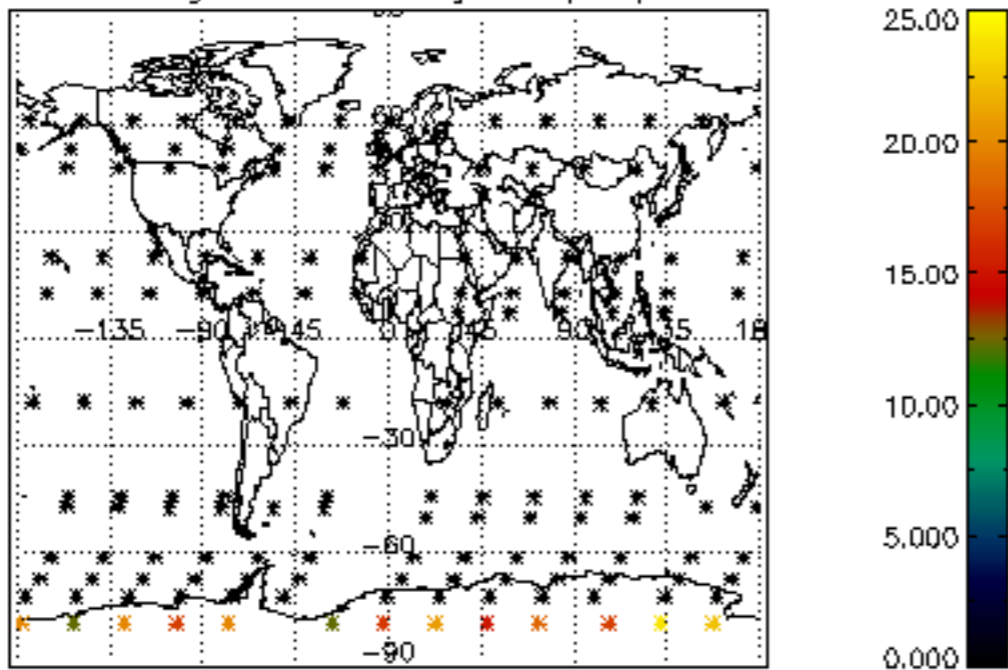
Percentage of star falling outside central band per profile



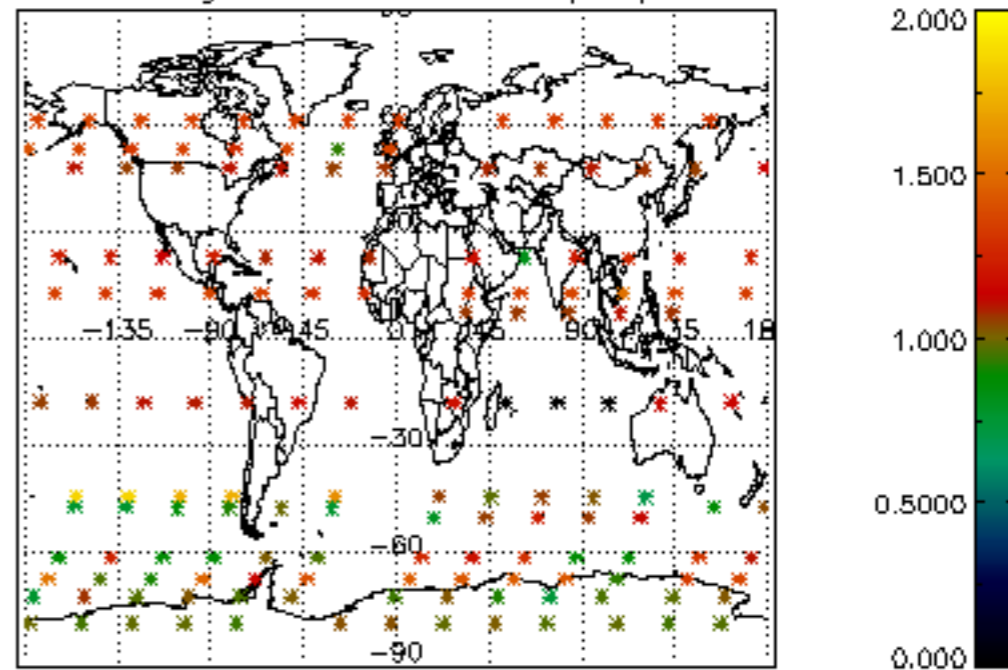
Percentage of saturation errors per profile



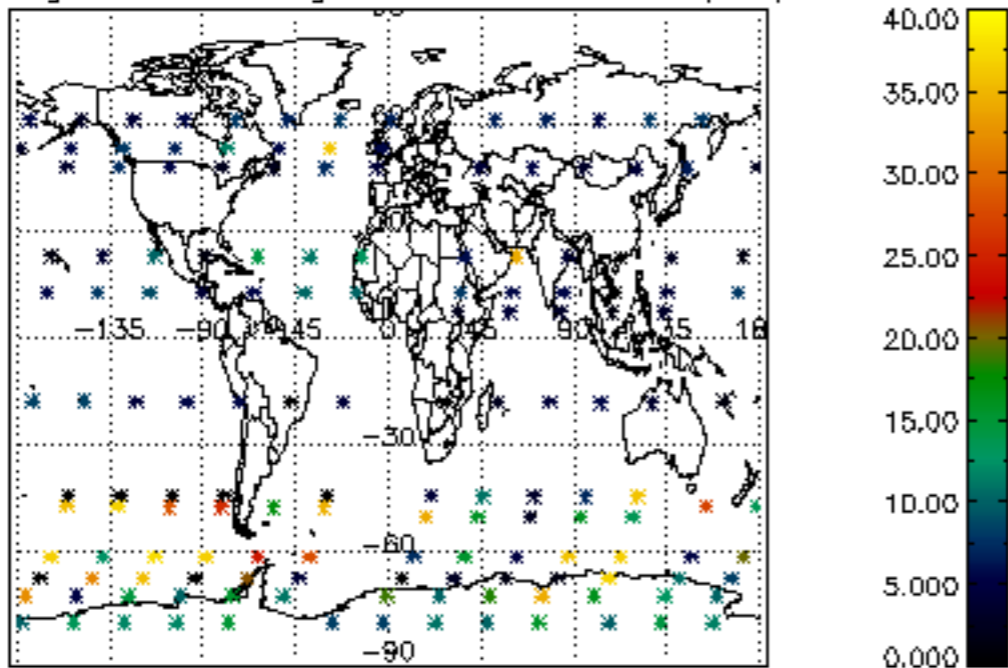
Percentage of cosmic ray hits per profile



Percentage of datation errors per profile



Percentage of star falling outside central band per profile



Percentage of saturation errors per profile

