

GOMOS Level 2 Daily Report

SUMMARY

[1. General Info](#)

[2. Summary of processed GOM_NL_2P products](#)

[3. Level 2 Quality information per product](#)

[3.1 Plot of level 2 quality information per product \(time dependant\)](#)

[3.2 Plot of level 2 quality information per product \(world map\)](#)

[4. Level 1 Quality information per product \(stored on level 2 products\)](#)

[4.1 Plot of level 1 quality information per product \(time dependant\)](#)

[4.1.1 Plot of level 1 quality information per product \(time dependant\): ASCENDING](#)

[4.1.2 Plot of level 1 quality information per product \(time dependant\): DESCENDING](#)

[4.2 Plot of level 1 quality information per product \(world map\)](#)

[4.2.1 Plot of level 1 quality information per product \(world map\): ASCENDING](#)

[4.2.2 Plot of level 1 quality information per product \(world map\): DESCENDING](#)

[5. Ozone profiles based on quality statistics and other trace gas profiles](#)

[5.1 Ozone statistics based on quality of products](#)

[5.2 Plot ozone profiles for all STD \(dark without errors\)](#)

[5.3 Plot ozone profiles where STD < 20% \(dark without errors\)](#)

[5.4. Plot ozone profiles where STD < 10% \(dark without errors\)](#)

[5.5. Plot ozone profiles where STD < 5% \(dark without errors\)](#)

[5.6 Plot NO2 profiles for all STD \(dark without errors\)](#)

[5.7 Plot NO3 profiles for all STD \(dark without errors\)](#)

[5.8 Plot H2O profiles \(only for occultations of stars 1,2,3,4,13,14,16,26,63 dark without errors\) for all STD](#)

[6. Auxiliary Data Files used for the production reported in section 2](#)

This report presents the daily analysis on parameters extracted from GOMOS level 2 data (GOM_NL__2P). It is intended to monitor some important parameters that will impact the quality of these products. A list of level 2 products (and content) that have arrived during the reporting day to the PCF is also given.

Item	Value
Time of report generation	24APR2013 15:20:20
Data source version	GOMOS/6.01
Start time of products	01-07-2011 (01JUL2011 00:00:00)
Stop time of products	02-07-2011 (02JUL2011 00:00:00)
Store outputs in DB	Yes
Nb of level 2 prods	299
Nb of prods with errors	0

2. Summary of processed GOM_NL__2P products.

Nr	Filename	UTC Start time	Limb	Duration	Star Id	Star Name	Star Mag	Star Temp	Nb Meas	Orbit	Prod. error
1	GOM_NL__2PRFIN20110701_000643_000000513104_00088_48809_1020.N1	01-JUL-2011 00:06:43	Bright	50.500	5	3Alp Lyr	0.033000	11000.	101	48809	No
2	GOM_NL__2PRFIN20110701_000923_000000343104_00088_48809_1021.N1	01-JUL-2011 00:09:23	Bright	34.000	130	23Bet Dra	2.7990	5800.0	68	48809	No
3	GOM_NL__2PRFIN20110701_001108_000000483104_00088_48809_1022.N1	01-JUL-2011 00:11:08	Bright	48.000	144	18Del Cyg	2.8600	11000.	96	48809	No
4	GOM_NL__2PRFIN20110701_001809_000000463104_00088_48809_1023.N1	01-JUL-2011 00:18:09	Bright	45.500	89	5Alp Cep	2.4510	8000.0	91	48809	No
5	GOM_NL__2PRFIN20110701_002530_000000603104_00088_48809_1024.N1	01-JUL-2011 00:25:30	Bright	60.000	74	11Bet Cas	2.2680	6600.0	120	48809	No
6	GOM_NL__2PRFIN20110701_002705_000000423104_00088_48809_1025.N1	01-JUL-2011 00:27:05	Bright	41.500	110	37Del Cas	2.6780	8900.0	83	48809	No
7	GOM_NL__2PRFIN20110701_003013_000000473104_00088_48809_1026.N1	01-JUL-2011 00:30:13	Bright	47.000	160	23Gam Per	2.9300	4700.0	94	48809	No
8	GOM_NL__2PRFIN20110701_003157_000000533104_00088_48809_1027.N1	01-JUL-2011 00:31:57	Bright	52.500	175	39Del Per	3.0100	19400.	105	48809	No
9	GOM_NL__2PRFIN20110701_003335_000000483104_00088_48809_1028.N1	01-JUL-2011 00:33:35	Bright	48.000	73	57Gam1And	2.2600	13100.	96	48809	No
10	GOM_NL__2PRFIN20110701_003614_000000513104_00088_48809_1029.N1	01-JUL-2011 00:36:14	Twilight	50.500	173	4Bet Tri	3.0040	8900.0	101	48809	No
11	GOM_NL__2PRFIN20110701_004030_000000593104_00088_48809_1030.N1	01-JUL-2011 00:40:30	Dark	58.500	50	13Alp Ari	2.0070	4250.0	117	48809	No
12	GOM_NL__2PRFIN20110701_004530_000000493104_00088_48809_1031.N1	01-JUL-2011 00:45:30	Dark	49.000	94	92Alp Cet	2.5260	3100.0	98	48809	No
13	GOM_NL__2PRFIN20110701_010449_000000603104_00089_48810_1011.N1	01-JUL-2011 01:04:49	Dark	60.000	84	Alp Phe	2.3970	4500.0	120	48810	No
14	GOM_NL__2PRFIN20110701_011116_000000653104_00089_48810_1012.N1	01-JUL-2011 01:11:16	Straylight	65.000	63	Bet Gru	2.1500	2800.0	130	48810	No
15	GOM_NL__2PRFIN20110701_011311_000000493104_00089_48810_1013.N1	01-JUL-2011 01:13:11	Straylight	49.000	31	Alp Gru	1.7340	15200.	98	48810	No
16	GOM_NL__2PRFIN20110701_011529_000000503104_00089_48810_1014.N1	01-JUL-2011 01:15:29	Straylight	49.500	45	Alp Pav	1.9400	26000.	99	48810	No
17	GOM_NL__2PRFIN20110701_012454_000000483104_00089_48810_1015.N1	01-JUL-2011 01:24:54	Twilight	47.500	103	38Zet Sgr	2.6000	9700.0	95	48810	No
18	GOM_NL__2PRFIN20110701_012738_000000443104_00089_48810_1016.N1	01-JUL-2011 01:27:38	Bright	44.000	155	41Pi Sgr	2.9000	6600.0	88	48810	No
19	GOM_NL__2PRFIN20110701_013555_000000393104_00089_48810_1017.N1	01-JUL-2011 01:35:55	Bright	38.500	126	60Bet Oph	2.7700	4250.0	77	48810	No
20	GOM_NL__2PRFIN20110701_013814_000000383104_00089_48810_1018.N1	01-JUL-2011 01:38:14	Bright	38.000	59	55Alp Oph	2.0800	8900.0	76	48810	No
21	GOM_NL__2PRFIN20110701_013957_000000483104_00089_48810_1019.N1	01-JUL-2011 01:39:57	Bright	48.000	168	17Zet Aql	2.9860	11000.	96	48810	No
22	GOM_NL__2PRFIN20110701_014656_000000413104_00089_48810_1020.N1	01-JUL-2011 01:46:56	Bright	41.000	5	3Alp Lyr	0.033000	11000.	82	48810	No
23	GOM_NL__2PRFIN20110701_014937_000000383104_00089_48810_1021.N1	01-JUL-2011 01:49:37	Bright	38.000	130	23Bet Dra	2.7990	5800.0	76	48810	No
24	GOM_NL__2PRFIN20110701_015120_000000463104_00089_48810_1022.N1	01-JUL-2011 01:51:20	Bright	46.000	144	18Del Cyg	2.8600	11000.	92	48810	No
25	GOM_NL__2PRFIN20110701_015822_000000453104_00089_48810_1023.N1	01-JUL-2011 01:58:22	Bright	44.500	89	5Alp Cep	2.4510	8000.0	89	48810	No
26	GOM_NL__2PRFIN20110701_020543_000000603104_00089_48810_1024.N1	01-JUL-2011 02:05:43	Bright	59.500	74	11Bet Cas	2.2680	6600.0	119	48810	No
27	GOM_NL__2PRFIN20110701_020718_000000423104_00089_48810_1025.N1	01-JUL-2011 02:07:18	Bright	41.500	110	37Del Cas	2.6780	8900.0	83	48810	No
28	GOM_NL__2PRFIN20110701_021027_000000433104_00089_48810_1026.N1	01-JUL-2011 02:10:27	Bright	43.000	160	23Gam Per	2.9300	4700.0	86	48810	No
29	GOM_NL__2PRFIN20110701_021211_000000353104_00089_48810_1027.N1	01-JUL-2011 02:12:11	Bright	35.000	175	39Del Per	3.0100	19400.	70	48810	No
30	GOM_NL__2PRFIN20110701_021349_000000483104_00089_48810_1028.N1	01-JUL-2011 02:13:49	Bright	47.500	73	57Gam1And	2.2600	13100.	95	48810	No
31	GOM_NL__2PRFIN20110701_021628_000000503104_00089_48810_1029.N1	01-JUL-2011 02:16:28	Twilight	50.000	173	4Bet Tri	3.0040	8900.0	100	48810	No
32	GOM_NL__2PRFIN20110701_022045_000000583104_00089_48810_1030.N1	01-JUL-2011 02:20:45	Dark	57.500	50	13Alp Ari	2.0070	4250.0	115	48810	No
33	GOM_NL__2PRFIN20110701_022544_000000453104_00089_48810_1031.N1	01-JUL-2011 02:25:44	Dark	45.000	94	92Alp Cet	2.5260	3100.0	90	48810	No
34	GOM_NL__2PRFIN20110701_024504_000000483104_00090_48811_1011.N1	01-JUL-2011 02:45:04	Dark	47.500	84	Alp Phe	2.3970	4500.0	95	48811	No
35	GOM_NL__2PRFIN20110701_025131_000000543104_00090_48811_1012.N1	01-JUL-2011 02:51:31	Straylight	53.500	63	Bet Gru	2.1500	2800.0	107	48811	No
36	GOM_NL__2PRFIN20110701_025326_000000533104_00090_48811_1013.N1	01-JUL-2011 02:53:26	Straylight	53.000	31	Alp Gru	1.7340	15200.	106	48811	No
37	GOM_NL__2PRFIN20110701_025543_000000423104_00090_48811_1014.N1	01-JUL-2011 02:55:43	Straylight	41.500	45	Alp Pav	1.9400	26000.	83	48811	No
38	GOM_NL__2PRFIN20110701_030508_000000493104_00090_48811_1015.N1	01-JUL-2011 03:05:08	Twilight	49.000	103	38Zet Sgr	2.6000	9700.0	98	48811	No
39	GOM_NL__2PRFIN20110701_030752_000000453104_00090_48811_1016.N1	01-JUL-2011 03:07:52	Bright	45.000	155	41Pi Sgr	2.9000	6600.0	90	48811	No
40	GOM_NL__2PRFIN20110701_031609_000000383104_00090_48811_1017.N1	01-JUL-2011 03:16:09	Bright	38.000	126	60Bet Oph	2.7700	4250.0	76	48811	No
41	GOM_NL__2PRFIN20110701_031828_000000393104_00090_48811_1018.N1	01-JUL-2011 03:18:28	Bright	38.500	59	55Alp Oph	2.0800	8900.0	77	48811	No
42	GOM_NL__2PRFIN20110701_032010_000000483104_00090_48811_1019.N1	01-JUL-2011 03:20:10	Bright	48.000	168	17Zet Aql	2.9860	11000.	96	48811	No

43	GOM_NL__2PRFIN20110701_032710_000000463104_00090_48811_1020.N1	01-JUL-2011 03:27:10	Bright	45.500	5	3Alp Lyr	0.033000	11000.	91	48811	No
44	GOM_NL__2PRFIN20110701_032951_000000343104_00090_48811_1021.N1	01-JUL-2011 03:29:51	Bright	34.000	130	23Bet Dra	2.7990	5800.0	68	48811	No
45	GOM_NL__2PRFIN20110701_033134_000000633104_00090_48811_1022.N1	01-JUL-2011 03:31:34	Bright	63.000	144	18Del Cyg	2.8600	11000.	126	48811	No
46	GOM_NL__2PRFIN20110701_033836_000000483104_00090_48811_1023.N1	01-JUL-2011 03:38:36	Bright	47.500	89	5Alp Cep	2.4510	8000.0	95	48811	No
47	GOM_NL__2PRFIN20110701_034557_000000493104_00090_48811_1024.N1	01-JUL-2011 03:45:57	Bright	49.000	74	11Bet Cas	2.2680	6600.0	98	48811	No
48	GOM_NL__2PRFIN20110701_034732_000000453104_00090_48811_1025.N1	01-JUL-2011 03:47:32	Bright	44.500	110	37Del Cas	2.6780	8900.0	89	48811	No
49	GOM_NL__2PRFIN20110701_035041_000000563104_00090_48811_1026.N1	01-JUL-2011 03:50:41	Bright	56.000	160	23Gam Per	2.9300	4700.0	112	48811	No
50	GOM_NL__2PRFIN20110701_035225_000000343104_00090_48811_1027.N1	01-JUL-2011 03:52:25	Bright	34.000	175	39Del Per	3.0100	19400.	68	48811	No
51	GOM_NL__2PRFIN20110701_035403_000000663104_00090_48811_1028.N1	01-JUL-2011 03:54:03	Bright	66.000	73	57Gam1And	2.2600	13100.	132	48811	No
52	GOM_NL__2PRFIN20110701_035642_000000503104_00090_48811_1029.N1	01-JUL-2011 03:56:42	Tw_i_and_stray	49.500	173	4Bet Tri	3.0040	8900.0	99	48811	No
53	GOM_NL__2PRFIN20110701_040059_000000583104_00090_48811_1030.N1	01-JUL-2011 04:00:59	Dark	57.500	50	13Alp Ari	2.0070	4250.0	115	48811	No
54	GOM_NL__2PRFIN20110701_040559_000000473104_00090_48811_1031.N1	01-JUL-2011 04:05:59	Dark	47.000	94	92Alp Cet	2.5260	3100.0	94	48811	No
55	GOM_NL__2PRFIN20110701_042519_000000533104_00091_48812_1011.N1	01-JUL-2011 04:25:19	Dark	53.000	84	Alp Phe	2.3970	4500.0	106	48812	No
56	GOM_NL__2PRFIN20110701_043146_000000523104_00091_48812_1012.N1	01-JUL-2011 04:31:46	Straylight	52.000	63	Bet Gru	2.1500	2800.0	104	48812	No
57	GOM_NL__2PRFIN20110701_043341_000000533104_00091_48812_1013.N1	01-JUL-2011 04:33:41	Straylight	52.500	31	Alp Gru	1.7340	15200.	105	48812	No
58	GOM_NL__2PRFIN20110701_043558_000000423104_00091_48812_1014.N1	01-JUL-2011 04:35:58	Straylight	41.500	45	Alp Pav	1.9400	26000.	83	48812	No
59	GOM_NL__2PRFIN20110701_044523_000000453104_00091_48812_1015.N1	01-JUL-2011 04:45:23	Tw_i_and_stray	44.500	103	38Zet Sgr	2.6000	9700.0	89	48812	No
60	GOM_NL__2PRFIN20110701_044806_000000443104_00091_48812_1016.N1	01-JUL-2011 04:48:06	Bright	43.500	155	41Pi Sgr	2.9000	6600.0	87	48812	No
61	GOM_NL__2PRFIN20110701_045623_000000383104_00091_48812_1017.N1	01-JUL-2011 04:56:23	Bright	37.500	126	60Bet Oph	2.7700	4250.0	75	48812	No
62	GOM_NL__2PRFIN20110701_045842_000000383104_00091_48812_1018.N1	01-JUL-2011 04:58:42	Bright	37.500	59	55Alp Oph	2.0800	8900.0	75	48812	No
63	GOM_NL__2PRFIN20110701_050024_000000473104_00091_48812_1019.N1	01-JUL-2011 05:00:24	Bright	46.500	168	17Zet Aql	2.9860	11000.	93	48812	No
64	GOM_NL__2PRFIN20110701_050723_000000443104_00091_48812_1020.N1	01-JUL-2011 05:07:23	Bright	44.000	5	3Alp Lyr	0.033000	11000.	88	48812	No
65	GOM_NL__2PRFIN20110701_051005_000000383104_00091_48812_1021.N1	01-JUL-2011 05:10:05	Bright	38.000	130	23Bet Dra	2.7990	5800.0	76	48812	No
66	GOM_NL__2PRFIN20110701_051147_000000483104_00091_48812_1022.N1	01-JUL-2011 05:11:47	Bright	48.000	144	18Del Cyg	2.8600	11000.	96	48812	No
67	GOM_NL__2PRFIN20110701_051849_000000453104_00091_48812_1023.N1	01-JUL-2011 05:18:49	Bright	45.000	89	5Alp Cep	2.4510	8000.0	90	48812	No
68	GOM_NL__2PRFIN20110701_052610_000000493104_00091_48812_1024.N1	01-JUL-2011 05:26:10	Bright	49.000	74	11Bet Cas	2.2680	6600.0	98	48812	No
69	GOM_NL__2PRFIN20110701_052746_000000603104_00091_48812_1025.N1	01-JUL-2011 05:27:46	Bright	59.500	110	37Del Cas	2.6780	8900.0	119	48812	No
70	GOM_NL__2PRFIN20110701_053055_000000433104_00091_48812_1026.N1	01-JUL-2011 05:30:55	Bright	43.000	160	23Gam Per	2.9300	4700.0	86	48812	No
71	GOM_NL__2PRFIN20110701_053239_000000353104_00091_48812_1027.N1	01-JUL-2011 05:32:39	Bright	34.500	175	39Del Per	3.0100	19400.	69	48812	No
72	GOM_NL__2PRFIN20110701_053417_000000493104_00091_48812_1028.N1	01-JUL-2011 05:34:17	Bright	49.000	73	57Gam1And	2.2600	13100.	98	48812	No
73	GOM_NL__2PRFIN20110701_053656_000000513104_00091_48812_1029.N1	01-JUL-2011 05:36:56	Tw_i_and_stray	51.000	173	4Bet Tri	3.0040	8900.0	102	48812	No
74	GOM_NL__2PRFIN20110701_054113_000000573104_00091_48812_1030.N1	01-JUL-2011 05:41:13	Dark	57.000	50	13Alp Ari	2.0070	4250.0	114	48812	No
75	GOM_NL__2PRFIN20110701_054613_000000493104_00091_48812_1031.N1	01-JUL-2011 05:46:13	Dark	48.500	94	92Alp Cet	2.5260	3100.0	97	48812	No
76	GOM_NL__2PRFIN20110701_060534_000000493104_00092_48813_1011.N1	01-JUL-2011 06:05:34	Dark	48.500	84	Alp Phe	2.3970	4500.0	97	48813	No
77	GOM_NL__2PRFIN20110701_061201_000000533104_00092_48813_1012.N1	01-JUL-2011 06:12:01	Straylight	52.500	63	Bet Gru	2.1500	2800.0	105	48813	No
78	GOM_NL__2PRFIN20110701_061356_000000473104_00092_48813_1013.N1	01-JUL-2011 06:13:56	Straylight	46.500	31	Alp Gru	1.7340	15200.	93	48813	No
79	GOM_NL__2PRFIN20110701_061613_000000413104_00092_48813_1014.N1	01-JUL-2011 06:16:13	Straylight	41.000	45	Alp Pav	1.9400	26000.	82	48813	No
80	GOM_NL__2PRFIN20110701_062537_000000433104_00092_48813_1015.N1	01-JUL-2011 06:25:37	Tw_i_and_stray	43.000	103	38Zet Sgr	2.6000	9700.0	86	48813	No
81	GOM_NL__2PRFIN20110701_062820_000000443104_00092_48813_1016.N1	01-JUL-2011 06:28:20	Bright	44.000	155	41Pi Sgr	2.9000	6600.0	88	48813	No
82	GOM_NL__2PRFIN20110701_063637_000000383104_00092_48813_1017.N1	01-JUL-2011 06:36:37	Bright	37.500	126	60Bet Oph	2.7700	4250.0	75	48813	No
83	GOM_NL__2PRFIN20110701_063856_000000383104_00092_48813_1018.N1	01-JUL-2011 06:38:56	Bright	37.500	59	55Alp Oph	2.0800	8900.0	75	48813	No
84	GOM_NL__2PRFIN20110701_064037_000000483104_00092_48813_1019.N1	01-JUL-2011 06:40:37	Bright	48.000	168	17Zet Aql	2.9860	11000.	96	48813	No
85	GOM_NL__2PRFIN20110701_064737_000000473104_00092_48813_1020.N1	01-JUL-2011 06:47:37	Bright	47.000	5	3Alp Lyr	0.033000	11000.	94	48813	No
86	GOM_NL__2PRFIN20110701_065019_000000393104_00092_48813_1021.N1	01-JUL-2011 06:50:19	Bright	38.500	130	23Bet Dra	2.7990	5800.0	77	48813	No
87	GOM_NL__2PRFIN20110701_065200_000000493104_00092_48813_1022.N1	01-JUL-2011 06:52:00	Bright	48.500	144	18Del Cyg	2.8600	11000.	97	48813	No
88	GOM_NL__2PRFIN20110701_065902_000000463104_00092_48813_1023.N1	01-JUL-2011 06:59:02	Bright	45.500	89	5Alp Cep	2.4510	8000.0	91	48813	No
89	GOM_NL__2PRFIN20110701_070624_000000493104_00092_48813_1024.N1	01-JUL-2011 07:06:24	Bright	48.500	74	11Bet Cas	2.2680	6600.0	97	48813	No
90	GOM_NL__2PRFIN20110701_070800_000000573104_00092_48813_1025.N1	01-JUL-2011 07:08:00	Bright	57.000	110	37Del Cas	2.6780	8900.0	114	48813	No
91	GOM_NL__2PRFIN20110701_071109_000000533104_00092_48813_1026.N1	01-JUL-2011 07:11:09	Bright	53.000	160	23Gam Per	2.9300	4700.0	106	48813	No
92	GOM_NL__2PRFIN20110701_071253_000000513104_00092_48813_1027.N1	01-JUL-2011 07:12:53	Bright	50.500	175	39Del Per	3.0100	19400.	101	48813	No
93	GOM_NL__2PRFIN20110701_071431_000000493104_00092_48813_1028.N1	01-JUL-2011 07:14:31	Bright	49.000	73	57Gam1And	2.2600	13100.	98	48813	No
94	GOM_NL__2PRFIN20110701_071710_000000493104_00092_48813_1029.N1	01-JUL-2011 07:17:10	Tw_i_and_stray	49.000	173	4Bet Tri	3.0040	8900.0	98	48813	No
95	GOM_NL__2PRFIN20110701_072128_000000593104_00092_48813_1030.N1	01-JUL-2011 07:21:28	Dark	58.500	50	13Alp Ari	2.0070	4250.0	117	48813	No
96	GOM_NL__2PRFIN20110701_072628_000000393104_00092_48813_1031.N1	01-JUL-2011 07:26:28	Dark	39.000	94	92Alp Cet	2.5260	3100.0	78	48813	No
97	GOM_NL__2PRFIN20110701_074549_000000603104_00093_48814_1011.N1	01-JUL-2011 07:45:49	Dark	60.000	84	Alp Phe	2.3970	4500.0	120	48814	No
98	GOM_NL__2PRFIN20110701_075216_000000693104_00093_48814_1012.N1	01-JUL-2011 07:52:16	Straylight	69.000	63	Bet Gru	2.1500	2800.0	138	48814	No
99	GOM_NL__2PRFIN20110701_075411_000000523104_00093_48814_1013.N1	01-JUL-2011 07:54:11	Straylight	51.500	31	Alp Gru	1.7340	15200.	103	48814	No
100	GOM_NL__2PRFIN20110701_075627_000000463104_00093_48814_1014.N1	01-JUL-2011 07:56:27	Straylight	46.000	45	Alp Pav	1.9400	26000.	92	48814	No
101	GOM_NL__2PRFIN20110701_080551_000000463104_00093_48814_1015.N1	01-JUL-2011 08:05:51	Tw_i_and_stray	46.000	103	38Zet Sgr	2.6000	9700.0	92	48814	No

102	GOM_NL__2PRFIN20110701_080835_000000453104_00093_48814_1016.N1	01-JUL-2011 08:08:35	Bright	45.000	155	41Pi Sgr	2.9000	6600.0	90	48814	No
103	GOM_NL__2PRFIN20110701_081651_000000373104_00093_48814_1017.N1	01-JUL-2011 08:16:51	Bright	37.000	126	60Bet Oph	2.7700	4250.0	74	48814	No
104	GOM_NL__2PRFIN20110701_081910_000000383104_00093_48814_1018.N1	01-JUL-2011 08:19:10	Bright	38.000	59	55Alp Oph	2.0800	8900.0	76	48814	No
105	GOM_NL__2PRFIN20110701_082051_000000473104_00093_48814_1019.N1	01-JUL-2011 08:20:51	Bright	47.000	168	17Zet Aql	2.9860	11000.	94	48814	No
106	GOM_NL__2PRFIN20110701_082750_000000453104_00093_48814_1020.N1	01-JUL-2011 08:27:50	Bright	44.500	5	3Alp Lyr	0.033000	11000.	89	48814	No
107	GOM_NL__2PRFIN20110701_083033_000000383104_00093_48814_1021.N1	01-JUL-2011 08:30:33	Bright	38.000	130	23Bet Dra	2.7990	5800.0	76	48814	No
108	GOM_NL__2PRFIN20110701_083213_000000493104_00093_48814_1022.N1	01-JUL-2011 08:32:13	Bright	49.000	144	18Del Cyg	2.8600	11000.	98	48814	No
109	GOM_NL__2PRFIN20110701_083916_000000473104_00093_48814_1023.N1	01-JUL-2011 08:39:16	Bright	47.000	89	5Alp Cep	2.4510	8000.0	94	48814	No
110	GOM_NL__2PRFIN20110701_084637_000000473104_00093_48814_1024.N1	01-JUL-2011 08:46:37	Bright	47.000	74	11Bet Cas	2.2680	6600.0	94	48814	No
111	GOM_NL__2PRFIN20110701_084813_000000433104_00093_48814_1025.N1	01-JUL-2011 08:48:13	Bright	43.000	110	37Del Cas	2.6780	8900.0	86	48814	No
112	GOM_NL__2PRFIN20110701_085123_000000373104_00093_48814_1026.N1	01-JUL-2011 08:51:23	Bright	36.500	160	23Gam Per	2.9300	4700.0	73	48814	No
113	GOM_NL__2PRFIN20110701_085307_000000353104_00093_48814_1027.N1	01-JUL-2011 08:53:07	Bright	34.500	175	39Del Per	3.0100	19400.	69	48814	No
114	GOM_NL__2PRFIN20110701_085445_000000513104_00093_48814_1028.N1	01-JUL-2011 08:54:45	Bright	50.500	73	57Gam1And	2.2600	13100.	101	48814	No
115	GOM_NL__2PRFIN20110701_085724_000000493104_00093_48814_1029.N1	01-JUL-2011 08:57:24	Tw_i_and_stray	49.000	173	4Bet Tri	3.0040	8900.0	98	48814	No
116	GOM_NL__2PRFIN20110701_090142_000000603104_00093_48814_1030.N1	01-JUL-2011 09:01:42	Dark	59.500	50	13Alp Ari	2.0070	4250.0	119	48814	No
117	GOM_NL__2PRFIN20110701_090642_000000393104_00093_48814_1031.N1	01-JUL-2011 09:06:42	Dark	39.000	94	92Alp Cet	2.5260	3100.0	78	48814	No
118	GOM_NL__2PRFIN20110701_092604_000000583104_00094_48815_1011.N1	01-JUL-2011 09:26:04	Dark	57.500	84	Alp Phe	2.3970	4500.0	115	48815	No
119	GOM_NL__2PRFIN20110701_093230_000000503104_00094_48815_1012.N1	01-JUL-2011 09:32:30	Straylight	49.500	63	Bet Gru	2.1500	2800.0	99	48815	No
120	GOM_NL__2PRFIN20110701_093425_000000483104_00094_48815_1013.N1	01-JUL-2011 09:34:25	Straylight	48.000	31	Alp Gru	1.7340	15200.	96	48815	No
121	GOM_NL__2PRFIN20110701_093641_000000403104_00094_48815_1014.N1	01-JUL-2011 09:36:41	Straylight	40.000	45	Alp Pav	1.9400	26000.	80	48815	No
122	GOM_NL__2PRFIN20110701_094606_000000453104_00094_48815_1015.N1	01-JUL-2011 09:46:06	Tw_i_and_stray	44.500	103	38Zet Sgr	2.6000	9700.0	89	48815	No
123	GOM_NL__2PRFIN20110701_094849_000000443104_00094_48815_1016.N1	01-JUL-2011 09:48:49	Bright	43.500	155	41Pi Sgr	2.9000	6600.0	87	48815	No
124	GOM_NL__2PRFIN20110701_095705_000000383104_00094_48815_1017.N1	01-JUL-2011 09:57:05	Bright	37.500	126	60Bet Oph	2.7700	4250.0	75	48815	No
125	GOM_NL__2PRFIN20110701_095924_000000543104_00094_48815_1018.N1	01-JUL-2011 09:59:24	Bright	54.000	59	55Alp Oph	2.0800	8900.0	108	48815	No
126	GOM_NL__2PRFIN20110701_100104_000000473104_00094_48815_1019.N1	01-JUL-2011 10:01:04	Bright	47.000	168	17Zet Aql	2.9860	11000.	94	48815	No
127	GOM_NL__2PRFIN20110701_100804_000000463104_00094_48815_1020.N1	01-JUL-2011 10:08:04	Bright	46.000	5	3Alp Lyr	0.033000	11000.	92	48815	No
128	GOM_NL__2PRFIN20110701_101046_000000383104_00094_48815_1021.N1	01-JUL-2011 10:10:46	Bright	37.500	130	23Bet Dra	2.7990	5800.0	75	48815	No
129	GOM_NL__2PRFIN20110701_101226_000000483104_00094_48815_1022.N1	01-JUL-2011 10:12:26	Bright	48.000	144	18Del Cyg	2.8600	11000.	96	48815	No
130	GOM_NL__2PRFIN20110701_101929_000000453104_00094_48815_1023.N1	01-JUL-2011 10:19:29	Bright	44.500	89	5Alp Cep	2.4510	8000.0	89	48815	No
131	GOM_NL__2PRFIN20110701_102651_000000483104_00094_48815_1024.N1	01-JUL-2011 10:26:51	Bright	48.000	74	11Bet Cas	2.2680	6600.0	96	48815	No
132	GOM_NL__2PRFIN20110701_102827_000000633104_00094_48815_1025.N1	01-JUL-2011 10:28:27	Bright	63.000	110	37Del Cas	2.6780	8900.0	126	48815	No
133	GOM_NL__2PRFIN20110701_103136_000000393104_00094_48815_1026.N1	01-JUL-2011 10:31:36	Bright	39.000	160	23Gam Per	2.9300	4700.0	78	48815	No
134	GOM_NL__2PRFIN20110701_103321_000000343104_00094_48815_1027.N1	01-JUL-2011 10:33:21	Bright	34.000	175	39Del Per	3.0100	19400.	68	48815	No
135	GOM_NL__2PRFIN20110701_103458_000000553104_00094_48815_1028.N1	01-JUL-2011 10:34:58	Bright	54.500	73	57Gam1And	2.2600	13100.	109	48815	No
136	GOM_NL__2PRFIN20110701_103738_000000513104_00094_48815_1029.N1	01-JUL-2011 10:37:38	Tw_i_and_stray	50.500	173	4Bet Tri	3.0040	8900.0	101	48815	No
137	GOM_NL__2PRFIN20110701_104156_000000563104_00094_48815_1030.N1	01-JUL-2011 10:41:56	Dark	56.000	50	13Alp Ari	2.0070	4250.0	112	48815	No
138	GOM_NL__2PRFIN20110701_104656_000000493104_00094_48815_1031.N1	01-JUL-2011 10:46:56	Dark	48.500	94	92Alp Cet	2.5260	3100.0	97	48815	No
139	GOM_NL__2PRFIN20110701_110619_000000493104_00095_48816_1011.N1	01-JUL-2011 11:06:19	Dark	49.000	84	Alp Phe	2.3970	4500.0	98	48816	No
140	GOM_NL__2PRFIN20110701_111245_000000633104_00095_48816_1012.N1	01-JUL-2011 11:12:45	Straylight	62.500	63	Bet Gru	2.1500	2800.0	125	48816	No
141	GOM_NL__2PRFIN20110701_111440_000000563104_00095_48816_1013.N1	01-JUL-2011 11:14:40	Straylight	56.000	31	Alp Gru	1.7340	15200.	112	48816	No
142	GOM_NL__2PRFIN20110701_111735_000000603104_00095_48816_1014.N1	01-JUL-2011 11:17:35	Straylight	59.500	172	Gam Gru	3.0030	13100.	119	48816	No
143	GOM_NL__2PRFIN20110701_112620_000000463104_00095_48816_1015.N1	01-JUL-2011 11:26:20	Tw_i_and_stray	45.500	103	38Zet Sgr	2.6000	9700.0	91	48816	No
144	GOM_NL__2PRFIN20110701_112903_000000433104_00095_48816_1016.N1	01-JUL-2011 11:29:03	Bright	42.500	155	41Pi Sgr	2.9000	6600.0	85	48816	No
145	GOM_NL__2PRFIN20110701_113719_000000383104_00095_48816_1017.N1	01-JUL-2011 11:37:19	Bright	37.500	126	60Bet Oph	2.7700	4250.0	75	48816	No
146	GOM_NL__2PRFIN20110701_113938_000000373104_00095_48816_1018.N1	01-JUL-2011 11:39:38	Bright	37.000	59	55Alp Oph	2.0800	8900.0	74	48816	No
147	GOM_NL__2PRFIN20110701_114118_000000703104_00095_48816_1019.N1	01-JUL-2011 11:41:18	Bright	70.000	168	17Zet Aql	2.9860	11000.	140	48816	No
148	GOM_NL__2PRFIN20110701_114817_000000483104_00095_48816_1020.N1	01-JUL-2011 11:48:17	Bright	47.500	5	3Alp Lyr	0.033000	11000.	95	48816	No
149	GOM_NL__2PRFIN20110701_115100_000000373104_00095_48816_1021.N1	01-JUL-2011 11:51:00	Bright	36.500	130	23Bet Dra	2.7990	5800.0	73	48816	No
150	GOM_NL__2PRFIN20110701_115239_000000493104_00095_48816_1022.N1	01-JUL-2011 11:52:39	Bright	48.500	144	18Del Cyg	2.8600	11000.	97	48816	No
151	GOM_NL__2PRFIN20110701_120704_000000553104_00095_48816_1023.N1	01-JUL-2011 12:07:04	Bright	55.000	74	11Bet Cas	2.2680	6600.0	110	48816	No
152	GOM_NL__2PRFIN20110701_120840_000000633104_00095_48816_1024.N1	01-JUL-2011 12:08:40	Bright	63.000	110	37Del Cas	2.6780	8900.0	126	48816	No
153	GOM_NL__2PRFIN20110701_121150_000000433104_00095_48816_1025.N1	01-JUL-2011 12:11:50	Bright	42.500	160	23Gam Per	2.9300	4700.0	85	48816	No
154	GOM_NL__2PRFIN20110701_121335_000000363104_00095_48816_1026.N1	01-JUL-2011 12:13:35	Bright	35.500	175	39Del Per	3.0100	19400.	71	48816	No
155	GOM_NL__2PRFIN20110701_121512_000000523104_00095_48816_1027.N1	01-JUL-2011 12:15:12	Bright	52.000	73	57Gam1And	2.2600	13100.	104	48816	No
156	GOM_NL__2PRFIN20110701_121752_000000523104_00095_48816_1028.N1	01-JUL-2011 12:17:52	Tw_i_and_stray	51.500	173	4Bet Tri	3.0040	8900.0	103	48816	No
157	GOM_NL__2PRFIN20110701_122211_000000613104_00095_48816_1029.N1	01-JUL-2011 12:22:11	Dark	60.500	50	13Alp Ari	2.0070	4250.0	121	48816	No
158	GOM_NL__2PRFIN20110701_122711_000000493104_00095_48816_1030.N1	01-JUL-2011 12:27:11	Dark	48.500	94	92Alp Cet	2.5260	3100.0	97	48816	No
159	GOM_NL__2PRFIN20110701_124634_000000473104_00096_48817_1011.N1	01-JUL-2011 12:46:34	Dark	47.000	84	Alp Phe	2.3970	4500.0	94	48817	No
160	GOM_NL__2PRFIN20110701_125300_000000533104_00096_48817_1012.N1	01-JUL-2011 12:53:00	Straylight	53.000	63	Bet Gru	2.1500	2800.0	106	48817	No

161	GOM_NL__2PRFIN20110701_125455_000000503104_00096_48817_1013.N1	01-JUL-2011 12:54:55	Straylight	50.000	31	Alp Gru	1.7340	15200.	100	48817	No
162	GOM_NL__2PRFIN20110701_125750_000000583104_00096_48817_1014.N1	01-JUL-2011 12:57:50	Straylight	58.000	172	Gam Gru	3.0030	13100.	116	48817	No
163	GOM_NL__2PRFIN20110701_130634_000000423104_00096_48817_1015.N1	01-JUL-2011 13:06:34	Tw_i_and_stray	42.000	103	38Zet Sgr	2.6000	9700.0	84	48817	No
164	GOM_NL__2PRFIN20110701_130917_000000433104_00096_48817_1016.N1	01-JUL-2011 13:09:17	Bright	43.000	155	41Pi Sgr	2.9000	6600.0	86	48817	No
165	GOM_NL__2PRFIN20110701_131733_000000373104_00096_48817_1017.N1	01-JUL-2011 13:17:33	Bright	37.000	126	60Bet Oph	2.7700	4250.0	74	48817	No
166	GOM_NL__2PRFIN20110701_131952_000000363104_00096_48817_1018.N1	01-JUL-2011 13:19:52	Bright	35.500	59	55Alp Oph	2.0800	8900.0	71	48817	No
167	GOM_NL__2PRFIN20110701_132131_000000483104_00096_48817_1019.N1	01-JUL-2011 13:21:31	Bright	48.000	168	17Zet Aql	2.9860	11000.	96	48817	No
168	GOM_NL__2PRFIN20110701_132831_000000433104_00096_48817_1020.N1	01-JUL-2011 13:28:31	Bright	42.500	5	3Alp Lyr	0.033000	11000.	85	48817	No
169	GOM_NL__2PRFIN20110701_133114_000000393104_00096_48817_1021.N1	01-JUL-2011 13:31:14	Bright	38.500	130	23Bet Dra	2.7990	5800.0	77	48817	No
170	GOM_NL__2PRFIN20110701_133252_000000503104_00096_48817_1022.N1	01-JUL-2011 13:32:52	Bright	50.000	144	18Del Cyg	2.8600	11000.	100	48817	No
171	GOM_NL__2PRFIN20110701_133955_000000433104_00096_48817_1023.N1	01-JUL-2011 13:39:55	Bright	43.000	89	5Alp Cep	2.4510	8000.0	86	48817	No
172	GOM_NL__2PRFIN20110701_134717_000000483104_00096_48817_1024.N1	01-JUL-2011 13:47:17	Bright	48.000	74	11Bet Cas	2.2680	6600.0	96	48817	No
173	GOM_NL__2PRFIN20110701_134854_000000473104_00096_48817_1025.N1	01-JUL-2011 13:48:54	Bright	46.500	110	37Del Cas	2.6780	8900.0	93	48817	No
174	GOM_NL__2PRFIN20110701_135204_000000423104_00096_48817_1026.N1	01-JUL-2011 13:52:04	Bright	42.000	160	23Gam Per	2.9300	4700.0	84	48817	No
175	GOM_NL__2PRFIN20110701_135349_000000353104_00096_48817_1027.N1	01-JUL-2011 13:53:49	Bright	34.500	175	39Del Per	3.0100	19400.	69	48817	No
176	GOM_NL__2PRFIN20110701_135526_000000663104_00096_48817_1028.N1	01-JUL-2011 13:55:26	Bright	66.000	73	57Gam1And	2.2600	13100.	132	48817	No
177	GOM_NL__2PRFIN20110701_135806_000000503104_00096_48817_1029.N1	01-JUL-2011 13:58:06	Tw_i_and_stray	50.000	173	4Bet Tri	3.0040	8900.0	100	48817	No
178	GOM_NL__2PRFIN20110701_140225_000000603104_00096_48817_1030.N1	01-JUL-2011 14:02:25	Dark	60.000	50	13Alp Ari	2.0070	4250.0	120	48817	No
179	GOM_NL__2PRFIN20110701_140725_000000503104_00096_48817_1031.N1	01-JUL-2011 14:07:25	Dark	50.000	94	92Alp Cet	2.5260	3100.0	100	48817	No
180	GOM_NL__2PRFIN20110701_142649_000000483104_00097_48818_1065.N1	01-JUL-2011 14:26:49	Dark	47.500	84	Alp Phe	2.3970	4500.0	95	48818	No
181	GOM_NL__2PRFIN20110701_143315_000000603104_00097_48818_1066.N1	01-JUL-2011 14:33:15	Straylight	60.000	63	Bet Gru	2.1500	2800.0	120	48818	No
182	GOM_NL__2PRFIN20110701_143510_000000493104_00097_48818_1067.N1	01-JUL-2011 14:35:10	Straylight	49.000	31	Alp Gru	1.7340	15200.	98	48818	No
183	GOM_NL__2PRFIN20110701_143805_000000573104_00097_48818_1068.N1	01-JUL-2011 14:38:05	Straylight	57.000	172	Gam Gru	3.0030	13100.	114	48818	No
184	GOM_NL__2PRFIN20110701_144648_000000443104_00097_48818_1069.N1	01-JUL-2011 14:46:48	Tw_i_and_stray	43.500	103	38Zet Sgr	2.6000	9700.0	87	48818	No
185	GOM_NL__2PRFIN20110701_144931_000000453104_00097_48818_1070.N1	01-JUL-2011 14:49:31	Bright	44.500	155	41Pi Sgr	2.9000	6600.0	89	48818	No
186	GOM_NL__2PRFIN20110701_145747_000000383104_00097_48818_1071.N1	01-JUL-2011 14:57:47	Bright	37.500	126	60Bet Oph	2.7700	4250.0	75	48818	No
187	GOM_NL__2PRFIN20110701_150006_000000393104_00097_48818_1072.N1	01-JUL-2011 15:00:06	Bright	39.000	59	55Alp Oph	2.0800	8900.0	78	48818	No
188	GOM_NL__2PRFIN20110701_150145_000000463104_00097_48818_1073.N1	01-JUL-2011 15:01:45	Bright	45.500	168	17Zet Aql	2.9860	11000.	91	48818	No
189	GOM_NL__2PRFIN20110701_150844_000000393104_00097_48818_1074.N1	01-JUL-2011 15:08:44	Bright	39.000	5	3Alp Lyr	0.033000	11000.	78	48818	No
190	GOM_NL__2PRFIN20110701_151128_000000383104_00097_48818_1075.N1	01-JUL-2011 15:11:28	Bright	38.000	130	23Bet Dra	2.7990	5800.0	76	48818	No
191	GOM_NL__2PRFIN20110701_151306_000000503104_00097_48818_1076.N1	01-JUL-2011 15:13:06	Bright	49.500	144	18Del Cyg	2.8600	11000.	99	48818	No
192	GOM_NL__2PRFIN20110701_152009_000000463104_00097_48818_1077.N1	01-JUL-2011 15:20:09	Bright	46.000	89	5Alp Cep	2.4510	8000.0	92	48818	No
193	GOM_NL__2PRFIN20110701_152731_000000493104_00097_48818_1078.N1	01-JUL-2011 15:27:31	Bright	48.500	74	11Bet Cas	2.2680	6600.0	97	48818	No
194	GOM_NL__2PRFIN20110701_152908_000000423104_00097_48818_1079.N1	01-JUL-2011 15:29:08	Bright	41.500	110	37Del Cas	2.6780	8900.0	83	48818	No
195	GOM_NL__2PRFIN20110701_153218_000000373104_00097_48818_1080.N1	01-JUL-2011 15:32:18	Bright	36.500	160	23Gam Per	2.9300	4700.0	73	48818	No
196	GOM_NL__2PRFIN20110701_153403_000000353104_00097_48818_1081.N1	01-JUL-2011 15:34:03	Bright	35.000	175	39Del Per	3.0100	19400.	70	48818	No
197	GOM_NL__2PRFIN20110701_153540_000000493104_00097_48818_1082.N1	01-JUL-2011 15:35:40	Bright	49.000	73	57Gam1And	2.2600	13100.	98	48818	No
198	GOM_NL__2PRFIN20110701_153820_000000513104_00097_48818_1083.N1	01-JUL-2011 15:38:20	Tw_i_and_stray	50.500	173	4Bet Tri	3.0040	8900.0	101	48818	No
199	GOM_NL__2PRFIN20110701_154239_000000623104_00097_48818_1084.N1	01-JUL-2011 15:42:39	Dark	61.500	50	13Alp Ari	2.0070	4250.0	123	48818	No
200	GOM_NL__2PRFIN20110701_154740_000000483104_00097_48818_1085.N1	01-JUL-2011 15:47:40	Dark	48.000	94	92Alp Cet	2.5260	3100.0	96	48818	No
201	GOM_NL__2PRFIN20110701_160704_000000553104_00098_48819_1065.N1	01-JUL-2011 16:07:04	Dark	54.500	84	Alp Phe	2.3970	4500.0	109	48819	No
202	GOM_NL__2PRFIN20110701_161330_000000523104_00098_48819_1066.N1	01-JUL-2011 16:13:30	Straylight	51.500	63	Bet Gru	2.1500	2800.0	103	48819	No
203	GOM_NL__2PRFIN20110701_161525_000000483104_00098_48819_1067.N1	01-JUL-2011 16:15:25	Straylight	48.000	31	Alp Gru	1.7340	15200.	96	48819	No
204	GOM_NL__2PRFIN20110701_161820_000000573104_00098_48819_1068.N1	01-JUL-2011 16:18:20	Straylight	56.500	172	Gam Gru	3.0030	13100.	113	48819	No
205	GOM_NL__2PRFIN20110701_162703_000000453104_00098_48819_1069.N1	01-JUL-2011 16:27:03	Tw_i_and_stray	45.000	103	38Zet Sgr	2.6000	9700.0	90	48819	No
206	GOM_NL__2PRFIN20110701_162945_000000463104_00098_48819_1070.N1	01-JUL-2011 16:29:45	Bright	45.500	155	41Pi Sgr	2.9000	6600.0	91	48819	No
207	GOM_NL__2PRFIN20110701_163801_000000383104_00098_48819_1071.N1	01-JUL-2011 16:38:01	Bright	37.500	126	60Bet Oph	2.7700	4250.0	75	48819	No
208	GOM_NL__2PRFIN20110701_164020_000000373104_00098_48819_1072.N1	01-JUL-2011 16:40:20	Bright	37.000	59	55Alp Oph	2.0800	8900.0	74	48819	No
209	GOM_NL__2PRFIN20110701_164158_000000493104_00098_48819_1073.N1	01-JUL-2011 16:41:58	Bright	49.000	168	17Zet Aql	2.9860	11000.	98	48819	No
210	GOM_NL__2PRFIN20110701_164858_000000453104_00098_48819_1074.N1	01-JUL-2011 16:48:58	Bright	44.500	5	3Alp Lyr	0.033000	11000.	89	48819	No
211	GOM_NL__2PRFIN20110701_165142_000000393104_00098_48819_1075.N1	01-JUL-2011 16:51:42	Bright	39.000	130	23Bet Dra	2.7990	5800.0	78	48819	No
212	GOM_NL__2PRFIN20110701_165319_000000493104_00098_48819_1076.N1	01-JUL-2011 16:53:19	Bright	48.500	144	18Del Cyg	2.8600	11000.	97	48819	No
213	GOM_NL__2PRFIN20110701_170022_000000463104_00098_48819_1077.N1	01-JUL-2011 17:00:22	Bright	46.000	89	5Alp Cep	2.4510	8000.0	92	48819	No
214	GOM_NL__2PRFIN20110701_170744_000000493104_00098_48819_1078.N1	01-JUL-2011 17:07:44	Bright	48.500	74	11Bet Cas	2.2680	6600.0	97	48819	No
215	GOM_NL__2PRFIN20110701_170922_000000423104_00098_48819_1079.N1	01-JUL-2011 17:09:22	Bright	41.500	110	37Del Cas	2.6780	8900.0	83	48819	No
216	GOM_NL__2PRFIN20110701_171232_000000563104_00098_48819_1080.N1	01-JUL-2011 17:12:32	Bright	56.000	160	23Gam Per	2.9300	4700.0	112	48819	No
217	GOM_NL__2PRFIN20110701_171417_000000353104_00098_48819_1081.N1	01-JUL-2011 17:14:17	Bright	35.000	175	39Del Per	3.0100	19400.	70	48819	No
218	GOM_NL__2PRFIN20110701_171554_000000513104_00098_48819_1082.N1	01-JUL-2011 17:15:54	Bright	51.000	73	57Gam1And	2.2600	13100.	102	48819	No
219	GOM_NL__2PRFIN20110701_171834_000000503104_00098_48819_1083.N1	01-JUL-2011 17:18:34	Tw_i_and_stray	50.000	173	4Bet Tri	3.0040	8900.0	100	48819	No

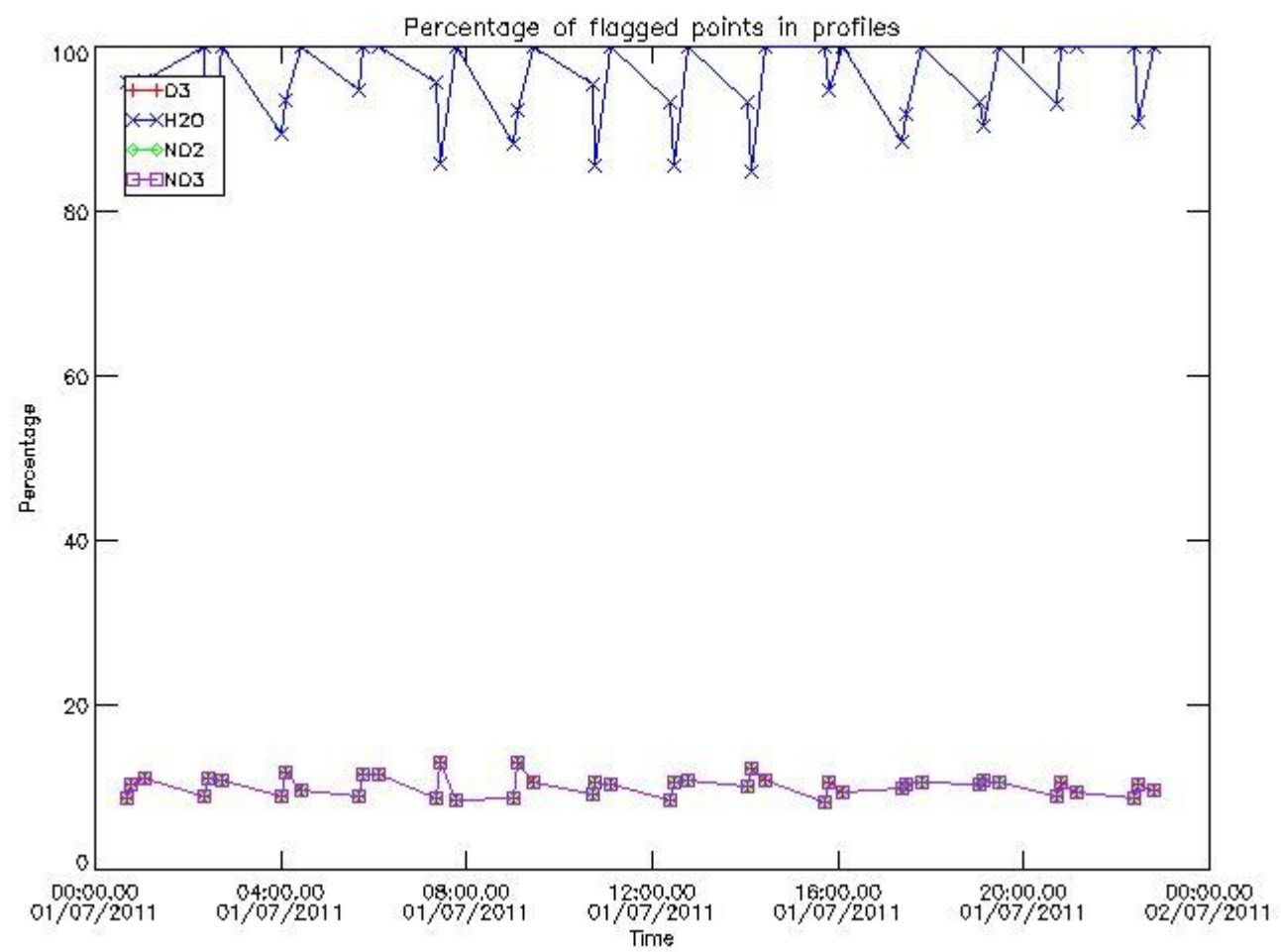
220	GOM_NL__2PRFIN20110701_172254_000000573104_00098_48819_1084.N1	01-JUL-2011 17:22:54	Dark	56.500	50	13Alp Ari	2.0070	4250.0	113	48819	No
221	GOM_NL__2PRFIN20110701_172754_000000493104_00098_48819_1085.N1	01-JUL-2011 17:27:54	Dark	49.000	94	92Alp Cet	2.5260	3100.0	98	48819	No
222	GOM_NL__2PRFIN20110701_174719_000000483104_00099_48820_1065.N1	01-JUL-2011 17:47:19	Dark	48.000	84	Alp Phe	2.3970	4500.0	96	48820	No
223	GOM_NL__2PRFIN20110701_175345_000000503104_00099_48820_1066.N1	01-JUL-2011 17:53:45	Straylight	50.000	63	Bet Gru	2.1500	2800.0	100	48820	No
224	GOM_NL__2PRFIN20110701_175540_000000503104_00099_48820_1067.N1	01-JUL-2011 17:55:40	Straylight	50.000	31	Alp Gru	1.7340	15200.	100	48820	No
225	GOM_NL__2PRFIN20110701_175835_000000553104_00099_48820_1068.N1	01-JUL-2011 17:58:35	Straylight	54.500	172	Gam Gru	3.0030	13100.	109	48820	No
226	GOM_NL__2PRFIN20110701_180717_000000443104_00099_48820_1069.N1	01-JUL-2011 18:07:17	Tw_i_and_stray	44.000	103	38Zet Sgr	2.6000	9700.0	88	48820	No
227	GOM_NL__2PRFIN20110701_181000_000000453104_00099_48820_1070.N1	01-JUL-2011 18:10:00	Bright	45.000	155	41Pi Sgr	2.9000	6600.0	90	48820	No
228	GOM_NL__2PRFIN20110701_181815_000000383104_00099_48820_1071.N1	01-JUL-2011 18:18:15	Bright	38.000	126	60Bet Oph	2.7700	4250.0	76	48820	No
229	GOM_NL__2PRFIN20110701_182212_000000483104_00099_48820_1072.N1	01-JUL-2011 18:22:12	Bright	47.500	168	17Zet Aql	2.9860	11000.	95	48820	No
230	GOM_NL__2PRFIN20110701_182912_000000433104_00099_48820_1073.N1	01-JUL-2011 18:29:12	Bright	42.500	5	3Alp Lyr	0.033000	11000.	85	48820	No
231	GOM_NL__2PRFIN20110701_183156_000000373104_00099_48820_1074.N1	01-JUL-2011 18:31:56	Bright	36.500	130	23Bet Dra	2.7990	5800.0	73	48820	No
232	GOM_NL__2PRFIN20110701_183332_000000503104_00099_48820_1075.N1	01-JUL-2011 18:33:32	Bright	49.500	144	18Del Cyg	2.8600	11000.	99	48820	No
233	GOM_NL__2PRFIN20110701_184036_000000453104_00099_48820_1076.N1	01-JUL-2011 18:40:36	Bright	45.000	89	5Alp Cep	2.4510	8000.0	90	48820	No
234	GOM_NL__2PRFIN20110701_184758_000000493104_00099_48820_1077.N1	01-JUL-2011 18:47:58	Bright	48.500	74	11Bet Cas	2.2680	6600.0	97	48820	No
235	GOM_NL__2PRFIN20110701_184935_000000413104_00099_48820_1078.N1	01-JUL-2011 18:49:35	Bright	40.500	110	37Del Cas	2.6780	8900.0	81	48820	No
236	GOM_NL__2PRFIN20110701_185246_000000563104_00099_48820_1079.N1	01-JUL-2011 18:52:46	Bright	56.000	160	23Gam Per	2.9300	4700.0	112	48820	No
237	GOM_NL__2PRFIN20110701_185431_000000543104_00099_48820_1080.N1	01-JUL-2011 18:54:31	Bright	54.000	175	39Del Per	3.0100	19400.	108	48820	No
238	GOM_NL__2PRFIN20110701_185608_000000663104_00099_48820_1081.N1	01-JUL-2011 18:56:08	Bright	65.500	73	57Gam1And	2.2600	13100.	131	48820	No
239	GOM_NL__2PRFIN20110701_185848_000000513104_00099_48820_1082.N1	01-JUL-2011 18:58:48	Tw_i_and_stray	50.500	173	4Bet Tri	3.0040	8900.0	101	48820	No
240	GOM_NL__2PRFIN20110701_190308_000000603104_00099_48820_1083.N1	01-JUL-2011 19:03:08	Dark	59.500	50	13Alp Ari	2.0070	4250.0	119	48820	No
241	GOM_NL__2PRFIN20110701_190809_000000483104_00099_48820_1084.N1	01-JUL-2011 19:08:09	Dark	47.500	94	92Alp Cet	2.5260	3100.0	95	48820	No
242	GOM_NL__2PRFIN20110701_192734_000000493104_00100_48821_1065.N1	01-JUL-2011 19:27:34	Dark	48.500	84	Alp Phe	2.3970	4500.0	97	48821	No
243	GOM_NL__2PRFIN20110701_193400_000000503104_00100_48821_1066.N1	01-JUL-2011 19:34:00	Straylight	49.500	63	Bet Gru	2.1500	2800.0	99	48821	No
244	GOM_NL__2PRFIN20110701_193555_000000483104_00100_48821_1067.N1	01-JUL-2011 19:35:55	Straylight	48.000	31	Alp Gru	1.7340	15200.	96	48821	No
245	GOM_NL__2PRFIN20110701_193850_000000573104_00100_48821_1068.N1	01-JUL-2011 19:38:50	Straylight	56.500	172	Gam Gru	3.0030	13100.	113	48821	No
246	GOM_NL__2PRFIN20110701_194731_000000453104_00100_48821_1069.N1	01-JUL-2011 19:47:31	Tw_i_and_stray	44.500	103	38Zet Sgr	2.6000	9700.0	89	48821	No
247	GOM_NL__2PRFIN20110701_195014_000000443104_00100_48821_1070.N1	01-JUL-2011 19:50:14	Bright	44.000	155	41Pi Sgr	2.9000	6600.0	88	48821	No
248	GOM_NL__2PRFIN20110701_195829_000000383104_00100_48821_1071.N1	01-JUL-2011 19:58:29	Bright	38.000	126	60Bet Oph	2.7700	4250.0	76	48821	No
249	GOM_NL__2PRFIN20110701_200225_000000483104_00100_48821_1072.N1	01-JUL-2011 20:02:25	Bright	47.500	168	17Zet Aql	2.9860	11000.	95	48821	No
250	GOM_NL__2PRFIN20110701_200925_000000423104_00100_48821_1073.N1	01-JUL-2011 20:09:25	Bright	41.500	5	3Alp Lyr	0.033000	11000.	83	48821	No
251	GOM_NL__2PRFIN20110701_201209_000000393104_00100_48821_1074.N1	01-JUL-2011 20:12:09	Bright	38.500	130	23Bet Dra	2.7990	5800.0	77	48821	No
252	GOM_NL__2PRFIN20110701_201345_000000513104_00100_48821_1075.N1	01-JUL-2011 20:13:45	Bright	50.500	144	18Del Cyg	2.8600	11000.	101	48821	No
253	GOM_NL__2PRFIN20110701_202049_000000473104_00100_48821_1076.N1	01-JUL-2011 20:20:49	Bright	46.500	89	5Alp Cep	2.4510	8000.0	93	48821	No
254	GOM_NL__2PRFIN20110701_202811_000000463104_00100_48821_1077.N1	01-JUL-2011 20:28:11	Bright	45.500	74	11Bet Cas	2.2680	6600.0	91	48821	No
255	GOM_NL__2PRFIN20110701_202949_000000553104_00100_48821_1078.N1	01-JUL-2011 20:29:49	Bright	55.000	110	37Del Cas	2.6780	8900.0	110	48821	No
256	GOM_NL__2PRFIN20110701_203300_000000563104_00100_48821_1079.N1	01-JUL-2011 20:33:00	Bright	56.000	160	23Gam Per	2.9300	4700.0	112	48821	No
257	GOM_NL__2PRFIN20110701_203445_000000453104_00100_48821_1080.N1	01-JUL-2011 20:34:45	Bright	44.500	175	39Del Per	3.0100	19400.	89	48821	No
258	GOM_NL__2PRFIN20110701_203622_000000493104_00100_48821_1081.N1	01-JUL-2011 20:36:22	Bright	48.500	73	57Gam1And	2.2600	13100.	97	48821	No
259	GOM_NL__2PRFIN20110701_203902_000000513104_00100_48821_1082.N1	01-JUL-2011 20:39:02	Tw_i_and_stray	51.000	173	4Bet Tri	3.0040	8900.0	102	48821	No
260	GOM_NL__2PRFIN20110701_204322_000000583104_00100_48821_1083.N1	01-JUL-2011 20:43:22	Dark	57.500	50	13Alp Ari	2.0070	4250.0	115	48821	No
261	GOM_NL__2PRFIN20110701_204823_000000483104_00100_48821_1084.N1	01-JUL-2011 20:48:23	Dark	47.500	94	92Alp Cet	2.5260	3100.0	95	48821	No
262	GOM_NL__2PRFIN20110701_210749_000000603104_00101_48822_1085.N1	01-JUL-2011 21:07:49	Dark	60.000	84	Alp Phe	2.3970	4500.0	120	48822	No
263	GOM_NL__2PRFIN20110701_211415_000000503104_00101_48822_1086.N1	01-JUL-2011 21:14:15	Straylight	50.000	63	Bet Gru	2.1500	2800.0	100	48822	No
264	GOM_NL__2PRFIN20110701_211609_000000493104_00101_48822_1087.N1	01-JUL-2011 21:16:09	Straylight	48.500	31	Alp Gru	1.7340	15200.	97	48822	No
265	GOM_NL__2PRFIN20110701_211905_000000553104_00101_48822_1088.N1	01-JUL-2011 21:19:05	Straylight	54.500	172	Gam Gru	3.0030	13100.	109	48822	No
266	GOM_NL__2PRFIN20110701_212745_000000473104_00101_48822_1089.N1	01-JUL-2011 21:27:45	Tw_i_and_stray	46.500	103	38Zet Sgr	2.6000	9700.0	93	48822	No
267	GOM_NL__2PRFIN20110701_213028_000000443104_00101_48822_1090.N1	01-JUL-2011 21:30:28	Bright	44.000	155	41Pi Sgr	2.9000	6600.0	88	48822	No
268	GOM_NL__2PRFIN20110701_213843_000000383104_00101_48822_1091.N1	01-JUL-2011 21:38:43	Bright	38.000	126	60Bet Oph	2.7700	4250.0	76	48822	No
269	GOM_NL__2PRFIN20110701_214239_000000703104_00101_48822_1092.N1	01-JUL-2011 21:42:39	Bright	70.000	168	17Zet Aql	2.9860	11000.	140	48822	No
270	GOM_NL__2PRFIN20110701_214939_000000423104_00101_48822_1093.N1	01-JUL-2011 21:49:39	Bright	42.000	5	3Alp Lyr	0.033000	11000.	84	48822	No
271	GOM_NL__2PRFIN20110701_215223_000000383104_00101_48822_1094.N1	01-JUL-2011 21:52:23	Bright	38.000	130	23Bet Dra	2.7990	5800.0	76	48822	No
272	GOM_NL__2PRFIN20110701_215358_000000463104_00101_48822_1095.N1	01-JUL-2011 21:53:58	Bright	45.500	144	18Del Cyg	2.8600	11000.	91	48822	No
273	GOM_NL__2PRFIN20110701_220102_000000463104_00101_48822_1096.N1	01-JUL-2011 22:01:02	Bright	45.500	89	5Alp Cep	2.4510	8000.0	91	48822	No
274	GOM_NL__2PRFIN20110701_220825_000000513104_00101_48822_1097.N1	01-JUL-2011 22:08:25	Bright	50.500	74	11Bet Cas	2.2680	6600.0	101	48822	No
275	GOM_NL__2PRFIN20110701_221003_000000513104_00101_48822_1098.N1	01-JUL-2011 22:10:03	Bright	50.500	110	37Del Cas	2.6780	8900.0	101	48822	No
276	GOM_NL__2PRFIN20110701_221314_000000413104_00101_48822_1099.N1	01-JUL-2011 22:13:14	Bright	40.500	160	23Gam Per	2.9300	4700.0	81	48822	No
277	GOM_NL__2PRFIN20110701_221459_000000543104_00101_48822_1100.N1	01-JUL-2011 22:14:59	Bright	54.000	175	39Del Per	3.0100	19400.	108	48822	No
278	GOM_NL__2PRFIN20110701_221636_000000493104_00101_48822_1101.N1	01-JUL-2011 22:16:36	Bright	48.500	73	57Gam1And	2.2600	13100.	97	48822	No

279	GOM_NL__2PRFIN20110701_221917_000000513104_00101_48822_1102.N1	01-JUL-2011 22:19:17	Twilight	51.000	173	4Bet Tri	3.0040	8900.0	102	48822	No
280	GOM_NL__2PRFIN20110701_222337_000000593104_00101_48822_1103.N1	01-JUL-2011 22:23:37	Dark	58.500	50	13Alp Ari	2.0070	4250.0	117	48822	No
281	GOM_NL__2PRFIN20110701_222837_000000493104_00101_48822_1104.N1	01-JUL-2011 22:28:37	Dark	49.000	94	92Alp Cet	2.5260	3100.0	98	48822	No
282	GOM_NL__2PRFIN20110701_224804_000000533104_00102_48823_1085.N1	01-JUL-2011 22:48:04	Dark	53.000	84	Alp Phe	2.3970	4500.0	106	48823	No
283	GOM_NL__2PRFIN20110701_225430_000000503104_00102_48823_1086.N1	01-JUL-2011 22:54:30	Straylight	50.000	63	Bet Gru	2.1500	2800.0	100	48823	No
284	GOM_NL__2PRFIN20110701_225624_000000493104_00102_48823_1087.N1	01-JUL-2011 22:56:24	Straylight	49.000	31	Alp Gru	1.7340	15200.	98	48823	No
285	GOM_NL__2PRFIN20110701_225920_000000583104_00102_48823_1088.N1	01-JUL-2011 22:59:20	Straylight	57.500	172	Gam Gru	3.0030	13100.	115	48823	No
286	GOM_NL__2PRFIN20110701_230800_000000483104_00102_48823_1089.N1	01-JUL-2011 23:08:00	Twilight	48.000	103	38Zet Sgr	2.6000	9700.0	96	48823	No
287	GOM_NL__2PRFIN20110701_231042_000000443104_00102_48823_1090.N1	01-JUL-2011 23:10:42	Bright	44.000	155	41Pi Sgr	2.9000	6600.0	88	48823	No
288	GOM_NL__2PRFIN20110701_231857_000000383104_00102_48823_1091.N1	01-JUL-2011 23:18:57	Bright	37.500	126	60Bet Oph	2.7700	4250.0	75	48823	No
289	GOM_NL__2PRFIN20110701_232252_000000473104_00102_48823_1092.N1	01-JUL-2011 23:22:52	Bright	46.500	168	17Zet Aql	2.9860	11000.	93	48823	No
290	GOM_NL__2PRFIN20110701_232952_000000423104_00102_48823_1093.N1	01-JUL-2011 23:29:52	Bright	41.500	5	3Alp Lyr	0.033000	11000.	83	48823	No
291	GOM_NL__2PRFIN20110701_233237_000000353104_00102_48823_1094.N1	01-JUL-2011 23:32:37	Bright	35.000	130	23Bet Dra	2.7990	5800.0	70	48823	No
292	GOM_NL__2PRFIN20110701_233412_000000493104_00102_48823_1095.N1	01-JUL-2011 23:34:12	Bright	49.000	144	18Del Cyg	2.8600	11000.	98	48823	No
293	GOM_NL__2PRFIN20110701_234115_000000433104_00102_48823_1096.N1	01-JUL-2011 23:41:15	Bright	42.500	89	5Alp Cep	2.4510	8000.0	85	48823	No
294	GOM_NL__2PRFIN20110701_234838_000000493104_00102_48823_1097.N1	01-JUL-2011 23:48:38	Bright	48.500	74	11Bet Cas	2.2680	6600.0	97	48823	No
295	GOM_NL__2PRFIN20110701_235016_000000633104_00102_48823_1098.N1	01-JUL-2011 23:50:16	Bright	63.000	110	37Del Cas	2.6780	8900.0	126	48823	No
296	GOM_NL__2PRFIN20110701_235328_000000543104_00102_48823_1099.N1	01-JUL-2011 23:53:28	Bright	53.500	160	23Gam Per	2.9300	4700.0	107	48823	No
297	GOM_NL__2PRFIN20110701_235513_000000353104_00102_48823_1100.N1	01-JUL-2011 23:55:13	Bright	35.000	175	39Del Per	3.0100	19400.	70	48823	No
298	GOM_NL__2PRFIN20110701_235649_000000663104_00102_48823_1101.N1	01-JUL-2011 23:56:49	Bright	66.000	73	57Gam1And	2.2600	13100.	132	48823	No
299	GOM_NL__2PRFIN20110701_235930_000000513104_00102_48823_1102.N1	01-JUL-2011 23:59:30	Twilight	50.500	173	4Bet Tri	3.0040	8900.0	101	48823	No

3. Quality information per product

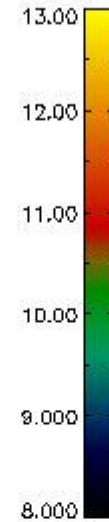
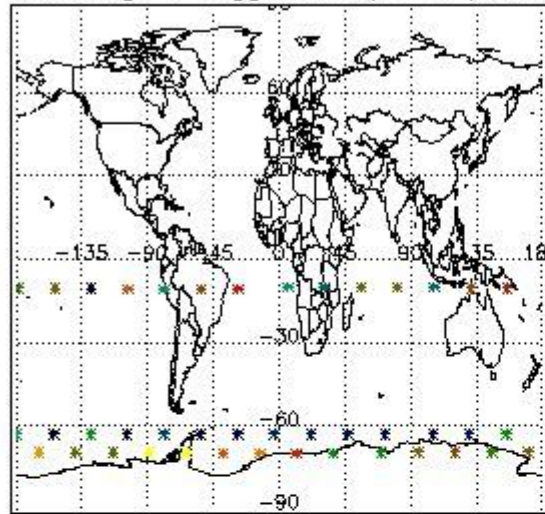
In this section it is plotted some information contained in the Quality Summary data set of the level 2 products. Only products in dark limb conditions and without errors (error flag in the MPH set to "0") are used.

3.1 Plot quality information per product (time dependant)

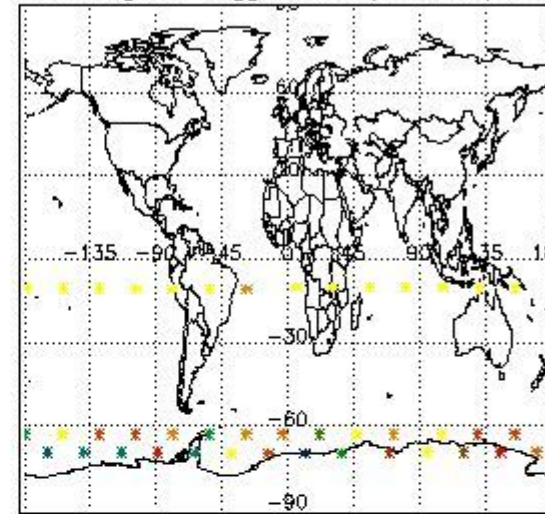


3.2 Plot quality information per product (world map)

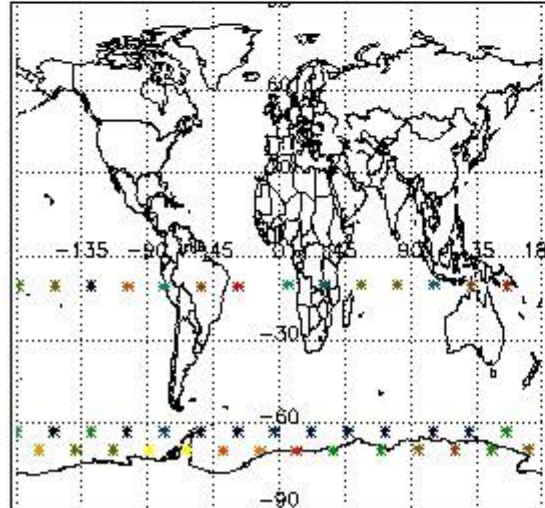
Percentage of flagged data per O3 profile



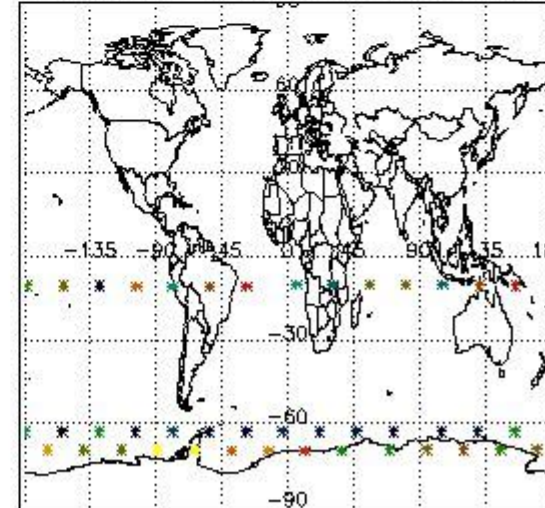
Percentage of flagged data per H2O profile



Percentage of flagged data per NO2 profile



Percentage of flagged data per NO3 profile

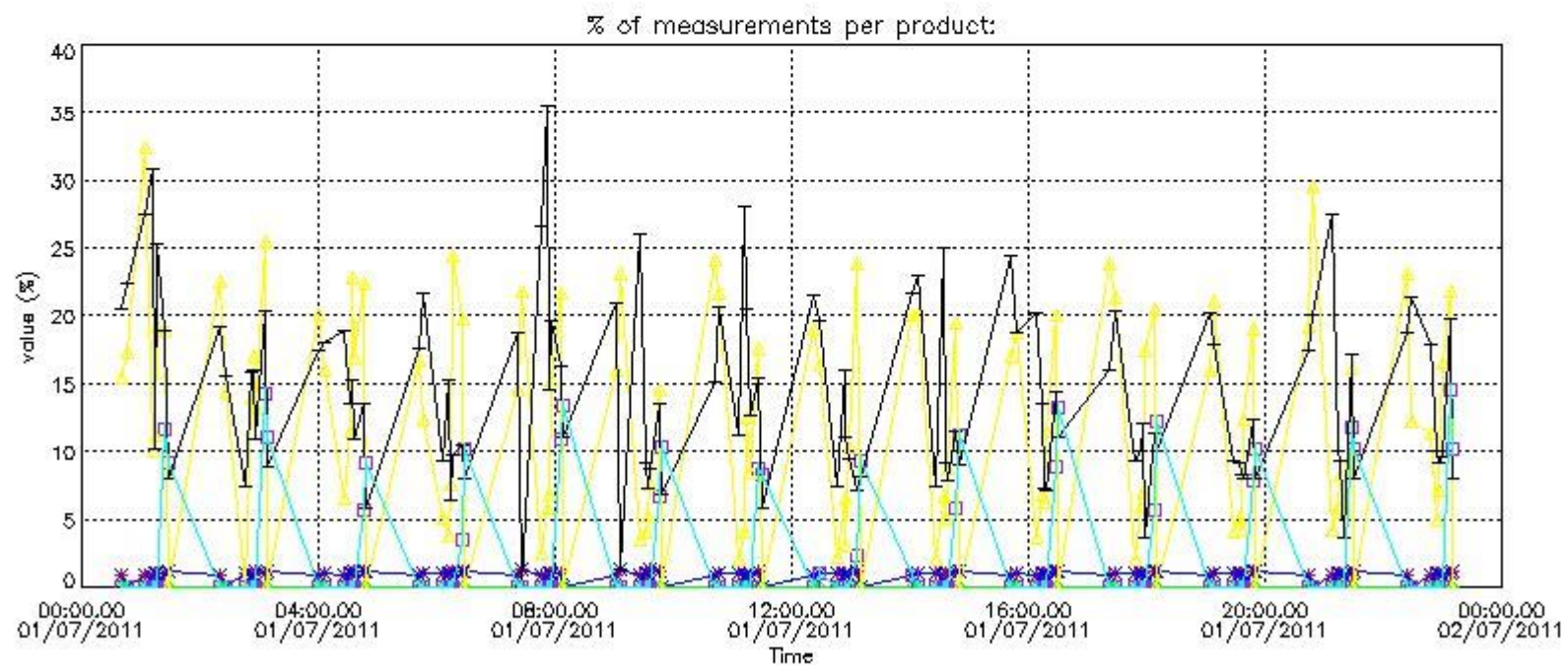


4. Level 1 quality information per product

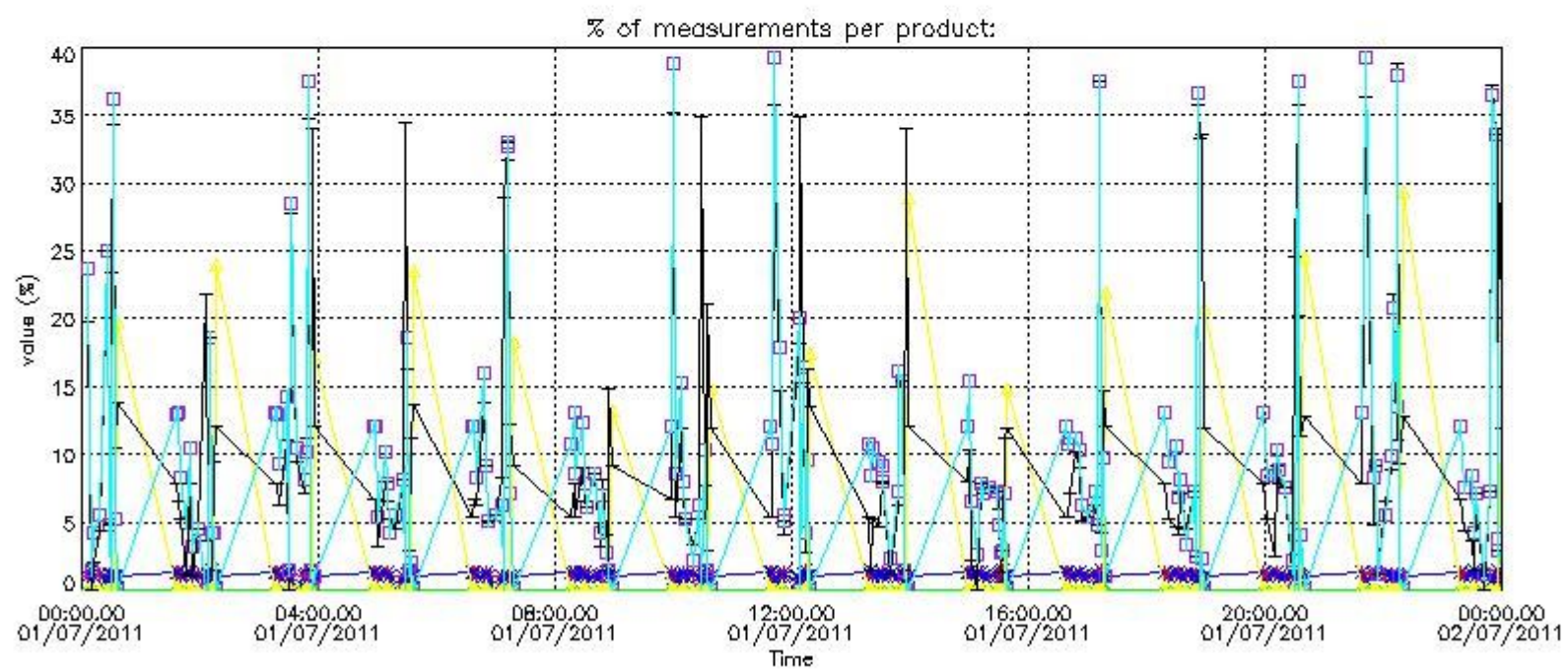
In this section it is plotted some information contained in the Quality Summary data set of the level 2 products that comes from the level 1b processing. Products without errors (error flag in the MPH set to "0") are used.

4.1 Plot quality information per product (time dependant) coming from level 1b processing

4.1.1 Plot level 1 quality information per product (time dependant): ENVISAT ASCENDING passes

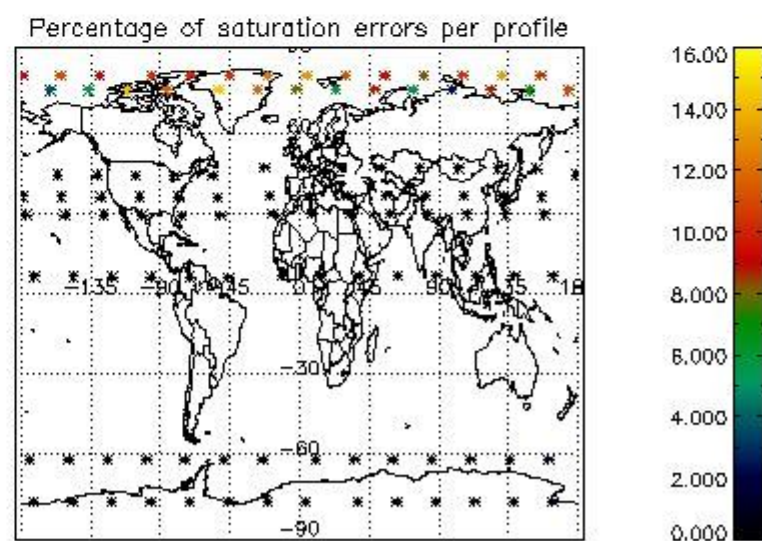
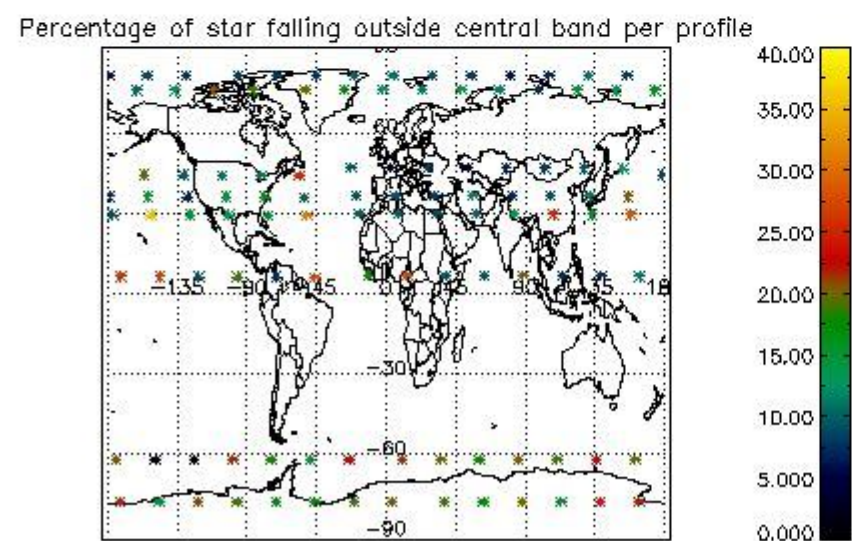
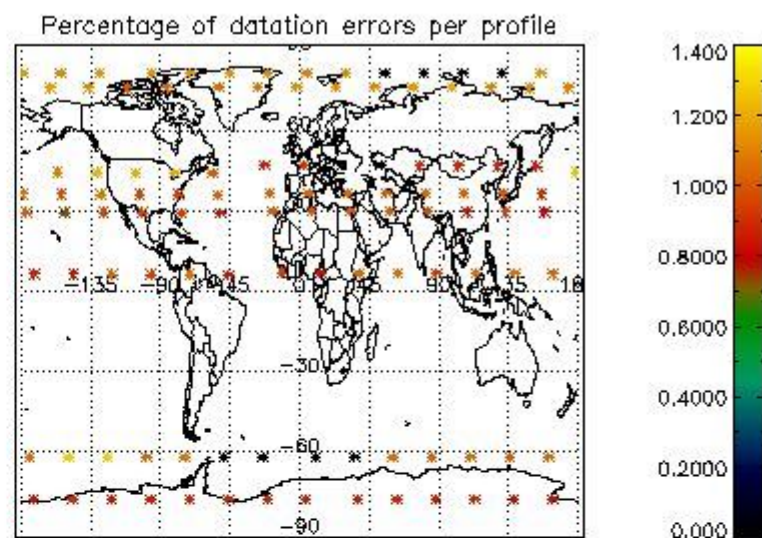
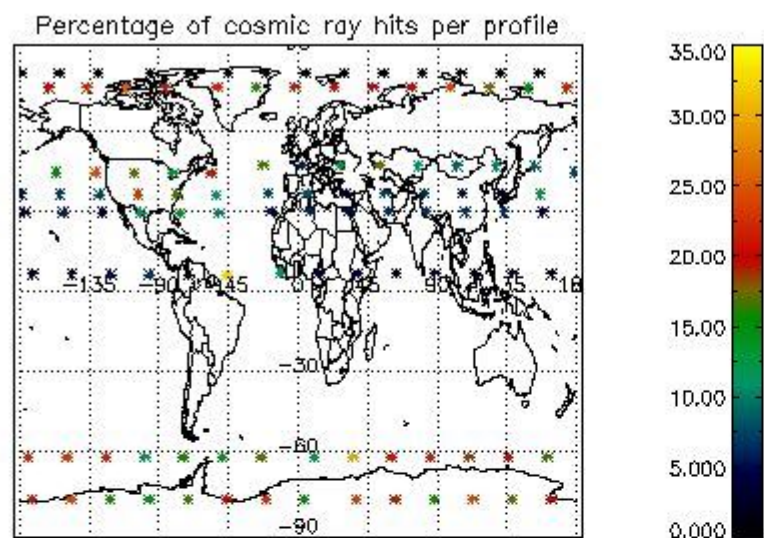


4.1.2 Plot level 1 quality information per product (time dependant): ENVI SAT DESCENDING passes

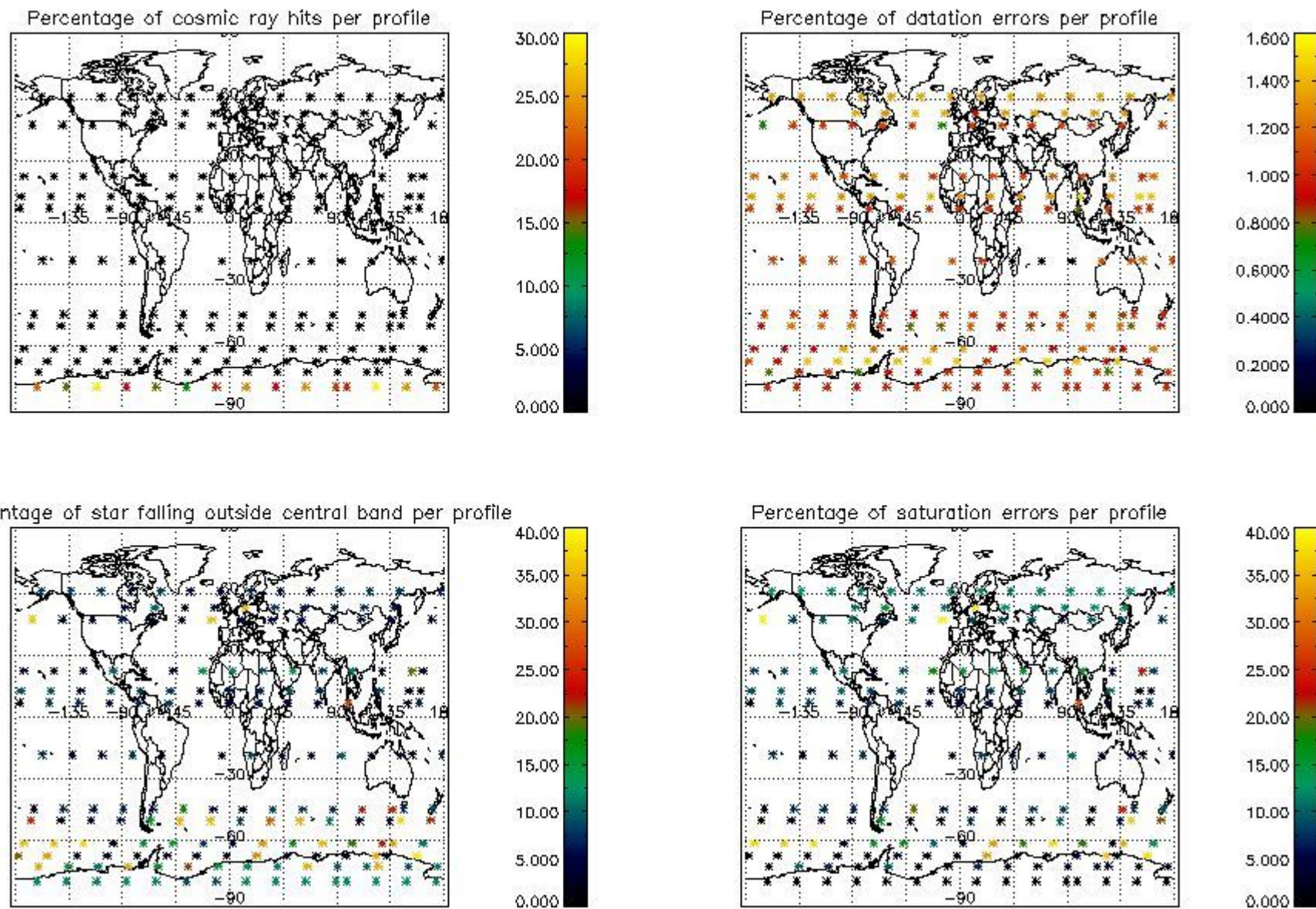


4.2 Plot quality information per product coming from level 1b processing (world map)

4.2.1 Plot level 1 quality information per product (world map): ENVISAT ASCENDING passes



4.2.2 Plot level 1 quality information per product (world map): ENVISAT DESCENDING passes



5. Trace gas profiles

5.1 Ozone statistics based on quality of products

The final quality of the products can be "measured" using the STD (Standard Deviation) attached to every point profile. This information is written to the parameter GOM_NL__2P/NL_LOCAL_SPECIES_DENSITY/o3_std of the level 2 products. The table below shows the statistics for given STD ranges.

The statistics are given with respect to the overall valid production:

- Products without fatal errors: GOM_NL__2P/MPH/PRODUCT_ERR=0
- Valid point profile: GOM_NL__2P/NL_LOCAL_SPECIES_DENSITY/pcd(0)=0

The 'Criteria' is applied to valid points of dark limb products:

- Products in dark limb illumination condition: GOM_NL__2P/NL_SUMMARY_QUALITY/obs_ill_cond=0
- Products without fatal errors: GOM_NL__2P/MPH/PRODUCT_ERR=0
- Valid point profile: GOM_NL__2P/NL_LOCAL_SPECIES_DENSITY/pcd(0)=0

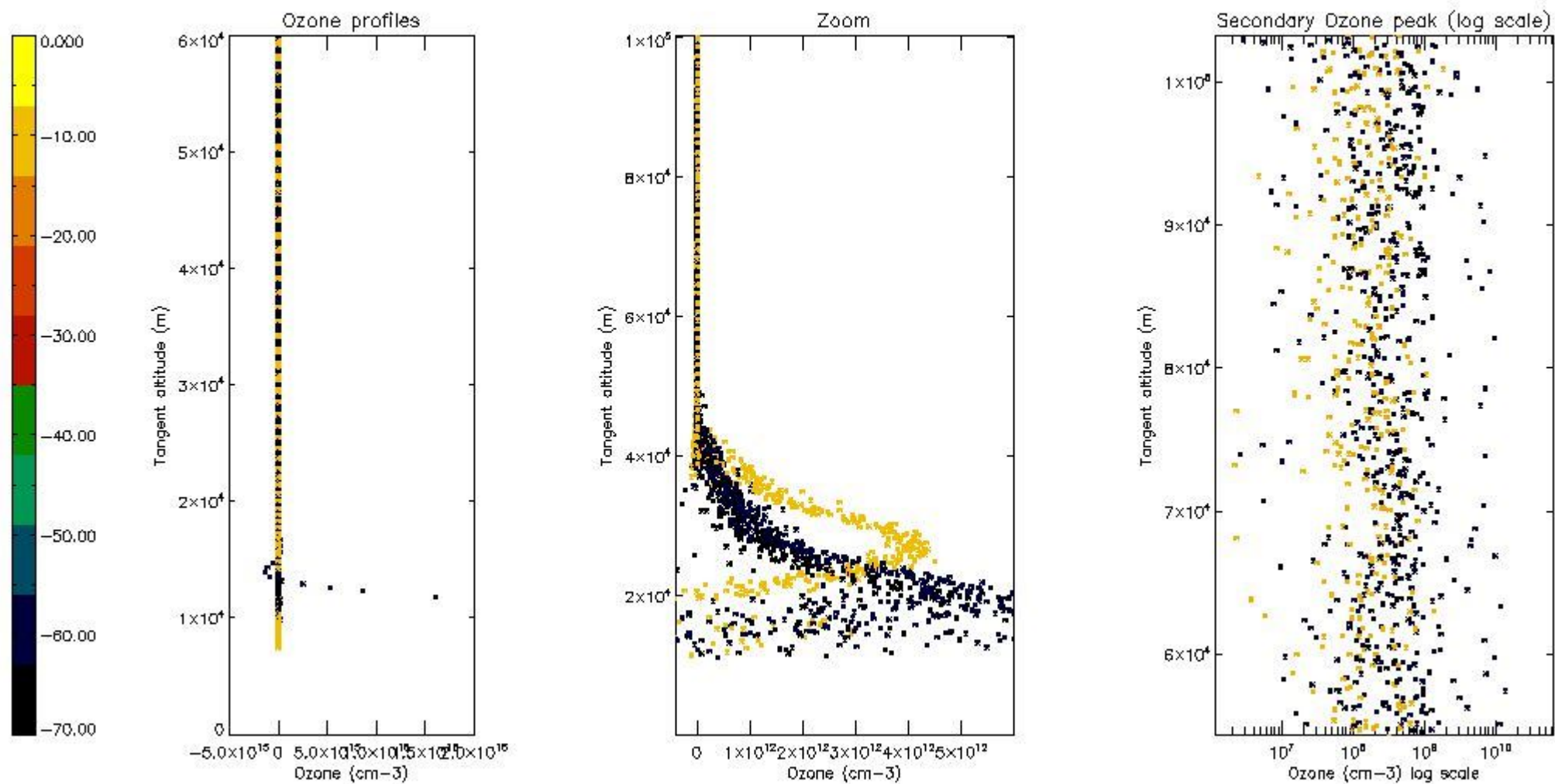
So, the table below shows the percentage of dark limb and valid observations for each criteria with respect to the overall valid daily observations.

Criteria	% of total production
All STD	16
STD < 20	4

STD < 10	2
STD < 5	0

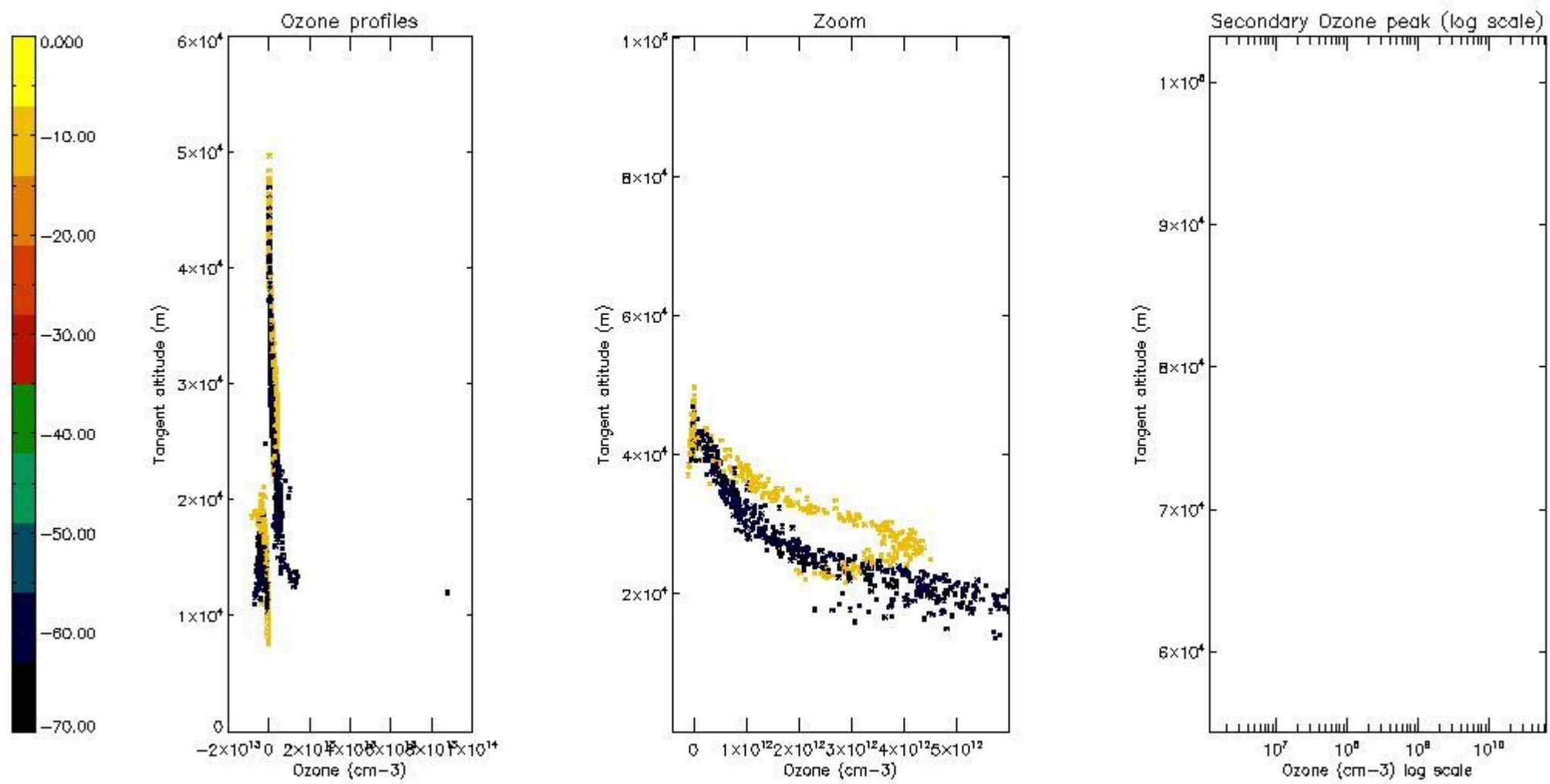
5.2 Plot ozone profiles for all STD (dark without errors)

The colorbar represents the latitude.



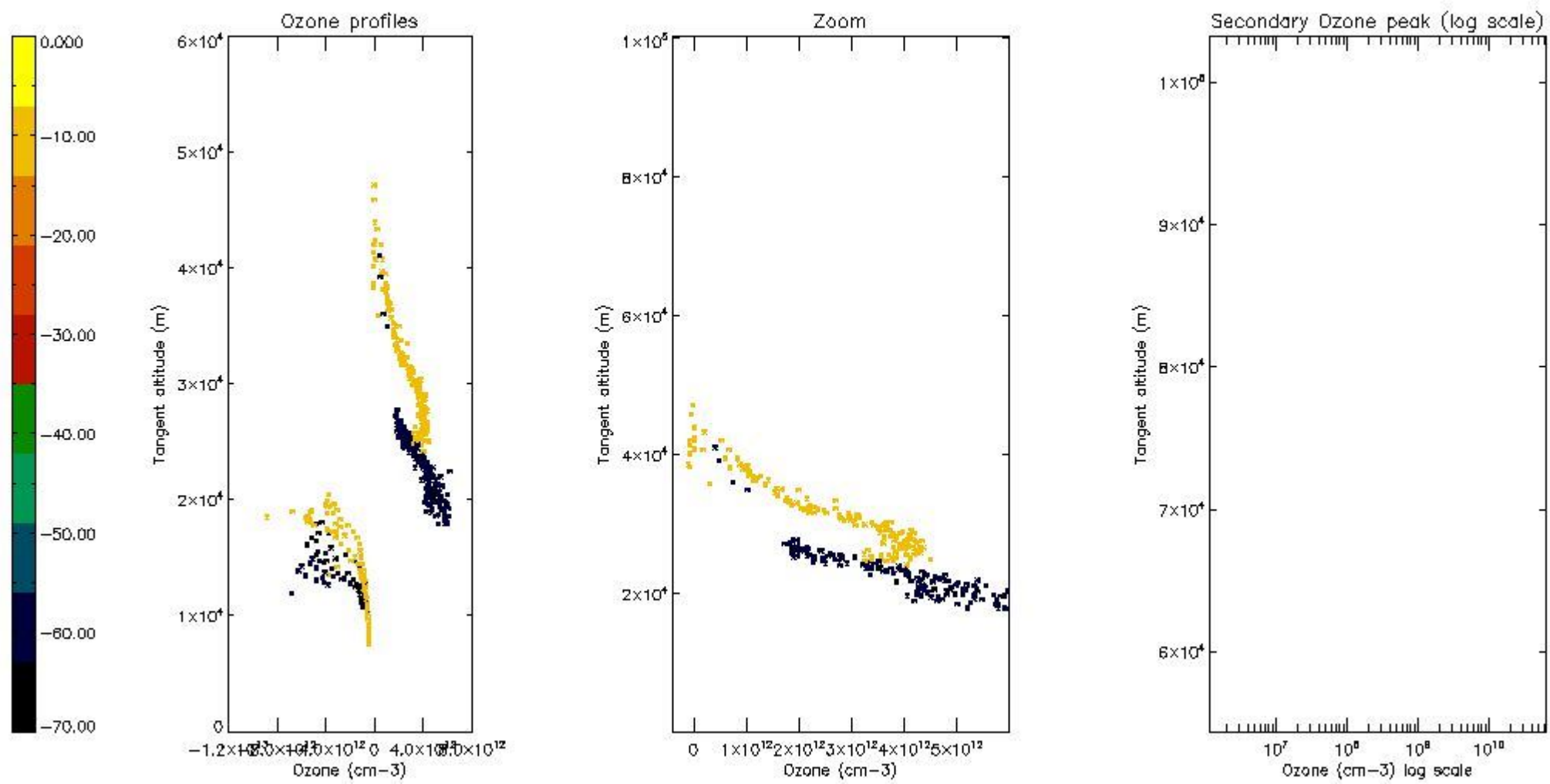
5.3 Plot ozone profiles where STD < 20% (dark without errors)

The colorbar represents the latitude.



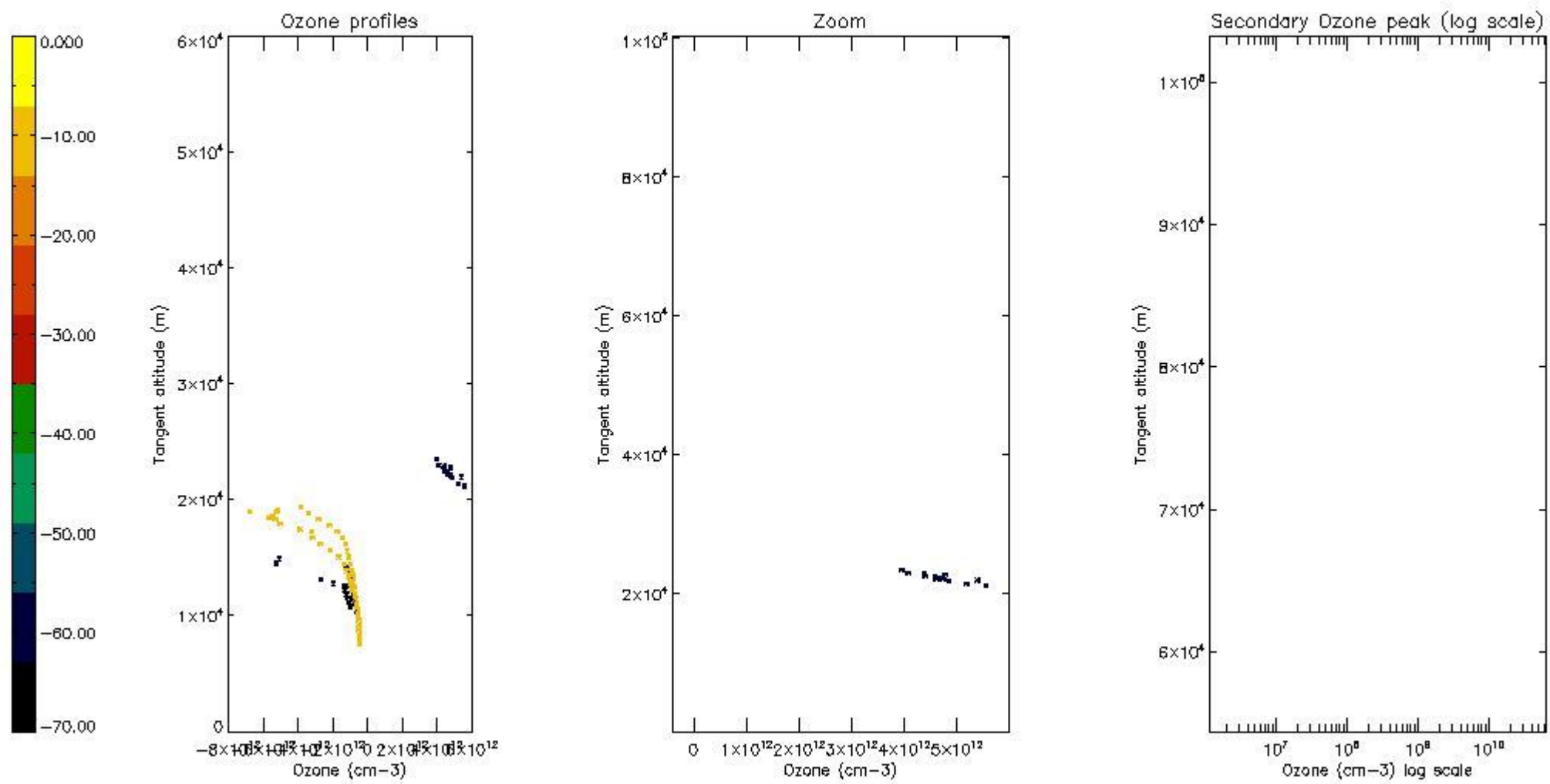
5.4 Plot ozone profiles where STD < 10% (dark without errors)

The colorbar represents the latitude.



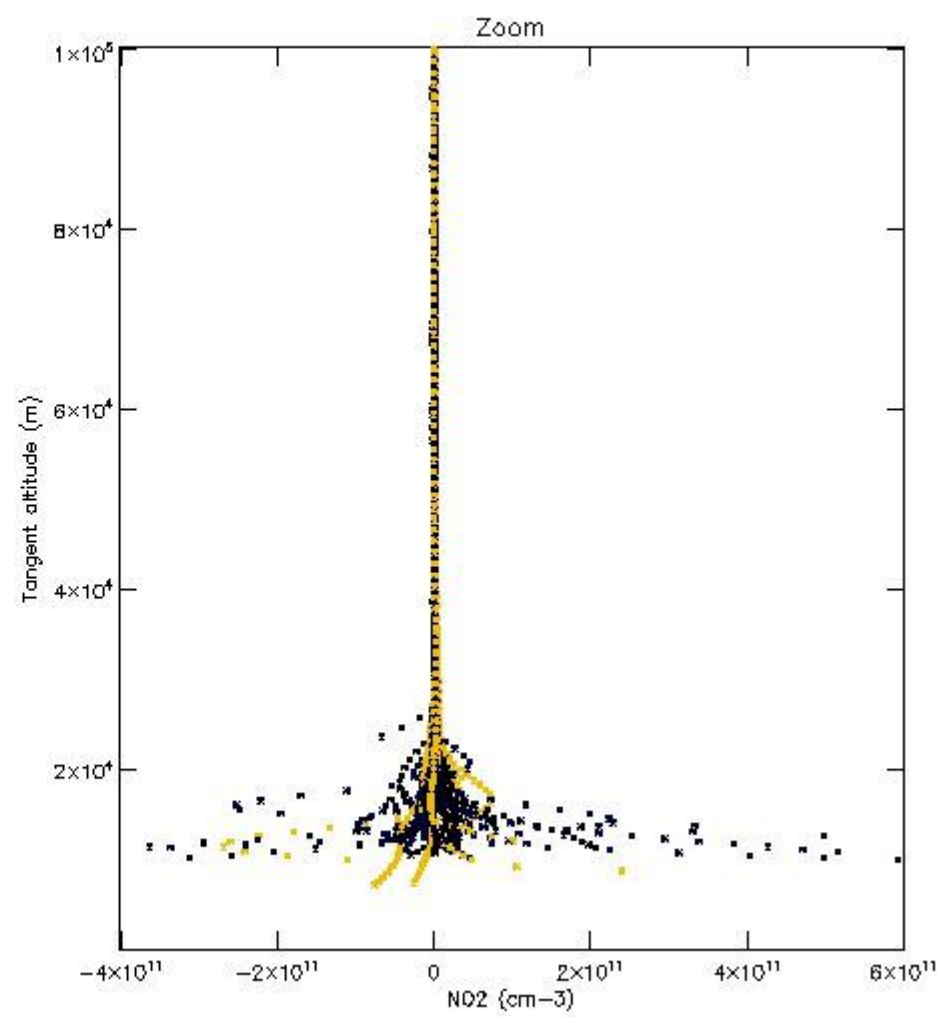
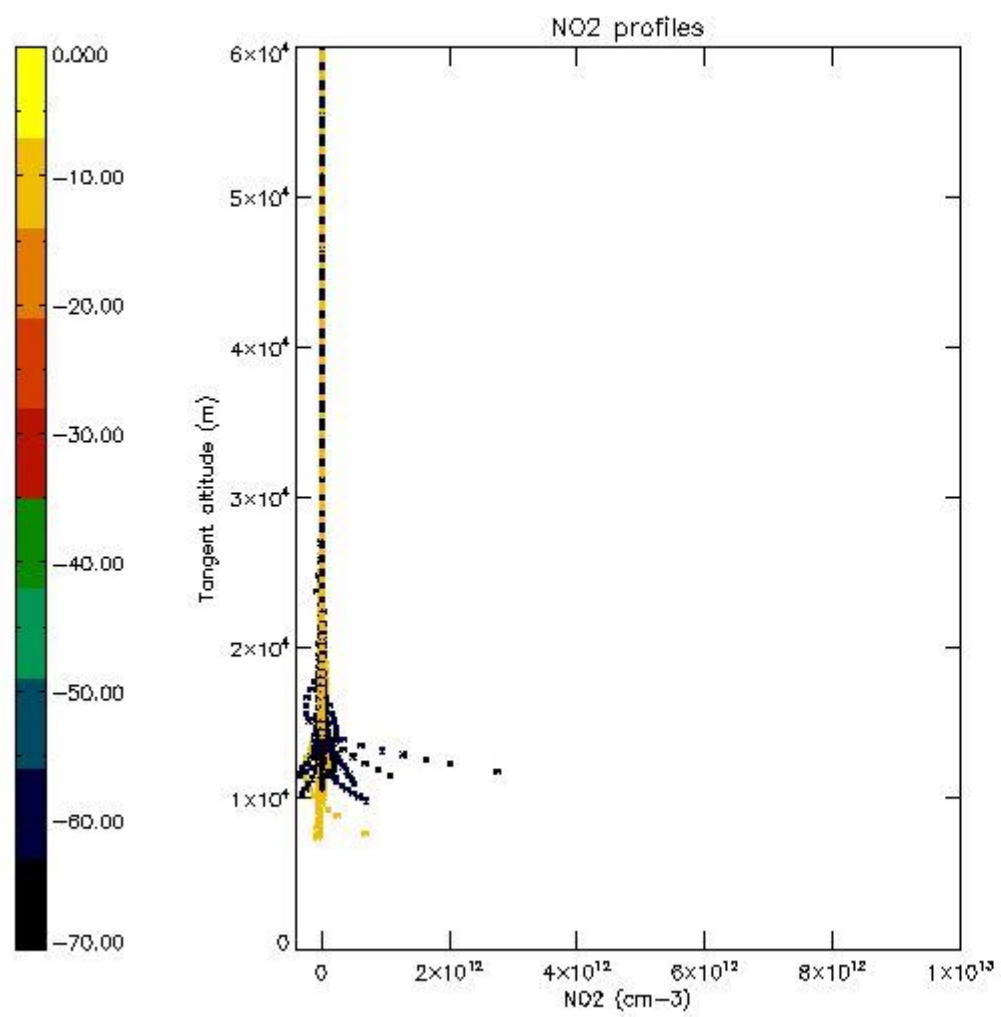
5.5 Plot ozone profiles where $STD < 5\%$ (dark without errors)

The colorbar represents the latitude.



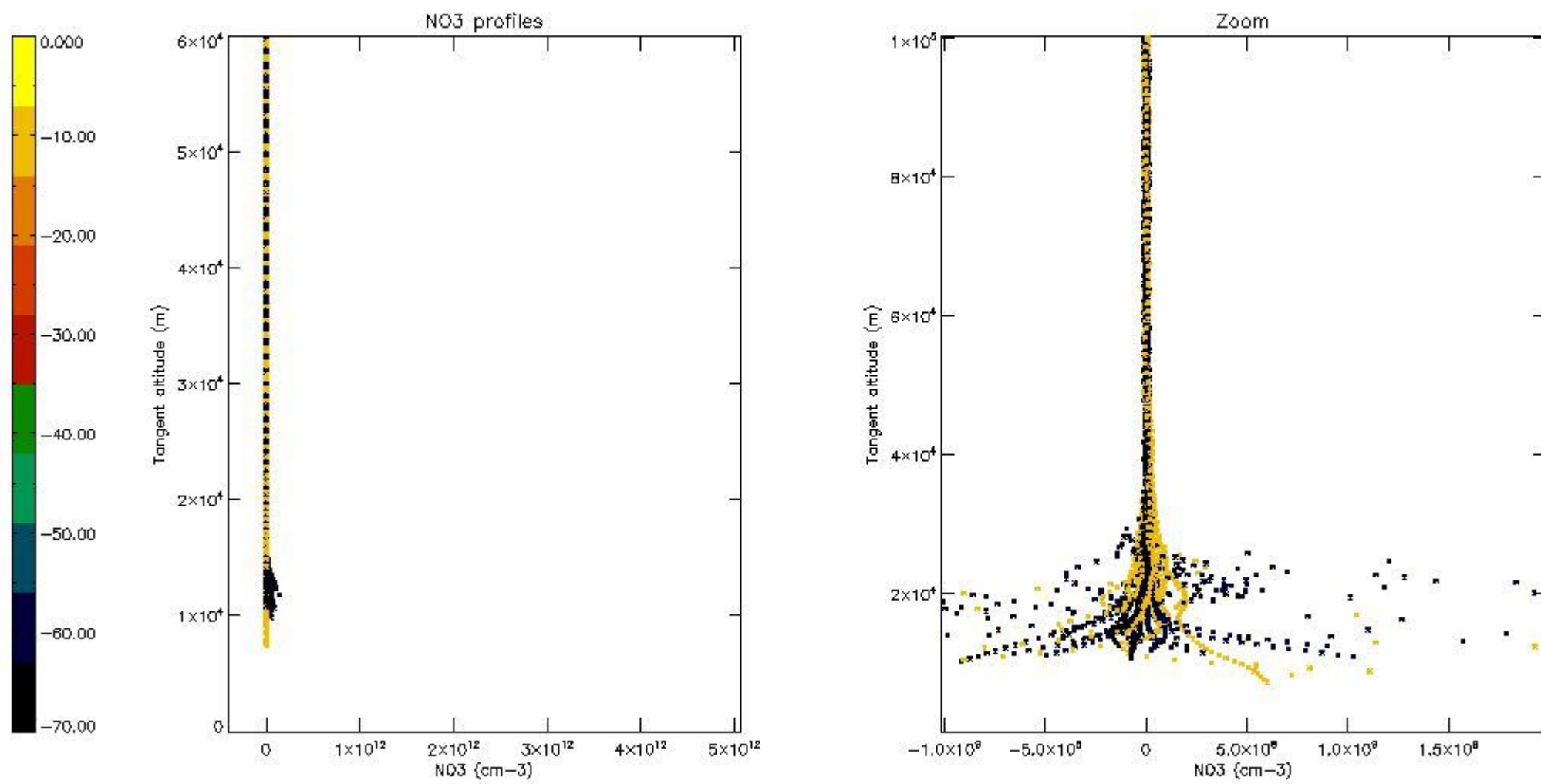
5.6 Plot NO₂ profiles for all STD (dark without errors)

The colorbar represents the latitude.



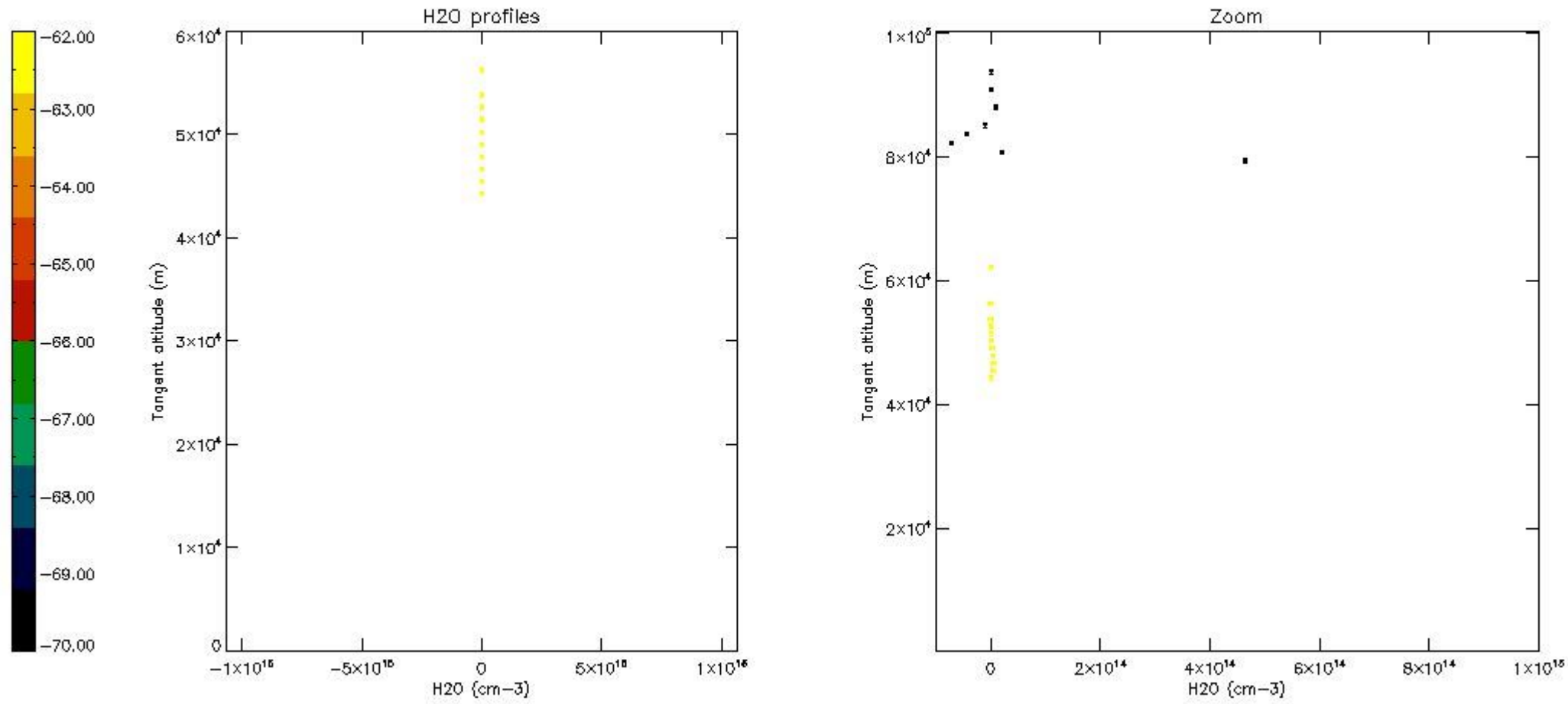
5.7 Plot NO3 profiles for all STD (dark without errors)

The colorbar represents the latitude.



5.8 Plot H2O profiles for all STD (only for occultations of stars 1,2,3,4,13,14,16,26,63 dark without errors)

The colorbar represents the latitude.



6. Auxiliary Data Files used for the production reported in section 2

The number reported in the third column indicates since which file (see list in section 2) the corresponding auxiliary file has been used. The fourth column is the date of those product files.

Type	Auxiliary Filename	Used since product	Used since product date
INST_PHYS_CHARACTERISTICS	GOM_INS_AXVIEC20091111_143220_20030716_120000_20500101_000000	1	01-JUL-2011 00:06:43
LEVEL-2_PROC_CONFIG	GOM_PR2_AXVIEC20091111_152718_20020301_000000_20500101_000000	1	01-JUL-2011 00:06:43
CROSS_SECTIONS_FILE	GOM_CRS_AXVIEC20091111_154832_20020301_000000_20500101_000000	1	01-JUL-2011 00:06:43

GOMOS Level 2 Daily Report

SUMMARY

[1. General Info](#)

[2. Summary of processed GOM_NL_2P products](#)

[3. Level 2 Quality information per product](#)

[3.1 Plot of level 2 quality information per product \(time dependant\)](#)

[3.2 Plot of level 2 quality information per product \(world map\)](#)

[4. Level 1 Quality information per product \(stored on level 2 products\)](#)

[4.1 Plot of level 1 quality information per product \(time dependant\)](#)

[4.1.1 Plot of level 1 quality information per product \(time dependant\): ASCENDING](#)

[4.1.2 Plot of level 1 quality information per product \(time dependant\): DESCENDING](#)

[4.2 Plot of level 1 quality information per product \(world map\)](#)

[4.2.1 Plot of level 1 quality information per product \(world map\): ASCENDING](#)

[4.2.2 Plot of level 1 quality information per product \(world map\): DESCENDING](#)

[5. Ozone profiles based on quality statistics and other trace gas profiles](#)

[5.1 Ozone statistics based on quality of products](#)

[5.2 Plot ozone profiles for all STD \(dark without errors\)](#)

[5.3 Plot ozone profiles where STD < 20% \(dark without errors\)](#)

[5.4. Plot ozone profiles where STD < 10% \(dark without errors\)](#)

[5.5. Plot ozone profiles where STD < 5% \(dark without errors\)](#)

[5.6 Plot NO2 profiles for all STD \(dark without errors\)](#)

[5.7 Plot NO3 profiles for all STD \(dark without errors\)](#)

[5.8 Plot H2O profiles \(only for occultations of stars 1,2,3,4,13,14,16,26,63 dark without errors\) for all STD](#)

[6. Auxiliary Data Files used for the production reported in section 2](#)

This report presents the daily analysis on parameters extracted from GOMOS level 2 data (GOM_NL__2P). It is intended to monitor some important parameters that will impact the quality of these products. A list of level 2 products (and content) that have arrived during the reporting day to the PCF is also given.

Item	Value
Time of report generation	24APR2013 15:20:20
Data source version	GOMOS/6.01
Start time of products	01-07-2011 (01JUL2011 00:00:00)
Stop time of products	02-07-2011 (02JUL2011 00:00:00)
Store outputs in DB	Yes
Nb of level 2 prods	299
Nb of prods with errors	0

2. Summary of processed GOM_NL__2P products.

Nr	Filename	UTC Start time	Limb	Duration	Star Id	Star Name	Star Mag	Star Temp	Nb Meas	Orbit	Prod. error
1	GOM_NL__2PRFIN20110701_000643_000000513104_00088_48809_1020.N1	01-JUL-2011 00:06:43	Bright	50.500	5	3Alp Lyr	0.033000	11000.	101	48809	No
2	GOM_NL__2PRFIN20110701_000923_000000343104_00088_48809_1021.N1	01-JUL-2011 00:09:23	Bright	34.000	130	23Bet Dra	2.7990	5800.0	68	48809	No
3	GOM_NL__2PRFIN20110701_001108_000000483104_00088_48809_1022.N1	01-JUL-2011 00:11:08	Bright	48.000	144	18Del Cyg	2.8600	11000.	96	48809	No
4	GOM_NL__2PRFIN20110701_001809_000000463104_00088_48809_1023.N1	01-JUL-2011 00:18:09	Bright	45.500	89	5Alp Cep	2.4510	8000.0	91	48809	No
5	GOM_NL__2PRFIN20110701_002530_000000603104_00088_48809_1024.N1	01-JUL-2011 00:25:30	Bright	60.000	74	11Bet Cas	2.2680	6600.0	120	48809	No
6	GOM_NL__2PRFIN20110701_002705_000000423104_00088_48809_1025.N1	01-JUL-2011 00:27:05	Bright	41.500	110	37Del Cas	2.6780	8900.0	83	48809	No
7	GOM_NL__2PRFIN20110701_003013_000000473104_00088_48809_1026.N1	01-JUL-2011 00:30:13	Bright	47.000	160	23Gam Per	2.9300	4700.0	94	48809	No
8	GOM_NL__2PRFIN20110701_003157_000000533104_00088_48809_1027.N1	01-JUL-2011 00:31:57	Bright	52.500	175	39Del Per	3.0100	19400.	105	48809	No
9	GOM_NL__2PRFIN20110701_003335_000000483104_00088_48809_1028.N1	01-JUL-2011 00:33:35	Bright	48.000	73	57Gam1And	2.2600	13100.	96	48809	No
10	GOM_NL__2PRFIN20110701_003614_000000513104_00088_48809_1029.N1	01-JUL-2011 00:36:14	Twilight	50.500	173	4Bet Tri	3.0040	8900.0	101	48809	No
11	GOM_NL__2PRFIN20110701_004030_000000593104_00088_48809_1030.N1	01-JUL-2011 00:40:30	Dark	58.500	50	13Alp Ari	2.0070	4250.0	117	48809	No
12	GOM_NL__2PRFIN20110701_004530_000000493104_00088_48809_1031.N1	01-JUL-2011 00:45:30	Dark	49.000	94	92Alp Cet	2.5260	3100.0	98	48809	No
13	GOM_NL__2PRFIN20110701_010449_000000603104_00089_48810_1011.N1	01-JUL-2011 01:04:49	Dark	60.000	84	Alp Phe	2.3970	4500.0	120	48810	No
14	GOM_NL__2PRFIN20110701_011116_000000653104_00089_48810_1012.N1	01-JUL-2011 01:11:16	Straylight	65.000	63	Bet Gru	2.1500	2800.0	130	48810	No
15	GOM_NL__2PRFIN20110701_011311_000000493104_00089_48810_1013.N1	01-JUL-2011 01:13:11	Straylight	49.000	31	Alp Gru	1.7340	15200.	98	48810	No
16	GOM_NL__2PRFIN20110701_011529_000000503104_00089_48810_1014.N1	01-JUL-2011 01:15:29	Straylight	49.500	45	Alp Pav	1.9400	26000.	99	48810	No
17	GOM_NL__2PRFIN20110701_012454_000000483104_00089_48810_1015.N1	01-JUL-2011 01:24:54	Twilight	47.500	103	38Zet Sgr	2.6000	9700.0	95	48810	No
18	GOM_NL__2PRFIN20110701_012738_000000443104_00089_48810_1016.N1	01-JUL-2011 01:27:38	Bright	44.000	155	41Pi Sgr	2.9000	6600.0	88	48810	No
19	GOM_NL__2PRFIN20110701_013555_000000393104_00089_48810_1017.N1	01-JUL-2011 01:35:55	Bright	38.500	126	60Bet Oph	2.7700	4250.0	77	48810	No
20	GOM_NL__2PRFIN20110701_013814_000000383104_00089_48810_1018.N1	01-JUL-2011 01:38:14	Bright	38.000	59	55Alp Oph	2.0800	8900.0	76	48810	No
21	GOM_NL__2PRFIN20110701_013957_000000483104_00089_48810_1019.N1	01-JUL-2011 01:39:57	Bright	48.000	168	17Zet Aql	2.9860	11000.	96	48810	No
22	GOM_NL__2PRFIN20110701_014656_000000413104_00089_48810_1020.N1	01-JUL-2011 01:46:56	Bright	41.000	5	3Alp Lyr	0.033000	11000.	82	48810	No
23	GOM_NL__2PRFIN20110701_014937_000000383104_00089_48810_1021.N1	01-JUL-2011 01:49:37	Bright	38.000	130	23Bet Dra	2.7990	5800.0	76	48810	No
24	GOM_NL__2PRFIN20110701_015120_000000463104_00089_48810_1022.N1	01-JUL-2011 01:51:20	Bright	46.000	144	18Del Cyg	2.8600	11000.	92	48810	No
25	GOM_NL__2PRFIN20110701_015822_000000453104_00089_48810_1023.N1	01-JUL-2011 01:58:22	Bright	44.500	89	5Alp Cep	2.4510	8000.0	89	48810	No
26	GOM_NL__2PRFIN20110701_020543_000000603104_00089_48810_1024.N1	01-JUL-2011 02:05:43	Bright	59.500	74	11Bet Cas	2.2680	6600.0	119	48810	No
27	GOM_NL__2PRFIN20110701_020718_000000423104_00089_48810_1025.N1	01-JUL-2011 02:07:18	Bright	41.500	110	37Del Cas	2.6780	8900.0	83	48810	No
28	GOM_NL__2PRFIN20110701_021027_000000433104_00089_48810_1026.N1	01-JUL-2011 02:10:27	Bright	43.000	160	23Gam Per	2.9300	4700.0	86	48810	No
29	GOM_NL__2PRFIN20110701_021211_000000353104_00089_48810_1027.N1	01-JUL-2011 02:12:11	Bright	35.000	175	39Del Per	3.0100	19400.	70	48810	No
30	GOM_NL__2PRFIN20110701_021349_000000483104_00089_48810_1028.N1	01-JUL-2011 02:13:49	Bright	47.500	73	57Gam1And	2.2600	13100.	95	48810	No
31	GOM_NL__2PRFIN20110701_021628_000000503104_00089_48810_1029.N1	01-JUL-2011 02:16:28	Twilight	50.000	173	4Bet Tri	3.0040	8900.0	100	48810	No
32	GOM_NL__2PRFIN20110701_022045_000000583104_00089_48810_1030.N1	01-JUL-2011 02:20:45	Dark	57.500	50	13Alp Ari	2.0070	4250.0	115	48810	No
33	GOM_NL__2PRFIN20110701_022544_000000453104_00089_48810_1031.N1	01-JUL-2011 02:25:44	Dark	45.000	94	92Alp Cet	2.5260	3100.0	90	48810	No
34	GOM_NL__2PRFIN20110701_024504_000000483104_00090_48811_1011.N1	01-JUL-2011 02:45:04	Dark	47.500	84	Alp Phe	2.3970	4500.0	95	48811	No
35	GOM_NL__2PRFIN20110701_025131_000000543104_00090_48811_1012.N1	01-JUL-2011 02:51:31	Straylight	53.500	63	Bet Gru	2.1500	2800.0	107	48811	No
36	GOM_NL__2PRFIN20110701_025326_000000533104_00090_48811_1013.N1	01-JUL-2011 02:53:26	Straylight	53.000	31	Alp Gru	1.7340	15200.	106	48811	No
37	GOM_NL__2PRFIN20110701_025543_000000423104_00090_48811_1014.N1	01-JUL-2011 02:55:43	Straylight	41.500	45	Alp Pav	1.9400	26000.	83	48811	No
38	GOM_NL__2PRFIN20110701_030508_000000493104_00090_48811_1015.N1	01-JUL-2011 03:05:08	Twilight	49.000	103	38Zet Sgr	2.6000	9700.0	98	48811	No
39	GOM_NL__2PRFIN20110701_030752_000000453104_00090_48811_1016.N1	01-JUL-2011 03:07:52	Bright	45.000	155	41Pi Sgr	2.9000	6600.0	90	48811	No
40	GOM_NL__2PRFIN20110701_031609_000000383104_00090_48811_1017.N1	01-JUL-2011 03:16:09	Bright	38.000	126	60Bet Oph	2.7700	4250.0	76	48811	No
41	GOM_NL__2PRFIN20110701_031828_000000393104_00090_48811_1018.N1	01-JUL-2011 03:18:28	Bright	38.500	59	55Alp Oph	2.0800	8900.0	77	48811	No
42	GOM_NL__2PRFIN20110701_032010_000000483104_00090_48811_1019.N1	01-JUL-2011 03:20:10	Bright	48.000	168	17Zet Aql	2.9860	11000.	96	48811	No

43	GOM_NL__2PRFIN20110701_032710_000000463104_00090_48811_1020.N1	01-JUL-2011 03:27:10	Bright	45.500	5	3Alp Lyr	0.033000	11000.	91	48811	No
44	GOM_NL__2PRFIN20110701_032951_000000343104_00090_48811_1021.N1	01-JUL-2011 03:29:51	Bright	34.000	130	23Bet Dra	2.7990	5800.0	68	48811	No
45	GOM_NL__2PRFIN20110701_033134_000000633104_00090_48811_1022.N1	01-JUL-2011 03:31:34	Bright	63.000	144	18Del Cyg	2.8600	11000.	126	48811	No
46	GOM_NL__2PRFIN20110701_033836_000000483104_00090_48811_1023.N1	01-JUL-2011 03:38:36	Bright	47.500	89	5Alp Cep	2.4510	8000.0	95	48811	No
47	GOM_NL__2PRFIN20110701_034557_000000493104_00090_48811_1024.N1	01-JUL-2011 03:45:57	Bright	49.000	74	11Bet Cas	2.2680	6600.0	98	48811	No
48	GOM_NL__2PRFIN20110701_034732_000000453104_00090_48811_1025.N1	01-JUL-2011 03:47:32	Bright	44.500	110	37Del Cas	2.6780	8900.0	89	48811	No
49	GOM_NL__2PRFIN20110701_035041_000000563104_00090_48811_1026.N1	01-JUL-2011 03:50:41	Bright	56.000	160	23Gam Per	2.9300	4700.0	112	48811	No
50	GOM_NL__2PRFIN20110701_035225_000000343104_00090_48811_1027.N1	01-JUL-2011 03:52:25	Bright	34.000	175	39Del Per	3.0100	19400.	68	48811	No
51	GOM_NL__2PRFIN20110701_035403_000000663104_00090_48811_1028.N1	01-JUL-2011 03:54:03	Bright	66.000	73	57Gam1And	2.2600	13100.	132	48811	No
52	GOM_NL__2PRFIN20110701_035642_000000503104_00090_48811_1029.N1	01-JUL-2011 03:56:42	Tw_i_and_stray	49.500	173	4Bet Tri	3.0040	8900.0	99	48811	No
53	GOM_NL__2PRFIN20110701_040059_000000583104_00090_48811_1030.N1	01-JUL-2011 04:00:59	Dark	57.500	50	13Alp Ari	2.0070	4250.0	115	48811	No
54	GOM_NL__2PRFIN20110701_040559_000000473104_00090_48811_1031.N1	01-JUL-2011 04:05:59	Dark	47.000	94	92Alp Cet	2.5260	3100.0	94	48811	No
55	GOM_NL__2PRFIN20110701_042519_000000533104_00091_48812_1011.N1	01-JUL-2011 04:25:19	Dark	53.000	84	Alp Phe	2.3970	4500.0	106	48812	No
56	GOM_NL__2PRFIN20110701_043146_000000523104_00091_48812_1012.N1	01-JUL-2011 04:31:46	Straylight	52.000	63	Bet Gru	2.1500	2800.0	104	48812	No
57	GOM_NL__2PRFIN20110701_043341_000000533104_00091_48812_1013.N1	01-JUL-2011 04:33:41	Straylight	52.500	31	Alp Gru	1.7340	15200.	105	48812	No
58	GOM_NL__2PRFIN20110701_043558_000000423104_00091_48812_1014.N1	01-JUL-2011 04:35:58	Straylight	41.500	45	Alp Pav	1.9400	26000.	83	48812	No
59	GOM_NL__2PRFIN20110701_044523_000000453104_00091_48812_1015.N1	01-JUL-2011 04:45:23	Tw_i_and_stray	44.500	103	38Zet Sgr	2.6000	9700.0	89	48812	No
60	GOM_NL__2PRFIN20110701_044806_000000443104_00091_48812_1016.N1	01-JUL-2011 04:48:06	Bright	43.500	155	41Pi Sgr	2.9000	6600.0	87	48812	No
61	GOM_NL__2PRFIN20110701_045623_000000383104_00091_48812_1017.N1	01-JUL-2011 04:56:23	Bright	37.500	126	60Bet Oph	2.7700	4250.0	75	48812	No
62	GOM_NL__2PRFIN20110701_045842_000000383104_00091_48812_1018.N1	01-JUL-2011 04:58:42	Bright	37.500	59	55Alp Oph	2.0800	8900.0	75	48812	No
63	GOM_NL__2PRFIN20110701_050024_000000473104_00091_48812_1019.N1	01-JUL-2011 05:00:24	Bright	46.500	168	17Zet Aql	2.9860	11000.	93	48812	No
64	GOM_NL__2PRFIN20110701_050723_000000443104_00091_48812_1020.N1	01-JUL-2011 05:07:23	Bright	44.000	5	3Alp Lyr	0.033000	11000.	88	48812	No
65	GOM_NL__2PRFIN20110701_051005_000000383104_00091_48812_1021.N1	01-JUL-2011 05:10:05	Bright	38.000	130	23Bet Dra	2.7990	5800.0	76	48812	No
66	GOM_NL__2PRFIN20110701_051147_000000483104_00091_48812_1022.N1	01-JUL-2011 05:11:47	Bright	48.000	144	18Del Cyg	2.8600	11000.	96	48812	No
67	GOM_NL__2PRFIN20110701_051849_000000453104_00091_48812_1023.N1	01-JUL-2011 05:18:49	Bright	45.000	89	5Alp Cep	2.4510	8000.0	90	48812	No
68	GOM_NL__2PRFIN20110701_052610_000000493104_00091_48812_1024.N1	01-JUL-2011 05:26:10	Bright	49.000	74	11Bet Cas	2.2680	6600.0	98	48812	No
69	GOM_NL__2PRFIN20110701_052746_000000603104_00091_48812_1025.N1	01-JUL-2011 05:27:46	Bright	59.500	110	37Del Cas	2.6780	8900.0	119	48812	No
70	GOM_NL__2PRFIN20110701_053055_000000433104_00091_48812_1026.N1	01-JUL-2011 05:30:55	Bright	43.000	160	23Gam Per	2.9300	4700.0	86	48812	No
71	GOM_NL__2PRFIN20110701_053239_000000353104_00091_48812_1027.N1	01-JUL-2011 05:32:39	Bright	34.500	175	39Del Per	3.0100	19400.	69	48812	No
72	GOM_NL__2PRFIN20110701_053417_000000493104_00091_48812_1028.N1	01-JUL-2011 05:34:17	Bright	49.000	73	57Gam1And	2.2600	13100.	98	48812	No
73	GOM_NL__2PRFIN20110701_053656_000000513104_00091_48812_1029.N1	01-JUL-2011 05:36:56	Tw_i_and_stray	51.000	173	4Bet Tri	3.0040	8900.0	102	48812	No
74	GOM_NL__2PRFIN20110701_054113_000000573104_00091_48812_1030.N1	01-JUL-2011 05:41:13	Dark	57.000	50	13Alp Ari	2.0070	4250.0	114	48812	No
75	GOM_NL__2PRFIN20110701_054613_000000493104_00091_48812_1031.N1	01-JUL-2011 05:46:13	Dark	48.500	94	92Alp Cet	2.5260	3100.0	97	48812	No
76	GOM_NL__2PRFIN20110701_060534_000000493104_00092_48813_1011.N1	01-JUL-2011 06:05:34	Dark	48.500	84	Alp Phe	2.3970	4500.0	97	48813	No
77	GOM_NL__2PRFIN20110701_061201_000000533104_00092_48813_1012.N1	01-JUL-2011 06:12:01	Straylight	52.500	63	Bet Gru	2.1500	2800.0	105	48813	No
78	GOM_NL__2PRFIN20110701_061356_000000473104_00092_48813_1013.N1	01-JUL-2011 06:13:56	Straylight	46.500	31	Alp Gru	1.7340	15200.	93	48813	No
79	GOM_NL__2PRFIN20110701_061613_000000413104_00092_48813_1014.N1	01-JUL-2011 06:16:13	Straylight	41.000	45	Alp Pav	1.9400	26000.	82	48813	No
80	GOM_NL__2PRFIN20110701_062537_000000433104_00092_48813_1015.N1	01-JUL-2011 06:25:37	Tw_i_and_stray	43.000	103	38Zet Sgr	2.6000	9700.0	86	48813	No
81	GOM_NL__2PRFIN20110701_062820_000000443104_00092_48813_1016.N1	01-JUL-2011 06:28:20	Bright	44.000	155	41Pi Sgr	2.9000	6600.0	88	48813	No
82	GOM_NL__2PRFIN20110701_063637_000000383104_00092_48813_1017.N1	01-JUL-2011 06:36:37	Bright	37.500	126	60Bet Oph	2.7700	4250.0	75	48813	No
83	GOM_NL__2PRFIN20110701_063856_000000383104_00092_48813_1018.N1	01-JUL-2011 06:38:56	Bright	37.500	59	55Alp Oph	2.0800	8900.0	75	48813	No
84	GOM_NL__2PRFIN20110701_064037_000000483104_00092_48813_1019.N1	01-JUL-2011 06:40:37	Bright	48.000	168	17Zet Aql	2.9860	11000.	96	48813	No
85	GOM_NL__2PRFIN20110701_064737_000000473104_00092_48813_1020.N1	01-JUL-2011 06:47:37	Bright	47.000	5	3Alp Lyr	0.033000	11000.	94	48813	No
86	GOM_NL__2PRFIN20110701_065019_000000393104_00092_48813_1021.N1	01-JUL-2011 06:50:19	Bright	38.500	130	23Bet Dra	2.7990	5800.0	77	48813	No
87	GOM_NL__2PRFIN20110701_065200_000000493104_00092_48813_1022.N1	01-JUL-2011 06:52:00	Bright	48.500	144	18Del Cyg	2.8600	11000.	97	48813	No
88	GOM_NL__2PRFIN20110701_065902_000000463104_00092_48813_1023.N1	01-JUL-2011 06:59:02	Bright	45.500	89	5Alp Cep	2.4510	8000.0	91	48813	No
89	GOM_NL__2PRFIN20110701_070624_000000493104_00092_48813_1024.N1	01-JUL-2011 07:06:24	Bright	48.500	74	11Bet Cas	2.2680	6600.0	97	48813	No
90	GOM_NL__2PRFIN20110701_070800_000000573104_00092_48813_1025.N1	01-JUL-2011 07:08:00	Bright	57.000	110	37Del Cas	2.6780	8900.0	114	48813	No
91	GOM_NL__2PRFIN20110701_071109_000000533104_00092_48813_1026.N1	01-JUL-2011 07:11:09	Bright	53.000	160	23Gam Per	2.9300	4700.0	106	48813	No
92	GOM_NL__2PRFIN20110701_071253_000000513104_00092_48813_1027.N1	01-JUL-2011 07:12:53	Bright	50.500	175	39Del Per	3.0100	19400.	101	48813	No
93	GOM_NL__2PRFIN20110701_071431_000000493104_00092_48813_1028.N1	01-JUL-2011 07:14:31	Bright	49.000	73	57Gam1And	2.2600	13100.	98	48813	No
94	GOM_NL__2PRFIN20110701_071710_000000493104_00092_48813_1029.N1	01-JUL-2011 07:17:10	Tw_i_and_stray	49.000	173	4Bet Tri	3.0040	8900.0	98	48813	No
95	GOM_NL__2PRFIN20110701_072128_000000593104_00092_48813_1030.N1	01-JUL-2011 07:21:28	Dark	58.500	50	13Alp Ari	2.0070	4250.0	117	48813	No
96	GOM_NL__2PRFIN20110701_072628_000000393104_00092_48813_1031.N1	01-JUL-2011 07:26:28	Dark	39.000	94	92Alp Cet	2.5260	3100.0	78	48813	No
97	GOM_NL__2PRFIN20110701_074549_000000603104_00093_48814_1011.N1	01-JUL-2011 07:45:49	Dark	60.000	84	Alp Phe	2.3970	4500.0	120	48814	No
98	GOM_NL__2PRFIN20110701_075216_000000693104_00093_48814_1012.N1	01-JUL-2011 07:52:16	Straylight	69.000	63	Bet Gru	2.1500	2800.0	138	48814	No
99	GOM_NL__2PRFIN20110701_075411_000000523104_00093_48814_1013.N1	01-JUL-2011 07:54:11	Straylight	51.500	31	Alp Gru	1.7340	15200.	103	48814	No
100	GOM_NL__2PRFIN20110701_075627_000000463104_00093_48814_1014.N1	01-JUL-2011 07:56:27	Straylight	46.000	45	Alp Pav	1.9400	26000.	92	48814	No
101	GOM_NL__2PRFIN20110701_080551_000000463104_00093_48814_1015.N1	01-JUL-2011 08:05:51	Tw_i_and_stray	46.000	103	38Zet Sgr	2.6000	9700.0	92	48814	No

102	GOM_NL__2PRFIN20110701_080835_000000453104_00093_48814_1016.N1	01-JUL-2011 08:08:35	Bright	45.000	155	41Pi Sgr	2.9000	6600.0	90	48814	No
103	GOM_NL__2PRFIN20110701_081651_000000373104_00093_48814_1017.N1	01-JUL-2011 08:16:51	Bright	37.000	126	60Bet Oph	2.7700	4250.0	74	48814	No
104	GOM_NL__2PRFIN20110701_081910_000000383104_00093_48814_1018.N1	01-JUL-2011 08:19:10	Bright	38.000	59	55Alp Oph	2.0800	8900.0	76	48814	No
105	GOM_NL__2PRFIN20110701_082051_000000473104_00093_48814_1019.N1	01-JUL-2011 08:20:51	Bright	47.000	168	17Zet Aql	2.9860	11000.	94	48814	No
106	GOM_NL__2PRFIN20110701_082750_000000453104_00093_48814_1020.N1	01-JUL-2011 08:27:50	Bright	44.500	5	3Alp Lyr	0.033000	11000.	89	48814	No
107	GOM_NL__2PRFIN20110701_083033_000000383104_00093_48814_1021.N1	01-JUL-2011 08:30:33	Bright	38.000	130	23Bet Dra	2.7990	5800.0	76	48814	No
108	GOM_NL__2PRFIN20110701_083213_000000493104_00093_48814_1022.N1	01-JUL-2011 08:32:13	Bright	49.000	144	18Del Cyg	2.8600	11000.	98	48814	No
109	GOM_NL__2PRFIN20110701_083916_000000473104_00093_48814_1023.N1	01-JUL-2011 08:39:16	Bright	47.000	89	5Alp Cep	2.4510	8000.0	94	48814	No
110	GOM_NL__2PRFIN20110701_084637_000000473104_00093_48814_1024.N1	01-JUL-2011 08:46:37	Bright	47.000	74	11Bet Cas	2.2680	6600.0	94	48814	No
111	GOM_NL__2PRFIN20110701_084813_000000433104_00093_48814_1025.N1	01-JUL-2011 08:48:13	Bright	43.000	110	37Del Cas	2.6780	8900.0	86	48814	No
112	GOM_NL__2PRFIN20110701_085123_000000373104_00093_48814_1026.N1	01-JUL-2011 08:51:23	Bright	36.500	160	23Gam Per	2.9300	4700.0	73	48814	No
113	GOM_NL__2PRFIN20110701_085307_000000353104_00093_48814_1027.N1	01-JUL-2011 08:53:07	Bright	34.500	175	39Del Per	3.0100	19400.	69	48814	No
114	GOM_NL__2PRFIN20110701_085445_000000513104_00093_48814_1028.N1	01-JUL-2011 08:54:45	Bright	50.500	73	57Gam1And	2.2600	13100.	101	48814	No
115	GOM_NL__2PRFIN20110701_085724_000000493104_00093_48814_1029.N1	01-JUL-2011 08:57:24	Tw_i_and_stray	49.000	173	4Bet Tri	3.0040	8900.0	98	48814	No
116	GOM_NL__2PRFIN20110701_090142_000000603104_00093_48814_1030.N1	01-JUL-2011 09:01:42	Dark	59.500	50	13Alp Ari	2.0070	4250.0	119	48814	No
117	GOM_NL__2PRFIN20110701_090642_000000393104_00093_48814_1031.N1	01-JUL-2011 09:06:42	Dark	39.000	94	92Alp Cet	2.5260	3100.0	78	48814	No
118	GOM_NL__2PRFIN20110701_092604_000000583104_00094_48815_1011.N1	01-JUL-2011 09:26:04	Dark	57.500	84	Alp Phe	2.3970	4500.0	115	48815	No
119	GOM_NL__2PRFIN20110701_093230_000000503104_00094_48815_1012.N1	01-JUL-2011 09:32:30	Straylight	49.500	63	Bet Gru	2.1500	2800.0	99	48815	No
120	GOM_NL__2PRFIN20110701_093425_000000483104_00094_48815_1013.N1	01-JUL-2011 09:34:25	Straylight	48.000	31	Alp Gru	1.7340	15200.	96	48815	No
121	GOM_NL__2PRFIN20110701_093641_000000403104_00094_48815_1014.N1	01-JUL-2011 09:36:41	Straylight	40.000	45	Alp Pav	1.9400	26000.	80	48815	No
122	GOM_NL__2PRFIN20110701_094606_000000453104_00094_48815_1015.N1	01-JUL-2011 09:46:06	Tw_i_and_stray	44.500	103	38Zet Sgr	2.6000	9700.0	89	48815	No
123	GOM_NL__2PRFIN20110701_094849_000000443104_00094_48815_1016.N1	01-JUL-2011 09:48:49	Bright	43.500	155	41Pi Sgr	2.9000	6600.0	87	48815	No
124	GOM_NL__2PRFIN20110701_095705_000000383104_00094_48815_1017.N1	01-JUL-2011 09:57:05	Bright	37.500	126	60Bet Oph	2.7700	4250.0	75	48815	No
125	GOM_NL__2PRFIN20110701_095924_000000543104_00094_48815_1018.N1	01-JUL-2011 09:59:24	Bright	54.000	59	55Alp Oph	2.0800	8900.0	108	48815	No
126	GOM_NL__2PRFIN20110701_100104_000000473104_00094_48815_1019.N1	01-JUL-2011 10:01:04	Bright	47.000	168	17Zet Aql	2.9860	11000.	94	48815	No
127	GOM_NL__2PRFIN20110701_100804_000000463104_00094_48815_1020.N1	01-JUL-2011 10:08:04	Bright	46.000	5	3Alp Lyr	0.033000	11000.	92	48815	No
128	GOM_NL__2PRFIN20110701_101046_000000383104_00094_48815_1021.N1	01-JUL-2011 10:10:46	Bright	37.500	130	23Bet Dra	2.7990	5800.0	75	48815	No
129	GOM_NL__2PRFIN20110701_101226_000000483104_00094_48815_1022.N1	01-JUL-2011 10:12:26	Bright	48.000	144	18Del Cyg	2.8600	11000.	96	48815	No
130	GOM_NL__2PRFIN20110701_101929_000000453104_00094_48815_1023.N1	01-JUL-2011 10:19:29	Bright	44.500	89	5Alp Cep	2.4510	8000.0	89	48815	No
131	GOM_NL__2PRFIN20110701_102651_000000483104_00094_48815_1024.N1	01-JUL-2011 10:26:51	Bright	48.000	74	11Bet Cas	2.2680	6600.0	96	48815	No
132	GOM_NL__2PRFIN20110701_102827_000000633104_00094_48815_1025.N1	01-JUL-2011 10:28:27	Bright	63.000	110	37Del Cas	2.6780	8900.0	126	48815	No
133	GOM_NL__2PRFIN20110701_103136_000000393104_00094_48815_1026.N1	01-JUL-2011 10:31:36	Bright	39.000	160	23Gam Per	2.9300	4700.0	78	48815	No
134	GOM_NL__2PRFIN20110701_103321_000000343104_00094_48815_1027.N1	01-JUL-2011 10:33:21	Bright	34.000	175	39Del Per	3.0100	19400.	68	48815	No
135	GOM_NL__2PRFIN20110701_103458_000000553104_00094_48815_1028.N1	01-JUL-2011 10:34:58	Bright	54.500	73	57Gam1And	2.2600	13100.	109	48815	No
136	GOM_NL__2PRFIN20110701_103738_000000513104_00094_48815_1029.N1	01-JUL-2011 10:37:38	Tw_i_and_stray	50.500	173	4Bet Tri	3.0040	8900.0	101	48815	No
137	GOM_NL__2PRFIN20110701_104156_000000563104_00094_48815_1030.N1	01-JUL-2011 10:41:56	Dark	56.000	50	13Alp Ari	2.0070	4250.0	112	48815	No
138	GOM_NL__2PRFIN20110701_104656_000000493104_00094_48815_1031.N1	01-JUL-2011 10:46:56	Dark	48.500	94	92Alp Cet	2.5260	3100.0	97	48815	No
139	GOM_NL__2PRFIN20110701_110619_000000493104_00095_48816_1011.N1	01-JUL-2011 11:06:19	Dark	49.000	84	Alp Phe	2.3970	4500.0	98	48816	No
140	GOM_NL__2PRFIN20110701_111245_000000633104_00095_48816_1012.N1	01-JUL-2011 11:12:45	Straylight	62.500	63	Bet Gru	2.1500	2800.0	125	48816	No
141	GOM_NL__2PRFIN20110701_111440_000000563104_00095_48816_1013.N1	01-JUL-2011 11:14:40	Straylight	56.000	31	Alp Gru	1.7340	15200.	112	48816	No
142	GOM_NL__2PRFIN20110701_111735_000000603104_00095_48816_1014.N1	01-JUL-2011 11:17:35	Straylight	59.500	172	Gam Gru	3.0030	13100.	119	48816	No
143	GOM_NL__2PRFIN20110701_112620_000000463104_00095_48816_1015.N1	01-JUL-2011 11:26:20	Tw_i_and_stray	45.500	103	38Zet Sgr	2.6000	9700.0	91	48816	No
144	GOM_NL__2PRFIN20110701_112903_000000433104_00095_48816_1016.N1	01-JUL-2011 11:29:03	Bright	42.500	155	41Pi Sgr	2.9000	6600.0	85	48816	No
145	GOM_NL__2PRFIN20110701_113719_000000383104_00095_48816_1017.N1	01-JUL-2011 11:37:19	Bright	37.500	126	60Bet Oph	2.7700	4250.0	75	48816	No
146	GOM_NL__2PRFIN20110701_113938_000000373104_00095_48816_1018.N1	01-JUL-2011 11:39:38	Bright	37.000	59	55Alp Oph	2.0800	8900.0	74	48816	No
147	GOM_NL__2PRFIN20110701_114118_000000703104_00095_48816_1019.N1	01-JUL-2011 11:41:18	Bright	70.000	168	17Zet Aql	2.9860	11000.	140	48816	No
148	GOM_NL__2PRFIN20110701_114817_000000483104_00095_48816_1020.N1	01-JUL-2011 11:48:17	Bright	47.500	5	3Alp Lyr	0.033000	11000.	95	48816	No
149	GOM_NL__2PRFIN20110701_115100_000000373104_00095_48816_1021.N1	01-JUL-2011 11:51:00	Bright	36.500	130	23Bet Dra	2.7990	5800.0	73	48816	No
150	GOM_NL__2PRFIN20110701_115239_000000493104_00095_48816_1022.N1	01-JUL-2011 11:52:39	Bright	48.500	144	18Del Cyg	2.8600	11000.	97	48816	No
151	GOM_NL__2PRFIN20110701_120704_000000553104_00095_48816_1023.N1	01-JUL-2011 12:07:04	Bright	55.000	74	11Bet Cas	2.2680	6600.0	110	48816	No
152	GOM_NL__2PRFIN20110701_120840_000000633104_00095_48816_1024.N1	01-JUL-2011 12:08:40	Bright	63.000	110	37Del Cas	2.6780	8900.0	126	48816	No
153	GOM_NL__2PRFIN20110701_121150_000000433104_00095_48816_1025.N1	01-JUL-2011 12:11:50	Bright	42.500	160	23Gam Per	2.9300	4700.0	85	48816	No
154	GOM_NL__2PRFIN20110701_121335_000000363104_00095_48816_1026.N1	01-JUL-2011 12:13:35	Bright	35.500	175	39Del Per	3.0100	19400.	71	48816	No
155	GOM_NL__2PRFIN20110701_121512_000000523104_00095_48816_1027.N1	01-JUL-2011 12:15:12	Bright	52.000	73	57Gam1And	2.2600	13100.	104	48816	No
156	GOM_NL__2PRFIN20110701_121752_000000523104_00095_48816_1028.N1	01-JUL-2011 12:17:52	Tw_i_and_stray	51.500	173	4Bet Tri	3.0040	8900.0	103	48816	No
157	GOM_NL__2PRFIN20110701_122211_000000613104_00095_48816_1029.N1	01-JUL-2011 12:22:11	Dark	60.500	50	13Alp Ari	2.0070	4250.0	121	48816	No
158	GOM_NL__2PRFIN20110701_122711_000000493104_00095_48816_1030.N1	01-JUL-2011 12:27:11	Dark	48.500	94	92Alp Cet	2.5260	3100.0	97	48816	No
159	GOM_NL__2PRFIN20110701_124634_000000473104_00096_48817_1011.N1	01-JUL-2011 12:46:34	Dark	47.000	84	Alp Phe	2.3970	4500.0	94	48817	No
160	GOM_NL__2PRFIN20110701_125300_000000533104_00096_48817_1012.N1	01-JUL-2011 12:53:00	Straylight	53.000	63	Bet Gru	2.1500	2800.0	106	48817	No

161	GOM_NL__2PRFIN20110701_125455_000000503104_00096_48817_1013.N1	01-JUL-2011 12:54:55	Straylight	50.000	31	Alp Gru	1.7340	15200.	100	48817	No
162	GOM_NL__2PRFIN20110701_125750_000000583104_00096_48817_1014.N1	01-JUL-2011 12:57:50	Straylight	58.000	172	Gam Gru	3.0030	13100.	116	48817	No
163	GOM_NL__2PRFIN20110701_130634_000000423104_00096_48817_1015.N1	01-JUL-2011 13:06:34	Tw_i_and_stray	42.000	103	38Zet Sgr	2.6000	9700.0	84	48817	No
164	GOM_NL__2PRFIN20110701_130917_000000433104_00096_48817_1016.N1	01-JUL-2011 13:09:17	Bright	43.000	155	41Pi Sgr	2.9000	6600.0	86	48817	No
165	GOM_NL__2PRFIN20110701_131733_000000373104_00096_48817_1017.N1	01-JUL-2011 13:17:33	Bright	37.000	126	60Bet Oph	2.7700	4250.0	74	48817	No
166	GOM_NL__2PRFIN20110701_131952_000000363104_00096_48817_1018.N1	01-JUL-2011 13:19:52	Bright	35.500	59	55Alp Oph	2.0800	8900.0	71	48817	No
167	GOM_NL__2PRFIN20110701_132131_000000483104_00096_48817_1019.N1	01-JUL-2011 13:21:31	Bright	48.000	168	17Zet Aql	2.9860	11000.	96	48817	No
168	GOM_NL__2PRFIN20110701_132831_000000433104_00096_48817_1020.N1	01-JUL-2011 13:28:31	Bright	42.500	5	3Alp Lyr	0.033000	11000.	85	48817	No
169	GOM_NL__2PRFIN20110701_133114_000000393104_00096_48817_1021.N1	01-JUL-2011 13:31:14	Bright	38.500	130	23Bet Dra	2.7990	5800.0	77	48817	No
170	GOM_NL__2PRFIN20110701_133252_000000503104_00096_48817_1022.N1	01-JUL-2011 13:32:52	Bright	50.000	144	18Del Cyg	2.8600	11000.	100	48817	No
171	GOM_NL__2PRFIN20110701_133955_000000433104_00096_48817_1023.N1	01-JUL-2011 13:39:55	Bright	43.000	89	5Alp Cep	2.4510	8000.0	86	48817	No
172	GOM_NL__2PRFIN20110701_134717_000000483104_00096_48817_1024.N1	01-JUL-2011 13:47:17	Bright	48.000	74	11Bet Cas	2.2680	6600.0	96	48817	No
173	GOM_NL__2PRFIN20110701_134854_000000473104_00096_48817_1025.N1	01-JUL-2011 13:48:54	Bright	46.500	110	37Del Cas	2.6780	8900.0	93	48817	No
174	GOM_NL__2PRFIN20110701_135204_000000423104_00096_48817_1026.N1	01-JUL-2011 13:52:04	Bright	42.000	160	23Gam Per	2.9300	4700.0	84	48817	No
175	GOM_NL__2PRFIN20110701_135349_000000353104_00096_48817_1027.N1	01-JUL-2011 13:53:49	Bright	34.500	175	39Del Per	3.0100	19400.	69	48817	No
176	GOM_NL__2PRFIN20110701_135526_000000663104_00096_48817_1028.N1	01-JUL-2011 13:55:26	Bright	66.000	73	57Gam1And	2.2600	13100.	132	48817	No
177	GOM_NL__2PRFIN20110701_135806_000000503104_00096_48817_1029.N1	01-JUL-2011 13:58:06	Tw_i_and_stray	50.000	173	4Bet Tri	3.0040	8900.0	100	48817	No
178	GOM_NL__2PRFIN20110701_140225_000000603104_00096_48817_1030.N1	01-JUL-2011 14:02:25	Dark	60.000	50	13Alp Ari	2.0070	4250.0	120	48817	No
179	GOM_NL__2PRFIN20110701_140725_000000503104_00096_48817_1031.N1	01-JUL-2011 14:07:25	Dark	50.000	94	92Alp Cet	2.5260	3100.0	100	48817	No
180	GOM_NL__2PRFIN20110701_142649_000000483104_00097_48818_1065.N1	01-JUL-2011 14:26:49	Dark	47.500	84	Alp Phe	2.3970	4500.0	95	48818	No
181	GOM_NL__2PRFIN20110701_143315_000000603104_00097_48818_1066.N1	01-JUL-2011 14:33:15	Straylight	60.000	63	Bet Gru	2.1500	2800.0	120	48818	No
182	GOM_NL__2PRFIN20110701_143510_000000493104_00097_48818_1067.N1	01-JUL-2011 14:35:10	Straylight	49.000	31	Alp Gru	1.7340	15200.	98	48818	No
183	GOM_NL__2PRFIN20110701_143805_000000573104_00097_48818_1068.N1	01-JUL-2011 14:38:05	Straylight	57.000	172	Gam Gru	3.0030	13100.	114	48818	No
184	GOM_NL__2PRFIN20110701_144648_000000443104_00097_48818_1069.N1	01-JUL-2011 14:46:48	Tw_i_and_stray	43.500	103	38Zet Sgr	2.6000	9700.0	87	48818	No
185	GOM_NL__2PRFIN20110701_144931_000000453104_00097_48818_1070.N1	01-JUL-2011 14:49:31	Bright	44.500	155	41Pi Sgr	2.9000	6600.0	89	48818	No
186	GOM_NL__2PRFIN20110701_145747_000000383104_00097_48818_1071.N1	01-JUL-2011 14:57:47	Bright	37.500	126	60Bet Oph	2.7700	4250.0	75	48818	No
187	GOM_NL__2PRFIN20110701_150006_000000393104_00097_48818_1072.N1	01-JUL-2011 15:00:06	Bright	39.000	59	55Alp Oph	2.0800	8900.0	78	48818	No
188	GOM_NL__2PRFIN20110701_150145_000000463104_00097_48818_1073.N1	01-JUL-2011 15:01:45	Bright	45.500	168	17Zet Aql	2.9860	11000.	91	48818	No
189	GOM_NL__2PRFIN20110701_150844_000000393104_00097_48818_1074.N1	01-JUL-2011 15:08:44	Bright	39.000	5	3Alp Lyr	0.033000	11000.	78	48818	No
190	GOM_NL__2PRFIN20110701_151128_000000383104_00097_48818_1075.N1	01-JUL-2011 15:11:28	Bright	38.000	130	23Bet Dra	2.7990	5800.0	76	48818	No
191	GOM_NL__2PRFIN20110701_151306_000000503104_00097_48818_1076.N1	01-JUL-2011 15:13:06	Bright	49.500	144	18Del Cyg	2.8600	11000.	99	48818	No
192	GOM_NL__2PRFIN20110701_152009_000000463104_00097_48818_1077.N1	01-JUL-2011 15:20:09	Bright	46.000	89	5Alp Cep	2.4510	8000.0	92	48818	No
193	GOM_NL__2PRFIN20110701_152731_000000493104_00097_48818_1078.N1	01-JUL-2011 15:27:31	Bright	48.500	74	11Bet Cas	2.2680	6600.0	97	48818	No
194	GOM_NL__2PRFIN20110701_152908_000000423104_00097_48818_1079.N1	01-JUL-2011 15:29:08	Bright	41.500	110	37Del Cas	2.6780	8900.0	83	48818	No
195	GOM_NL__2PRFIN20110701_153218_000000373104_00097_48818_1080.N1	01-JUL-2011 15:32:18	Bright	36.500	160	23Gam Per	2.9300	4700.0	73	48818	No
196	GOM_NL__2PRFIN20110701_153403_000000353104_00097_48818_1081.N1	01-JUL-2011 15:34:03	Bright	35.000	175	39Del Per	3.0100	19400.	70	48818	No
197	GOM_NL__2PRFIN20110701_153540_000000493104_00097_48818_1082.N1	01-JUL-2011 15:35:40	Bright	49.000	73	57Gam1And	2.2600	13100.	98	48818	No
198	GOM_NL__2PRFIN20110701_153820_000000513104_00097_48818_1083.N1	01-JUL-2011 15:38:20	Tw_i_and_stray	50.500	173	4Bet Tri	3.0040	8900.0	101	48818	No
199	GOM_NL__2PRFIN20110701_154239_000000623104_00097_48818_1084.N1	01-JUL-2011 15:42:39	Dark	61.500	50	13Alp Ari	2.0070	4250.0	123	48818	No
200	GOM_NL__2PRFIN20110701_154740_000000483104_00097_48818_1085.N1	01-JUL-2011 15:47:40	Dark	48.000	94	92Alp Cet	2.5260	3100.0	96	48818	No
201	GOM_NL__2PRFIN20110701_160704_000000553104_00098_48819_1065.N1	01-JUL-2011 16:07:04	Dark	54.500	84	Alp Phe	2.3970	4500.0	109	48819	No
202	GOM_NL__2PRFIN20110701_161330_000000523104_00098_48819_1066.N1	01-JUL-2011 16:13:30	Straylight	51.500	63	Bet Gru	2.1500	2800.0	103	48819	No
203	GOM_NL__2PRFIN20110701_161525_000000483104_00098_48819_1067.N1	01-JUL-2011 16:15:25	Straylight	48.000	31	Alp Gru	1.7340	15200.	96	48819	No
204	GOM_NL__2PRFIN20110701_161820_000000573104_00098_48819_1068.N1	01-JUL-2011 16:18:20	Straylight	56.500	172	Gam Gru	3.0030	13100.	113	48819	No
205	GOM_NL__2PRFIN20110701_162703_000000453104_00098_48819_1069.N1	01-JUL-2011 16:27:03	Tw_i_and_stray	45.000	103	38Zet Sgr	2.6000	9700.0	90	48819	No
206	GOM_NL__2PRFIN20110701_162945_000000463104_00098_48819_1070.N1	01-JUL-2011 16:29:45	Bright	45.500	155	41Pi Sgr	2.9000	6600.0	91	48819	No
207	GOM_NL__2PRFIN20110701_163801_000000383104_00098_48819_1071.N1	01-JUL-2011 16:38:01	Bright	37.500	126	60Bet Oph	2.7700	4250.0	75	48819	No
208	GOM_NL__2PRFIN20110701_164020_000000373104_00098_48819_1072.N1	01-JUL-2011 16:40:20	Bright	37.000	59	55Alp Oph	2.0800	8900.0	74	48819	No
209	GOM_NL__2PRFIN20110701_164158_000000493104_00098_48819_1073.N1	01-JUL-2011 16:41:58	Bright	49.000	168	17Zet Aql	2.9860	11000.	98	48819	No
210	GOM_NL__2PRFIN20110701_164858_000000453104_00098_48819_1074.N1	01-JUL-2011 16:48:58	Bright	44.500	5	3Alp Lyr	0.033000	11000.	89	48819	No
211	GOM_NL__2PRFIN20110701_165142_000000393104_00098_48819_1075.N1	01-JUL-2011 16:51:42	Bright	39.000	130	23Bet Dra	2.7990	5800.0	78	48819	No
212	GOM_NL__2PRFIN20110701_165319_000000493104_00098_48819_1076.N1	01-JUL-2011 16:53:19	Bright	48.500	144	18Del Cyg	2.8600	11000.	97	48819	No
213	GOM_NL__2PRFIN20110701_170022_000000463104_00098_48819_1077.N1	01-JUL-2011 17:00:22	Bright	46.000	89	5Alp Cep	2.4510	8000.0	92	48819	No
214	GOM_NL__2PRFIN20110701_170744_000000493104_00098_48819_1078.N1	01-JUL-2011 17:07:44	Bright	48.500	74	11Bet Cas	2.2680	6600.0	97	48819	No
215	GOM_NL__2PRFIN20110701_170922_000000423104_00098_48819_1079.N1	01-JUL-2011 17:09:22	Bright	41.500	110	37Del Cas	2.6780	8900.0	83	48819	No
216	GOM_NL__2PRFIN20110701_171232_000000563104_00098_48819_1080.N1	01-JUL-2011 17:12:32	Bright	56.000	160	23Gam Per	2.9300	4700.0	112	48819	No
217	GOM_NL__2PRFIN20110701_171417_000000353104_00098_48819_1081.N1	01-JUL-2011 17:14:17	Bright	35.000	175	39Del Per	3.0100	19400.	70	48819	No
218	GOM_NL__2PRFIN20110701_171554_000000513104_00098_48819_1082.N1	01-JUL-2011 17:15:54	Bright	51.000	73	57Gam1And	2.2600	13100.	102	48819	No
219	GOM_NL__2PRFIN20110701_171834_000000503104_00098_48819_1083.N1	01-JUL-2011 17:18:34	Tw_i_and_stray	50.000	173	4Bet Tri	3.0040	8900.0	100	48819	No

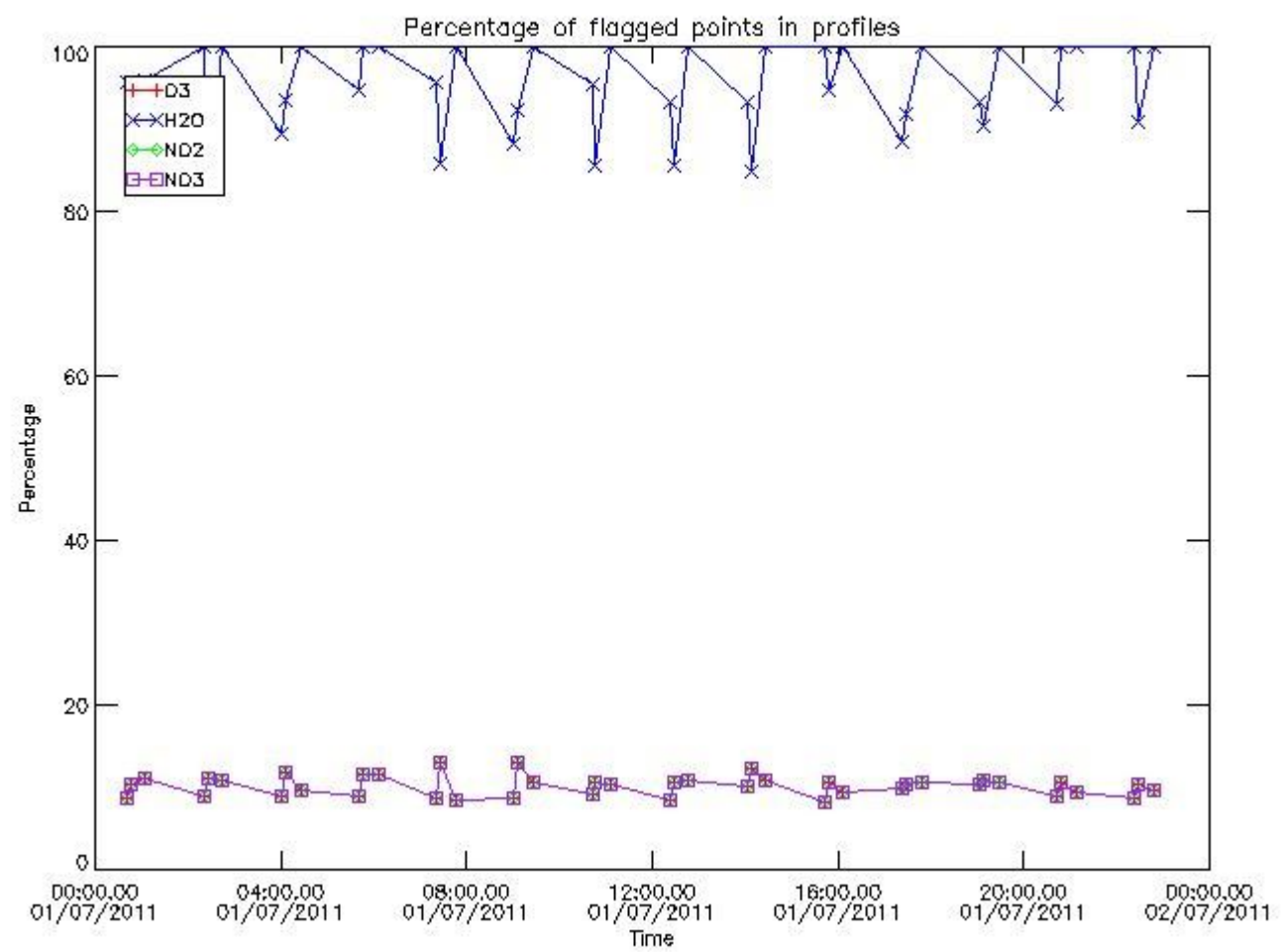
220	GOM_NL__2PRFIN20110701_172254_000000573104_00098_48819_1084.N1	01-JUL-2011 17:22:54	Dark	56.500	50	13Alp Ari	2.0070	4250.0	113	48819	No
221	GOM_NL__2PRFIN20110701_172754_000000493104_00098_48819_1085.N1	01-JUL-2011 17:27:54	Dark	49.000	94	92Alp Cet	2.5260	3100.0	98	48819	No
222	GOM_NL__2PRFIN20110701_174719_000000483104_00099_48820_1065.N1	01-JUL-2011 17:47:19	Dark	48.000	84	Alp Phe	2.3970	4500.0	96	48820	No
223	GOM_NL__2PRFIN20110701_175345_000000503104_00099_48820_1066.N1	01-JUL-2011 17:53:45	Straylight	50.000	63	Bet Gru	2.1500	2800.0	100	48820	No
224	GOM_NL__2PRFIN20110701_175540_000000503104_00099_48820_1067.N1	01-JUL-2011 17:55:40	Straylight	50.000	31	Alp Gru	1.7340	15200.	100	48820	No
225	GOM_NL__2PRFIN20110701_175835_000000553104_00099_48820_1068.N1	01-JUL-2011 17:58:35	Straylight	54.500	172	Gam Gru	3.0030	13100.	109	48820	No
226	GOM_NL__2PRFIN20110701_180717_000000443104_00099_48820_1069.N1	01-JUL-2011 18:07:17	Tw_i_and_stray	44.000	103	38Zet Sgr	2.6000	9700.0	88	48820	No
227	GOM_NL__2PRFIN20110701_181000_000000453104_00099_48820_1070.N1	01-JUL-2011 18:10:00	Bright	45.000	155	41Pi Sgr	2.9000	6600.0	90	48820	No
228	GOM_NL__2PRFIN20110701_181815_000000383104_00099_48820_1071.N1	01-JUL-2011 18:18:15	Bright	38.000	126	60Bet Oph	2.7700	4250.0	76	48820	No
229	GOM_NL__2PRFIN20110701_182212_000000483104_00099_48820_1072.N1	01-JUL-2011 18:22:12	Bright	47.500	168	17Zet Aql	2.9860	11000.	95	48820	No
230	GOM_NL__2PRFIN20110701_182912_000000433104_00099_48820_1073.N1	01-JUL-2011 18:29:12	Bright	42.500	5	3Alp Lyr	0.033000	11000.	85	48820	No
231	GOM_NL__2PRFIN20110701_183156_000000373104_00099_48820_1074.N1	01-JUL-2011 18:31:56	Bright	36.500	130	23Bet Dra	2.7990	5800.0	73	48820	No
232	GOM_NL__2PRFIN20110701_183332_000000503104_00099_48820_1075.N1	01-JUL-2011 18:33:32	Bright	49.500	144	18Del Cyg	2.8600	11000.	99	48820	No
233	GOM_NL__2PRFIN20110701_184036_000000453104_00099_48820_1076.N1	01-JUL-2011 18:40:36	Bright	45.000	89	5Alp Cep	2.4510	8000.0	90	48820	No
234	GOM_NL__2PRFIN20110701_184758_000000493104_00099_48820_1077.N1	01-JUL-2011 18:47:58	Bright	48.500	74	11Bet Cas	2.2680	6600.0	97	48820	No
235	GOM_NL__2PRFIN20110701_184935_000000413104_00099_48820_1078.N1	01-JUL-2011 18:49:35	Bright	40.500	110	37Del Cas	2.6780	8900.0	81	48820	No
236	GOM_NL__2PRFIN20110701_185246_000000563104_00099_48820_1079.N1	01-JUL-2011 18:52:46	Bright	56.000	160	23Gam Per	2.9300	4700.0	112	48820	No
237	GOM_NL__2PRFIN20110701_185431_000000543104_00099_48820_1080.N1	01-JUL-2011 18:54:31	Bright	54.000	175	39Del Per	3.0100	19400.	108	48820	No
238	GOM_NL__2PRFIN20110701_185608_000000663104_00099_48820_1081.N1	01-JUL-2011 18:56:08	Bright	65.500	73	57Gam1And	2.2600	13100.	131	48820	No
239	GOM_NL__2PRFIN20110701_185848_000000513104_00099_48820_1082.N1	01-JUL-2011 18:58:48	Tw_i_and_stray	50.500	173	4Bet Tri	3.0040	8900.0	101	48820	No
240	GOM_NL__2PRFIN20110701_190308_000000603104_00099_48820_1083.N1	01-JUL-2011 19:03:08	Dark	59.500	50	13Alp Ari	2.0070	4250.0	119	48820	No
241	GOM_NL__2PRFIN20110701_190809_000000483104_00099_48820_1084.N1	01-JUL-2011 19:08:09	Dark	47.500	94	92Alp Cet	2.5260	3100.0	95	48820	No
242	GOM_NL__2PRFIN20110701_192734_000000493104_00100_48821_1065.N1	01-JUL-2011 19:27:34	Dark	48.500	84	Alp Phe	2.3970	4500.0	97	48821	No
243	GOM_NL__2PRFIN20110701_193400_000000503104_00100_48821_1066.N1	01-JUL-2011 19:34:00	Straylight	49.500	63	Bet Gru	2.1500	2800.0	99	48821	No
244	GOM_NL__2PRFIN20110701_193555_000000483104_00100_48821_1067.N1	01-JUL-2011 19:35:55	Straylight	48.000	31	Alp Gru	1.7340	15200.	96	48821	No
245	GOM_NL__2PRFIN20110701_193850_000000573104_00100_48821_1068.N1	01-JUL-2011 19:38:50	Straylight	56.500	172	Gam Gru	3.0030	13100.	113	48821	No
246	GOM_NL__2PRFIN20110701_194731_000000453104_00100_48821_1069.N1	01-JUL-2011 19:47:31	Tw_i_and_stray	44.500	103	38Zet Sgr	2.6000	9700.0	89	48821	No
247	GOM_NL__2PRFIN20110701_195014_000000443104_00100_48821_1070.N1	01-JUL-2011 19:50:14	Bright	44.000	155	41Pi Sgr	2.9000	6600.0	88	48821	No
248	GOM_NL__2PRFIN20110701_195829_000000383104_00100_48821_1071.N1	01-JUL-2011 19:58:29	Bright	38.000	126	60Bet Oph	2.7700	4250.0	76	48821	No
249	GOM_NL__2PRFIN20110701_200225_000000483104_00100_48821_1072.N1	01-JUL-2011 20:02:25	Bright	47.500	168	17Zet Aql	2.9860	11000.	95	48821	No
250	GOM_NL__2PRFIN20110701_200925_000000423104_00100_48821_1073.N1	01-JUL-2011 20:09:25	Bright	41.500	5	3Alp Lyr	0.033000	11000.	83	48821	No
251	GOM_NL__2PRFIN20110701_201209_000000393104_00100_48821_1074.N1	01-JUL-2011 20:12:09	Bright	38.500	130	23Bet Dra	2.7990	5800.0	77	48821	No
252	GOM_NL__2PRFIN20110701_201345_000000513104_00100_48821_1075.N1	01-JUL-2011 20:13:45	Bright	50.500	144	18Del Cyg	2.8600	11000.	101	48821	No
253	GOM_NL__2PRFIN20110701_202049_000000473104_00100_48821_1076.N1	01-JUL-2011 20:20:49	Bright	46.500	89	5Alp Cep	2.4510	8000.0	93	48821	No
254	GOM_NL__2PRFIN20110701_202811_000000463104_00100_48821_1077.N1	01-JUL-2011 20:28:11	Bright	45.500	74	11Bet Cas	2.2680	6600.0	91	48821	No
255	GOM_NL__2PRFIN20110701_202949_000000553104_00100_48821_1078.N1	01-JUL-2011 20:29:49	Bright	55.000	110	37Del Cas	2.6780	8900.0	110	48821	No
256	GOM_NL__2PRFIN20110701_203300_000000563104_00100_48821_1079.N1	01-JUL-2011 20:33:00	Bright	56.000	160	23Gam Per	2.9300	4700.0	112	48821	No
257	GOM_NL__2PRFIN20110701_203445_000000453104_00100_48821_1080.N1	01-JUL-2011 20:34:45	Bright	44.500	175	39Del Per	3.0100	19400.	89	48821	No
258	GOM_NL__2PRFIN20110701_203622_000000493104_00100_48821_1081.N1	01-JUL-2011 20:36:22	Bright	48.500	73	57Gam1And	2.2600	13100.	97	48821	No
259	GOM_NL__2PRFIN20110701_203902_000000513104_00100_48821_1082.N1	01-JUL-2011 20:39:02	Tw_i_and_stray	51.000	173	4Bet Tri	3.0040	8900.0	102	48821	No
260	GOM_NL__2PRFIN20110701_204322_000000583104_00100_48821_1083.N1	01-JUL-2011 20:43:22	Dark	57.500	50	13Alp Ari	2.0070	4250.0	115	48821	No
261	GOM_NL__2PRFIN20110701_204823_000000483104_00100_48821_1084.N1	01-JUL-2011 20:48:23	Dark	47.500	94	92Alp Cet	2.5260	3100.0	95	48821	No
262	GOM_NL__2PRFIN20110701_210749_000000603104_00101_48822_1085.N1	01-JUL-2011 21:07:49	Dark	60.000	84	Alp Phe	2.3970	4500.0	120	48822	No
263	GOM_NL__2PRFIN20110701_211415_000000503104_00101_48822_1086.N1	01-JUL-2011 21:14:15	Straylight	50.000	63	Bet Gru	2.1500	2800.0	100	48822	No
264	GOM_NL__2PRFIN20110701_211609_000000493104_00101_48822_1087.N1	01-JUL-2011 21:16:09	Straylight	48.500	31	Alp Gru	1.7340	15200.	97	48822	No
265	GOM_NL__2PRFIN20110701_211905_000000553104_00101_48822_1088.N1	01-JUL-2011 21:19:05	Straylight	54.500	172	Gam Gru	3.0030	13100.	109	48822	No
266	GOM_NL__2PRFIN20110701_212745_000000473104_00101_48822_1089.N1	01-JUL-2011 21:27:45	Tw_i_and_stray	46.500	103	38Zet Sgr	2.6000	9700.0	93	48822	No
267	GOM_NL__2PRFIN20110701_213028_000000443104_00101_48822_1090.N1	01-JUL-2011 21:30:28	Bright	44.000	155	41Pi Sgr	2.9000	6600.0	88	48822	No
268	GOM_NL__2PRFIN20110701_213843_000000383104_00101_48822_1091.N1	01-JUL-2011 21:38:43	Bright	38.000	126	60Bet Oph	2.7700	4250.0	76	48822	No
269	GOM_NL__2PRFIN20110701_214239_000000703104_00101_48822_1092.N1	01-JUL-2011 21:42:39	Bright	70.000	168	17Zet Aql	2.9860	11000.	140	48822	No
270	GOM_NL__2PRFIN20110701_214939_000000423104_00101_48822_1093.N1	01-JUL-2011 21:49:39	Bright	42.000	5	3Alp Lyr	0.033000	11000.	84	48822	No
271	GOM_NL__2PRFIN20110701_215223_000000383104_00101_48822_1094.N1	01-JUL-2011 21:52:23	Bright	38.000	130	23Bet Dra	2.7990	5800.0	76	48822	No
272	GOM_NL__2PRFIN20110701_215358_000000463104_00101_48822_1095.N1	01-JUL-2011 21:53:58	Bright	45.500	144	18Del Cyg	2.8600	11000.	91	48822	No
273	GOM_NL__2PRFIN20110701_220102_000000463104_00101_48822_1096.N1	01-JUL-2011 22:01:02	Bright	45.500	89	5Alp Cep	2.4510	8000.0	91	48822	No
274	GOM_NL__2PRFIN20110701_220825_000000513104_00101_48822_1097.N1	01-JUL-2011 22:08:25	Bright	50.500	74	11Bet Cas	2.2680	6600.0	101	48822	No
275	GOM_NL__2PRFIN20110701_221003_000000513104_00101_48822_1098.N1	01-JUL-2011 22:10:03	Bright	50.500	110	37Del Cas	2.6780	8900.0	101	48822	No
276	GOM_NL__2PRFIN20110701_221314_000000413104_00101_48822_1099.N1	01-JUL-2011 22:13:14	Bright	40.500	160	23Gam Per	2.9300	4700.0	81	48822	No
277	GOM_NL__2PRFIN20110701_221459_000000543104_00101_48822_1100.N1	01-JUL-2011 22:14:59	Bright	54.000	175	39Del Per	3.0100	19400.	108	48822	No
278	GOM_NL__2PRFIN20110701_221636_000000493104_00101_48822_1101.N1	01-JUL-2011 22:16:36	Bright	48.500	73	57Gam1And	2.2600	13100.	97	48822	No

279	GOM_NL__2PRFIN20110701_221917_000000513104_00101_48822_1102.N1	01-JUL-2011 22:19:17	Twilight	51.000	173	4Bet Tri	3.0040	8900.0	102	48822	No
280	GOM_NL__2PRFIN20110701_222337_000000593104_00101_48822_1103.N1	01-JUL-2011 22:23:37	Dark	58.500	50	13Alp Ari	2.0070	4250.0	117	48822	No
281	GOM_NL__2PRFIN20110701_222837_000000493104_00101_48822_1104.N1	01-JUL-2011 22:28:37	Dark	49.000	94	92Alp Cet	2.5260	3100.0	98	48822	No
282	GOM_NL__2PRFIN20110701_224804_000000533104_00102_48823_1085.N1	01-JUL-2011 22:48:04	Dark	53.000	84	Alp Phe	2.3970	4500.0	106	48823	No
283	GOM_NL__2PRFIN20110701_225430_000000503104_00102_48823_1086.N1	01-JUL-2011 22:54:30	Straylight	50.000	63	Bet Gru	2.1500	2800.0	100	48823	No
284	GOM_NL__2PRFIN20110701_225624_000000493104_00102_48823_1087.N1	01-JUL-2011 22:56:24	Straylight	49.000	31	Alp Gru	1.7340	15200.	98	48823	No
285	GOM_NL__2PRFIN20110701_225920_000000583104_00102_48823_1088.N1	01-JUL-2011 22:59:20	Straylight	57.500	172	Gam Gru	3.0030	13100.	115	48823	No
286	GOM_NL__2PRFIN20110701_230800_000000483104_00102_48823_1089.N1	01-JUL-2011 23:08:00	Twilight	48.000	103	38Zet Sgr	2.6000	9700.0	96	48823	No
287	GOM_NL__2PRFIN20110701_231042_000000443104_00102_48823_1090.N1	01-JUL-2011 23:10:42	Bright	44.000	155	41Pi Sgr	2.9000	6600.0	88	48823	No
288	GOM_NL__2PRFIN20110701_231857_000000383104_00102_48823_1091.N1	01-JUL-2011 23:18:57	Bright	37.500	126	60Bet Oph	2.7700	4250.0	75	48823	No
289	GOM_NL__2PRFIN20110701_232252_000000473104_00102_48823_1092.N1	01-JUL-2011 23:22:52	Bright	46.500	168	17Zet Aql	2.9860	11000.	93	48823	No
290	GOM_NL__2PRFIN20110701_232952_000000423104_00102_48823_1093.N1	01-JUL-2011 23:29:52	Bright	41.500	5	3Alp Lyr	0.033000	11000.	83	48823	No
291	GOM_NL__2PRFIN20110701_233237_000000353104_00102_48823_1094.N1	01-JUL-2011 23:32:37	Bright	35.000	130	23Bet Dra	2.7990	5800.0	70	48823	No
292	GOM_NL__2PRFIN20110701_233412_000000493104_00102_48823_1095.N1	01-JUL-2011 23:34:12	Bright	49.000	144	18Del Cyg	2.8600	11000.	98	48823	No
293	GOM_NL__2PRFIN20110701_234115_000000433104_00102_48823_1096.N1	01-JUL-2011 23:41:15	Bright	42.500	89	5Alp Cep	2.4510	8000.0	85	48823	No
294	GOM_NL__2PRFIN20110701_234838_000000493104_00102_48823_1097.N1	01-JUL-2011 23:48:38	Bright	48.500	74	11Bet Cas	2.2680	6600.0	97	48823	No
295	GOM_NL__2PRFIN20110701_235016_000000633104_00102_48823_1098.N1	01-JUL-2011 23:50:16	Bright	63.000	110	37Del Cas	2.6780	8900.0	126	48823	No
296	GOM_NL__2PRFIN20110701_235328_000000543104_00102_48823_1099.N1	01-JUL-2011 23:53:28	Bright	53.500	160	23Gam Per	2.9300	4700.0	107	48823	No
297	GOM_NL__2PRFIN20110701_235513_000000353104_00102_48823_1100.N1	01-JUL-2011 23:55:13	Bright	35.000	175	39Del Per	3.0100	19400.	70	48823	No
298	GOM_NL__2PRFIN20110701_235649_000000663104_00102_48823_1101.N1	01-JUL-2011 23:56:49	Bright	66.000	73	57Gam1And	2.2600	13100.	132	48823	No
299	GOM_NL__2PRFIN20110701_235930_000000513104_00102_48823_1102.N1	01-JUL-2011 23:59:30	Twilight	50.500	173	4Bet Tri	3.0040	8900.0	101	48823	No

3. Quality information per product

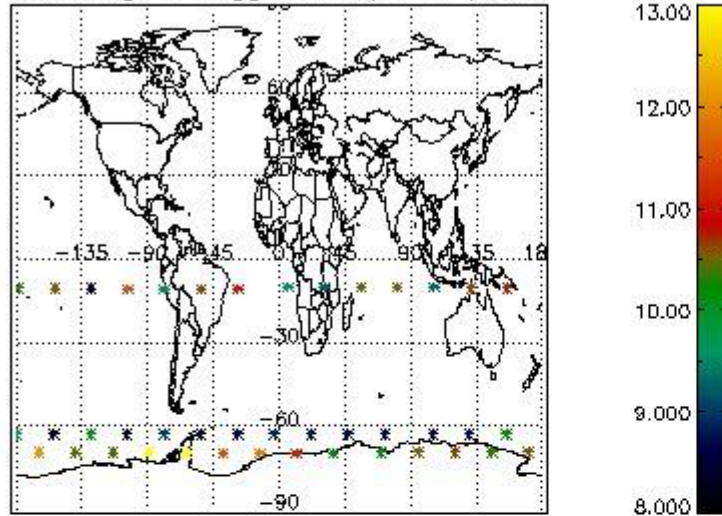
In this section it is plotted some information contained in the Quality Summary data set of the level 2 products. Only products in dark limb conditions and without errors (error flag in the MPH set to "0") are used.

3.1 Plot quality information per product (time dependant)

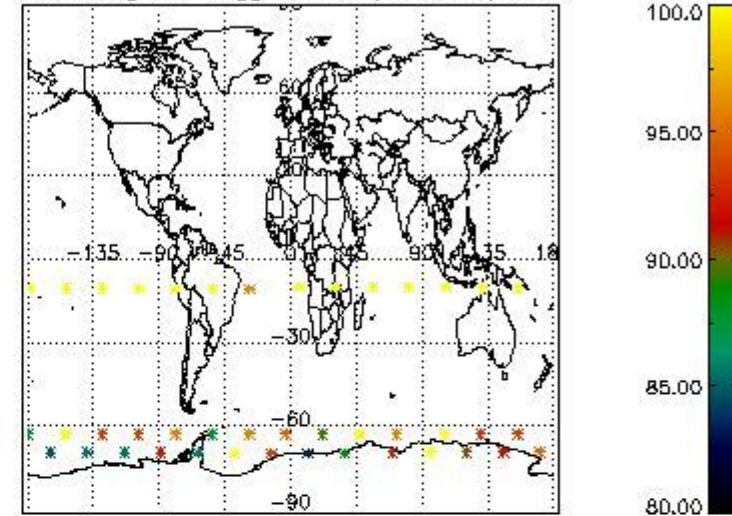


3.2 Plot quality information per product (world map)

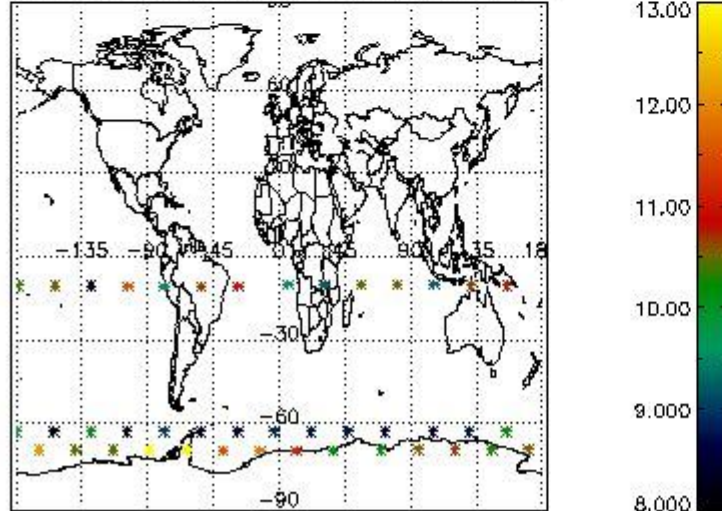
Percentage of flagged data per O3 profile



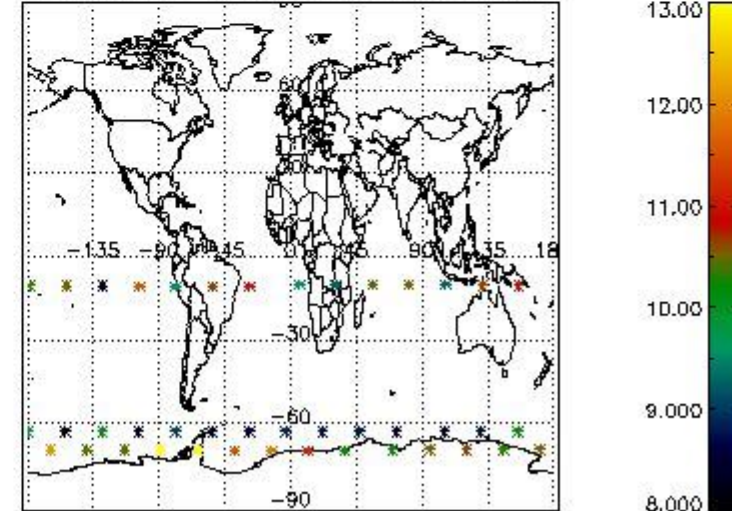
Percentage of flagged data per H2O profile



Percentage of flagged data per NO2 profile



Percentage of flagged data per NO3 profile

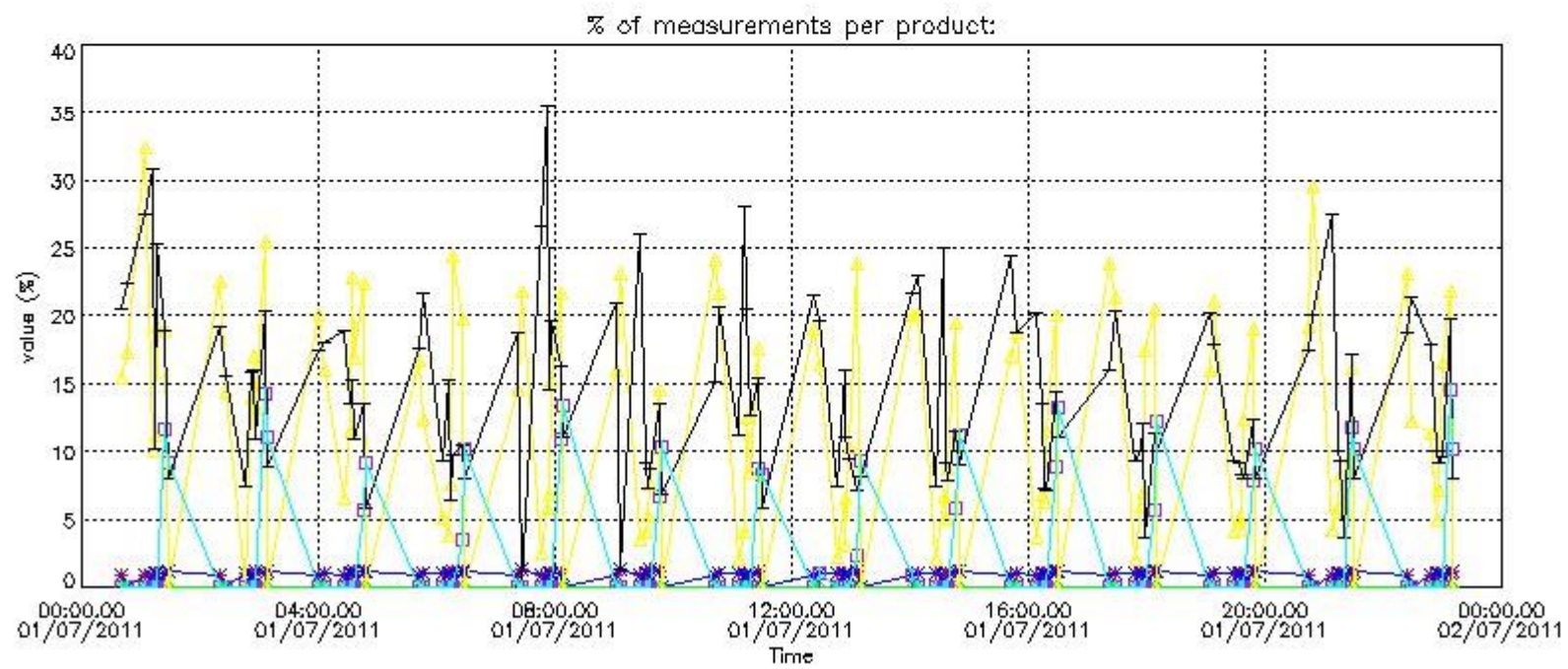
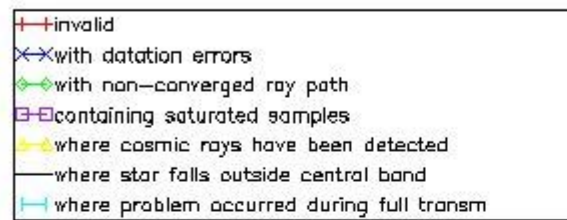


4. Level 1 quality information per product

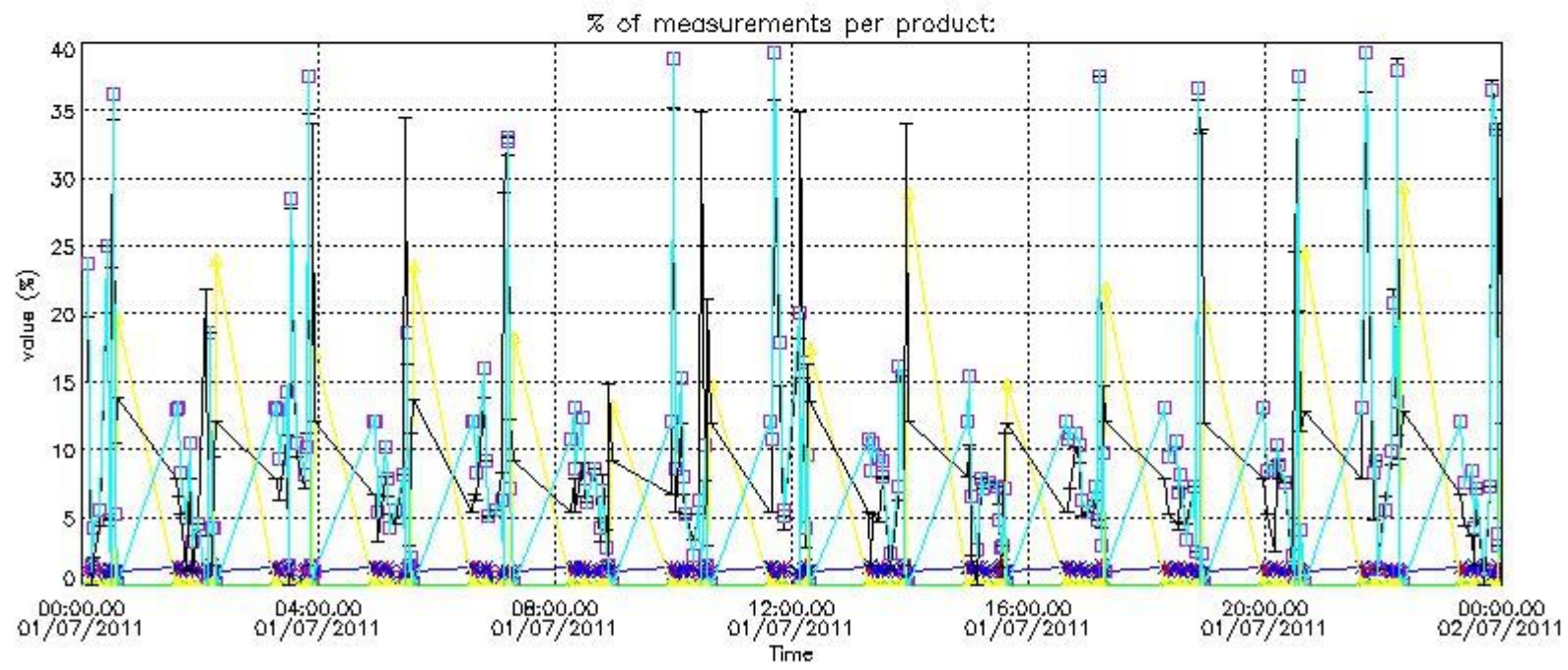
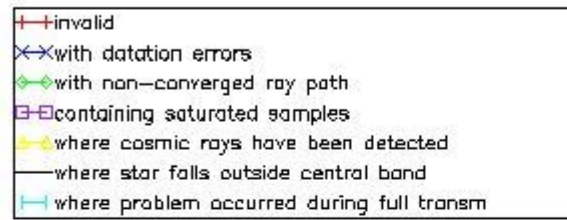
In this section it is plotted some information contained in the Quality Summary data set of the level 2 products that comes from the level 1b processing. Products without errors (error flag in the MPH set to "0") are used.

4.1 Plot quality information per product (time dependant) coming from level 1b processing

4.1.1 Plot level 1 quality information per product (time dependant): ENVISAT ASCENDING passes

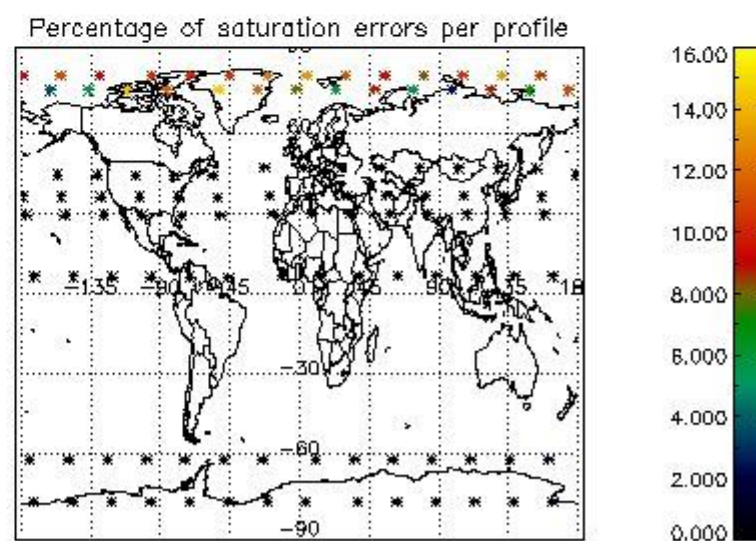
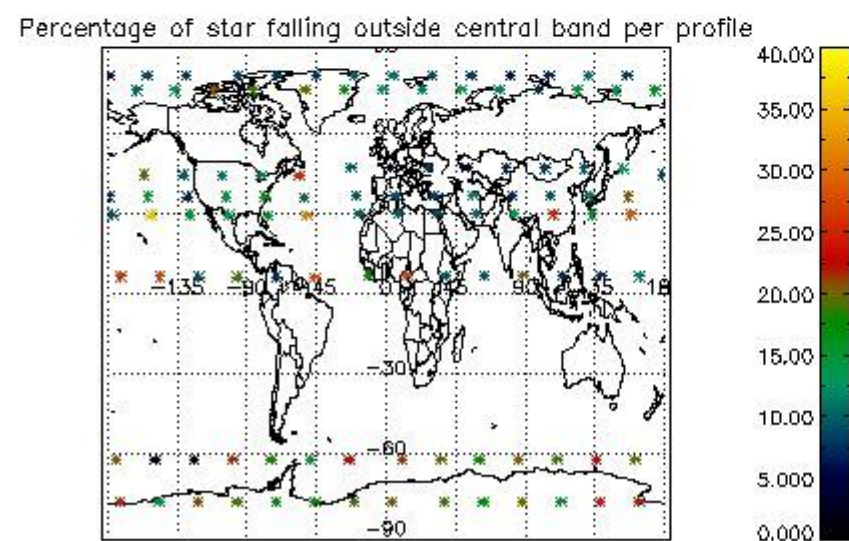
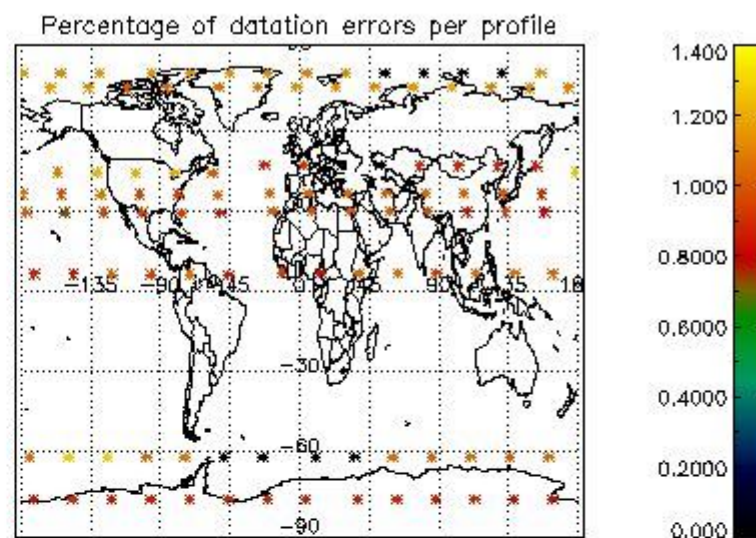
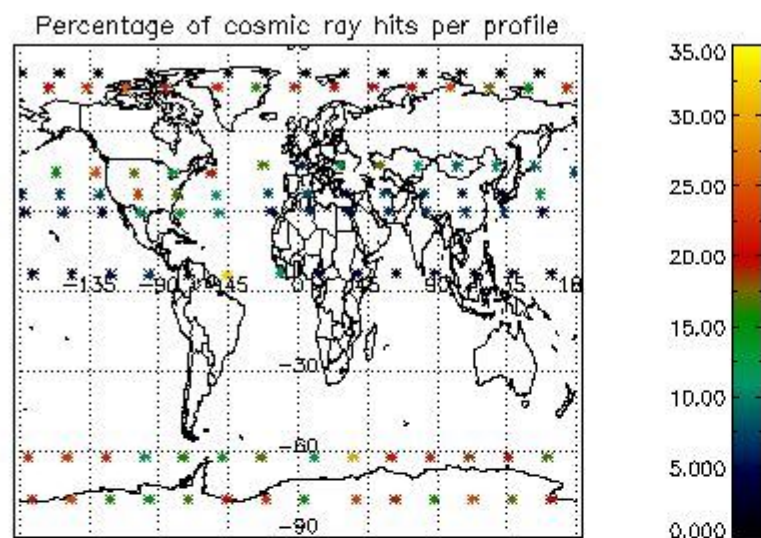


4.1.2 Plot level 1 quality information per product (time dependant): ENVI SAT DESCENDING passes

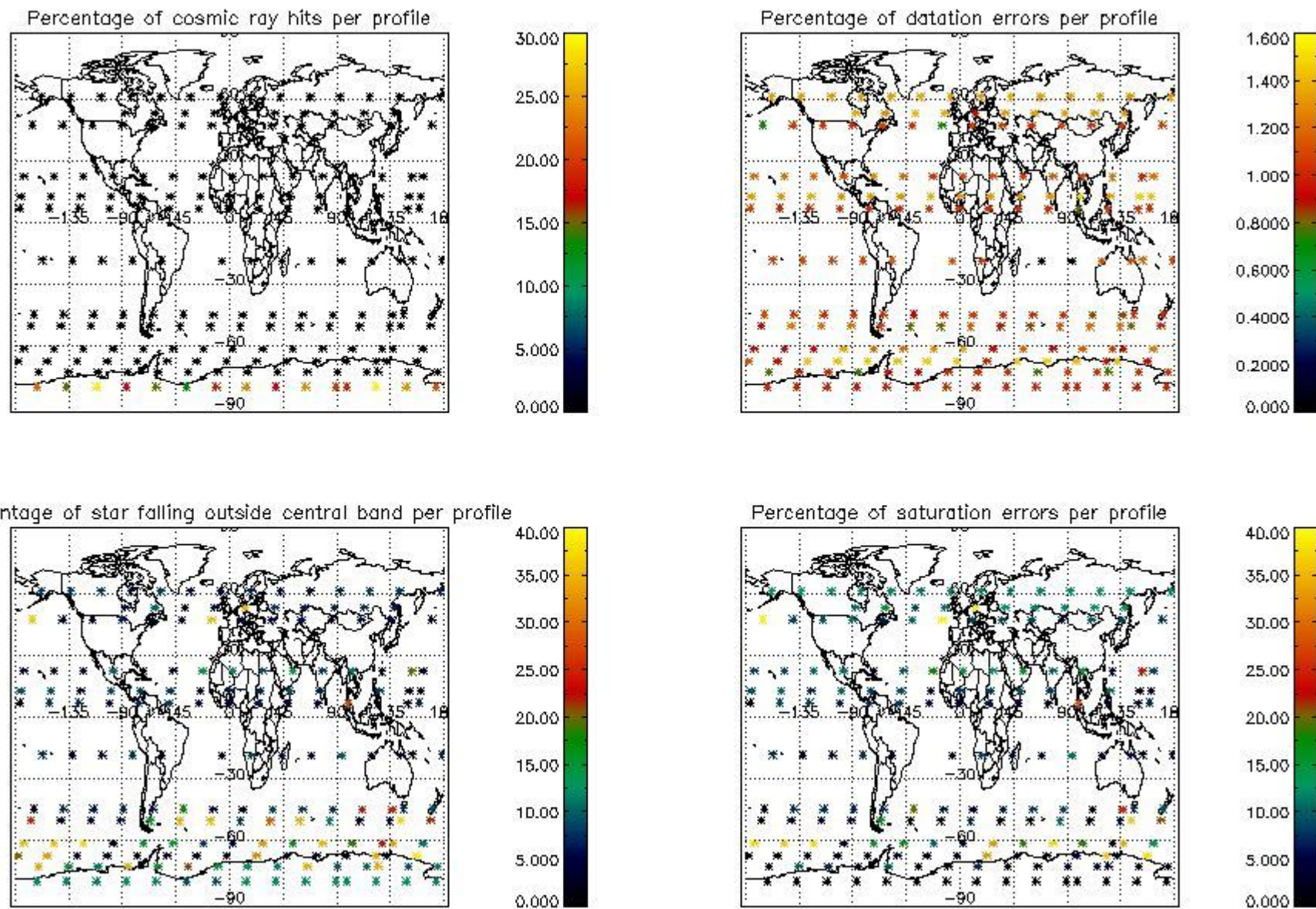


4.2 Plot quality information per product coming from level 1b processing (world map)

4.2.1 Plot level 1 quality information per product (world map): ENVISAT ASCENDING passes



4.2.2 Plot level 1 quality information per product (world map): ENVISAT DESCENDING passes



5. Trace gas profiles

5.1 Ozone statistics based on quality of products

The final quality of the products can be "measured" using the STD (Standard Deviation) attached to every point profile. This information is written to the parameter GOM_NL__2P/NL_LOCAL_SPECIES_DENSITY/o3_std of the level 2 products. The table below shows the statistics for given STD ranges.

The statistics are given with respect to the overall valid production:

- Products without fatal errors: GOM_NL__2P/MPH/PRODUCT_ERR=0
- Valid point profile: GOM_NL__2P/NL_LOCAL_SPECIES_DENSITY/pcd(0)=0

The 'Criteria' is applied to valid points of dark limb products:

- Products in dark limb illumination condition: GOM_NL__2P/NL_SUMMARY_QUALITY/obs_ill_cond=0
- Products without fatal errors: GOM_NL__2P/MPH/PRODUCT_ERR=0
- Valid point profile: GOM_NL__2P/NL_LOCAL_SPECIES_DENSITY/pcd(0)=0

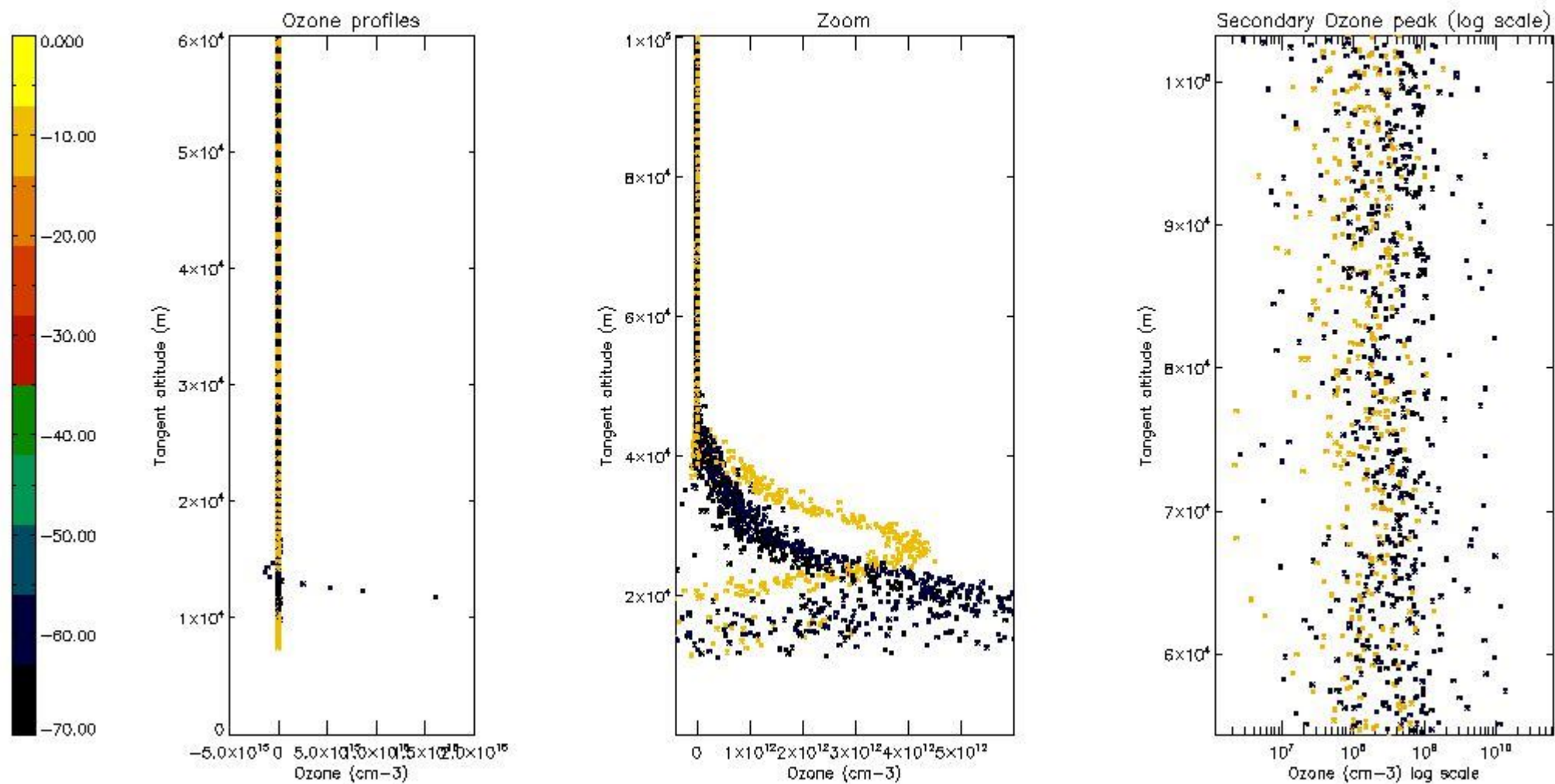
So, the table below shows the percentage of dark limb and valid observations for each criteria with respect to the overall valid daily observations.

Criteria	% of total production
All STD	16
STD < 20	4

STD < 10	2
STD < 5	0

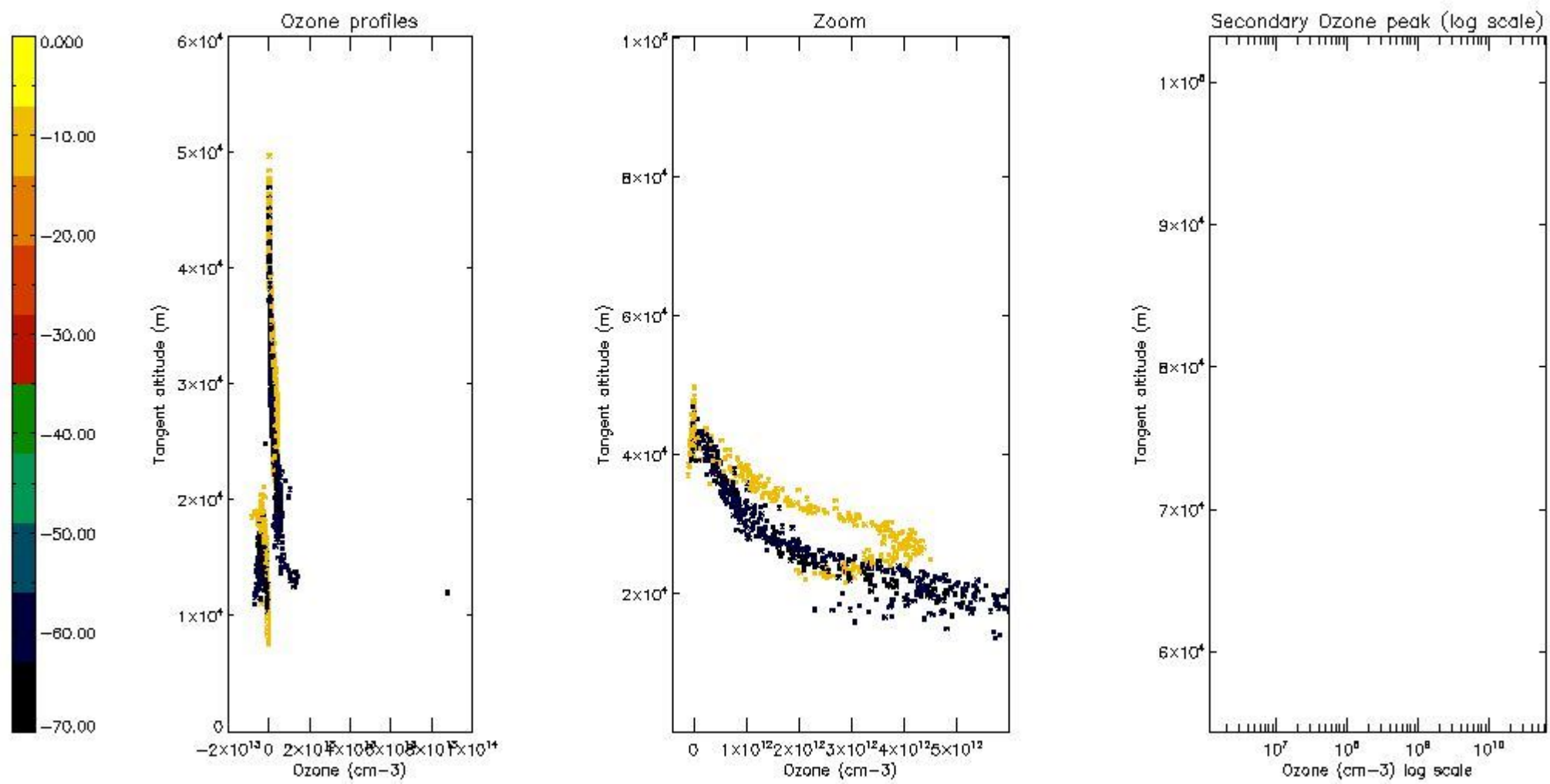
5.2 Plot ozone profiles for all STD (dark without errors)

The colorbar represents the latitude.



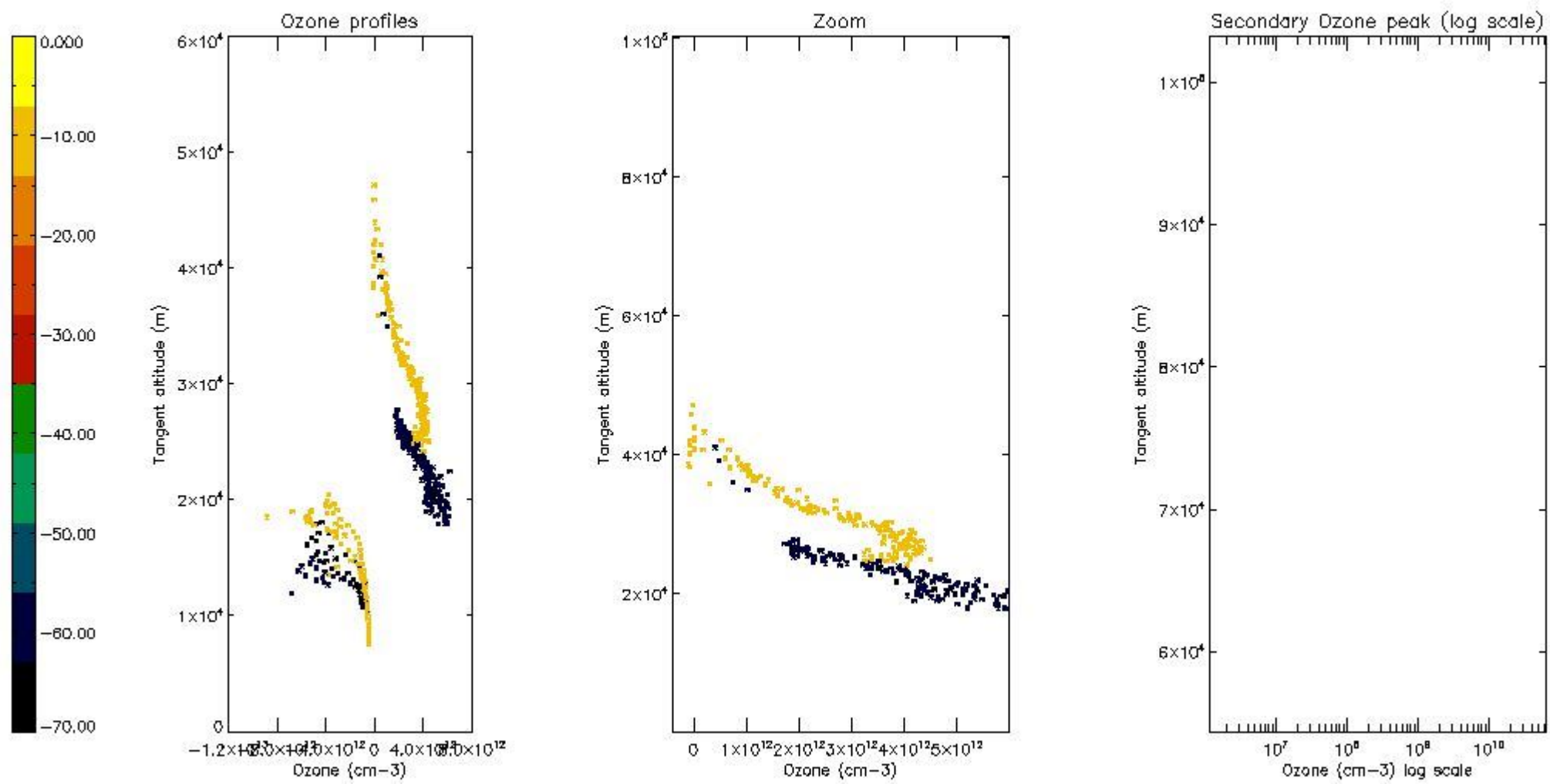
5.3 Plot ozone profiles where STD < 20% (dark without errors)

The colorbar represents the latitude.



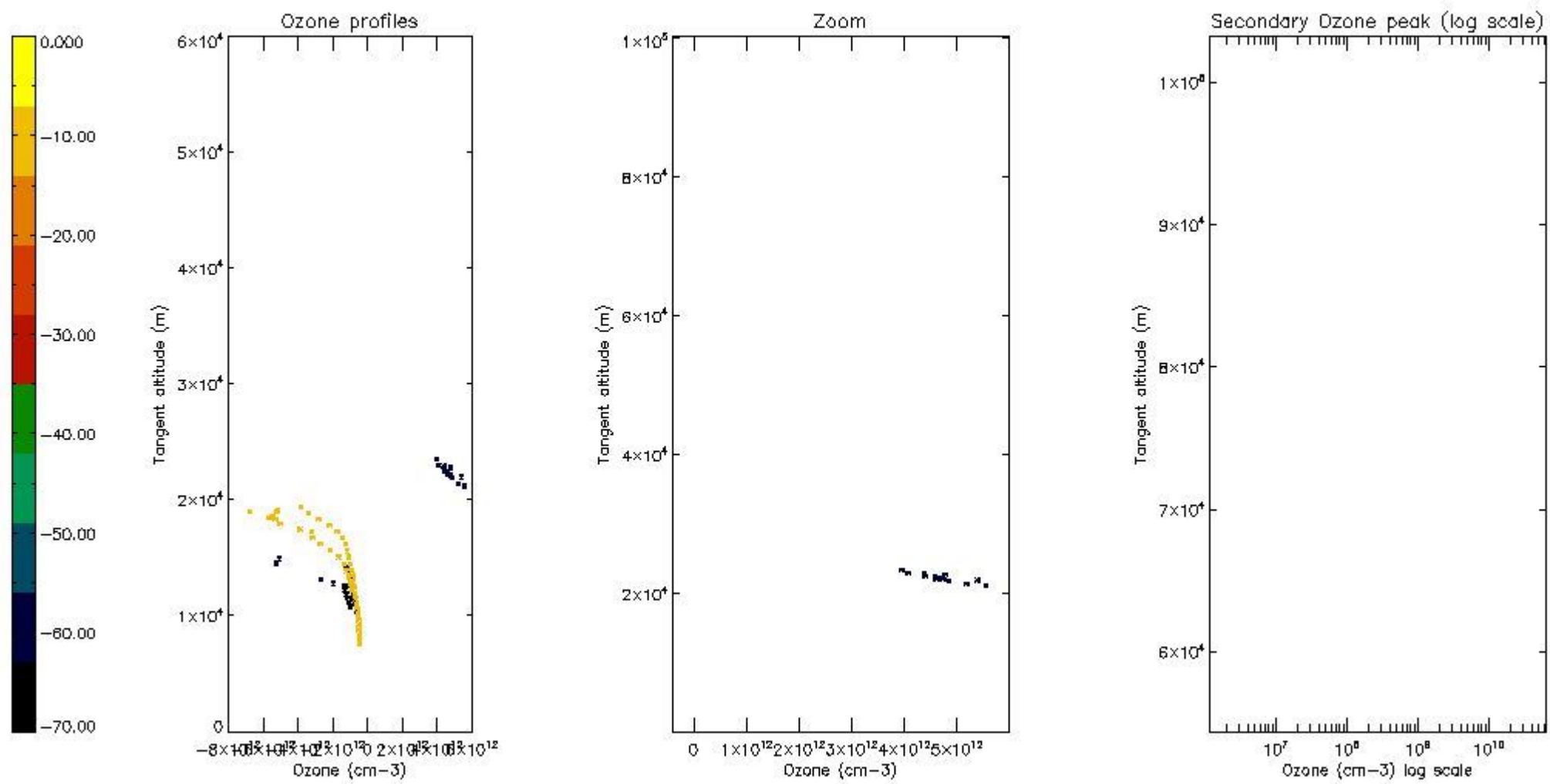
5.4 Plot ozone profiles where $STD < 10\%$ (dark without errors)

The colorbar represents the latitude.



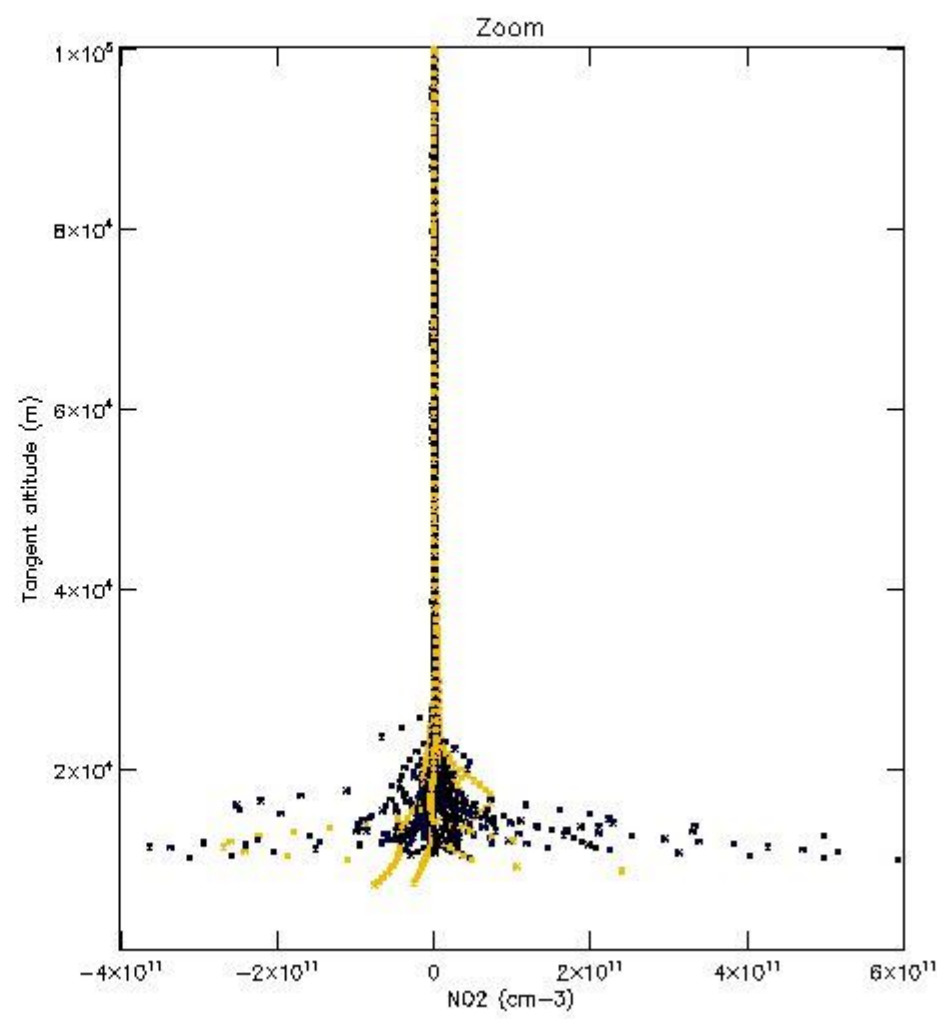
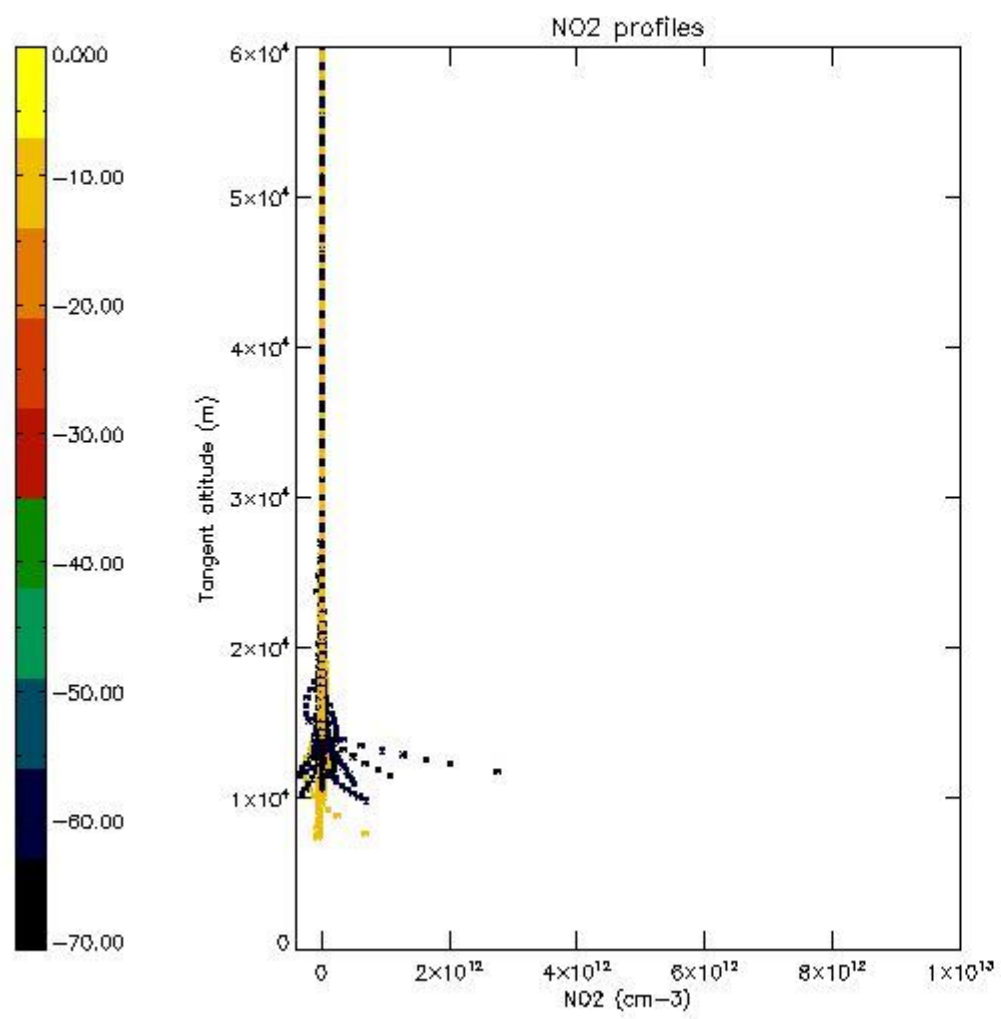
5.5 Plot ozone profiles where STD < 5% (dark without errors)

The colorbar represents the latitude.



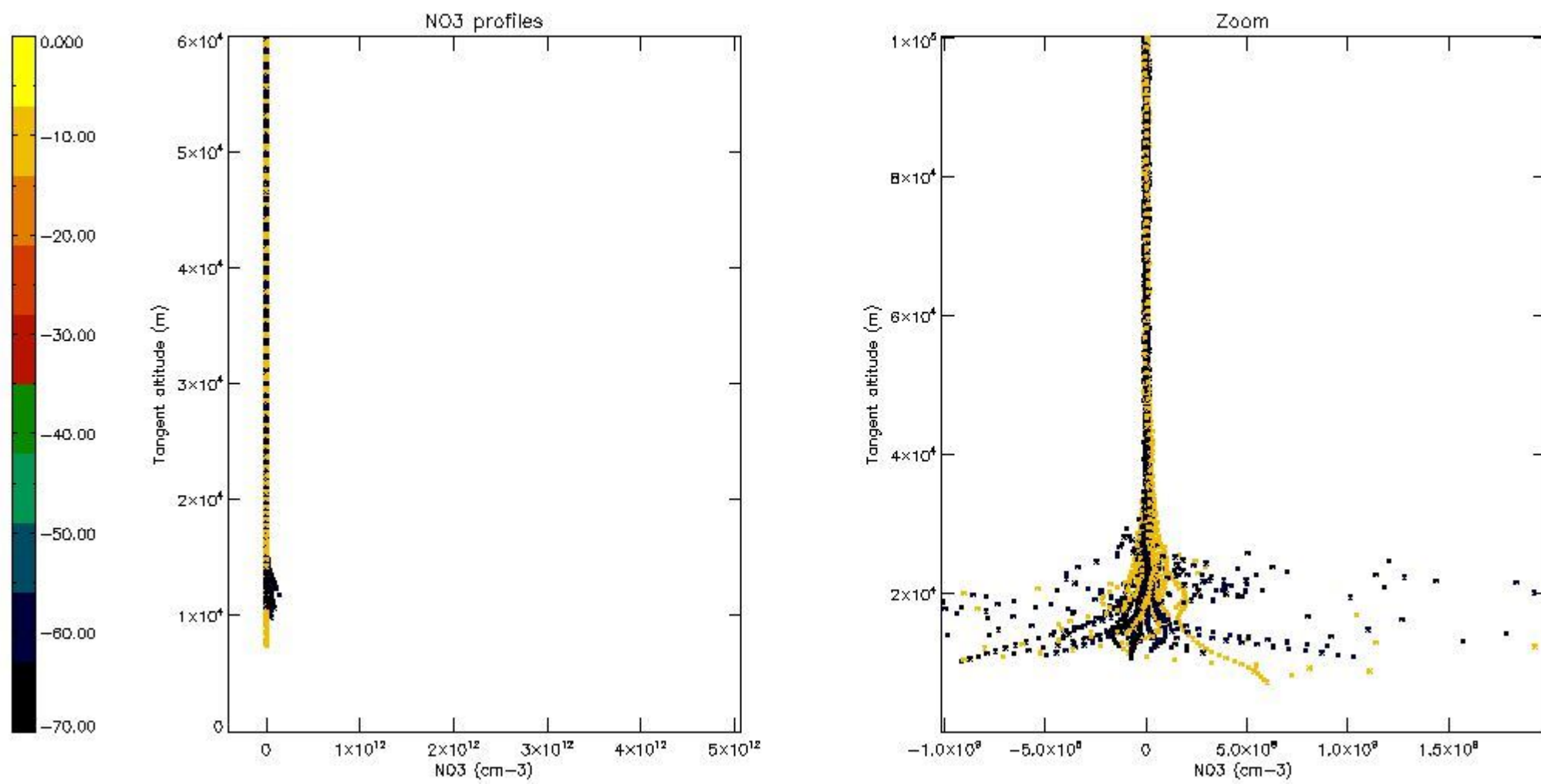
5.6 Plot NO₂ profiles for all STD (dark without errors)

The colorbar represents the latitude.



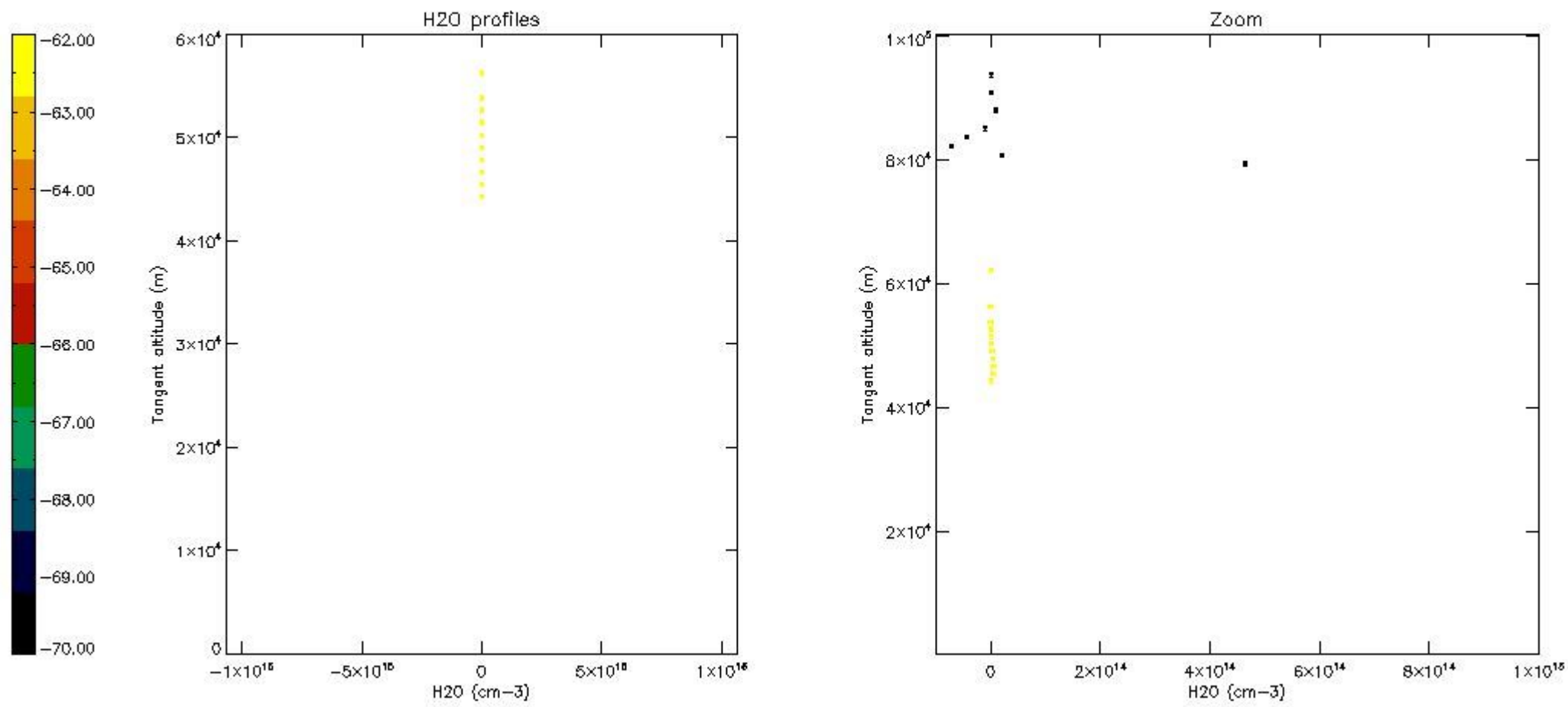
5.7 Plot NO3 profiles for all STD (dark without errors)

The colorbar represents the latitude.



5.8 Plot H₂O profiles for all STD (only for occultations of stars 1,2,3,4,13,14,16,26,63 dark without errors)

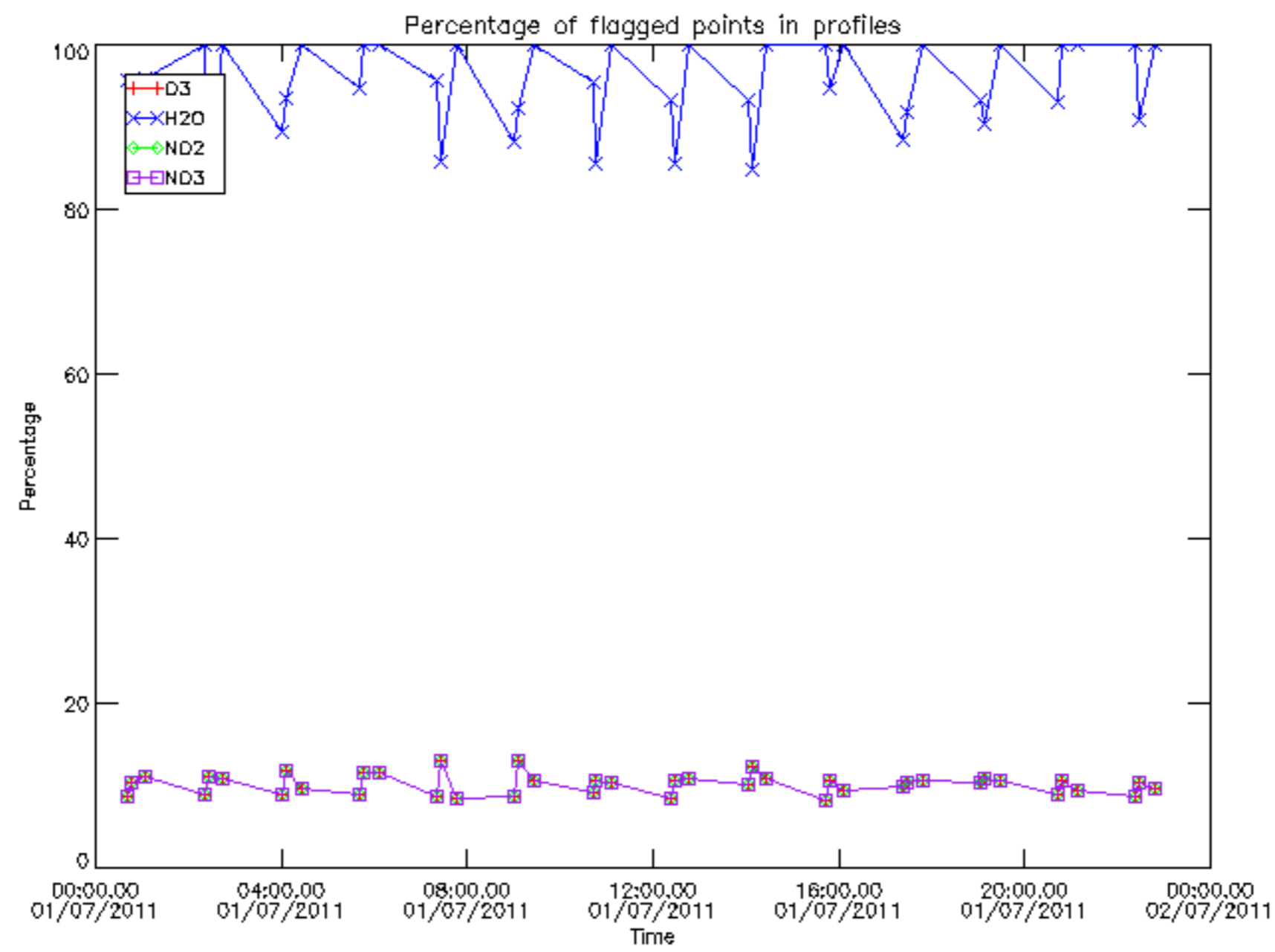
The colorbar represents the latitude.



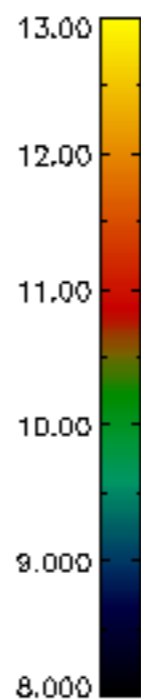
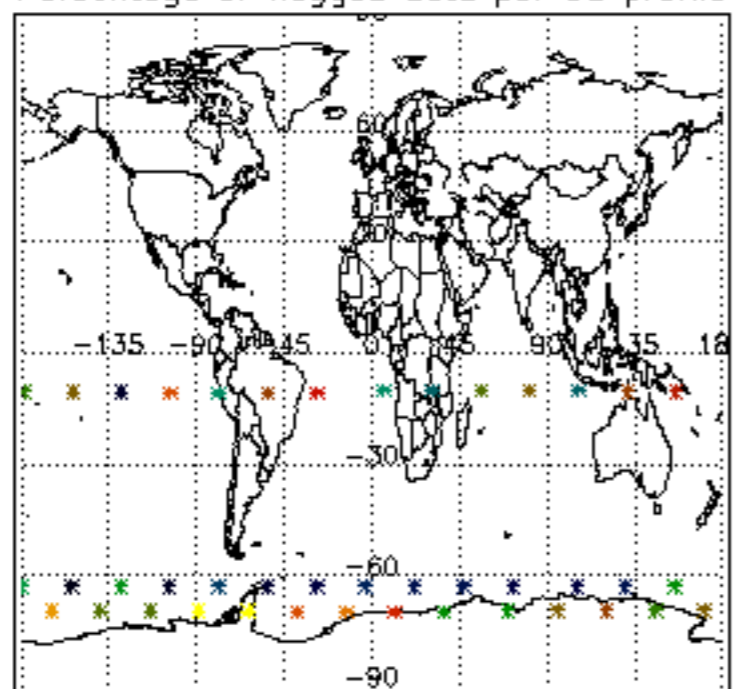
6. Auxiliary Data Files used for the production reported in section 2

The number reported in the third column indicates since which file (see list in section 2) the corresponding auxiliary file has been used. The fourth column is the date of those product files.

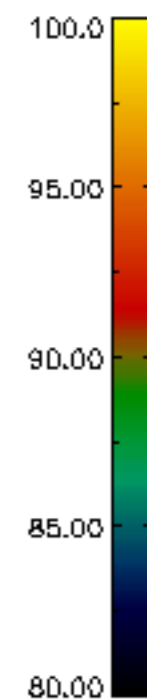
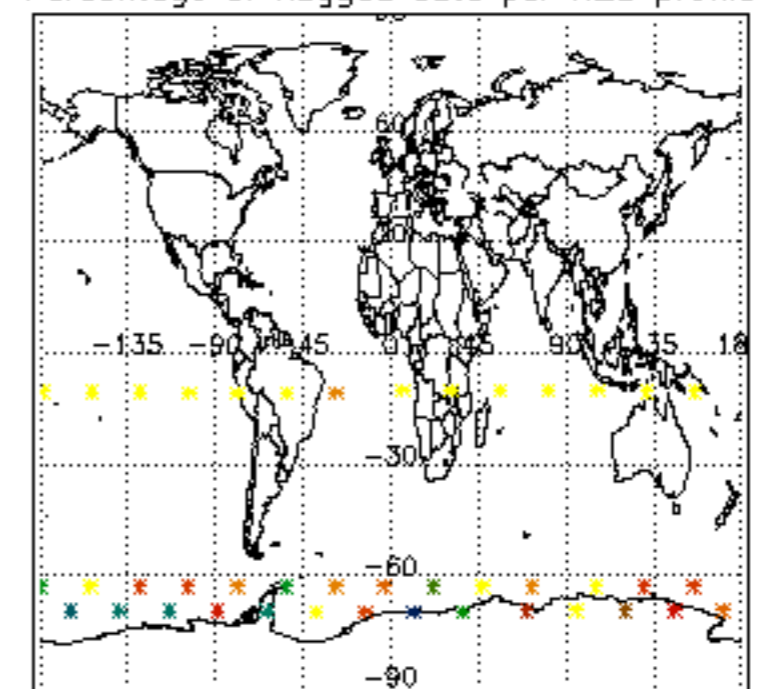
Type	Auxiliary Filename	Used since product	Used since product date
INST_PHYS_CHARACTERISTICS	GOM_INS_AXVIEC20091111_143220_20030716_120000_20500101_000000	1	01-JUL-2011 00:06:43
LEVEL-2_PROC_CONFIG	GOM_PR2_AXVIEC20091111_152718_20020301_000000_20500101_000000	1	01-JUL-2011 00:06:43
CROSS_SECTIONS_FILE	GOM_CRS_AXVIEC20091111_154832_20020301_000000_20500101_000000	1	01-JUL-2011 00:06:43



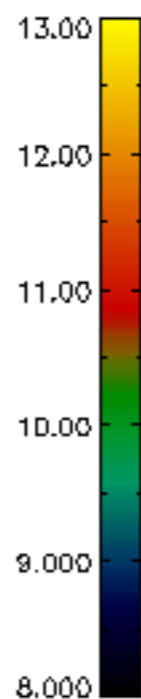
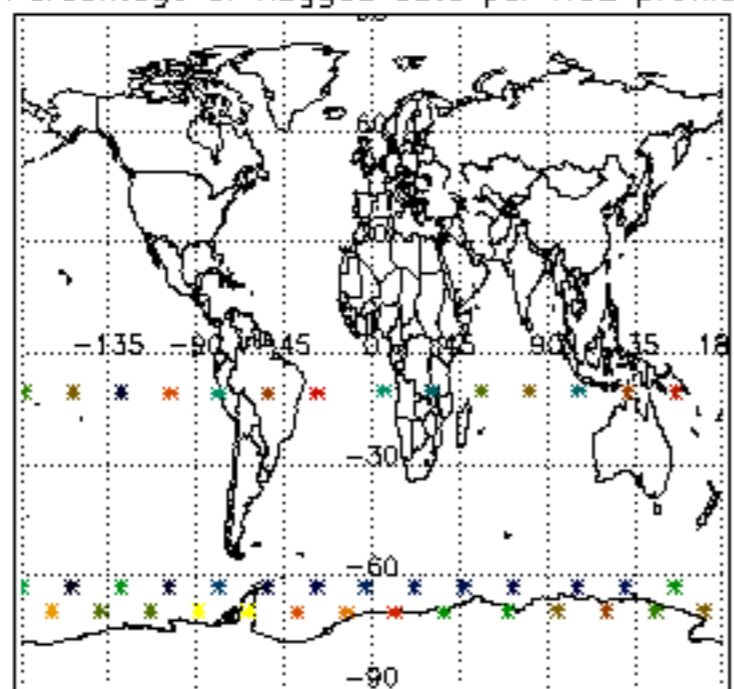
Percentage of flagged data per D3 profile



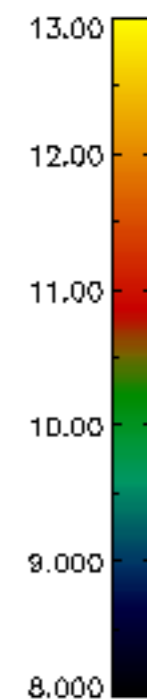
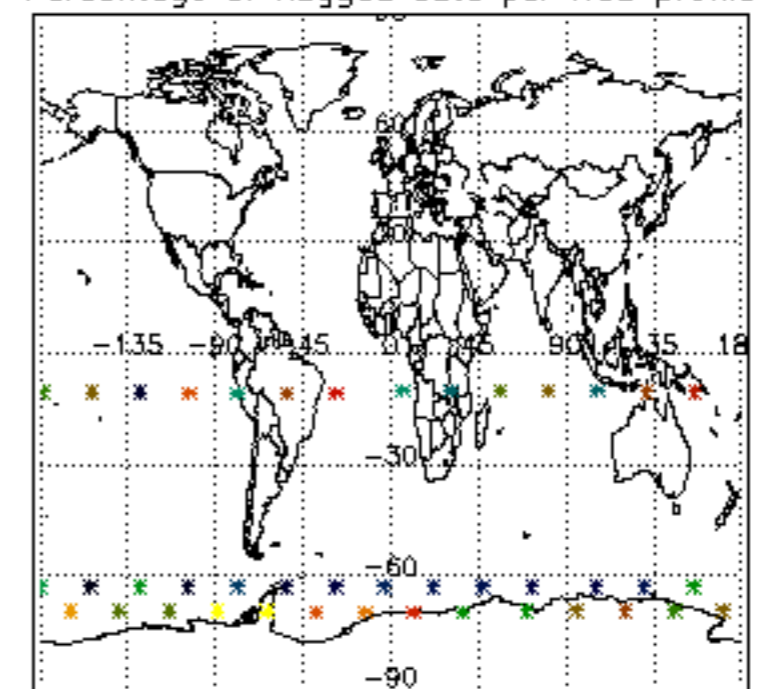
Percentage of flagged data per H2O profile

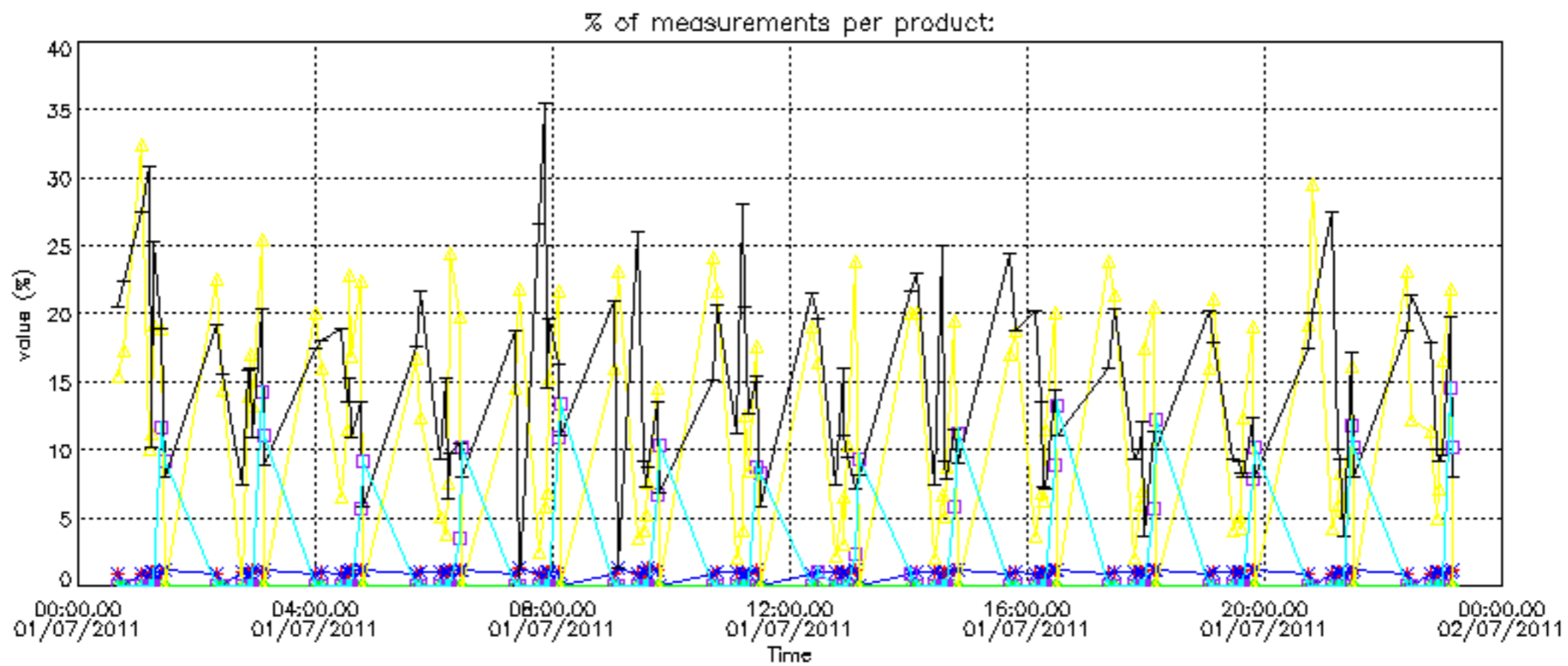


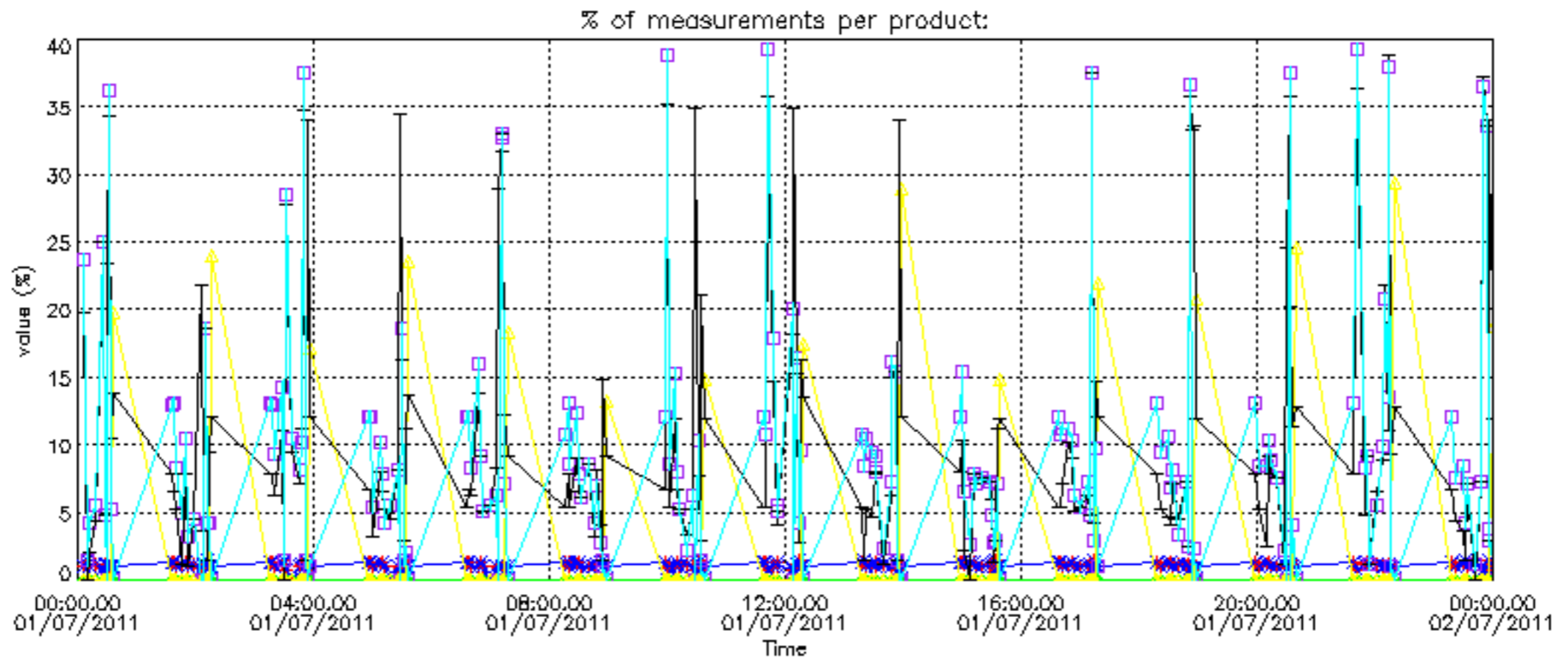
Percentage of flagged data per NO2 profile



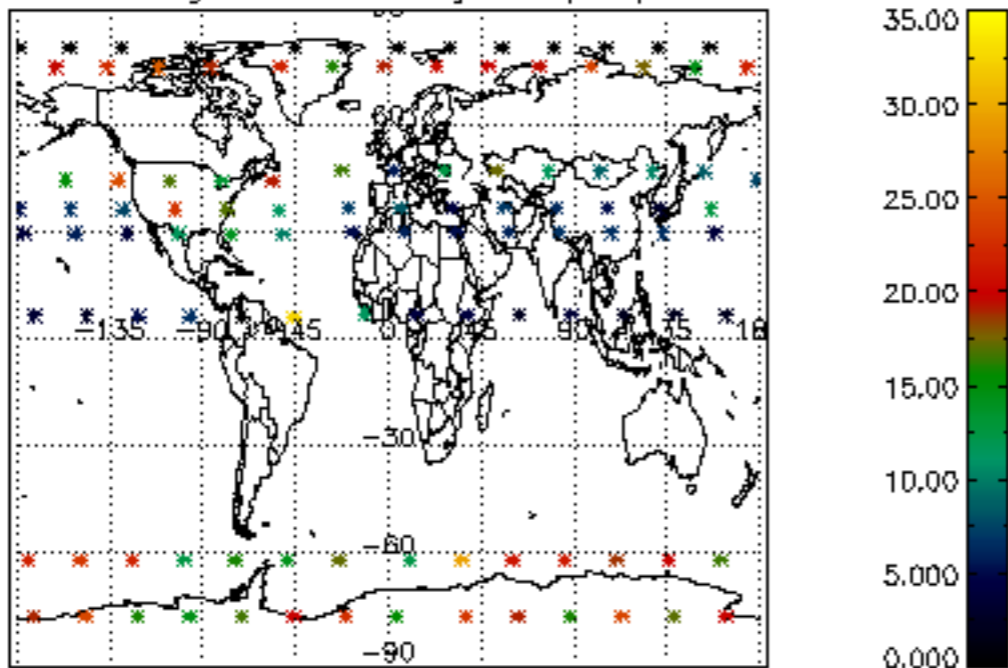
Percentage of flagged data per NO3 profile



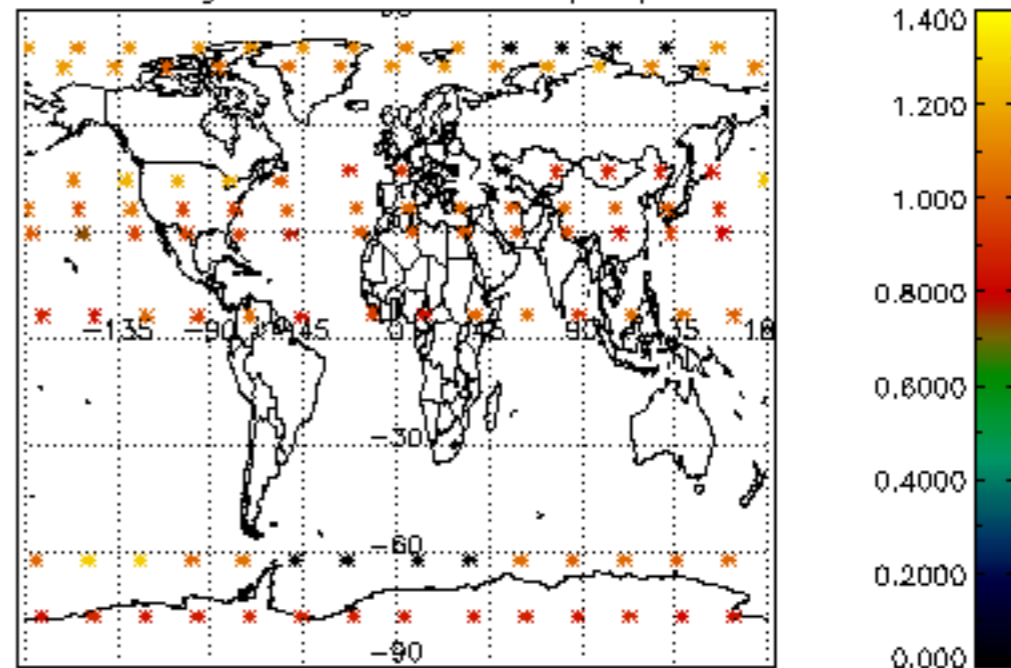




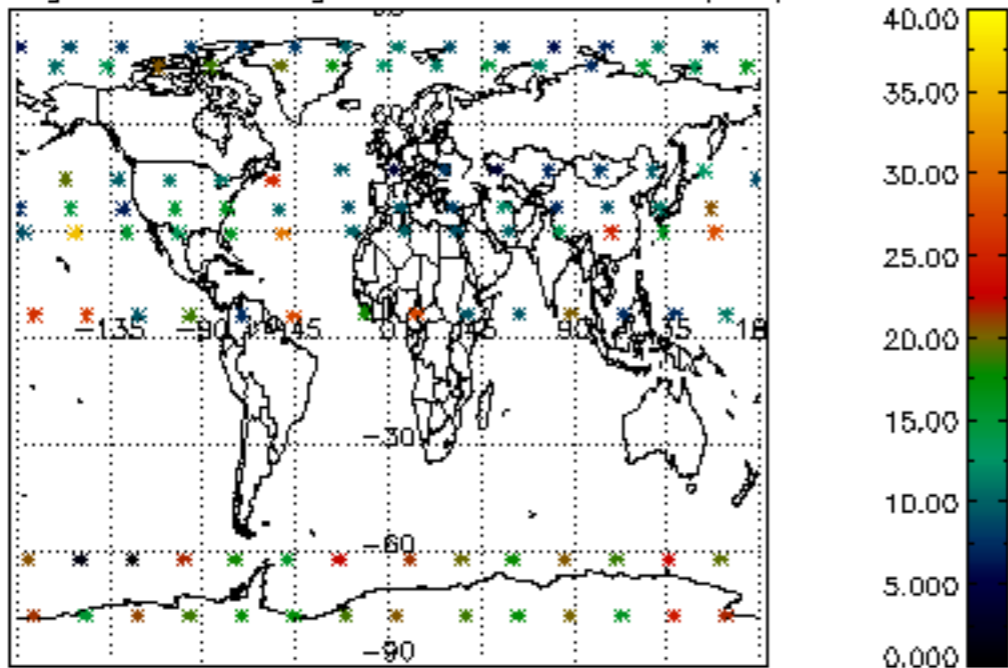
Percentage of cosmic ray hits per profile



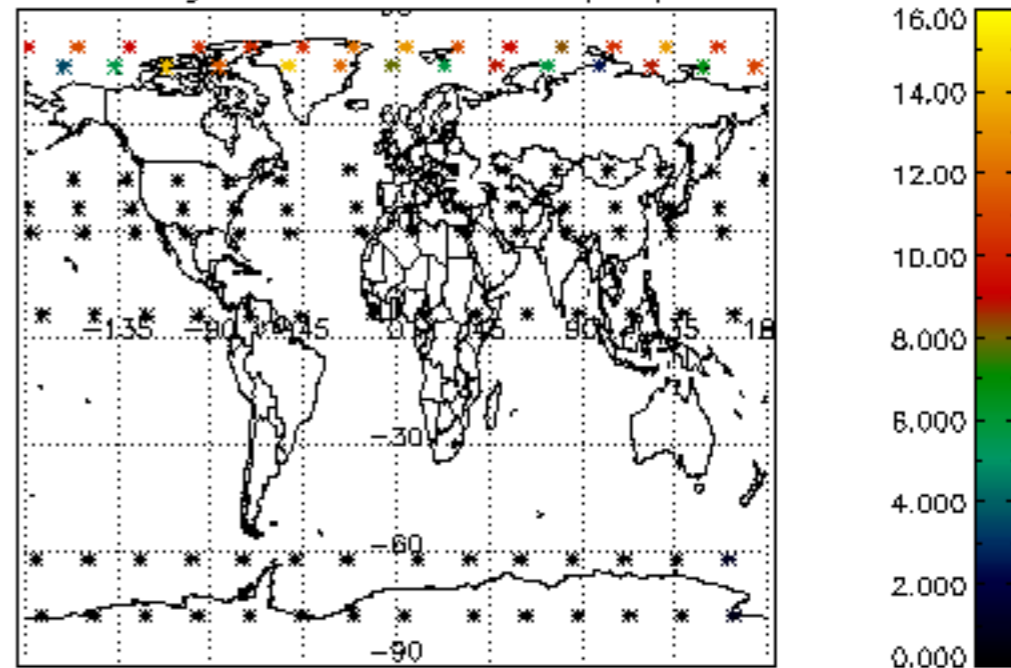
Percentage of datation errors per profile



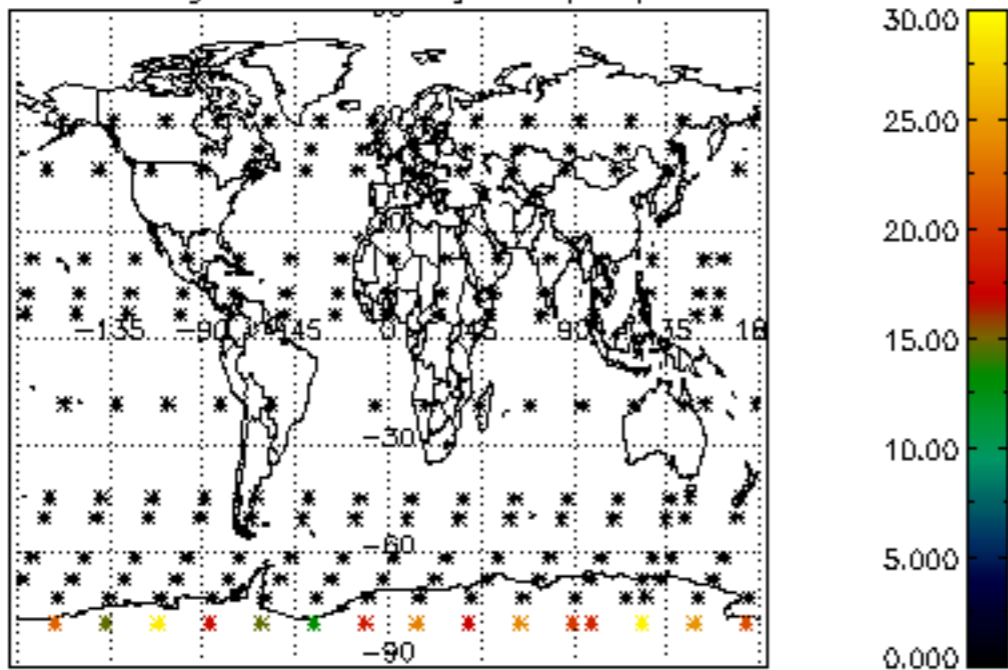
Percentage of star falling outside central band per profile



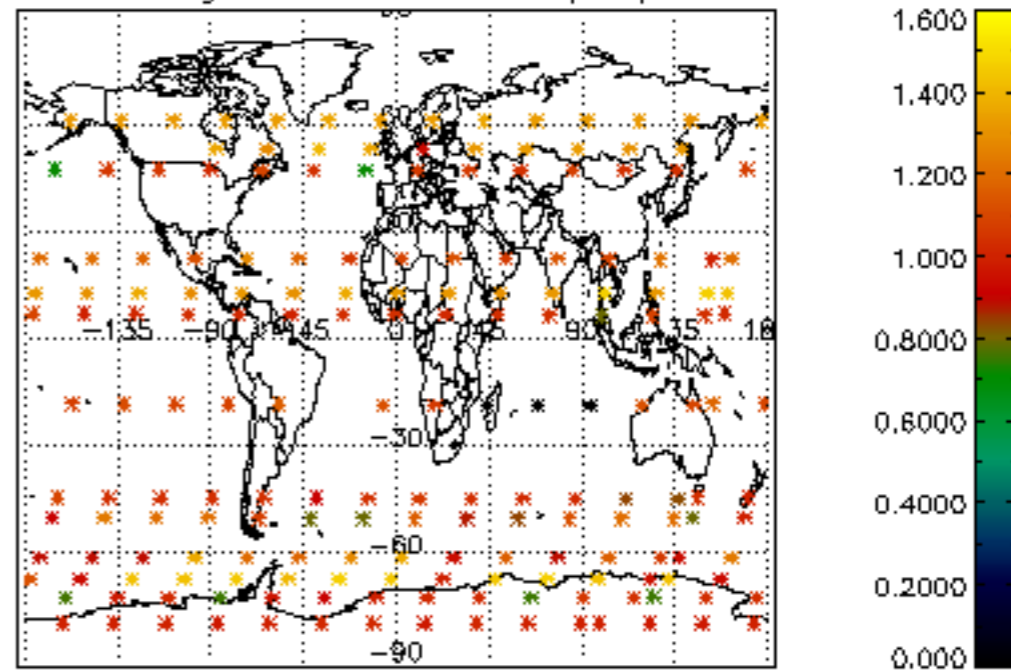
Percentage of saturation errors per profile



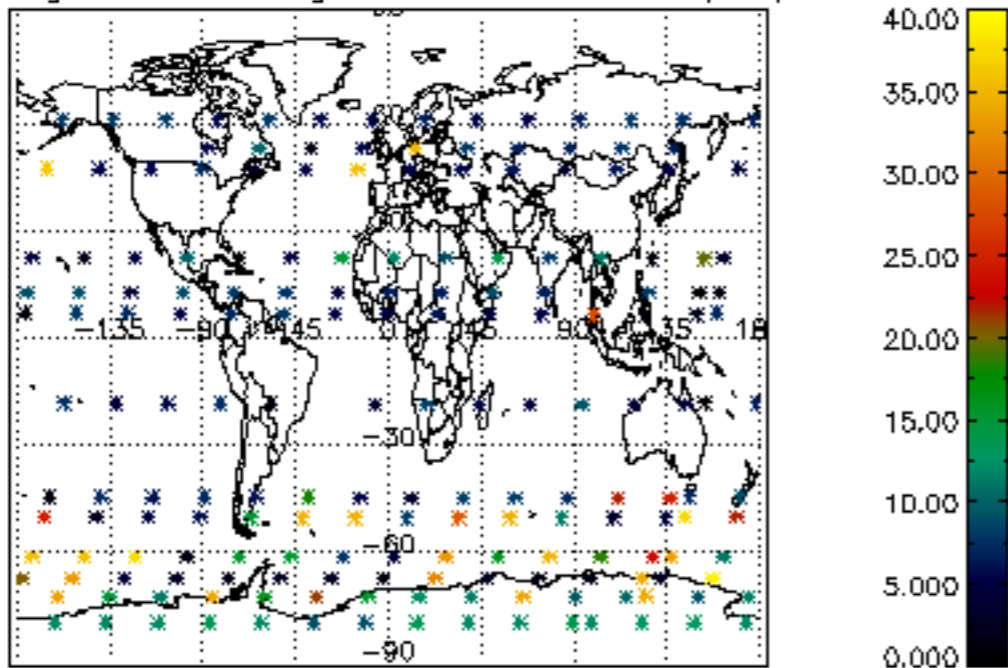
Percentage of cosmic ray hits per profile



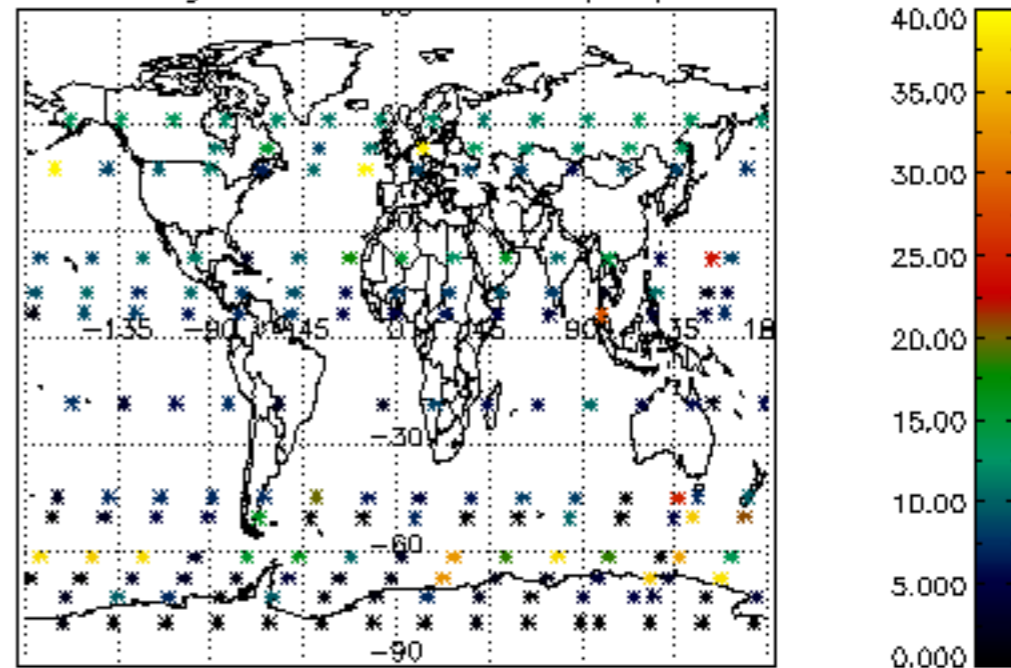
Percentage of datation errors per profile

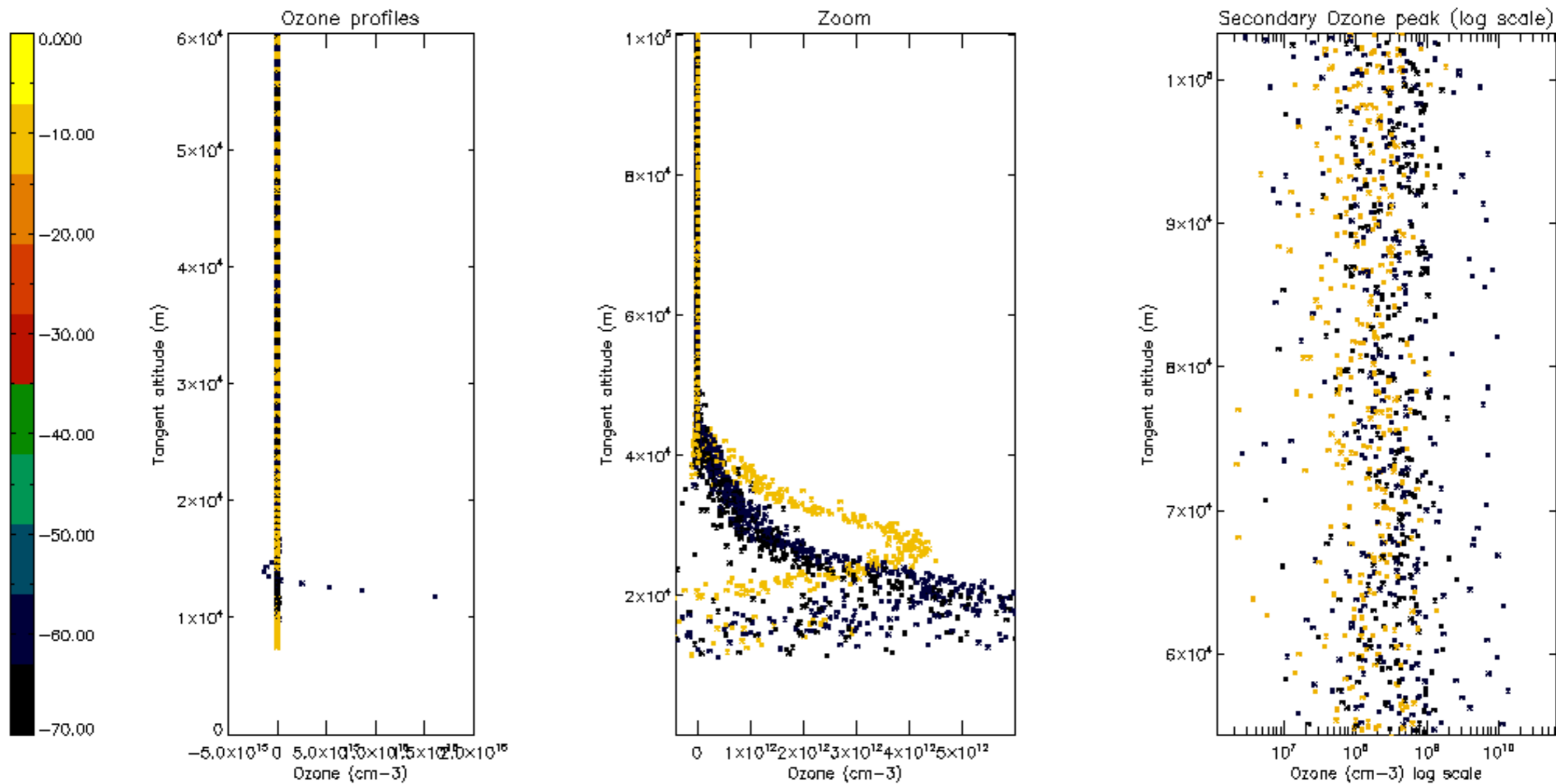


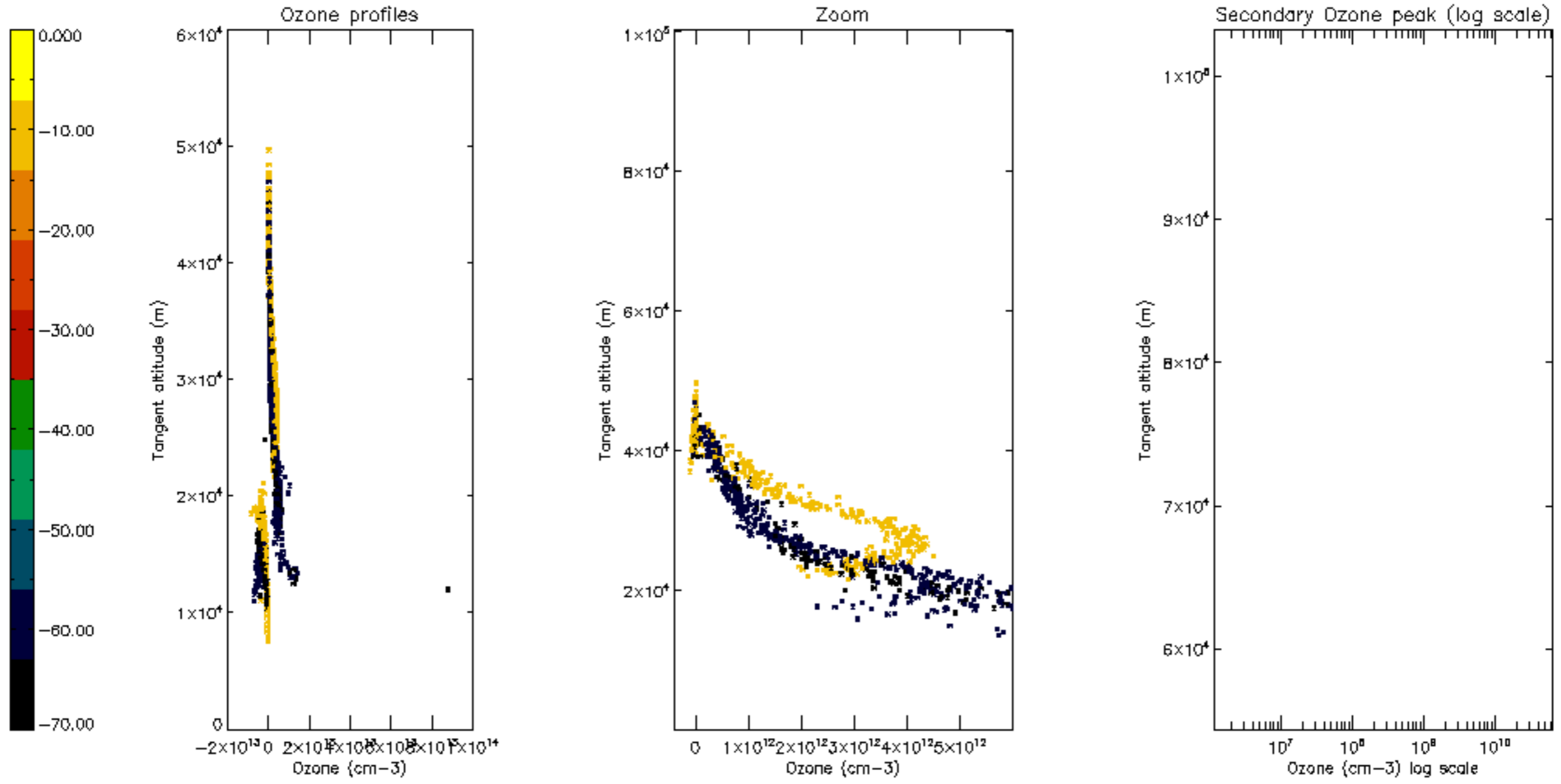
Percentage of star falling outside central band per profile

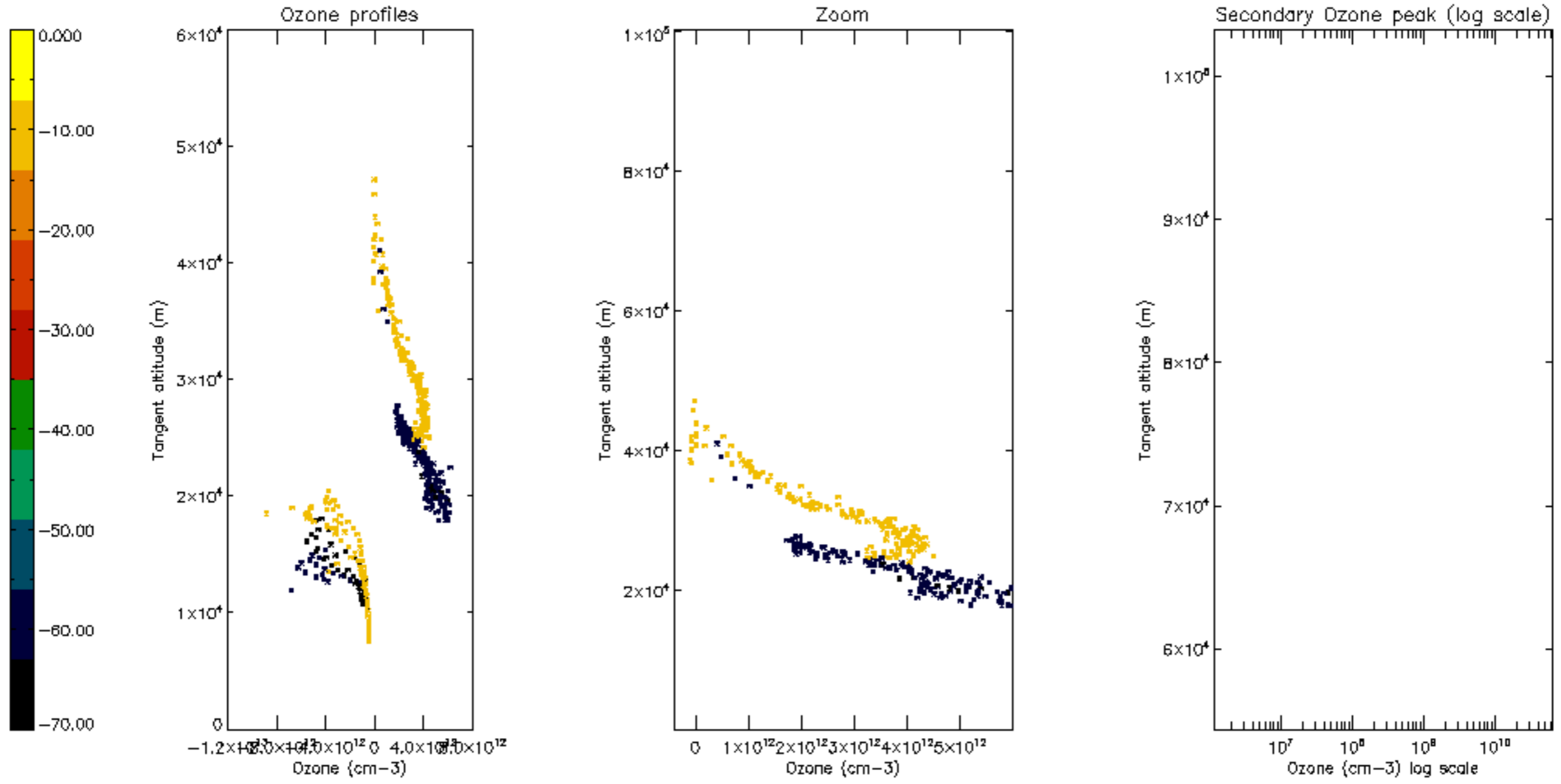


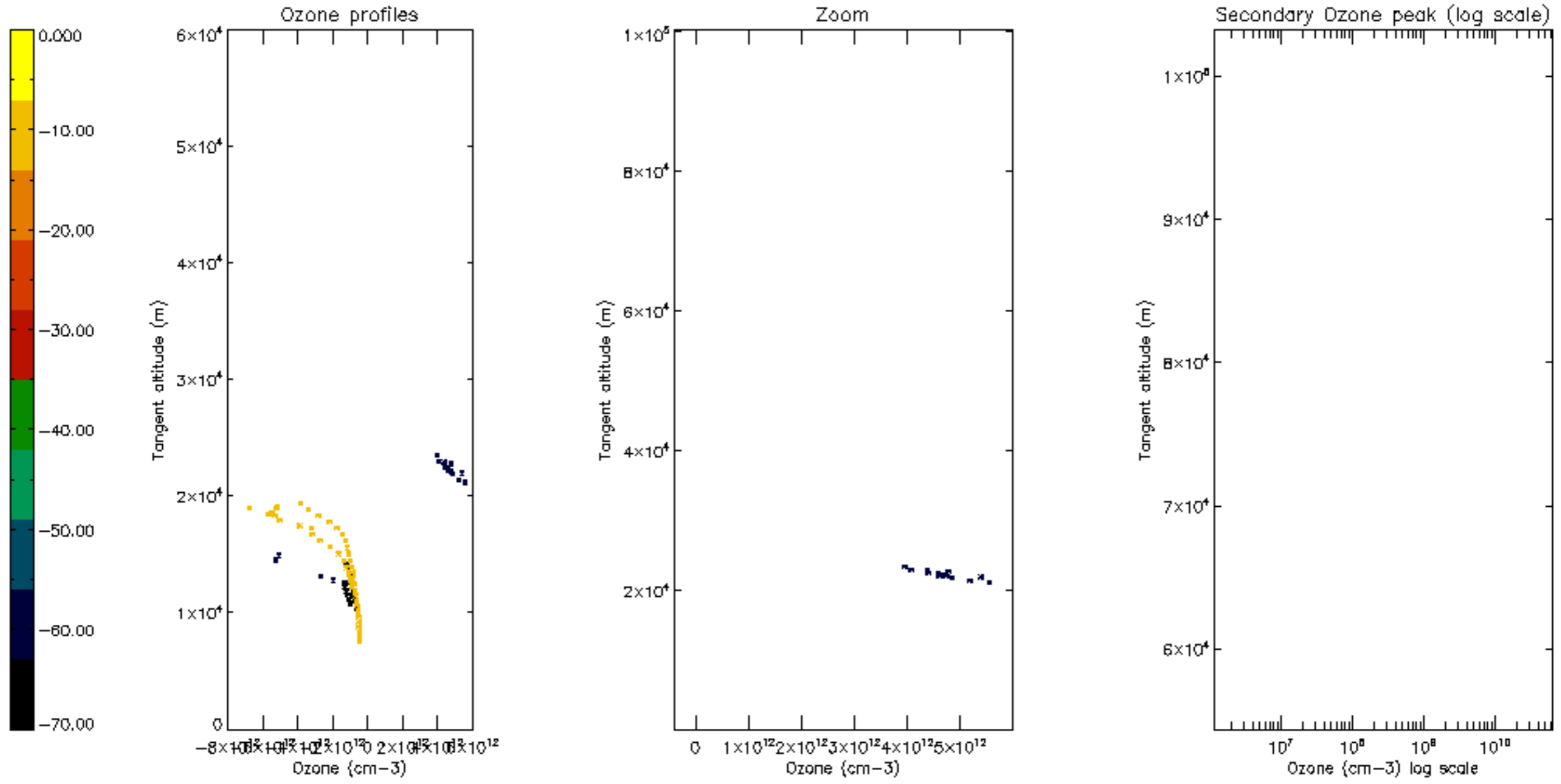
Percentage of saturation errors per profile

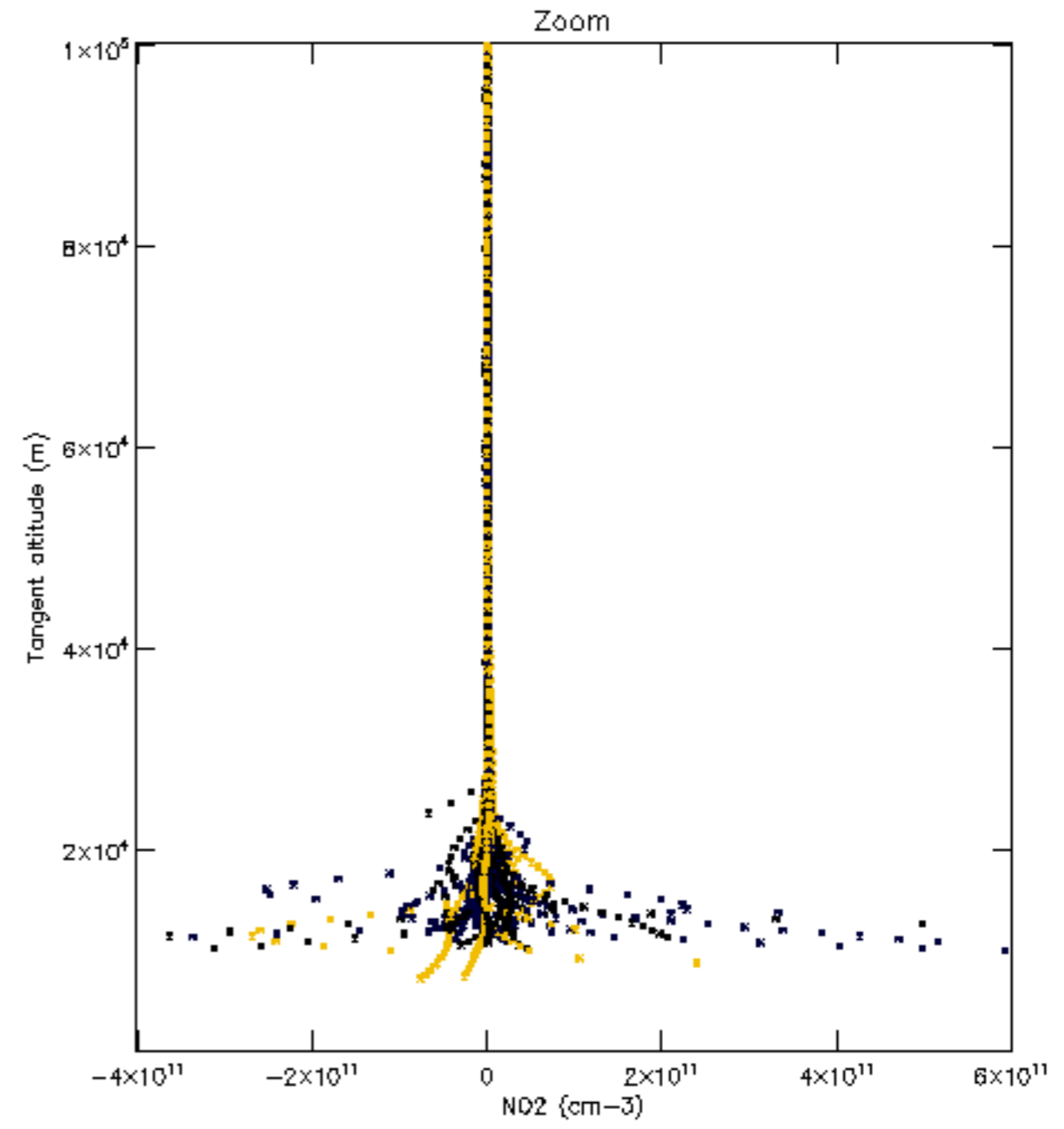
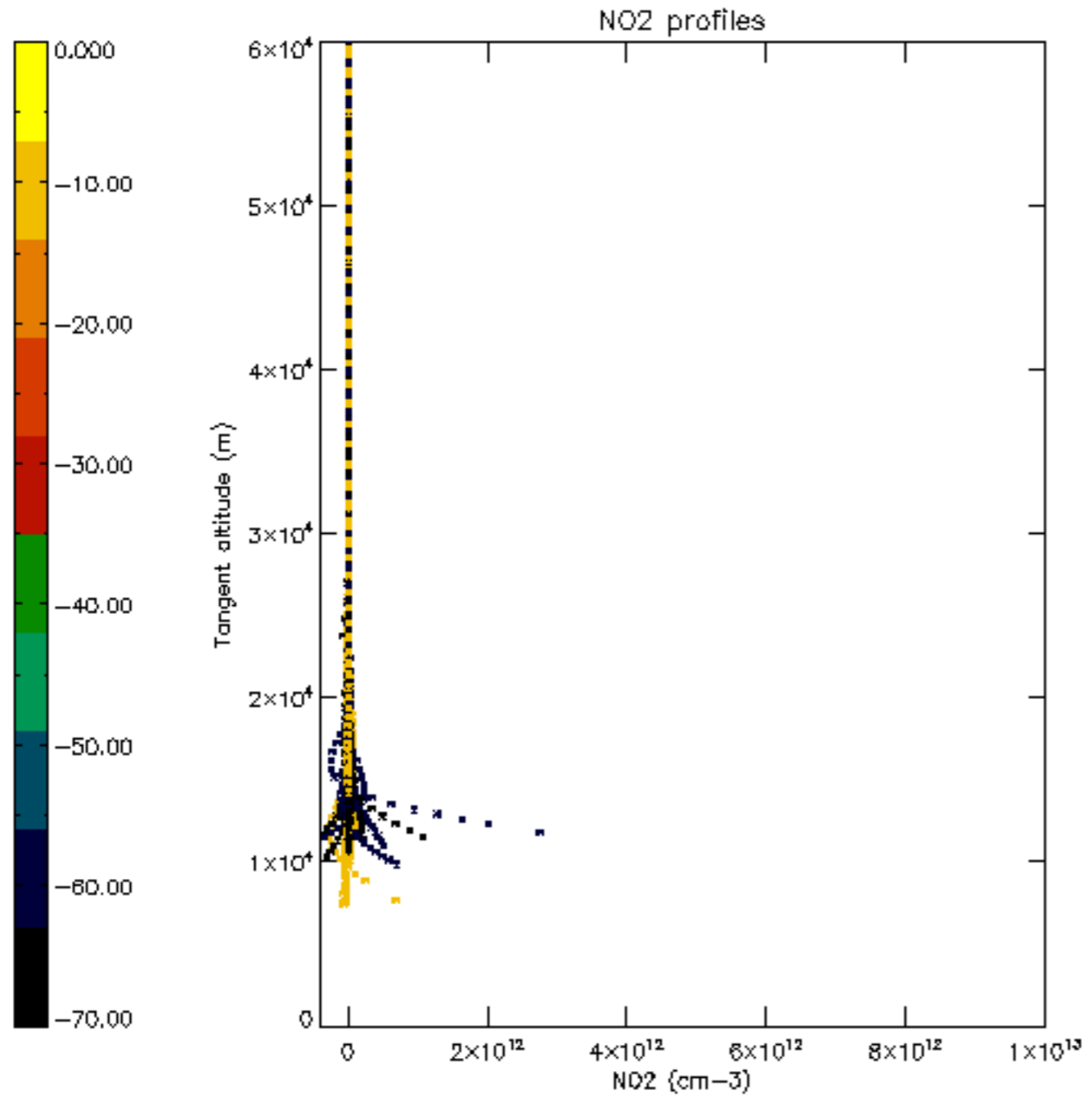


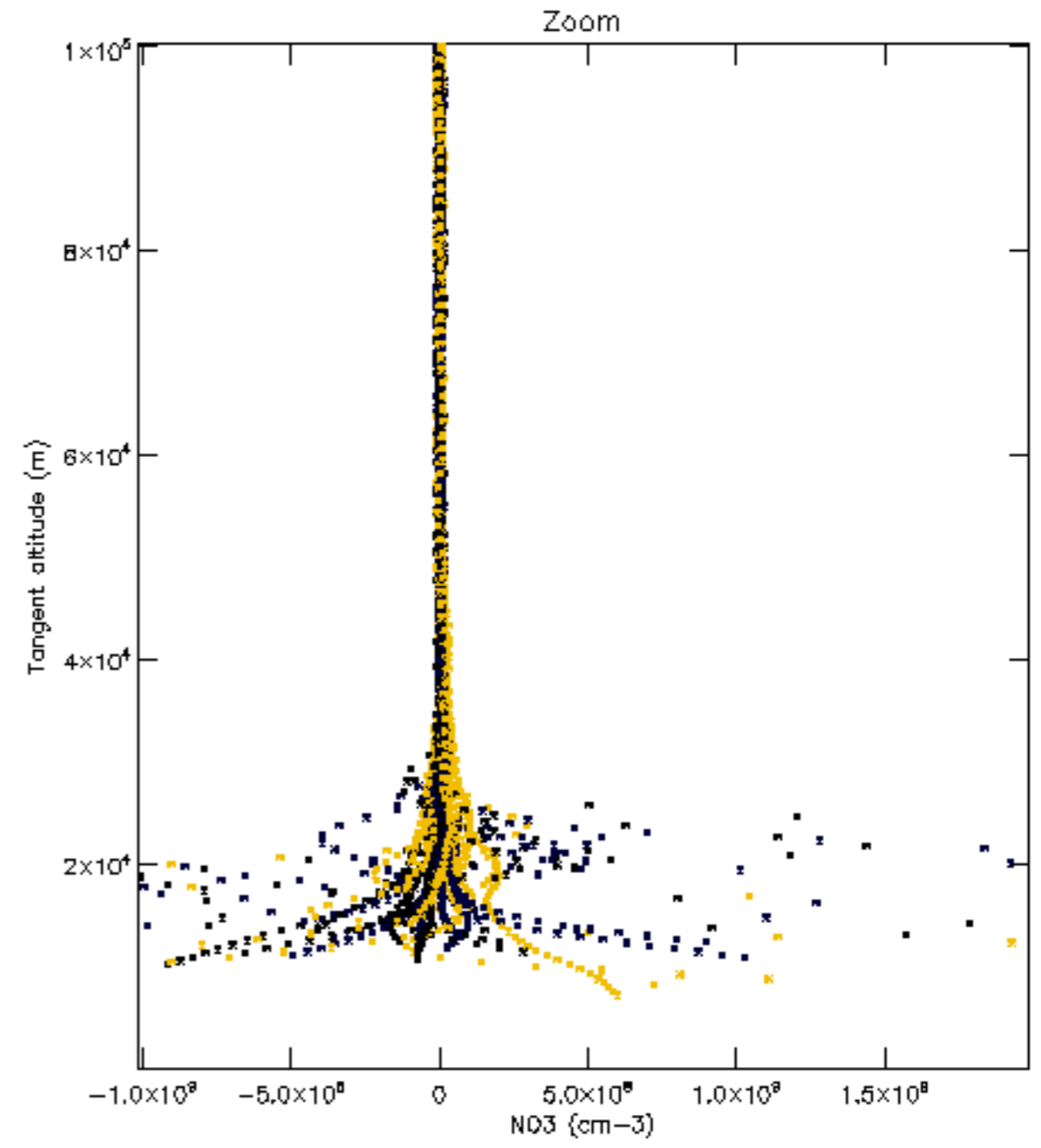
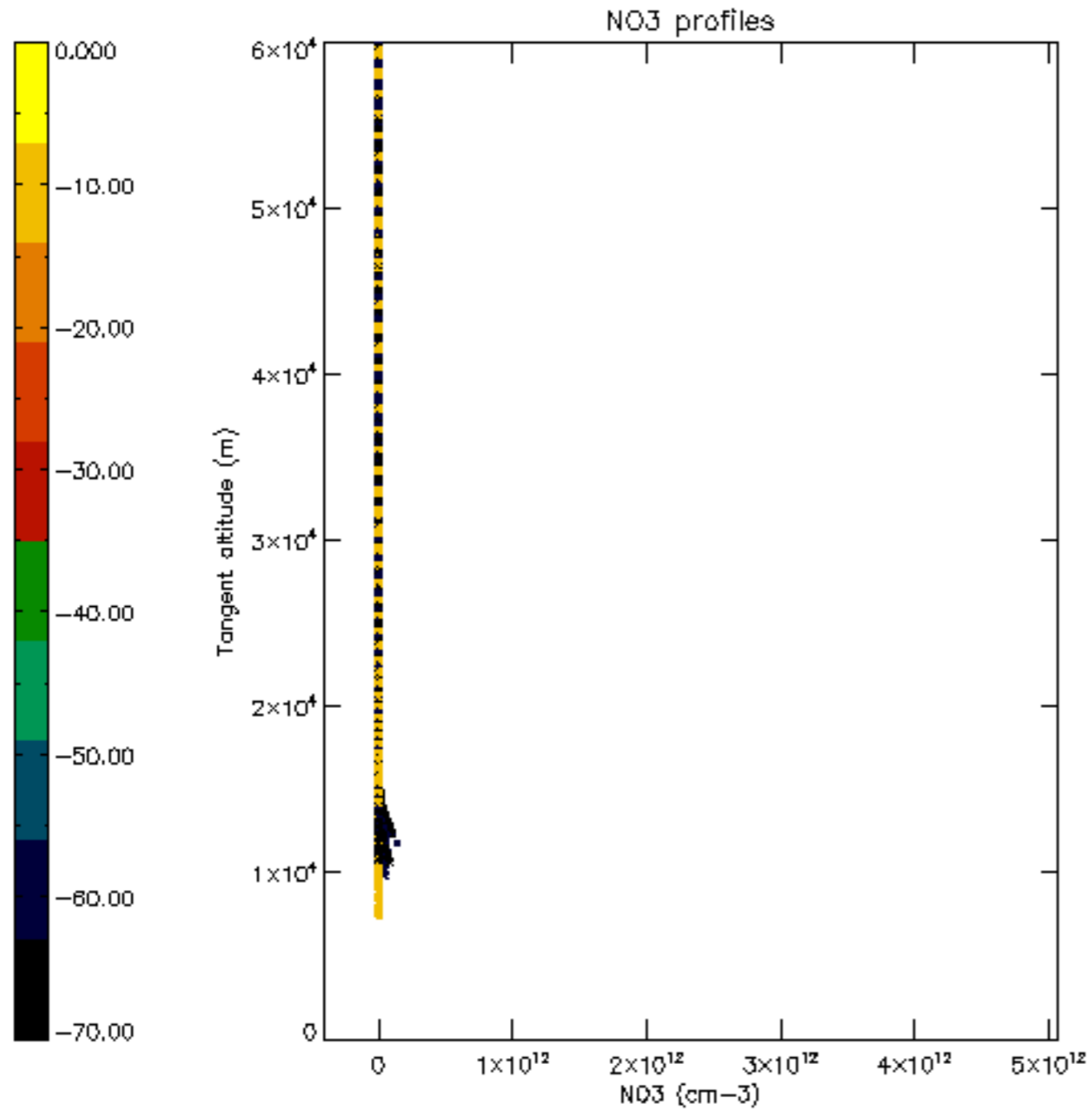


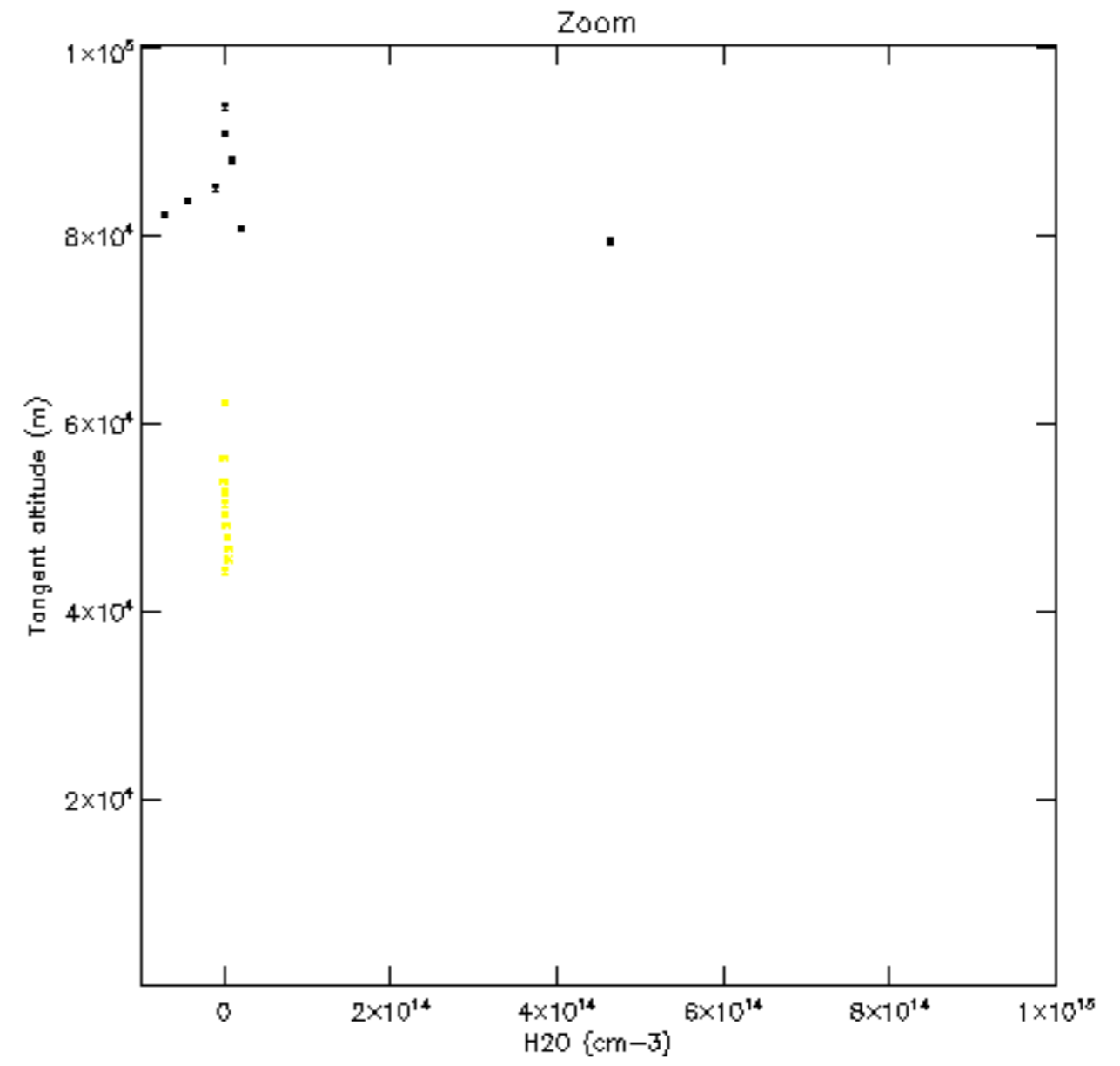
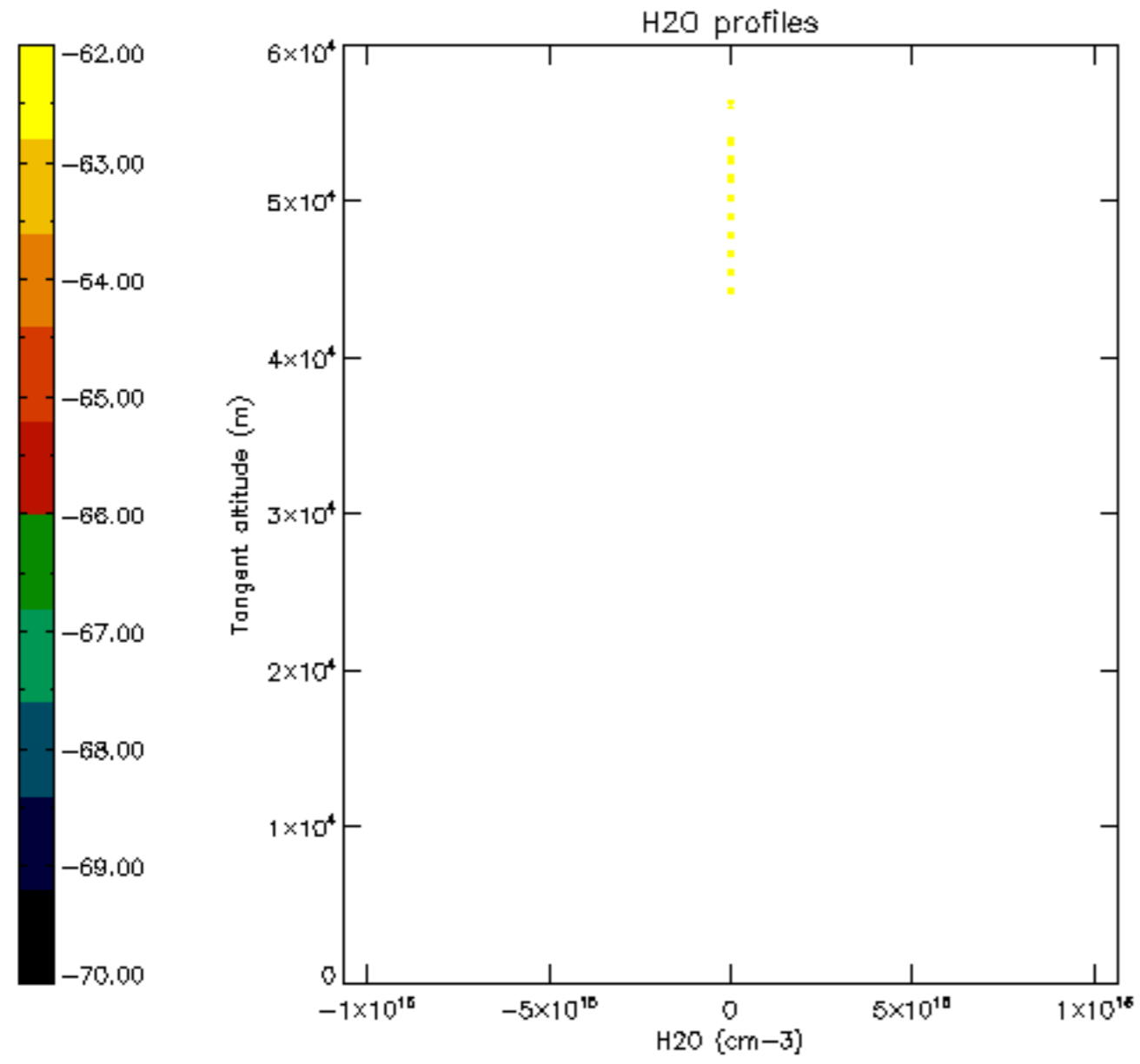


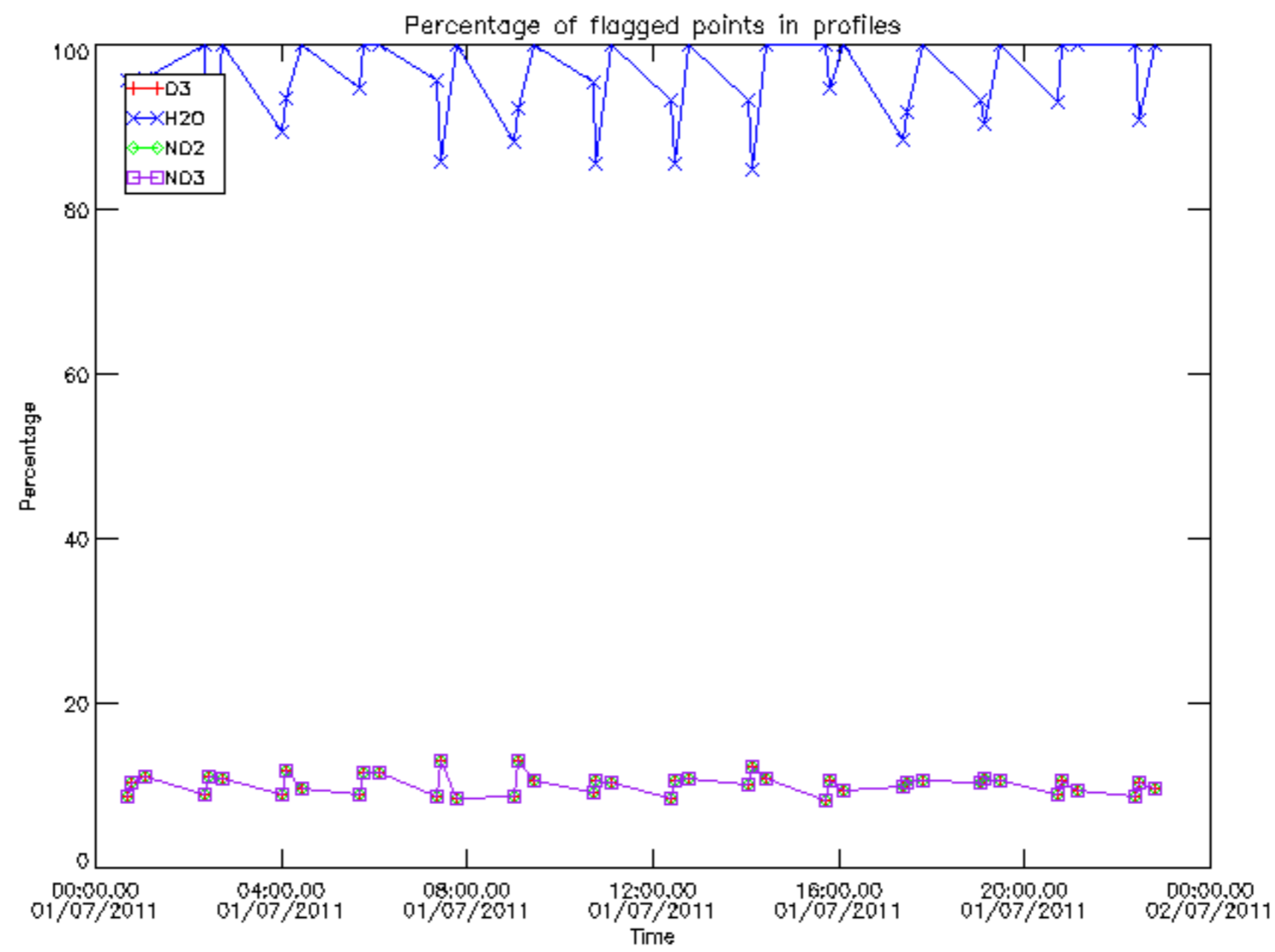




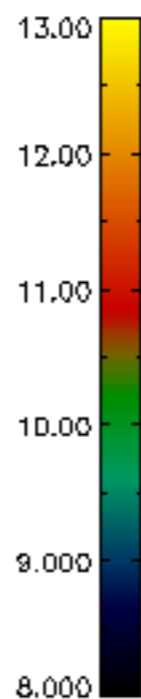
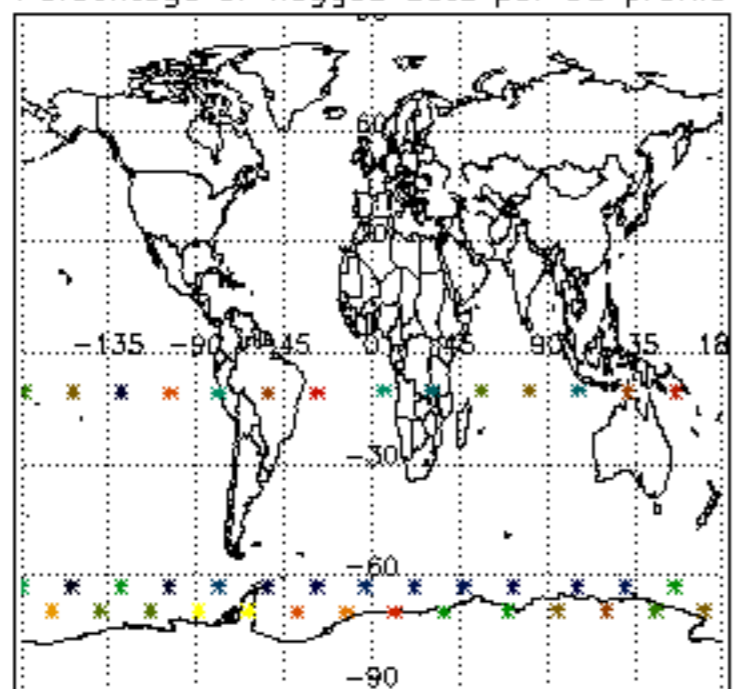




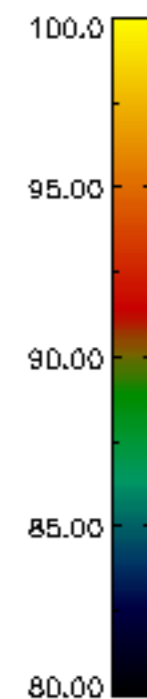
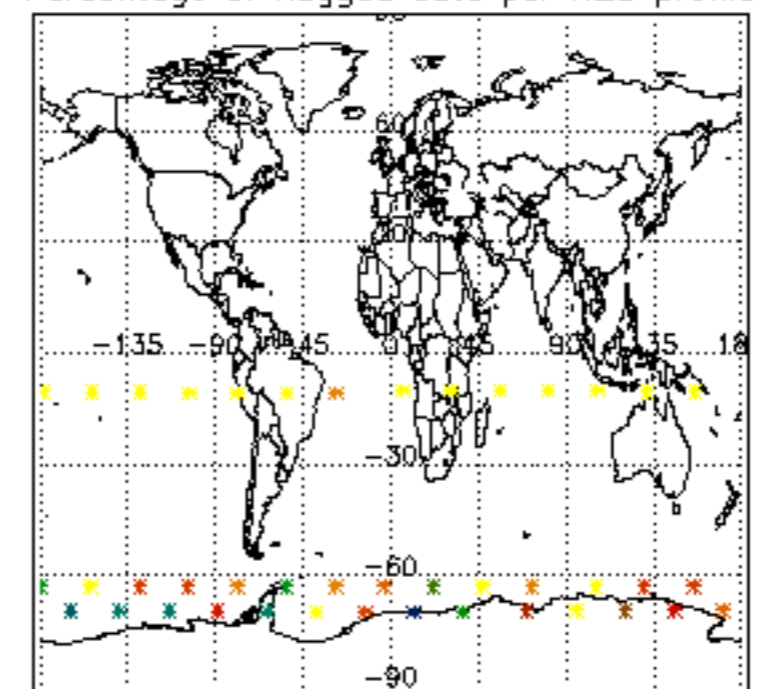




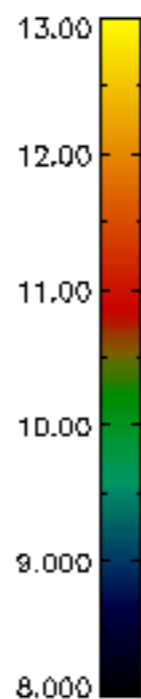
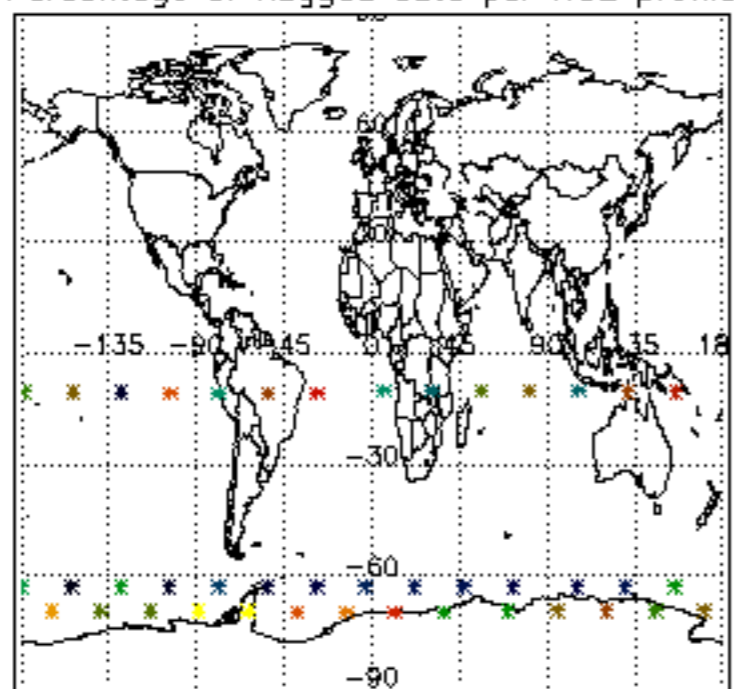
Percentage of flagged data per D3 profile



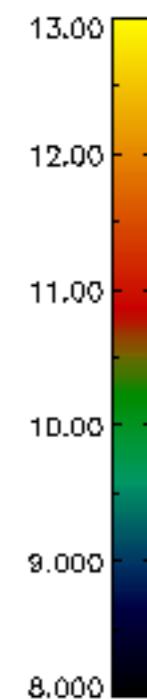
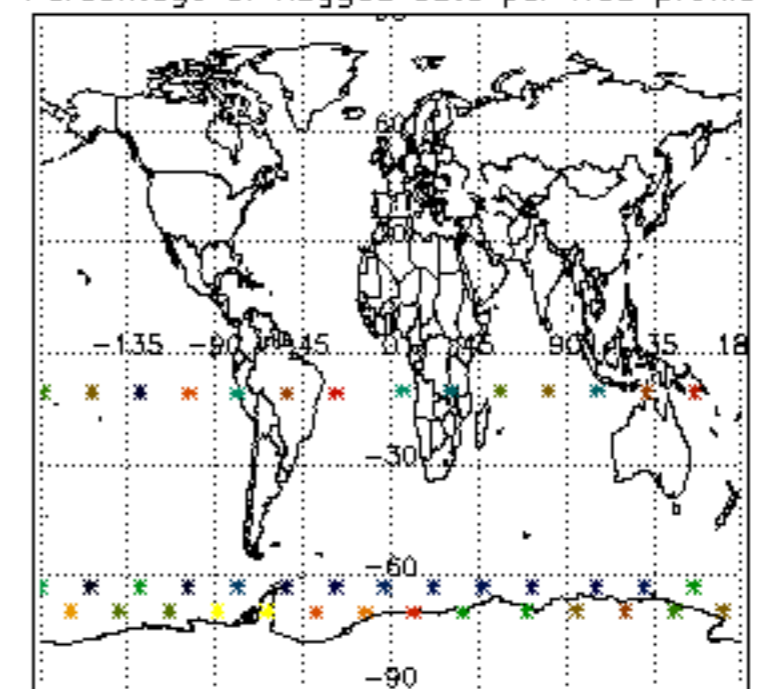
Percentage of flagged data per H2O profile

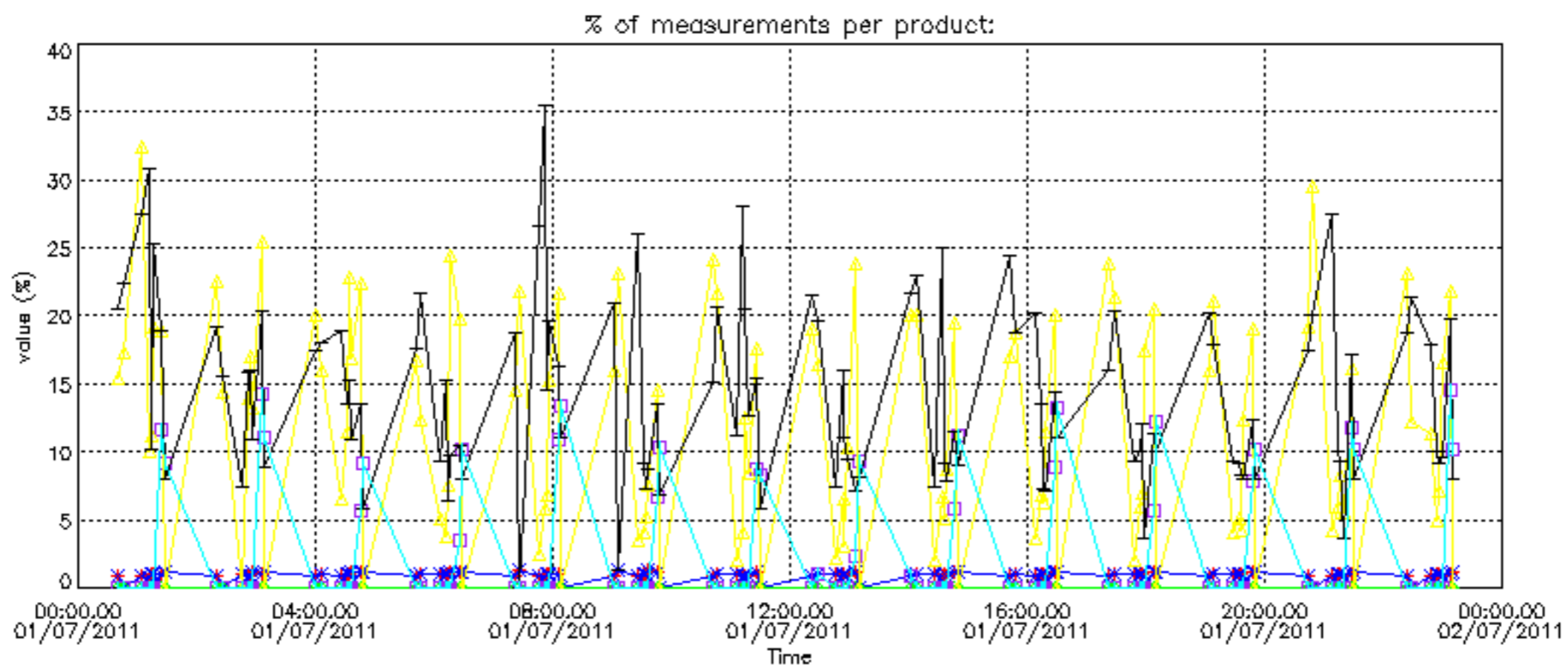


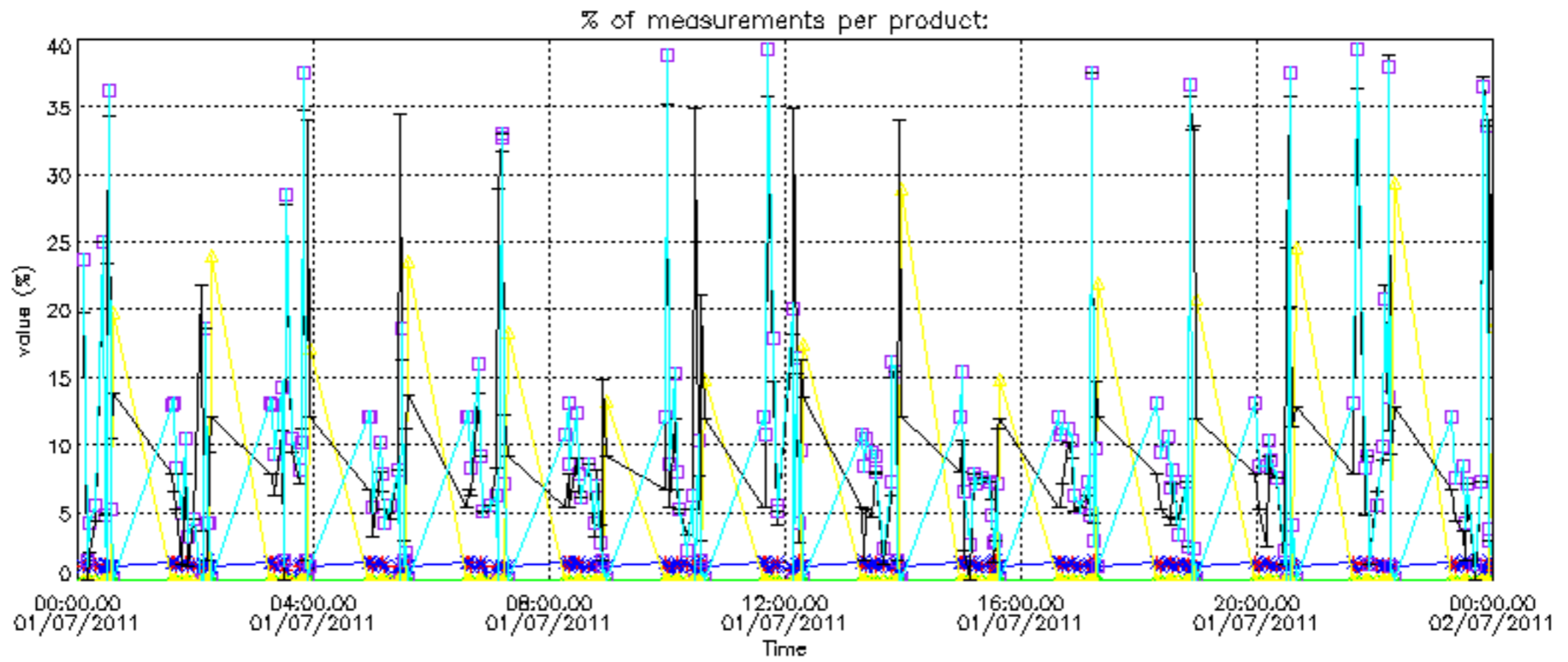
Percentage of flagged data per NO2 profile



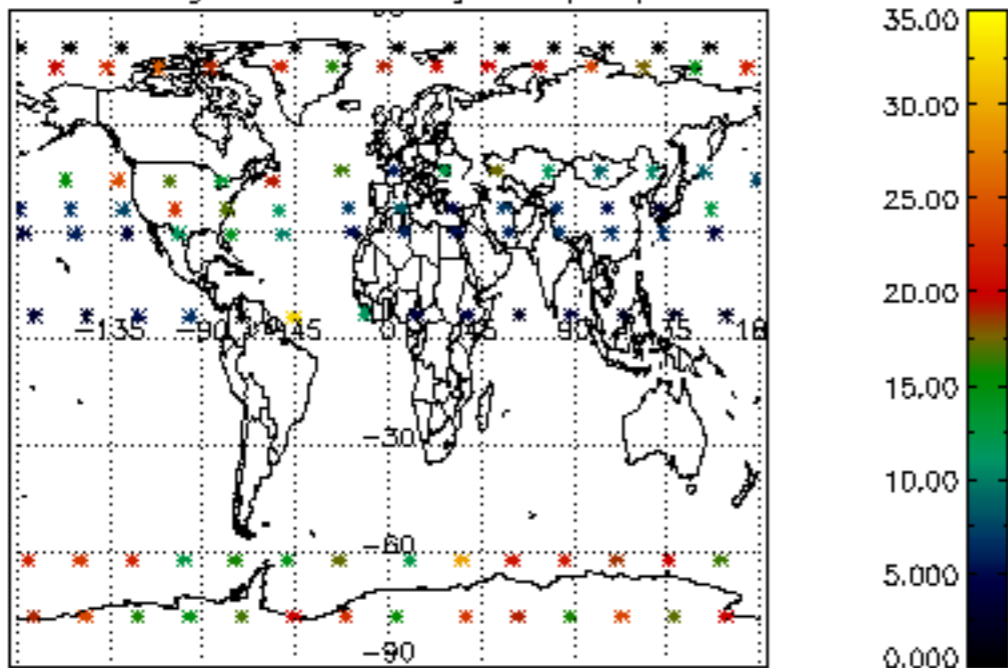
Percentage of flagged data per NO3 profile



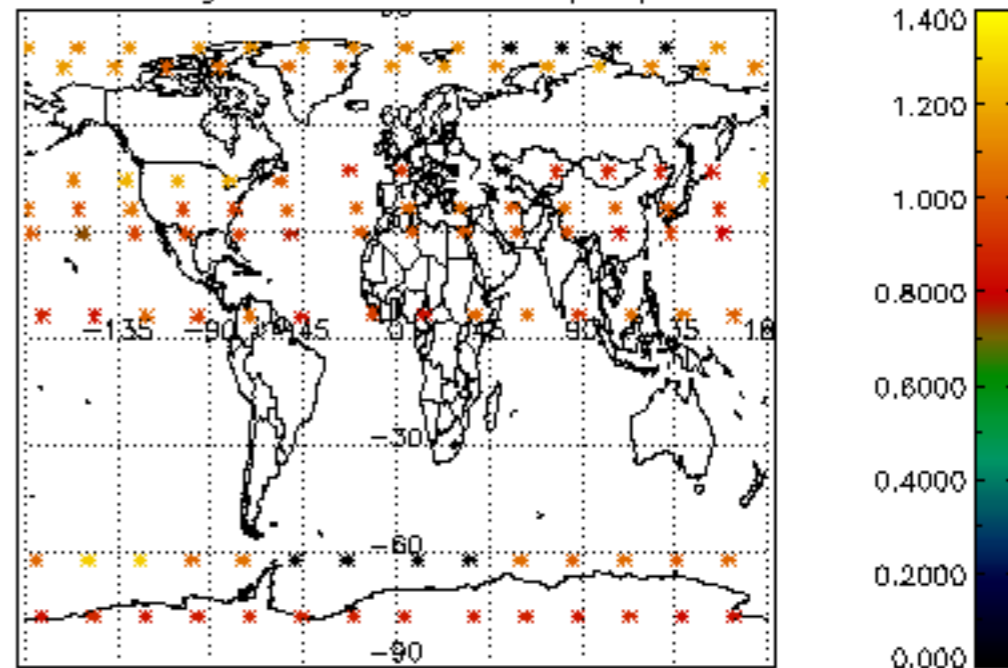




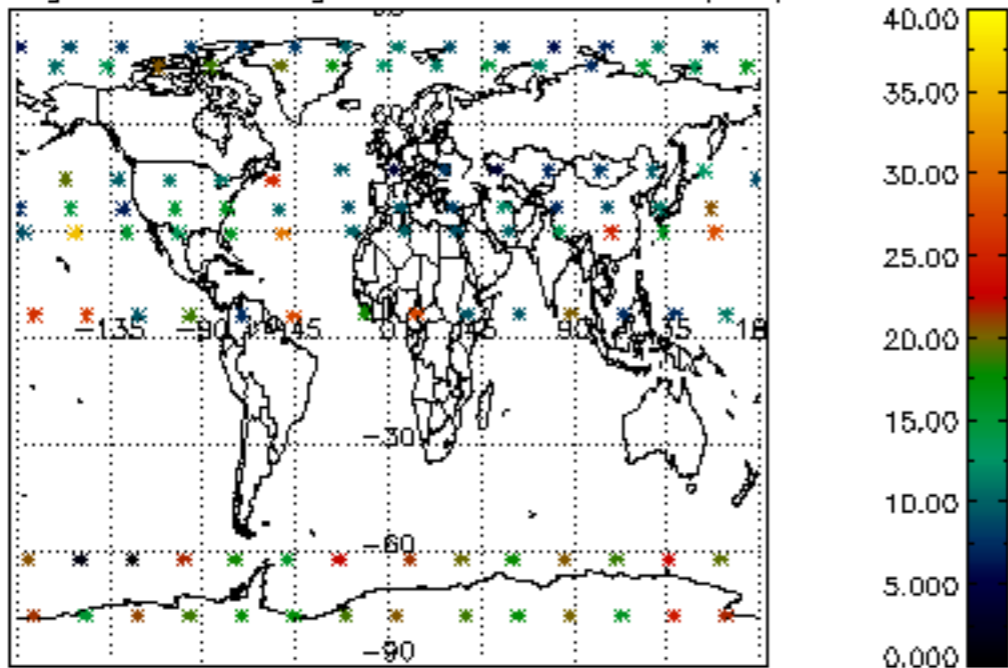
Percentage of cosmic ray hits per profile



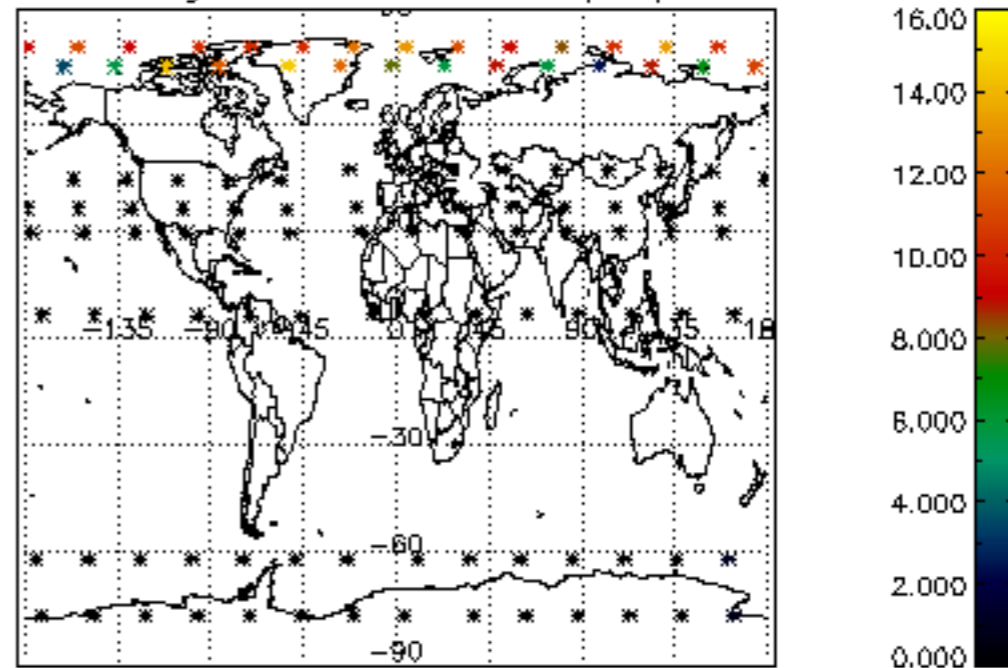
Percentage of datation errors per profile



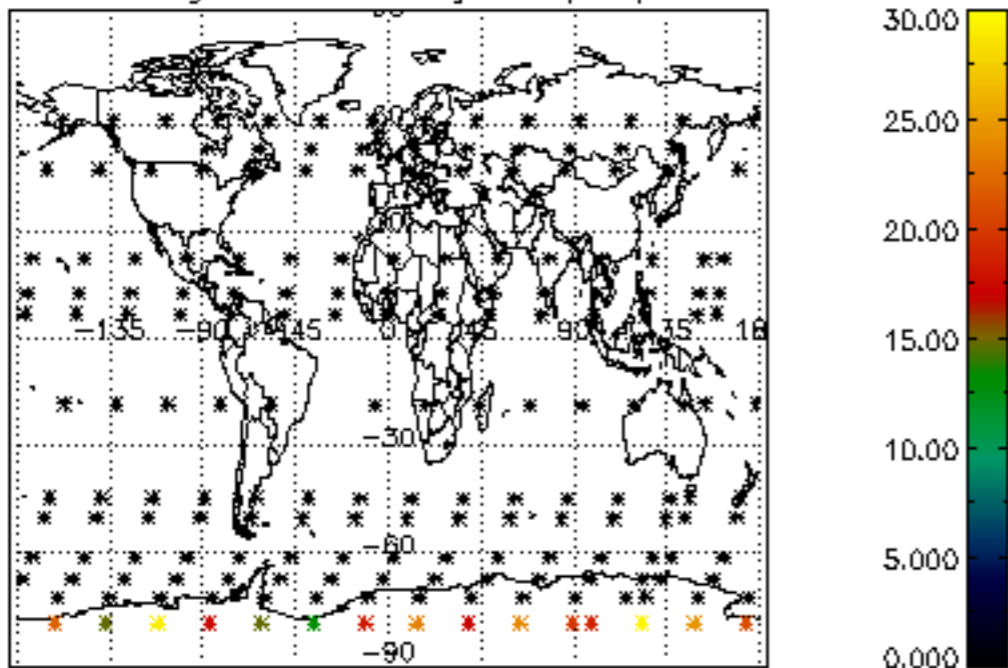
Percentage of star falling outside central band per profile



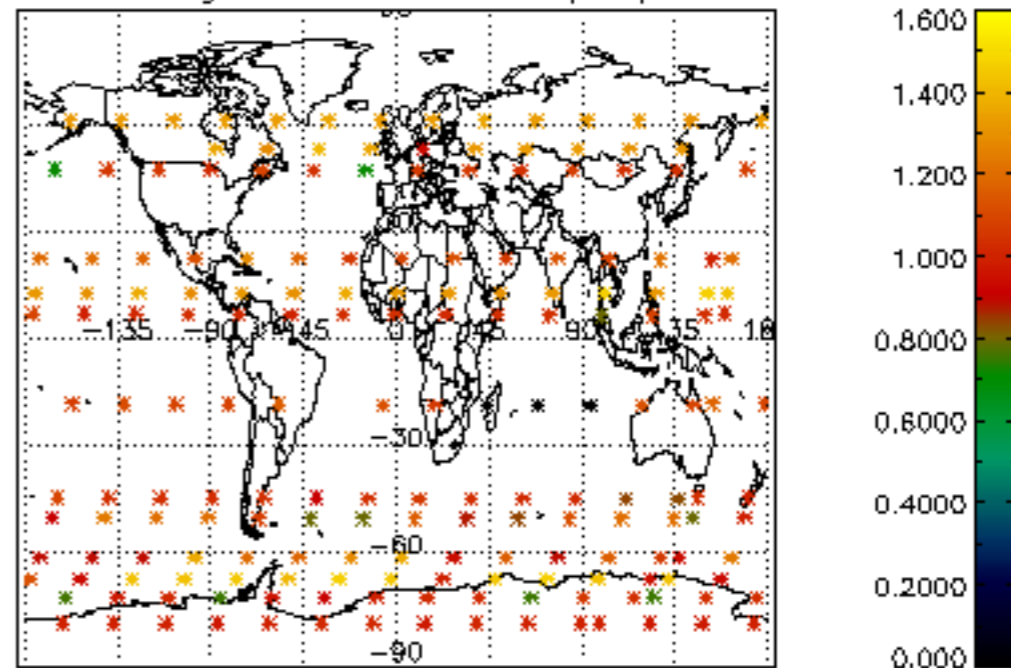
Percentage of saturation errors per profile



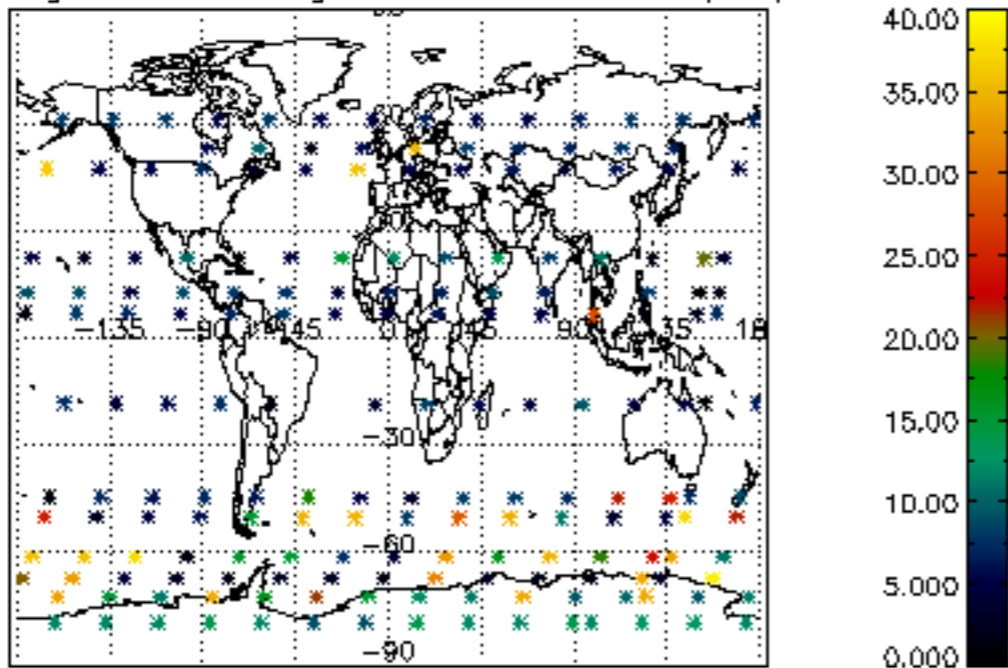
Percentage of cosmic ray hits per profile



Percentage of datation errors per profile



Percentage of star falling outside central band per profile



Percentage of saturation errors per profile

