

GOMOS Level 2 Daily Report

SUMMARY

[1. General Info](#)

[2. Summary of processed GOM_NL_2P products](#)

[3. Level 2 Quality information per product](#)

[3.1 Plot of level 2 quality information per product \(time dependant\)](#)

[3.2 Plot of level 2 quality information per product \(world map\)](#)

[4. Level 1 Quality information per product \(stored on level 2 products\)](#)

[4.1 Plot of level 1 quality information per product \(time dependant\)](#)

[4.1.1 Plot of level 1 quality information per product \(time dependant\): ASCENDING](#)

[4.1.2 Plot of level 1 quality information per product \(time dependant\): DESCENDING](#)

[4.2 Plot of level 1 quality information per product \(world map\)](#)

[4.2.1 Plot of level 1 quality information per product \(world map\): ASCENDING](#)

[4.2.2 Plot of level 1 quality information per product \(world map\): DESCENDING](#)

[5. Ozone profiles based on quality statistics and other trace gas profiles](#)

[5.1 Ozone statistics based on quality of products](#)

[5.2 Plot ozone profiles for all STD \(dark without errors\)](#)

[5.3 Plot ozone profiles where STD < 20% \(dark without errors\)](#)

[5.4. Plot ozone profiles where STD < 10% \(dark without errors\)](#)

[5.5. Plot ozone profiles where STD < 5% \(dark without errors\)](#)

[5.6 Plot NO2 profiles for all STD \(dark without errors\)](#)

[5.7 Plot NO3 profiles for all STD \(dark without errors\)](#)

[5.8 Plot H2O profiles \(only for occultations of stars 1,2,3,4,13,14,16,26,63 dark without errors\) for all STD](#)

[6. Auxiliary Data Files used for the production reported in section 2](#)

This report presents the daily analysis on parameters extracted from GOMOS level 2 data (GOM_NL__2P). It is intended to monitor some important parameters that will impact the quality of these products. A list of level 2 products (and content) that have arrived during the reporting day to the PCF is also given.

Item	Value
Time of report generation	24APR2013 15:15:45
Data source version	GOMOS/6.01
Start time of products	29-06-2011 (29JUN2011 00:00:00)
Stop time of products	30-06-2011 (30JUN2011 00:00:00)
Store outputs in DB	Yes
Nb of level 2 prods	276
Nb of prods with errors	0

2. Summary of processed GOM_NL__2P products.

Nr	Filename	UTC Start time	Limb	Duration	Star Id	Star Name	Star Mag	Star Temp	Nb Meas	Orbit	Prod. error
1	GOM_NL__2PRFIN20110629_000039_00000483104_00059_48780_9456.N1	29-JUN-2011 00:00:39	Bright	48.000	68	18Alp Cas	2.2250	4500.0	96	48780	No
2	GOM_NL__2PRFIN20110629_000329_00000363104_00059_48780_9457.N1	29-JUN-2011 00:03:29	Bright	36.000	160	23Gam Per	2.9300	4700.0	72	48780	No
3	GOM_NL__2PRFIN20110629_000651_00000503104_00059_48780_9458.N1	29-JUN-2011 00:06:51	Bright	50.000	73	57Gam1And	2.2600	13100.	100	48780	No
4	GOM_NL__2PRFIN20110629_000926_00000493104_00059_48780_9459.N1	29-JUN-2011 00:09:26	Twilight	49.000	173	4Bet Tri	3.0040	8900.0	98	48780	No
5	GOM_NL__2PRFIN20110629_001335_00000563104_00059_48780_9460.N1	29-JUN-2011 00:13:35	Dark	55.500	50	13Alp Ari	2.0070	4250.0	111	48780	No
6	GOM_NL__2PRFIN20110629_001832_00000403104_00059_48780_9461.N1	29-JUN-2011 00:18:32	Dark	40.000	94	92Alp Cet	2.5260	3100.0	80	48780	No
7	GOM_NL__2PRFIN20110629_003733_00000483104_00060_48781_9450.N1	29-JUN-2011 00:37:33	Dark	48.000	84	Alp Phe	2.3970	4500.0	96	48781	No
8	GOM_NL__2PRFIN20110629_004402_00000543104_00060_48781_9451.N1	29-JUN-2011 00:44:02	Straylight	53.500	63	Bet Gru	2.1500	2800.0	107	48781	No
9	GOM_NL__2PRFIN20110629_004559_00000603104_00060_48781_9452.N1	29-JUN-2011 00:45:59	Straylight	59.500	31	Alp Gru	1.7340	15200.	119	48781	No
10	GOM_NL__2PRFIN20110629_004829_00000443104_00060_48781_9453.N1	29-JUN-2011 00:48:29	Straylight	43.500	45	Alp Pav	1.9400	26000.	87	48781	No
11	GOM_NL__2PRFIN20110629_005719_00000453104_00060_48781_9454.N1	29-JUN-2011 00:57:19	Twilight	44.500	38	20Eps Sgr	1.8360	11000.	89	48781	No
12	GOM_NL__2PRFIN20110629_005841_00000503104_00060_48781_9455.N1	29-JUN-2011 00:58:41	Bright	49.500	116	19Del Sgr	2.7000	4100.0	99	48781	No
13	GOM_NL__2PRFIN20110629_010046_00000473104_00060_48781_9456.N1	29-JUN-2011 01:00:46	Bright	46.500	155	41Pi Sgr	2.9000	6600.0	93	48781	No
14	GOM_NL__2PRFIN20110629_010910_00000383104_00060_48781_9457.N1	29-JUN-2011 01:09:10	Bright	37.500	126	60Bet Oph	2.7700	4250.0	75	48781	No
15	GOM_NL__2PRFIN20110629_011130_00000393104_00060_48781_9458.N1	29-JUN-2011 01:11:30	Bright	39.000	59	55Alp Oph	2.0800	8900.0	78	48781	No
16	GOM_NL__2PRFIN20110629_011327_00000333104_00060_48781_9459.N1	29-JUN-2011 01:13:27	Twilight	33.000	168	17Zet Aql	2.9860	11000.	66	48781	No
17	GOM_NL__2PRFIN20110629_012024_00000623104_00060_48781_9460.N1	29-JUN-2011 01:20:24	Bright	62.000	5	3Alp Lyr	0.033000	11000.	124	48781	No
18	GOM_NL__2PRFIN20110629_012256_00000363104_00060_48781_9461.N1	29-JUN-2011 01:22:56	Bright	35.500	130	23Bet Dra	2.7990	5800.0	71	48781	No
19	GOM_NL__2PRFIN20110629_013156_00000463104_00060_48781_9462.N1	29-JUN-2011 01:31:56	Bright	46.000	89	5Alp Cep	2.4510	8000.0	92	48781	No
20	GOM_NL__2PRFIN20110629_013913_00000703104_00060_48781_9463.N1	29-JUN-2011 01:39:13	Bright	70.000	74	11Bet Cas	2.2680	6600.0	140	48781	No
21	GOM_NL__2PRFIN20110629_014052_00000483104_00060_48781_9464.N1	29-JUN-2011 01:40:52	Bright	48.000	68	18Alp Cas	2.2250	4500.0	96	48781	No
22	GOM_NL__2PRFIN20110629_014343_00000363104_00060_48781_9465.N1	29-JUN-2011 01:43:43	Bright	36.000	160	23Gam Per	2.9300	4700.0	72	48781	No
23	GOM_NL__2PRFIN20110629_014705_00000483104_00060_48781_9466.N1	29-JUN-2011 01:47:05	Bright	48.000	73	57Gam1And	2.2600	13100.	96	48781	No
24	GOM_NL__2PRFIN20110629_014940_00000493104_00060_48781_9467.N1	29-JUN-2011 01:49:40	Twilight	48.500	173	4Bet Tri	3.0040	8900.0	97	48781	No
25	GOM_NL__2PRFIN20110629_015350_00000553104_00060_48781_9468.N1	29-JUN-2011 01:53:50	Dark	54.500	50	13Alp Ari	2.0070	4250.0	109	48781	No
26	GOM_NL__2PRFIN20110629_015847_00000473104_00060_48781_9469.N1	29-JUN-2011 01:58:47	Dark	46.500	94	92Alp Cet	2.5260	3100.0	93	48781	No
27	GOM_NL__2PRFIN20110629_021749_00000513104_00061_48782_9458.N1	29-JUN-2011 02:17:49	Dark	51.000	84	Alp Phe	2.3970	4500.0	102	48782	No
28	GOM_NL__2PRFIN20110629_022417_00000553104_00061_48782_9459.N1	29-JUN-2011 02:24:17	Straylight	54.500	63	Bet Gru	2.1500	2800.0	109	48782	No
29	GOM_NL__2PRFIN20110629_022614_00000533104_00061_48782_9460.N1	29-JUN-2011 02:26:14	Straylight	53.000	31	Alp Gru	1.7340	15200.	106	48782	No
30	GOM_NL__2PRFIN20110629_022843_00000413104_00061_48782_9461.N1	29-JUN-2011 02:28:43	Straylight	41.000	45	Alp Pav	1.9400	26000.	82	48782	No
31	GOM_NL__2PRFIN20110629_023814_00000483104_00061_48782_9462.N1	29-JUN-2011 02:38:14	Twilight	48.000	103	38Zet Sgr	2.6000	9700.0	96	48782	No
32	GOM_NL__2PRFIN20110629_024101_00000473104_00061_48782_9463.N1	29-JUN-2011 02:41:01	Bright	46.500	155	41Pi Sgr	2.9000	6600.0	93	48782	No
33	GOM_NL__2PRFIN20110629_024924_00000383104_00061_48782_9464.N1	29-JUN-2011 02:49:24	Bright	37.500	126	60Bet Oph	2.7700	4250.0	75	48782	No
34	GOM_NL__2PRFIN20110629_025143_00000383104_00061_48782_9465.N1	29-JUN-2011 02:51:43	Bright	37.500	59	55Alp Oph	2.0800	8900.0	75	48782	No
35	GOM_NL__2PRFIN20110629_025340_00000393104_00061_48782_9466.N1	29-JUN-2011 02:53:40	Bright	39.000	168	17Zet Aql	2.9860	11000.	78	48782	No
36	GOM_NL__2PRFIN20110629_030038_00000473104_00061_48782_9467.N1	29-JUN-2011 03:00:38	Bright	46.500	5	3Alp Lyr	0.033000	11000.	93	48782	No
37	GOM_NL__2PRFIN20110629_030310_00000363104_00061_48782_9468.N1	29-JUN-2011 03:03:10	Bright	36.000	130	23Bet Dra	2.7990	5800.0	72	48782	No
38	GOM_NL__2PRFIN20110629_031209_00000443104_00061_48782_9469.N1	29-JUN-2011 03:12:09	Bright	43.500	89	5Alp Cep	2.4510	8000.0	87	48782	No
39	GOM_NL__2PRFIN20110629_031926_00000503104_00061_48782_9470.N1	29-JUN-2011 03:19:26	Bright	49.500	74	11Bet Cas	2.2680	6600.0	99	48782	No
40	GOM_NL__2PRFIN20110629_032106_00000693104_00061_48782_9471.N1	29-JUN-2011 03:21:06	Bright	69.000	68	18Alp Cas	2.2250	4500.0	138	48782	No
41	GOM_NL__2PRFIN20110629_032356_00000443104_00061_48782_9472.N1	29-JUN-2011 03:23:56	Bright	43.500	160	23Gam Per	2.9300	4700.0	87	48782	No
42	GOM_NL__2PRFIN20110629_032719_00000563104_00061_48782_9473.N1	29-JUN-2011 03:27:19	Bright	55.500	73	57Gam1And	2.2600	13100.	111	48782	No

43	GOM_NL__2PRFIN20110629_032954_000000513104_00061_48782_9474.N1	29-JUN-2011 03:29:54	Twilight	51.000	173	4Bet Tri	3.0040	8900.0	102	48782	No
44	GOM_NL__2PRFIN20110629_033404_000000573104_00061_48782_9475.N1	29-JUN-2011 03:34:04	Dark	56.500	50	13Alp Ari	2.0070	4250.0	113	48782	No
45	GOM_NL__2PRFIN20110629_033901_000000483104_00061_48782_9476.N1	29-JUN-2011 03:39:01	Dark	48.000	94	92Alp Cet	2.5260	3100.0	96	48782	No
46	GOM_NL__2PRFIN20110629_035804_000000473104_00062_48783_9466.N1	29-JUN-2011 03:58:04	Dark	46.500	84	Alp Phe	2.3970	4500.0	93	48783	No
47	GOM_NL__2PRFIN20110629_040432_000000633104_00062_48783_9467.N1	29-JUN-2011 04:04:32	Straylight	63.000	63	Bet Gru	2.1500	2800.0	126	48783	No
48	GOM_NL__2PRFIN20110629_040629_000000523104_00062_48783_9468.N1	29-JUN-2011 04:06:29	Straylight	51.500	31	Alp Gru	1.7340	15200.	103	48783	No
49	GOM_NL__2PRFIN20110629_040858_000000433104_00062_48783_9469.N1	29-JUN-2011 04:08:58	Straylight	42.500	45	Alp Pav	1.9400	26000.	85	48783	No
50	GOM_NL__2PRFIN20110629_041828_000000453104_00062_48783_9470.N1	29-JUN-2011 04:18:28	Twilight	45.000	103	38Zet Sgr	2.6000	9700.0	90	48783	No
51	GOM_NL__2PRFIN20110629_042115_000000463104_00062_48783_9471.N1	29-JUN-2011 04:21:15	Bright	46.000	155	41Pi Sgr	2.9000	6600.0	92	48783	No
52	GOM_NL__2PRFIN20110629_042938_000000383104_00062_48783_9472.N1	29-JUN-2011 04:29:38	Bright	37.500	126	60Bet Oph	2.7700	4250.0	75	48783	No
53	GOM_NL__2PRFIN20110629_043158_000000383104_00062_48783_9473.N1	29-JUN-2011 04:31:58	Bright	37.500	59	55Alp Oph	2.0800	8900.0	75	48783	No
54	GOM_NL__2PRFIN20110629_043354_000000393104_00062_48783_9474.N1	29-JUN-2011 04:33:54	Bright	39.000	168	17Zet Aql	2.9860	11000.	78	48783	No
55	GOM_NL__2PRFIN20110629_044052_000000463104_00062_48783_9475.N1	29-JUN-2011 04:40:52	Bright	45.500	5	3Alp Lyr	0.033000	11000.	91	48783	No
56	GOM_NL__2PRFIN20110629_044324_000000363104_00062_48783_9476.N1	29-JUN-2011 04:43:24	Bright	35.500	130	23Bet Dra	2.7990	5800.0	71	48783	No
57	GOM_NL__2PRFIN20110629_045223_000000453104_00062_48783_9477.N1	29-JUN-2011 04:52:23	Bright	45.000	89	5Alp Cep	2.4510	8000.0	90	48783	No
58	GOM_NL__2PRFIN20110629_045940_000000473104_00062_48783_9478.N1	29-JUN-2011 04:59:40	Bright	47.000	74	11Bet Cas	2.2680	6600.0	94	48783	No
59	GOM_NL__2PRFIN20110629_050120_000000483104_00062_48783_9479.N1	29-JUN-2011 05:01:20	Bright	48.000	68	18Alp Cas	2.2250	4500.0	96	48783	No
60	GOM_NL__2PRFIN20110629_050411_000000353104_00062_48783_9480.N1	29-JUN-2011 05:04:11	Bright	35.000	160	23Gam Per	2.9300	4700.0	70	48783	No
61	GOM_NL__2PRFIN20110629_050733_000000473104_00062_48783_9481.N1	29-JUN-2011 05:07:33	Bright	47.000	73	57Gam1And	2.2600	13100.	94	48783	No
62	GOM_NL__2PRFIN20110629_051009_000000493104_00062_48783_9482.N1	29-JUN-2011 05:10:09	Twilight	48.500	173	4Bet Tri	3.0040	8900.0	97	48783	No
63	GOM_NL__2PRFIN20110629_051418_000000563104_00062_48783_9483.N1	29-JUN-2011 05:14:18	Dark	55.500	50	13Alp Ari	2.0070	4250.0	111	48783	No
64	GOM_NL__2PRFIN20110629_051915_000000483104_00062_48783_9484.N1	29-JUN-2011 05:19:15	Dark	47.500	94	92Alp Cet	2.5260	3100.0	95	48783	No
65	GOM_NL__2PRFIN20110629_053819_000000633104_00063_48784_9474.N1	29-JUN-2011 05:38:19	Dark	62.500	84	Alp Phe	2.3970	4500.0	125	48784	No
66	GOM_NL__2PRFIN20110629_054447_000000523104_00063_48784_9475.N1	29-JUN-2011 05:44:47	Straylight	52.000	63	Bet Gru	2.1500	2800.0	104	48784	No
67	GOM_NL__2PRFIN20110629_054644_000000523104_00063_48784_9476.N1	29-JUN-2011 05:46:44	Straylight	51.500	31	Alp Gru	1.7340	15200.	103	48784	No
68	GOM_NL__2PRFIN20110629_054913_000000423104_00063_48784_9477.N1	29-JUN-2011 05:49:13	Straylight	41.500	45	Alp Pav	1.9400	26000.	83	48784	No
69	GOM_NL__2PRFIN20110629_055843_000000463104_00063_48784_9478.N1	29-JUN-2011 05:58:43	Twilight	45.500	103	38Zet Sgr	2.6000	9700.0	91	48784	No
70	GOM_NL__2PRFIN20110629_060129_000000463104_00063_48784_9479.N1	29-JUN-2011 06:01:29	Bright	45.500	155	41Pi Sgr	2.9000	6600.0	91	48784	No
71	GOM_NL__2PRFIN20110629_060952_000000383104_00063_48784_9480.N1	29-JUN-2011 06:09:52	Bright	37.500	126	60Bet Oph	2.7700	4250.0	75	48784	No
72	GOM_NL__2PRFIN20110629_061212_000000383104_00063_48784_9481.N1	29-JUN-2011 06:12:12	Bright	37.500	59	55Alp Oph	2.0800	8900.0	75	48784	No
73	GOM_NL__2PRFIN20110629_061407_000000463104_00063_48784_9482.N1	29-JUN-2011 06:14:07	Bright	46.000	168	17Zet Aql	2.9860	11000.	92	48784	No
74	GOM_NL__2PRFIN20110629_062105_000000453104_00063_48784_9483.N1	29-JUN-2011 06:21:05	Bright	45.000	5	3Alp Lyr	0.033000	11000.	90	48784	No
75	GOM_NL__2PRFIN20110629_062338_000000383104_00063_48784_9484.N1	29-JUN-2011 06:23:38	Bright	38.000	130	23Bet Dra	2.7990	5800.0	76	48784	No
76	GOM_NL__2PRFIN20110629_063236_000000473104_00063_48784_9485.N1	29-JUN-2011 06:32:36	Bright	46.500	89	5Alp Cep	2.4510	8000.0	93	48784	No
77	GOM_NL__2PRFIN20110629_063953_000000483104_00063_48784_9486.N1	29-JUN-2011 06:39:53	Bright	48.000	74	11Bet Cas	2.2680	6600.0	96	48784	No
78	GOM_NL__2PRFIN20110629_064133_000000503104_00063_48784_9487.N1	29-JUN-2011 06:41:33	Bright	49.500	68	18Alp Cas	2.2250	4500.0	99	48784	No
79	GOM_NL__2PRFIN20110629_064425_000000553104_00063_48784_9488.N1	29-JUN-2011 06:44:25	Bright	54.500	160	23Gam Per	2.9300	4700.0	109	48784	No
80	GOM_NL__2PRFIN20110629_064747_000000483104_00063_48784_9489.N1	29-JUN-2011 06:47:47	Bright	48.000	73	57Gam1And	2.2600	13100.	96	48784	No
81	GOM_NL__2PRFIN20110629_065023_000000503104_00063_48784_9490.N1	29-JUN-2011 06:50:23	Twilight	50.000	173	4Bet Tri	3.0040	8900.0	100	48784	No
82	GOM_NL__2PRFIN20110629_065433_000000543104_00063_48784_9491.N1	29-JUN-2011 06:54:33	Dark	54.000	50	13Alp Ari	2.0070	4250.0	108	48784	No
83	GOM_NL__2PRFIN20110629_065930_000000483104_00063_48784_9492.N1	29-JUN-2011 06:59:30	Dark	48.000	94	92Alp Cet	2.5260	3100.0	96	48784	No
84	GOM_NL__2PRFIN20110629_071834_000000473104_00064_48785_9482.N1	29-JUN-2011 07:18:34	Dark	47.000	84	Alp Phe	2.3970	4500.0	94	48785	No
85	GOM_NL__2PRFIN20110629_072502_000000533104_00064_48785_9483.N1	29-JUN-2011 07:25:02	Straylight	53.000	63	Bet Gru	2.1500	2800.0	106	48785	No
86	GOM_NL__2PRFIN20110629_072659_000000483104_00064_48785_9484.N1	29-JUN-2011 07:26:59	Straylight	47.500	31	Alp Gru	1.7340	15200.	95	48785	No
87	GOM_NL__2PRFIN20110629_072927_000000423104_00064_48785_9485.N1	29-JUN-2011 07:29:27	Straylight	42.000	45	Alp Pav	1.9400	26000.	84	48785	No
88	GOM_NL__2PRFIN20110629_073857_000000463104_00064_48785_9486.N1	29-JUN-2011 07:38:57	Twilight	46.000	103	38Zet Sgr	2.6000	9700.0	92	48785	No
89	GOM_NL__2PRFIN20110629_074143_000000453104_00064_48785_9487.N1	29-JUN-2011 07:41:43	Bright	44.500	155	41Pi Sgr	2.9000	6600.0	89	48785	No
90	GOM_NL__2PRFIN20110629_075006_000000383104_00064_48785_9488.N1	29-JUN-2011 07:50:06	Bright	37.500	126	60Bet Oph	2.7700	4250.0	75	48785	No
91	GOM_NL__2PRFIN20110629_075226_000000393104_00064_48785_9489.N1	29-JUN-2011 07:52:26	Bright	38.500	59	55Alp Oph	2.0800	8900.0	77	48785	No
92	GOM_NL__2PRFIN20110629_075420_000000463104_00064_48785_9490.N1	29-JUN-2011 07:54:20	Bright	46.000	168	17Zet Aql	2.9860	11000.	92	48785	No
93	GOM_NL__2PRFIN20110629_080119_000000453104_00064_48785_9491.N1	29-JUN-2011 08:01:19	Bright	45.000	5	3Alp Lyr	0.033000	11000.	90	48785	No
94	GOM_NL__2PRFIN20110629_080351_000000403104_00064_48785_9492.N1	29-JUN-2011 08:03:51	Bright	40.000	130	23Bet Dra	2.7990	5800.0	80	48785	No
95	GOM_NL__2PRFIN20110629_081249_000000463104_00064_48785_9493.N1	29-JUN-2011 08:12:49	Bright	45.500	89	5Alp Cep	2.4510	8000.0	91	48785	No
96	GOM_NL__2PRFIN20110629_082007_000000483104_00064_48785_9494.N1	29-JUN-2011 08:20:07	Bright	48.000	74	11Bet Cas	2.2680	6600.0	96	48785	No
97	GOM_NL__2PRFIN20110629_082147_000000503104_00064_48785_9495.N1	29-JUN-2011 08:21:47	Bright	50.000	68	18Alp Cas	2.2250	4500.0	100	48785	No
98	GOM_NL__2PRFIN20110629_082438_000000363104_00064_48785_9496.N1	29-JUN-2011 08:24:38	Bright	36.000	160	23Gam Per	2.9300	4700.0	72	48785	No
99	GOM_NL__2PRFIN20110629_082801_000000463104_00064_48785_9497.N1	29-JUN-2011 08:28:01	Bright	46.000	73	57Gam1And	2.2600	13100.	92	48785	No
100	GOM_NL__2PRFIN20110629_083037_000000503104_00064_48785_9498.N1	29-JUN-2011 08:30:37	Twilight	49.500	173	4Bet Tri	3.0040	8900.0	99	48785	No
101	GOM_NL__2PRFIN20110629_083447_000000573104_00064_48785_9499.N1	29-JUN-2011 08:34:47	Dark	57.000	50	13Alp Ari	2.0070	4250.0	114	48785	No

102	GOM_NL__2PRFIN20110629_083944_000000493104_00064_48785_9500.N1	29-JUN-2011 08:39:44	Dark	48.500	94	92Alp Cet	2.5260	3100.0	97	48785	No
103	GOM_NL__2PRFIN20110629_085849_000000533104_00065_48786_9752.N1	29-JUN-2011 08:58:49	Dark	52.500	84	Alp Phe	2.3970	4500.0	105	48786	No
104	GOM_NL__2PRFIN20110629_090517_000000653104_00065_48786_9753.N1	29-JUN-2011 09:05:17	Straylight	65.000	63	Bet Gru	2.1500	2800.0	130	48786	No
105	GOM_NL__2PRFIN20110629_090714_000000493104_00065_48786_9754.N1	29-JUN-2011 09:07:14	Straylight	49.000	31	Alp Gru	1.7340	15200.	98	48786	No
106	GOM_NL__2PRFIN20110629_090942_000000413104_00065_48786_9755.N1	29-JUN-2011 09:09:42	Straylight	40.500	45	Alp Pav	1.9400	26000.	81	48786	No
107	GOM_NL__2PRFIN20110629_091912_000000483104_00065_48786_9756.N1	29-JUN-2011 09:19:12	Twi_and_stray	47.500	103	38Zet Sgr	2.6000	9700.0	95	48786	No
108	GOM_NL__2PRFIN20110629_092158_000000463104_00065_48786_9757.N1	29-JUN-2011 09:21:58	Bright	45.500	155	41Pi Sgr	2.9000	6600.0	91	48786	No
109	GOM_NL__2PRFIN20110629_093020_000000383104_00065_48786_9758.N1	29-JUN-2011 09:30:20	Bright	37.500	126	60Bet Oph	2.7700	4250.0	75	48786	No
110	GOM_NL__2PRFIN20110629_093240_000000383104_00065_48786_9759.N1	29-JUN-2011 09:32:40	Bright	37.500	59	55Alp Oph	2.0800	8900.0	75	48786	No
111	GOM_NL__2PRFIN20110629_093434_000000503104_00065_48786_9760.N1	29-JUN-2011 09:34:34	Bright	50.000	168	17Zet Aql	2.9860	11000.	100	48786	No
112	GOM_NL__2PRFIN20110629_094132_000000443104_00065_48786_9761.N1	29-JUN-2011 09:41:32	Bright	44.000	5	3Alp Lyr	0.033000	11000.	88	48786	No
113	GOM_NL__2PRFIN20110629_094405_000000393104_00065_48786_9762.N1	29-JUN-2011 09:44:05	Bright	38.500	130	23Bet Dra	2.7990	5800.0	77	48786	No
114	GOM_NL__2PRFIN20110629_100020_000000473104_00065_48786_9763.N1	29-JUN-2011 10:00:20	Bright	46.500	74	11Bet Cas	2.2680	6600.0	93	48786	No
115	GOM_NL__2PRFIN20110629_100201_000000513104_00065_48786_9764.N1	29-JUN-2011 10:02:01	Bright	50.500	68	18Alp Cas	2.2250	4500.0	101	48786	No
116	GOM_NL__2PRFIN20110629_100452_000000373104_00065_48786_9765.N1	29-JUN-2011 10:04:52	Bright	36.500	160	23Gam Per	2.9300	4700.0	73	48786	No
117	GOM_NL__2PRFIN20110629_100815_000000483104_00065_48786_9766.N1	29-JUN-2011 10:08:15	Bright	47.500	73	57Gam1And	2.2600	13100.	95	48786	No
118	GOM_NL__2PRFIN20110629_101051_000000483104_00065_48786_9767.N1	29-JUN-2011 10:10:51	Twi_and_stray	48.000	173	4Bet Tri	3.0040	8900.0	96	48786	No
119	GOM_NL__2PRFIN20110629_101502_000000613104_00065_48786_9768.N1	29-JUN-2011 10:15:02	Dark	60.500	50	13Alp Ari	2.0070	4250.0	121	48786	No
120	GOM_NL__2PRFIN20110629_101959_000000473104_00065_48786_9769.N1	29-JUN-2011 10:19:59	Dark	46.500	94	92Alp Cet	2.5260	3100.0	93	48786	No
121	GOM_NL__2PRFIN20110629_103904_000000513104_00066_48787_9737.N1	29-JUN-2011 10:39:04	Dark	51.000	84	Alp Phe	2.3970	4500.0	102	48787	No
122	GOM_NL__2PRFIN20110629_104532_000000693104_00066_48787_9738.N1	29-JUN-2011 10:45:32	Straylight	69.000	63	Bet Gru	2.1500	2800.0	138	48787	No
123	GOM_NL__2PRFIN20110629_104729_000000513104_00066_48787_9739.N1	29-JUN-2011 10:47:29	Straylight	50.500	31	Alp Gru	1.7340	15200.	101	48787	No
124	GOM_NL__2PRFIN20110629_104956_000000453104_00066_48787_9740.N1	29-JUN-2011 10:49:56	Straylight	44.500	45	Alp Pav	1.9400	26000.	89	48787	No
125	GOM_NL__2PRFIN20110629_105926_000000463104_00066_48787_9741.N1	29-JUN-2011 10:59:26	Twi_and_stray	46.000	103	38Zet Sgr	2.6000	9700.0	92	48787	No
126	GOM_NL__2PRFIN20110629_110212_000000463104_00066_48787_9742.N1	29-JUN-2011 11:02:12	Bright	45.500	155	41Pi Sgr	2.9000	6600.0	91	48787	No
127	GOM_NL__2PRFIN20110629_111034_000000393104_00066_48787_9743.N1	29-JUN-2011 11:10:34	Bright	38.500	126	60Bet Oph	2.7700	4250.0	77	48787	No
128	GOM_NL__2PRFIN20110629_111253_000000373104_00066_48787_9744.N1	29-JUN-2011 11:12:53	Bright	37.000	59	55Alp Oph	2.0800	8900.0	74	48787	No
129	GOM_NL__2PRFIN20110629_111447_000000513104_00066_48787_9745.N1	29-JUN-2011 11:14:47	Bright	51.000	168	17Zet Aql	2.9860	11000.	102	48787	No
130	GOM_NL__2PRFIN20110629_112146_000000493104_00066_48787_9746.N1	29-JUN-2011 11:21:46	Bright	48.500	5	3Alp Lyr	0.033000	11000.	97	48787	No
131	GOM_NL__2PRFIN20110629_112419_000000403104_00066_48787_9747.N1	29-JUN-2011 11:24:19	Bright	39.500	130	23Bet Dra	2.7990	5800.0	79	48787	No
132	GOM_NL__2PRFIN20110629_114033_000000483104_00066_48787_9748.N1	29-JUN-2011 11:40:33	Bright	48.000	74	11Bet Cas	2.2680	6600.0	96	48787	No
133	GOM_NL__2PRFIN20110629_114214_000000473104_00066_48787_9749.N1	29-JUN-2011 11:42:14	Bright	46.500	68	18Alp Cas	2.2250	4500.0	93	48787	No
134	GOM_NL__2PRFIN20110629_114506_000000563104_00066_48787_9750.N1	29-JUN-2011 11:45:06	Bright	56.000	160	23Gam Per	2.9300	4700.0	112	48787	No
135	GOM_NL__2PRFIN20110629_114829_000000483104_00066_48787_9751.N1	29-JUN-2011 11:48:29	Bright	48.000	73	57Gam1And	2.2600	13100.	96	48787	No
136	GOM_NL__2PRFIN20110629_115105_000000493104_00066_48787_9752.N1	29-JUN-2011 11:51:05	Twi_and_stray	49.000	173	4Bet Tri	3.0040	8900.0	98	48787	No
137	GOM_NL__2PRFIN20110629_115516_000000563104_00066_48787_9753.N1	29-JUN-2011 11:55:16	Dark	56.000	50	13Alp Ari	2.0070	4250.0	112	48787	No
138	GOM_NL__2PRFIN20110629_120013_000000473104_00066_48787_9754.N1	29-JUN-2011 12:00:13	Dark	47.000	94	92Alp Cet	2.5260	3100.0	94	48787	No
139	GOM_NL__2PRFIN20110629_121919_000000523104_00067_48788_9748.N1	29-JUN-2011 12:19:19	Dark	51.500	84	Alp Phe	2.3970	4500.0	103	48788	No
140	GOM_NL__2PRFIN20110629_122547_000000533104_00067_48788_9749.N1	29-JUN-2011 12:25:47	Straylight	52.500	63	Bet Gru	2.1500	2800.0	105	48788	No
141	GOM_NL__2PRFIN20110629_122744_000000503104_00067_48788_9750.N1	29-JUN-2011 12:27:44	Straylight	50.000	31	Alp Gru	1.7340	15200.	100	48788	No
142	GOM_NL__2PRFIN20110629_123011_000000453104_00067_48788_9751.N1	29-JUN-2011 12:30:11	Straylight	45.000	45	Alp Pav	1.9400	26000.	90	48788	No
143	GOM_NL__2PRFIN20110629_123940_000000453104_00067_48788_9752.N1	29-JUN-2011 12:39:40	Twi_and_stray	45.000	103	38Zet Sgr	2.6000	9700.0	90	48788	No
144	GOM_NL__2PRFIN20110629_124226_000000453104_00067_48788_9753.N1	29-JUN-2011 12:42:26	Bright	45.000	155	41Pi Sgr	2.9000	6600.0	90	48788	No
145	GOM_NL__2PRFIN20110629_125048_000000393104_00067_48788_9754.N1	29-JUN-2011 12:50:48	Bright	38.500	126	60Bet Oph	2.7700	4250.0	77	48788	No
146	GOM_NL__2PRFIN20110629_125307_000000363104_00067_48788_9755.N1	29-JUN-2011 12:53:07	Bright	36.000	59	55Alp Oph	2.0800	8900.0	72	48788	No
147	GOM_NL__2PRFIN20110629_125501_000000493104_00067_48788_9756.N1	29-JUN-2011 12:55:01	Bright	48.500	168	17Zet Aql	2.9860	11000.	97	48788	No
148	GOM_NL__2PRFIN20110629_130159_000000473104_00067_48788_9757.N1	29-JUN-2011 13:01:59	Bright	46.500	5	3Alp Lyr	0.033000	11000.	93	48788	No
149	GOM_NL__2PRFIN20110629_130433_000000393104_00067_48788_9758.N1	29-JUN-2011 13:04:33	Bright	39.000	130	23Bet Dra	2.7990	5800.0	78	48788	No
150	GOM_NL__2PRFIN20110629_130632_000000333104_00067_48788_9759.N1	29-JUN-2011 13:06:32	Twi_and_stray	33.000	144	18Del Cyg	2.8600	11000.	66	48788	No
151	GOM_NL__2PRFIN20110629_132047_000000703104_00067_48788_9760.N1	29-JUN-2011 13:20:47	Bright	70.000	74	11Bet Cas	2.2680	6600.0	140	48788	No
152	GOM_NL__2PRFIN20110629_132228_000000503104_00067_48788_9761.N1	29-JUN-2011 13:22:28	Bright	49.500	68	18Alp Cas	2.2250	4500.0	99	48788	No
153	GOM_NL__2PRFIN20110629_132520_000000363104_00067_48788_9762.N1	29-JUN-2011 13:25:20	Bright	35.500	160	23Gam Per	2.9300	4700.0	71	48788	No
154	GOM_NL__2PRFIN20110629_132843_000000573104_00067_48788_9763.N1	29-JUN-2011 13:28:43	Bright	56.500	73	57Gam1And	2.2600	13100.	113	48788	No
155	GOM_NL__2PRFIN20110629_133119_000000513104_00067_48788_9764.N1	29-JUN-2011 13:31:19	Twi_and_stray	50.500	173	4Bet Tri	3.0040	8900.0	101	48788	No
156	GOM_NL__2PRFIN20110629_133530_000000553104_00067_48788_9765.N1	29-JUN-2011 13:35:30	Dark	55.000	50	13Alp Ari	2.0070	4250.0	110	48788	No
157	GOM_NL__2PRFIN20110629_134027_000000483104_00067_48788_9766.N1	29-JUN-2011 13:40:27	Dark	47.500	94	92Alp Cet	2.5260	3100.0	95	48788	No
158	GOM_NL__2PRFIN20110629_135934_000000593104_00068_48789_9720.N1	29-JUN-2011 13:59:34	Dark	59.000	84	Alp Phe	2.3970	4500.0	118	48789	No
159	GOM_NL__2PRFIN20110629_140602_000000513104_00068_48789_9721.N1	29-JUN-2011 14:06:02	Straylight	50.500	63	Bet Gru	2.1500	2800.0	101	48789	No
160	GOM_NL__2PRFIN20110629_140759_000000503104_00068_48789_9722.N1	29-JUN-2011 14:07:59	Straylight	50.000	31	Alp Gru	1.7340	15200.	100	48789	No

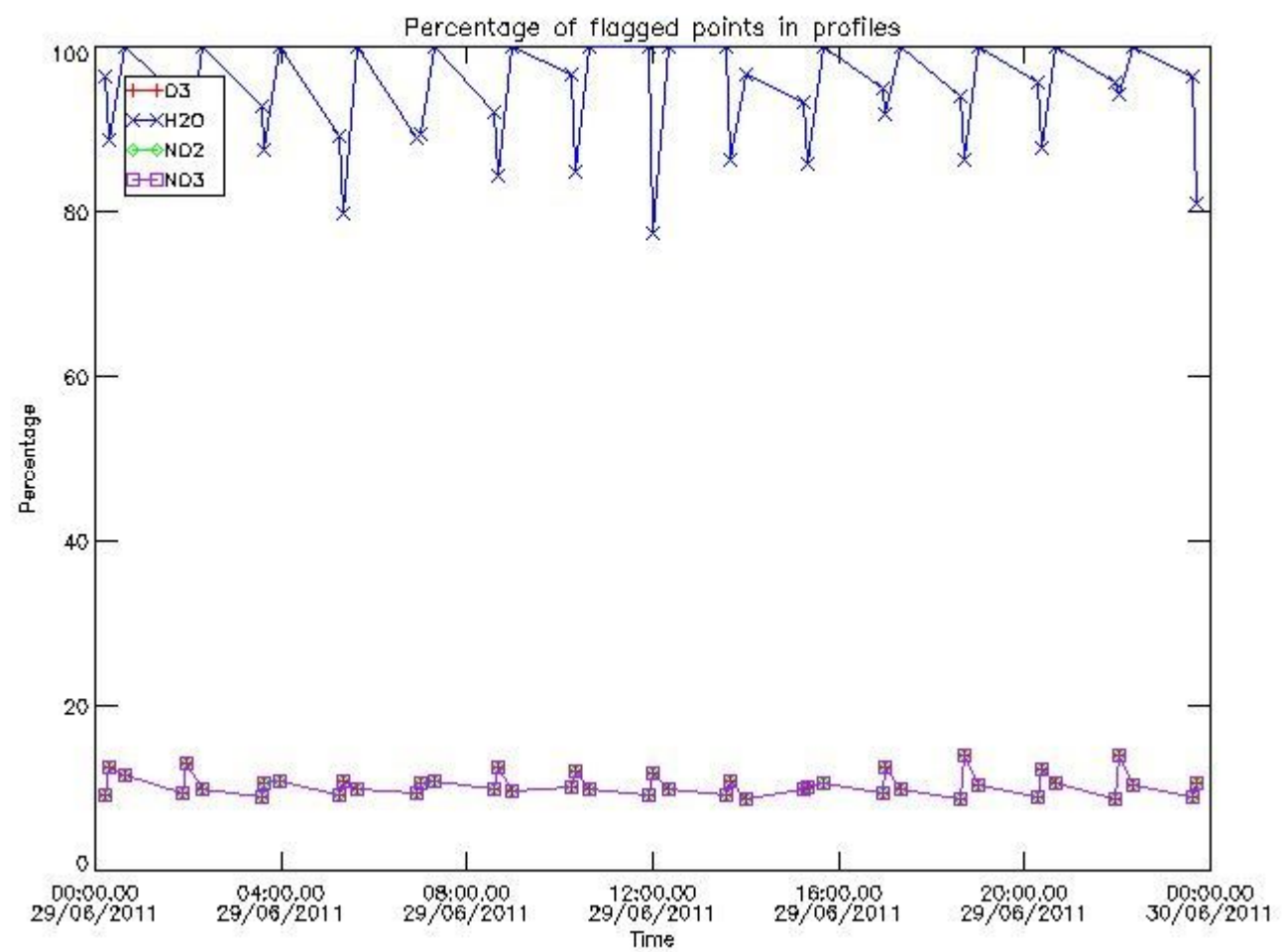
161	GOM_NL__2PRFIN20110629_141025_000000413104_00068_48789_9723.N1	29-JUN-2011 14:10:25	Straylight	41.000	45	Alp Pav	1.9400	26000.	82	48789	No
162	GOM_NL__2PRFIN20110629_141954_000000463104_00068_48789_9724.N1	29-JUN-2011 14:19:54	Tw_i_and_stray	46.000	103	38Zet Sgr	2.6000	9700.0	92	48789	No
163	GOM_NL__2PRFIN20110629_142240_000000453104_00068_48789_9725.N1	29-JUN-2011 14:22:40	Bright	44.500	155	41Pi Sgr	2.9000	6600.0	89	48789	No
164	GOM_NL__2PRFIN20110629_143102_000000393104_00068_48789_9726.N1	29-JUN-2011 14:31:02	Bright	39.000	126	60Bet Oph	2.7700	4250.0	78	48789	No
165	GOM_NL__2PRFIN20110629_143321_000000403104_00068_48789_9727.N1	29-JUN-2011 14:33:21	Bright	39.500	59	55Alp Oph	2.0800	8900.0	79	48789	No
166	GOM_NL__2PRFIN20110629_143514_000000513104_00068_48789_9728.N1	29-JUN-2011 14:35:14	Bright	50.500	168	17Zet Aql	2.9860	11000.	101	48789	No
167	GOM_NL__2PRFIN20110629_144213_000000453104_00068_48789_9729.N1	29-JUN-2011 14:42:13	Bright	44.500	5	3Alp Lyr	0.033000	11000.	89	48789	No
168	GOM_NL__2PRFIN20110629_144447_000000353104_00068_48789_9730.N1	29-JUN-2011 14:44:47	Bright	35.000	130	23Bet Dra	2.7990	5800.0	70	48789	No
169	GOM_NL__2PRFIN20110629_144645_000000333104_00068_48789_9731.N1	29-JUN-2011 14:46:45	Tw_i_and_stray	33.000	144	18Del Cyg	2.8600	11000.	66	48789	No
170	GOM_NL__2PRFIN20110629_145343_000000473104_00068_48789_9732.N1	29-JUN-2011 14:53:43	Bright	47.000	89	5Alp Cep	2.4510	8000.0	94	48789	No
171	GOM_NL__2PRFIN20110629_150101_000000483104_00068_48789_9733.N1	29-JUN-2011 15:01:01	Bright	48.000	74	11Bet Cas	2.2680	6600.0	96	48789	No
172	GOM_NL__2PRFIN20110629_150241_000000473104_00068_48789_9734.N1	29-JUN-2011 15:02:41	Bright	47.000	68	18Alp Cas	2.2250	4500.0	94	48789	No
173	GOM_NL__2PRFIN20110629_150534_000000363104_00068_48789_9735.N1	29-JUN-2011 15:05:34	Bright	36.000	160	23Gam Per	2.9300	4700.0	72	48789	No
174	GOM_NL__2PRFIN20110629_150857_000000463104_00068_48789_9736.N1	29-JUN-2011 15:08:57	Bright	46.000	73	57Gam1And	2.2600	13100.	92	48789	No
175	GOM_NL__2PRFIN20110629_151133_000000483104_00068_48789_9737.N1	29-JUN-2011 15:11:33	Tw_i_and_stray	47.500	173	4Bet Tri	3.0040	8900.0	95	48789	No
176	GOM_NL__2PRFIN20110629_151544_000000523104_00068_48789_9738.N1	29-JUN-2011 15:15:44	Dark	52.000	50	13Alp Ari	2.0070	4250.0	104	48789	No
177	GOM_NL__2PRFIN20110629_152042_000000503104_00068_48789_9739.N1	29-JUN-2011 15:20:42	Dark	50.000	94	92Alp Cet	2.5260	3100.0	100	48789	No
178	GOM_NL__2PRFIN20110629_153949_000000493104_00069_48790_9715.N1	29-JUN-2011 15:39:49	Dark	48.500	84	Alp Phe	2.3970	4500.0	97	48790	No
179	GOM_NL__2PRFIN20110629_154617_000000513104_00069_48790_9716.N1	29-JUN-2011 15:46:17	Straylight	51.000	63	Bet Gru	2.1500	2800.0	102	48790	No
180	GOM_NL__2PRFIN20110629_154813_000000513104_00069_48790_9717.N1	29-JUN-2011 15:48:13	Straylight	51.000	31	Alp Gru	1.7340	15200.	102	48790	No
181	GOM_NL__2PRFIN20110629_155040_000000413104_00069_48790_9718.N1	29-JUN-2011 15:50:40	Straylight	41.000	45	Alp Pav	1.9400	26000.	82	48790	No
182	GOM_NL__2PRFIN20110629_160008_000000473104_00069_48790_9719.N1	29-JUN-2011 16:00:08	Tw_i_and_stray	46.500	103	38Zet Sgr	2.6000	9700.0	93	48790	No
183	GOM_NL__2PRFIN20110629_160254_000000463104_00069_48790_9720.N1	29-JUN-2011 16:02:54	Bright	46.000	155	41Pi Sgr	2.9000	6600.0	92	48790	No
184	GOM_NL__2PRFIN20110629_161116_000000393104_00069_48790_9721.N1	29-JUN-2011 16:11:16	Bright	38.500	126	60Bet Oph	2.7700	4250.0	77	48790	No
185	GOM_NL__2PRFIN20110629_161335_000000373104_00069_48790_9722.N1	29-JUN-2011 16:13:35	Bright	37.000	59	55Alp Oph	2.0800	8900.0	74	48790	No
186	GOM_NL__2PRFIN20110629_161528_000000483104_00069_48790_9723.N1	29-JUN-2011 16:15:28	Bright	48.000	168	17Zet Aql	2.9860	11000.	96	48790	No
187	GOM_NL__2PRFIN20110629_162226_000000483104_00069_48790_9724.N1	29-JUN-2011 16:22:26	Bright	47.500	5	3Alp Lyr	0.033000	11000.	95	48790	No
188	GOM_NL__2PRFIN20110629_162501_000000403104_00069_48790_9725.N1	29-JUN-2011 16:25:01	Bright	39.500	130	23Bet Dra	2.7990	5800.0	79	48790	No
189	GOM_NL__2PRFIN20110629_162658_000000383104_00069_48790_9726.N1	29-JUN-2011 16:26:58	Bright	38.000	144	18Del Cyg	2.8600	11000.	76	48790	No
190	GOM_NL__2PRFIN20110629_163356_000000473104_00069_48790_9727.N1	29-JUN-2011 16:33:56	Bright	46.500	89	5Alp Cep	2.4510	8000.0	93	48790	No
191	GOM_NL__2PRFIN20110629_164114_000000493104_00069_48790_9728.N1	29-JUN-2011 16:41:14	Bright	48.500	74	11Bet Cas	2.2680	6600.0	97	48790	No
192	GOM_NL__2PRFIN20110629_164255_000000503104_00069_48790_9729.N1	29-JUN-2011 16:42:55	Bright	50.000	68	18Alp Cas	2.2250	4500.0	100	48790	No
193	GOM_NL__2PRFIN20110629_164548_000000373104_00069_48790_9730.N1	29-JUN-2011 16:45:48	Bright	36.500	160	23Gam Per	2.9300	4700.0	73	48790	No
194	GOM_NL__2PRFIN20110629_164911_000000483104_00069_48790_9731.N1	29-JUN-2011 16:49:11	Bright	47.500	73	57Gam1And	2.2600	13100.	95	48790	No
195	GOM_NL__2PRFIN20110629_165147_000000483104_00069_48790_9732.N1	29-JUN-2011 16:51:47	Tw_i_and_stray	48.000	173	4Bet Tri	3.0040	8900.0	96	48790	No
196	GOM_NL__2PRFIN20110629_165559_000000593104_00069_48790_9733.N1	29-JUN-2011 16:55:59	Dark	59.000	50	13Alp Ari	2.0070	4250.0	118	48790	No
197	GOM_NL__2PRFIN20110629_170056_000000493104_00069_48790_9734.N1	29-JUN-2011 17:00:56	Dark	49.000	94	92Alp Cet	2.5260	3100.0	98	48790	No
198	GOM_NL__2PRFIN20110629_172004_000000523104_00070_48791_0971.N1	29-JUN-2011 17:20:04	Dark	51.500	84	Alp Phe	2.3970	4500.0	103	48791	No
199	GOM_NL__2PRFIN20110629_172632_000000503104_00070_48791_0972.N1	29-JUN-2011 17:26:32	Straylight	50.000	63	Bet Gru	2.1500	2800.0	100	48791	No
200	GOM_NL__2PRFIN20110629_172828_000000483104_00070_48791_0973.N1	29-JUN-2011 17:28:28	Straylight	48.000	31	Alp Gru	1.7340	15200.	96	48791	No
201	GOM_NL__2PRFIN20110629_173054_000000413104_00070_48791_0974.N1	29-JUN-2011 17:30:54	Straylight	40.500	45	Alp Pav	1.9400	26000.	81	48791	No
202	GOM_NL__2PRFIN20110629_174023_000000483104_00070_48791_0975.N1	29-JUN-2011 17:40:23	Tw_i_and_stray	48.000	103	38Zet Sgr	2.6000	9700.0	96	48791	No
203	GOM_NL__2PRFIN20110629_174308_000000453104_00070_48791_0976.N1	29-JUN-2011 17:43:08	Bright	45.000	155	41Pi Sgr	2.9000	6600.0	90	48791	No
204	GOM_NL__2PRFIN20110629_175130_000000393104_00070_48791_0977.N1	29-JUN-2011 17:51:30	Bright	38.500	126	60Bet Oph	2.7700	4250.0	77	48791	No
205	GOM_NL__2PRFIN20110629_175349_000000383104_00070_48791_0978.N1	29-JUN-2011 17:53:49	Bright	38.000	59	55Alp Oph	2.0800	8900.0	76	48791	No
206	GOM_NL__2PRFIN20110629_175542_000000673104_00070_48791_0979.N1	29-JUN-2011 17:55:42	Bright	67.000	168	17Zet Aql	2.9860	11000.	134	48791	No
207	GOM_NL__2PRFIN20110629_180240_000000473104_00070_48791_0980.N1	29-JUN-2011 18:02:40	Bright	46.500	5	3Alp Lyr	0.033000	11000.	93	48791	No
208	GOM_NL__2PRFIN20110629_180514_000000383104_00070_48791_0981.N1	29-JUN-2011 18:05:14	Bright	37.500	130	23Bet Dra	2.7990	5800.0	75	48791	No
209	GOM_NL__2PRFIN20110629_180711_000000383104_00070_48791_0982.N1	29-JUN-2011 18:07:11	Bright	38.000	144	18Del Cyg	2.8600	11000.	76	48791	No
210	GOM_NL__2PRFIN20110629_181409_000000463104_00070_48791_0983.N1	29-JUN-2011 18:14:09	Bright	46.000	89	5Alp Cep	2.4510	8000.0	92	48791	No
211	GOM_NL__2PRFIN20110629_182127_000000503104_00070_48791_0984.N1	29-JUN-2011 18:21:27	Bright	49.500	74	11Bet Cas	2.2680	6600.0	99	48791	No
212	GOM_NL__2PRFIN20110629_182308_000000503104_00070_48791_0985.N1	29-JUN-2011 18:23:08	Bright	50.000	68	18Alp Cas	2.2250	4500.0	100	48791	No
213	GOM_NL__2PRFIN20110629_182602_000000513104_00070_48791_0986.N1	29-JUN-2011 18:26:02	Bright	51.000	160	23Gam Per	2.9300	4700.0	102	48791	No
214	GOM_NL__2PRFIN20110629_182925_000000473104_00070_48791_0987.N1	29-JUN-2011 18:29:25	Bright	46.500	73	57Gam1And	2.2600	13100.	93	48791	No
215	GOM_NL__2PRFIN20110629_183201_000000503104_00070_48791_0988.N1	29-JUN-2011 18:32:01	Tw_i_and_stray	50.000	173	4Bet Tri	3.0040	8900.0	100	48791	No
216	GOM_NL__2PRFIN20110629_183613_000000583104_00070_48791_0989.N1	29-JUN-2011 18:36:13	Dark	58.000	50	13Alp Ari	2.0070	4250.0	116	48791	No
217	GOM_NL__2PRFIN20110629_184111_000000483104_00070_48791_0990.N1	29-JUN-2011 18:41:11	Dark	47.500	94	92Alp Cet	2.5260	3100.0	95	48791	No
218	GOM_NL__2PRFIN20110629_190019_000000503104_00071_48792_0971.N1	29-JUN-2011 19:00:19	Dark	49.500	84	Alp Phe	2.3970	4500.0	99	48792	No
219	GOM_NL__2PRFIN20110629_190647_000000533104_00071_48792_0972.N1	29-JUN-2011 19:06:47	Straylight	52.500	63	Bet Gru	2.1500	2800.0	105	48792	No

220	GOM_NL__2PRFIN20110629_190843_000000503104_00071_48792_0973.N1	29-JUN-2011 19:08:43	Straylight	50.000	31	Alp Gru	1.7340	15200.	100	48792	No
221	GOM_NL__2PRFIN20110629_191109_000000413104_00071_48792_0974.N1	29-JUN-2011 19:11:09	Straylight	41.000	45	Alp Pav	1.9400	26000.	82	48792	No
222	GOM_NL__2PRFIN20110629_192037_000000463104_00071_48792_0975.N1	29-JUN-2011 19:20:37	Twi_and_stray	46.000	103	38Zet Sgr	2.6000	9700.0	92	48792	No
223	GOM_NL__2PRFIN20110629_192323_000000463104_00071_48792_0976.N1	29-JUN-2011 19:23:23	Bright	45.500	155	41Pi Sgr	2.9000	6600.0	91	48792	No
224	GOM_NL__2PRFIN20110629_193144_000000393104_00071_48792_0977.N1	29-JUN-2011 19:31:44	Bright	38.500	126	60Bet Oph	2.7700	4250.0	77	48792	No
225	GOM_NL__2PRFIN20110629_193403_000000373104_00071_48792_0978.N1	29-JUN-2011 19:34:03	Bright	37.000	59	55Alp Oph	2.0800	8900.0	74	48792	No
226	GOM_NL__2PRFIN20110629_193555_000000483104_00071_48792_0979.N1	29-JUN-2011 19:35:55	Bright	48.000	168	17Zet Aql	2.9860	11000.	96	48792	No
227	GOM_NL__2PRFIN20110629_194253_000000433104_00071_48792_0980.N1	29-JUN-2011 19:42:53	Bright	43.000	5	3Alp Lyr	0.033000	11000.	86	48792	No
228	GOM_NL__2PRFIN20110629_194528_000000373104_00071_48792_0981.N1	29-JUN-2011 19:45:28	Bright	37.000	130	23Bet Dra	2.7990	5800.0	74	48792	No
229	GOM_NL__2PRFIN20110629_194724_000000423104_00071_48792_0982.N1	29-JUN-2011 19:47:24	Bright	42.000	144	18Del Cyg	2.8600	11000.	84	48792	No
230	GOM_NL__2PRFIN20110629_195423_000000473104_00071_48792_0983.N1	29-JUN-2011 19:54:23	Bright	47.000	89	5Alp Cep	2.4510	8000.0	94	48792	No
231	GOM_NL__2PRFIN20110629_200141_000000703104_00071_48792_0984.N1	29-JUN-2011 20:01:41	Bright	70.000	74	11Bet Cas	2.2680	6600.0	140	48792	No
232	GOM_NL__2PRFIN20110629_200322_000000483104_00071_48792_0985.N1	29-JUN-2011 20:03:22	Bright	47.500	68	18Alp Cas	2.2250	4500.0	95	48792	No
233	GOM_NL__2PRFIN20110629_200616_000000563104_00071_48792_0986.N1	29-JUN-2011 20:06:16	Bright	56.000	160	23Gam Per	2.9300	4700.0	112	48792	No
234	GOM_NL__2PRFIN20110629_200938_000000483104_00071_48792_0987.N1	29-JUN-2011 20:09:38	Bright	48.000	73	57Gam1And	2.2600	13100.	96	48792	No
235	GOM_NL__2PRFIN20110629_201215_000000503104_00071_48792_0988.N1	29-JUN-2011 20:12:15	Twi_and_stray	50.000	173	4Bet Tri	3.0040	8900.0	100	48792	No
236	GOM_NL__2PRFIN20110629_201627_000000573104_00071_48792_0989.N1	29-JUN-2011 20:16:27	Dark	57.000	50	13Alp Ari	2.0070	4250.0	114	48792	No
237	GOM_NL__2PRFIN20110629_202125_000000423104_00071_48792_0990.N1	29-JUN-2011 20:21:25	Dark	41.500	94	92Alp Cet	2.5260	3100.0	83	48792	No
238	GOM_NL__2PRFIN20110629_204034_000000493104_00072_48793_0971.N1	29-JUN-2011 20:40:34	Dark	48.500	84	Alp Phe	2.3970	4500.0	97	48793	No
239	GOM_NL__2PRFIN20110629_204702_000000523104_00072_48793_0972.N1	29-JUN-2011 20:47:02	Straylight	51.500	63	Bet Gru	2.1500	2800.0	103	48793	No
240	GOM_NL__2PRFIN20110629_204858_000000483104_00072_48793_0973.N1	29-JUN-2011 20:48:58	Straylight	47.500	31	Alp Gru	1.7340	15200.	95	48793	No
241	GOM_NL__2PRFIN20110629_205123_000000413104_00072_48793_0974.N1	29-JUN-2011 20:51:23	Straylight	40.500	45	Alp Pav	1.9400	26000.	81	48793	No
242	GOM_NL__2PRFIN20110629_210051_000000483104_00072_48793_0975.N1	29-JUN-2011 21:00:51	Twi_and_stray	47.500	103	38Zet Sgr	2.6000	9700.0	95	48793	No
243	GOM_NL__2PRFIN20110629_210337_000000463104_00072_48793_0976.N1	29-JUN-2011 21:03:37	Bright	46.000	155	41Pi Sgr	2.9000	6600.0	92	48793	No
244	GOM_NL__2PRFIN20110629_211158_000000383104_00072_48793_0977.N1	29-JUN-2011 21:11:58	Bright	38.000	126	60Bet Oph	2.7700	4250.0	76	48793	No
245	GOM_NL__2PRFIN20110629_211417_000000373104_00072_48793_0978.N1	29-JUN-2011 21:14:17	Bright	37.000	59	55Alp Oph	2.0800	8900.0	74	48793	No
246	GOM_NL__2PRFIN20110629_211608_000000503104_00072_48793_0979.N1	29-JUN-2011 21:16:08	Bright	50.000	168	17Zet Aql	2.9860	11000.	100	48793	No
247	GOM_NL__2PRFIN20110629_212307_000000423104_00072_48793_0980.N1	29-JUN-2011 21:23:07	Bright	42.000	5	3Alp Lyr	0.033000	11000.	84	48793	No
248	GOM_NL__2PRFIN20110629_212542_000000403104_00072_48793_0981.N1	29-JUN-2011 21:25:42	Bright	39.500	130	23Bet Dra	2.7990	5800.0	79	48793	No
249	GOM_NL__2PRFIN20110629_212737_000000423104_00072_48793_0982.N1	29-JUN-2011 21:27:37	Bright	42.000	144	18Del Cyg	2.8600	11000.	84	48793	No
250	GOM_NL__2PRFIN20110629_213436_000000453104_00072_48793_0983.N1	29-JUN-2011 21:34:36	Bright	45.000	89	5Alp Cep	2.4510	8000.0	90	48793	No
251	GOM_NL__2PRFIN20110629_214154_000000683104_00072_48793_0984.N1	29-JUN-2011 21:41:54	Bright	68.000	74	11Bet Cas	2.2680	6600.0	136	48793	No
252	GOM_NL__2PRFIN20110629_214335_000000493104_00072_48793_0985.N1	29-JUN-2011 21:43:35	Bright	48.500	68	18Alp Cas	2.2250	4500.0	97	48793	No
253	GOM_NL__2PRFIN20110629_214630_000000563104_00072_48793_0986.N1	29-JUN-2011 21:46:30	Bright	56.000	160	23Gam Per	2.9300	4700.0	112	48793	No
254	GOM_NL__2PRFIN20110629_214952_000000503104_00072_48793_0987.N1	29-JUN-2011 21:49:52	Bright	49.500	73	57Gam1And	2.2600	13100.	99	48793	No
255	GOM_NL__2PRFIN20110629_215229_000000503104_00072_48793_0988.N1	29-JUN-2011 21:52:29	Twi_and_stray	49.500	173	4Bet Tri	3.0040	8900.0	99	48793	No
256	GOM_NL__2PRFIN20110629_215642_000000593104_00072_48793_0989.N1	29-JUN-2011 21:56:42	Dark	58.500	50	13Alp Ari	2.0070	4250.0	117	48793	No
257	GOM_NL__2PRFIN20110629_220140_000000443104_00072_48793_0990.N1	29-JUN-2011 22:01:40	Dark	43.500	94	92Alp Cet	2.5260	3100.0	87	48793	No
258	GOM_NL__2PRFIN20110629_222049_000000493104_00073_48794_0971.N1	29-JUN-2011 22:20:49	Dark	49.000	84	Alp Phe	2.3970	4500.0	98	48794	No
259	GOM_NL__2PRFIN20110629_222717_000000513104_00073_48794_0972.N1	29-JUN-2011 22:27:17	Straylight	50.500	63	Bet Gru	2.1500	2800.0	101	48794	No
260	GOM_NL__2PRFIN20110629_222913_000000493104_00073_48794_0973.N1	29-JUN-2011 22:29:13	Straylight	49.000	31	Alp Gru	1.7340	15200.	98	48794	No
261	GOM_NL__2PRFIN20110629_223137_000000423104_00073_48794_0974.N1	29-JUN-2011 22:31:37	Straylight	42.000	45	Alp Pav	1.9400	26000.	84	48794	No
262	GOM_NL__2PRFIN20110629_224106_000000473104_00073_48794_0975.N1	29-JUN-2011 22:41:06	Twi_and_stray	47.000	103	38Zet Sgr	2.6000	9700.0	94	48794	No
263	GOM_NL__2PRFIN20110629_224351_000000453104_00073_48794_0976.N1	29-JUN-2011 22:43:51	Bright	45.000	155	41Pi Sgr	2.9000	6600.0	90	48794	No
264	GOM_NL__2PRFIN20110629_225211_000000383104_00073_48794_0977.N1	29-JUN-2011 22:52:11	Bright	38.000	126	60Bet Oph	2.7700	4250.0	76	48794	No
265	GOM_NL__2PRFIN20110629_225431_000000373104_00073_48794_0978.N1	29-JUN-2011 22:54:31	Bright	37.000	59	55Alp Oph	2.0800	8900.0	74	48794	No
266	GOM_NL__2PRFIN20110629_225622_000000473104_00073_48794_0979.N1	29-JUN-2011 22:56:22	Bright	47.000	168	17Zet Aql	2.9860	11000.	94	48794	No
267	GOM_NL__2PRFIN20110629_230320_000000413104_00073_48794_0980.N1	29-JUN-2011 23:03:20	Bright	40.500	5	3Alp Lyr	0.033000	11000.	81	48794	No
268	GOM_NL__2PRFIN20110629_230556_000000383104_00073_48794_0981.N1	29-JUN-2011 23:05:56	Bright	37.500	130	23Bet Dra	2.7990	5800.0	75	48794	No
269	GOM_NL__2PRFIN20110629_230750_000000473104_00073_48794_0982.N1	29-JUN-2011 23:07:50	Bright	47.000	144	18Del Cyg	2.8600	11000.	94	48794	No
270	GOM_NL__2PRFIN20110629_231449_000000473104_00073_48794_0983.N1	29-JUN-2011 23:14:49	Bright	46.500	89	5Alp Cep	2.4510	8000.0	93	48794	No
271	GOM_NL__2PRFIN20110629_232349_000000503104_00073_48794_0984.N1	29-JUN-2011 23:23:49	Bright	49.500	68	18Alp Cas	2.2250	4500.0	99	48794	No
272	GOM_NL__2PRFIN20110629_232644_000000563104_00073_48794_0985.N1	29-JUN-2011 23:26:44	Bright	56.000	160	23Gam Per	2.9300	4700.0	112	48794	No
273	GOM_NL__2PRFIN20110629_233006_000000503104_00073_48794_0986.N1	29-JUN-2011 23:30:06	Bright	49.500	73	57Gam1And	2.2600	13100.	99	48794	No
274	GOM_NL__2PRFIN20110629_233243_000000493104_00073_48794_0987.N1	29-JUN-2011 23:32:43	Twi_and_stray	48.500	173	4Bet Tri	3.0040	8900.0	97	48794	No
275	GOM_NL__2PRFIN20110629_233656_000000573104_00073_48794_0988.N1	29-JUN-2011 23:36:56	Dark	57.000	50	13Alp Ari	2.0070	4250.0	114	48794	No
276	GOM_NL__2PRFIN20110629_234154_000000483104_00073_48794_0989.N1	29-JUN-2011 23:41:54	Dark	47.500	94	92Alp Cet	2.5260	3100.0	95	48794	No

3. Quality information per product

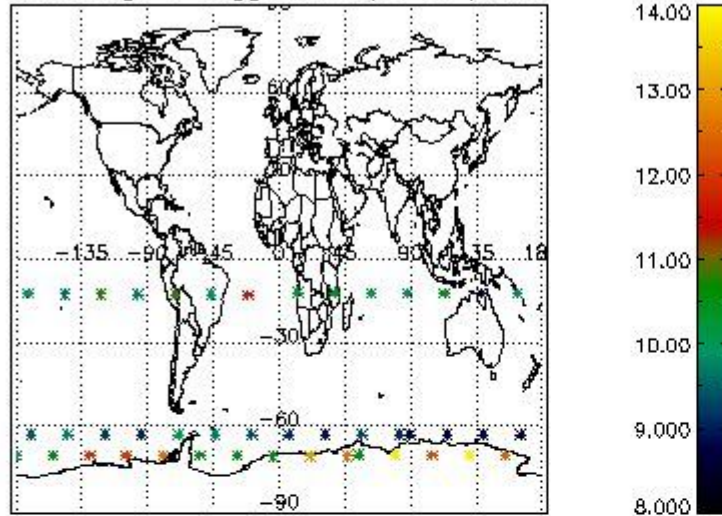
In this section it is plotted some information contained in the Quality Summary data set of the level 2 products. Only products in dark limb conditions and without errors (error flag in the MPH set to "0") are used.

3.1 Plot quality information per product (time dependant)

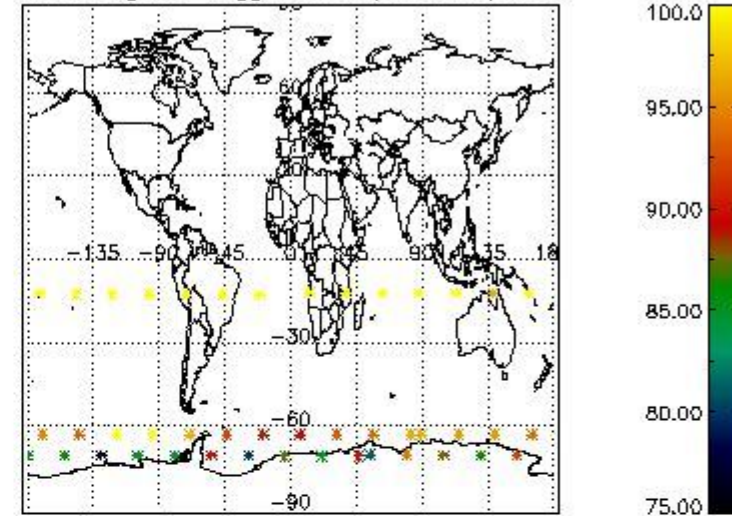


3.2 Plot quality information per product (world map)

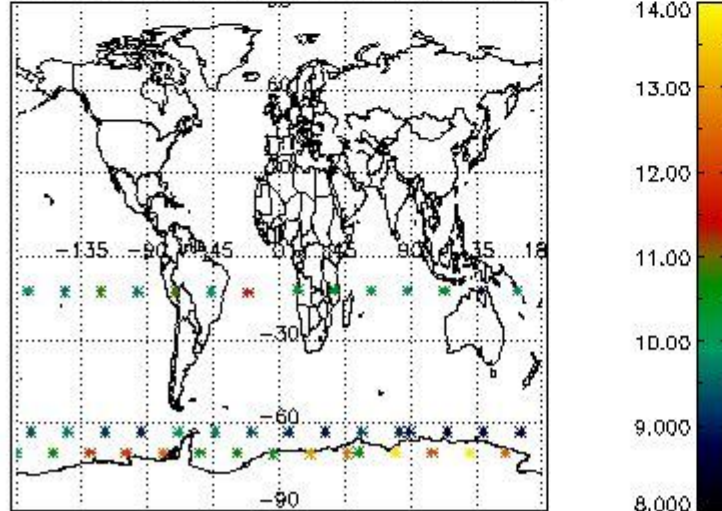
Percentage of flagged data per O3 profile



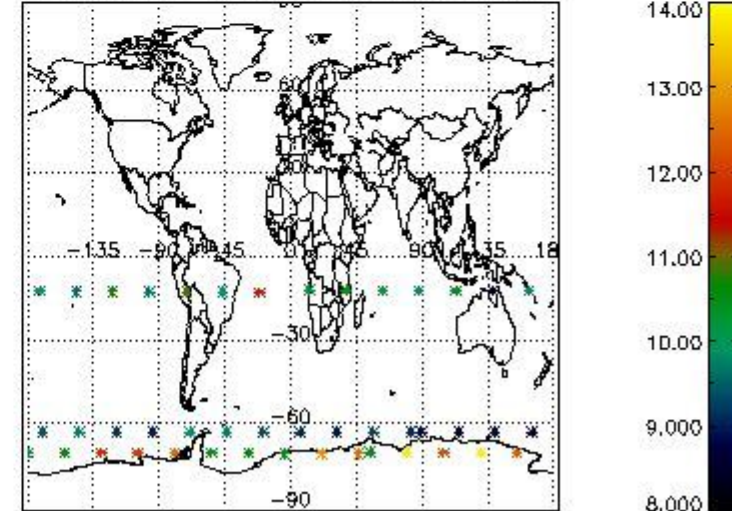
Percentage of flagged data per H2O profile



Percentage of flagged data per NO2 profile



Percentage of flagged data per NO3 profile

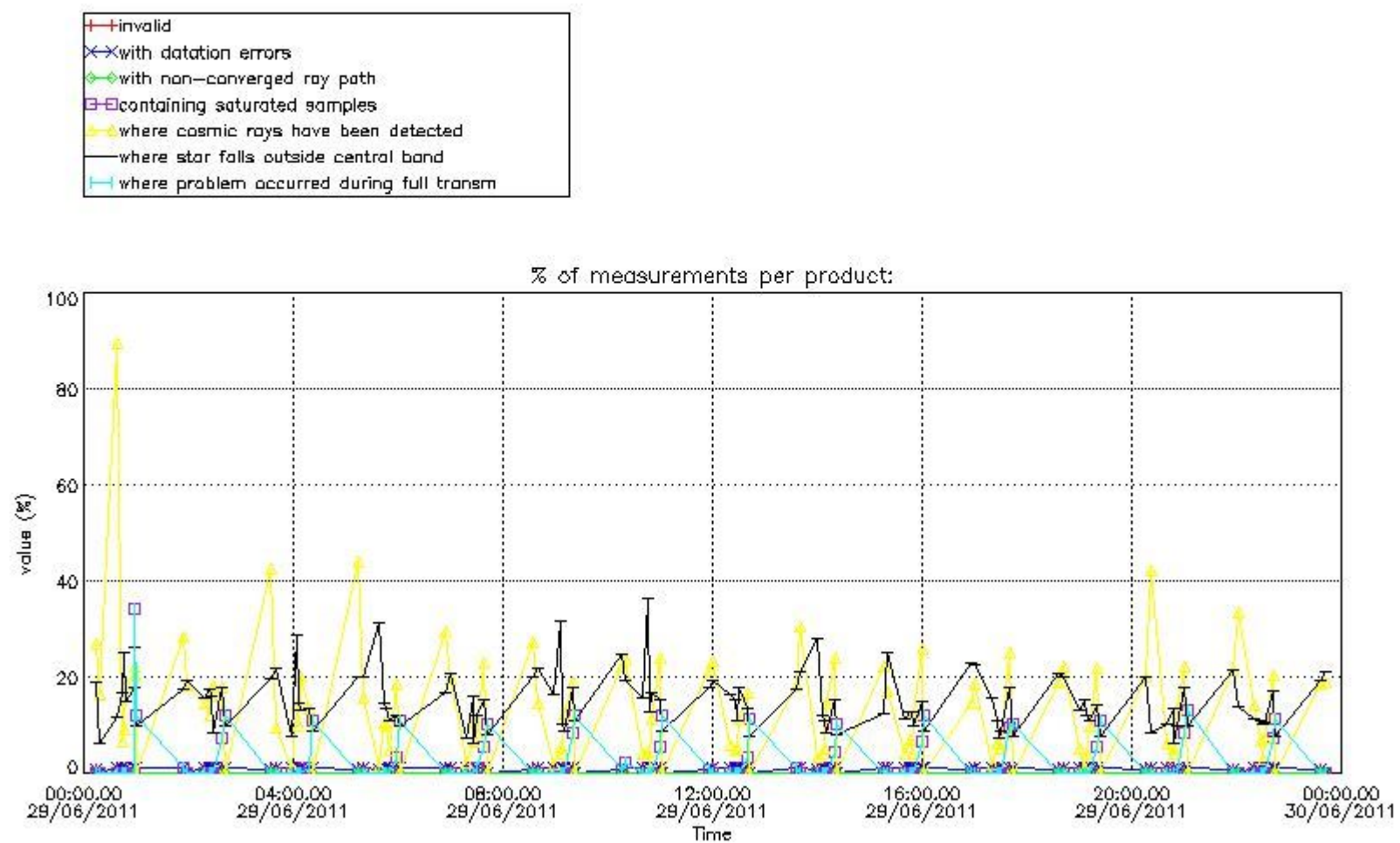


4. Level 1 quality information per product

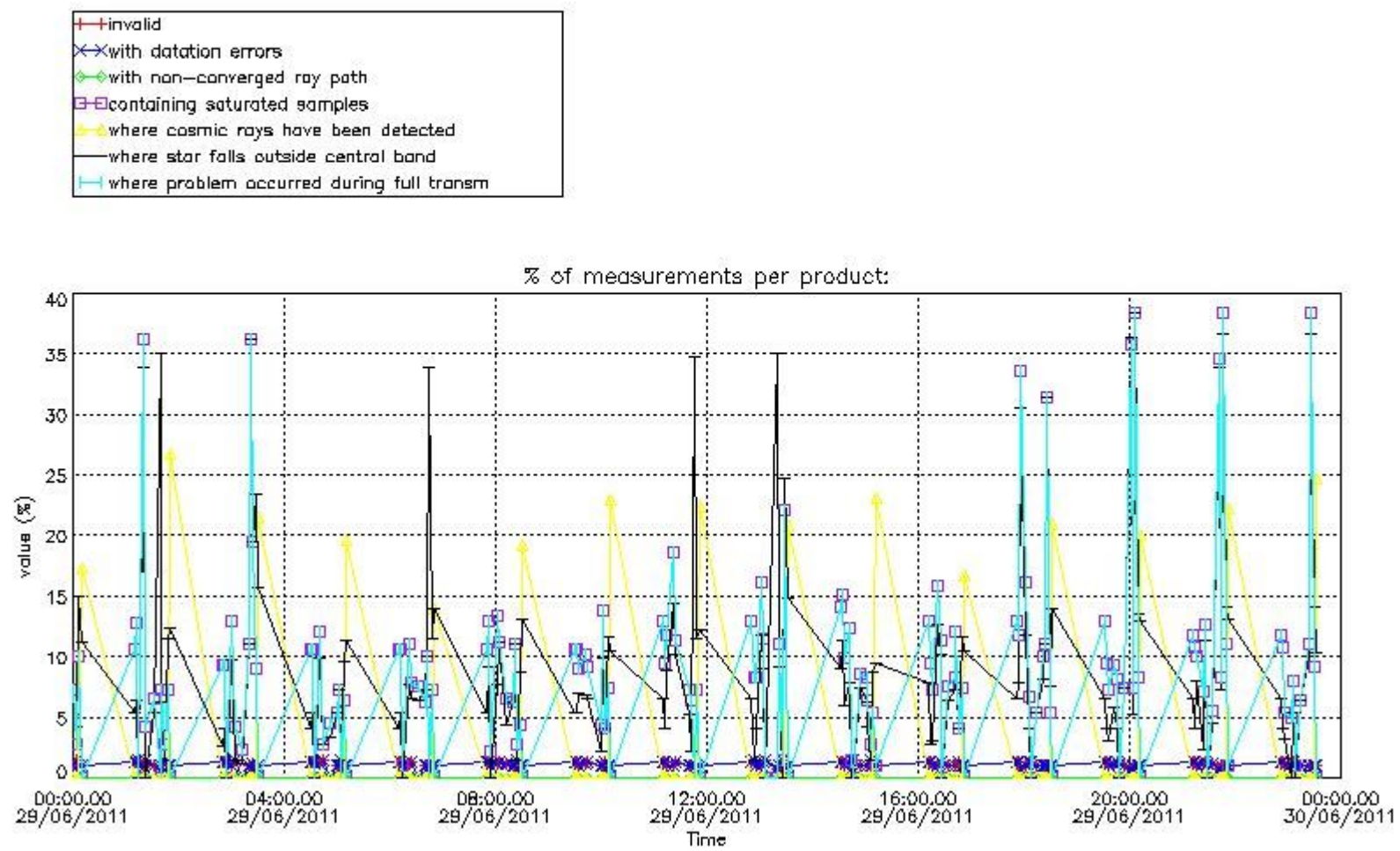
In this section it is plotted some information contained in the Quality Summary data set of the level 2 products that comes from the level 1b processing. Products without errors (error flag in the MPH set to "0") are used.

4.1 Plot quality information per product (time dependant) coming from level 1b processing

4.1.1 Plot level 1 quality information per product (time dependant): ENVISAT ASCENDING passes

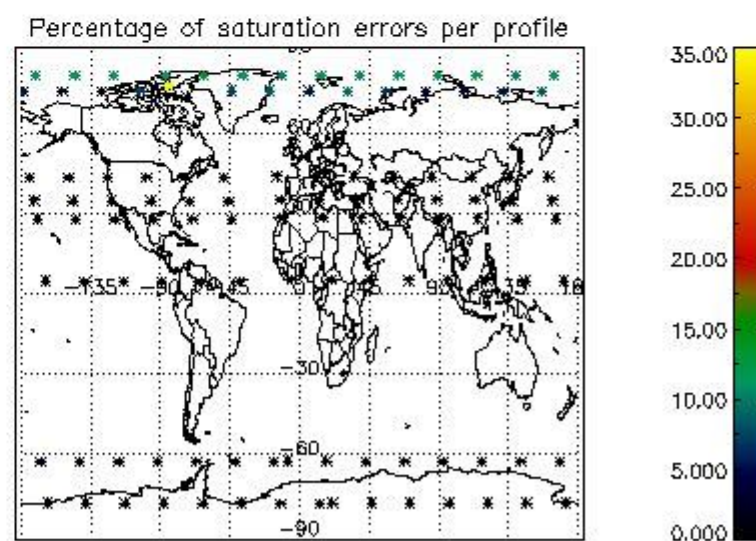
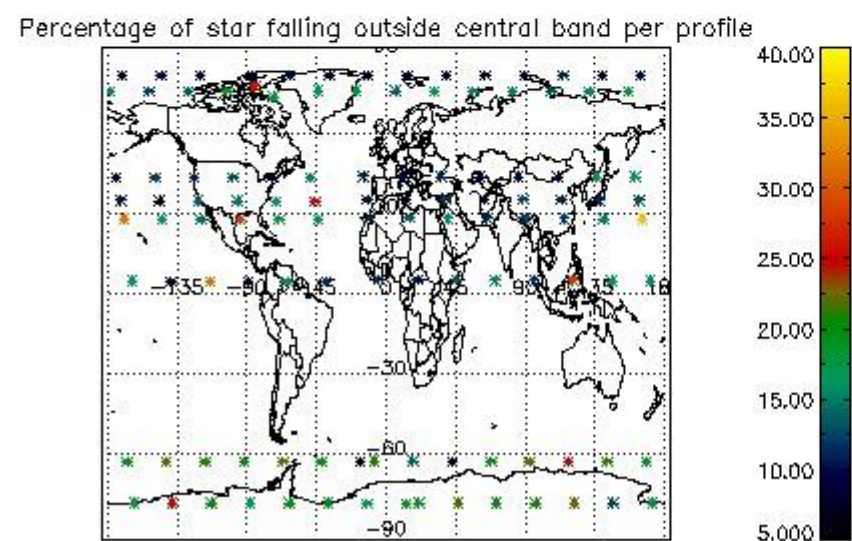
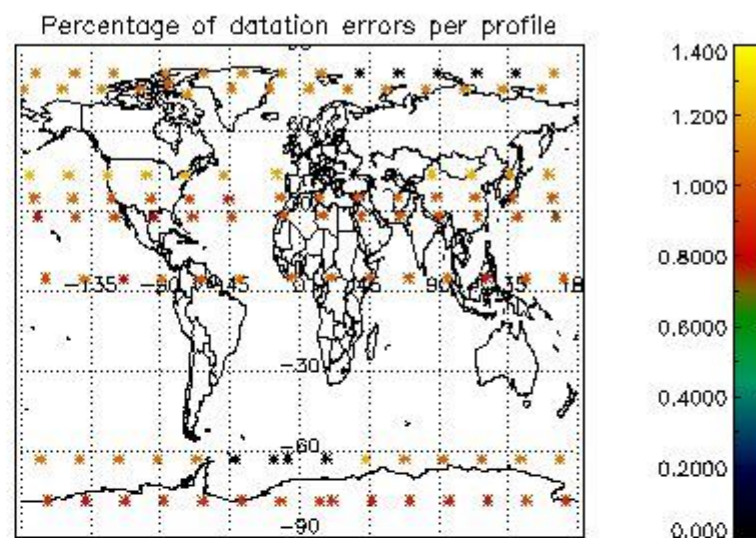
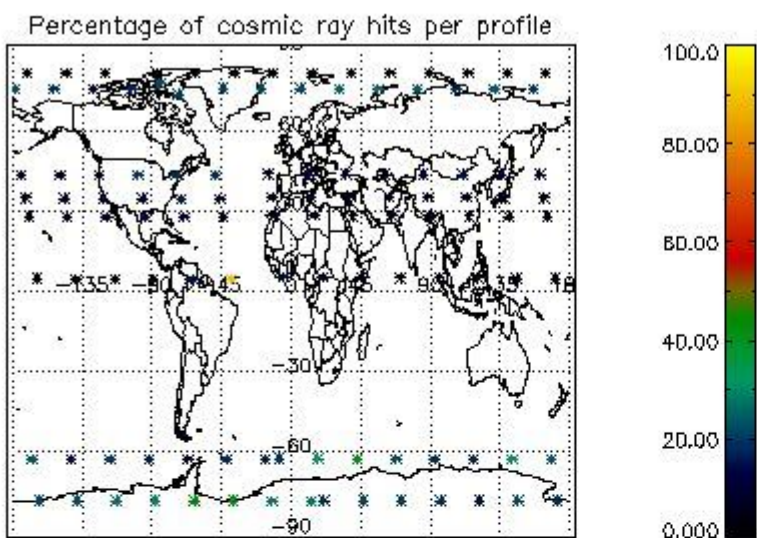


4.1.2 Plot level 1 quality information per product (time dependant): ENVISAT DESCENDING passes

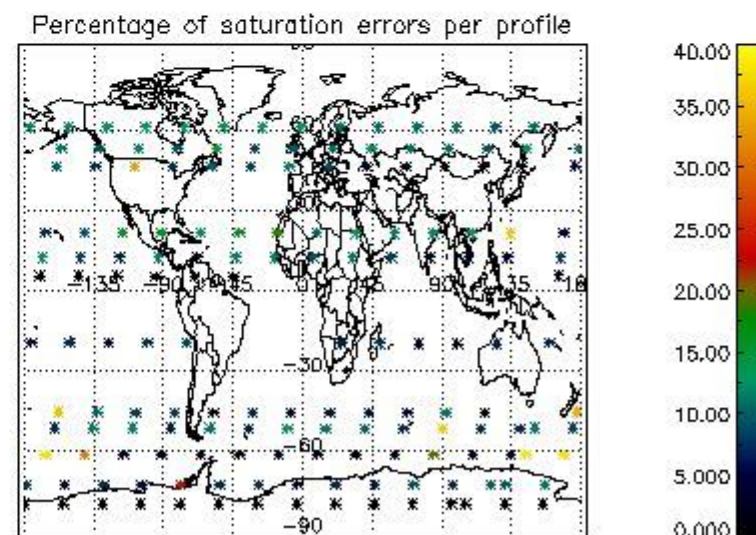
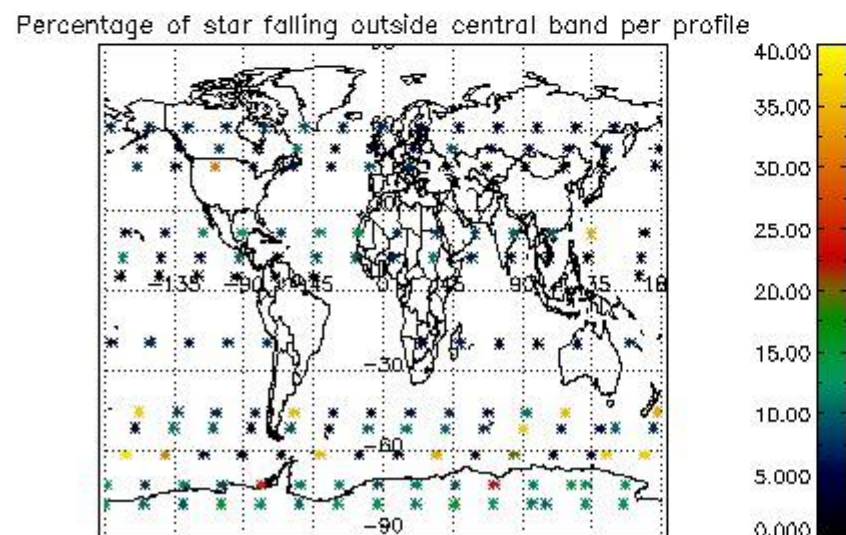
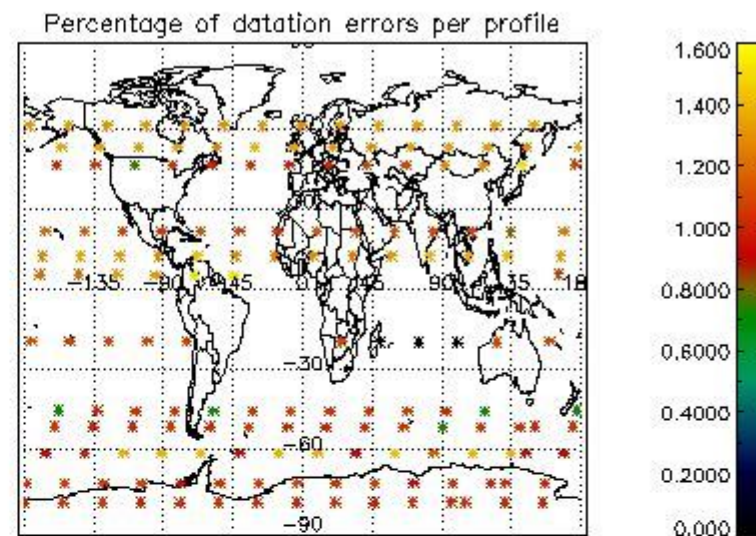
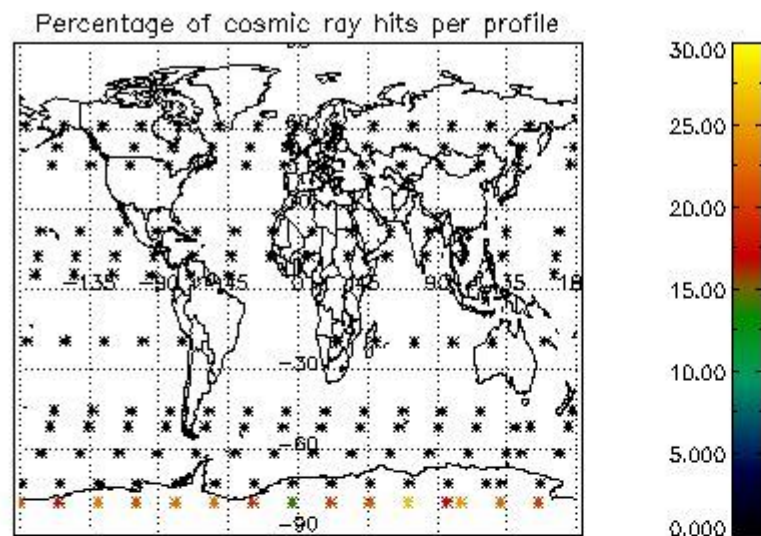


4.2 Plot quality information per product coming from level 1b processing (world map)

4.2.1 Plot level 1 quality information per product (world map): ENVISAT ASCENDING passes



4.2.2 Plot level 1 quality information per product (world map): ENVISAT DESCENDING passes



5. Trace gas profiles

5.1 Ozone statistics based on quality of products

The final quality of the products can be "measured" using the STD (Standard Deviation) attached to every point profile. This information is written to the parameter GOM_NL__2P/NL_LOCAL_SPECIES_DENSITY/o3_std of the level 2 products. The table below shows the statistics for given STD ranges.

The statistics are given with respect to the overall valid production:

- Products without fatal errors: GOM_NL__2P/MPH/PRODUCT_ERR=0
- Valid point profile: GOM_NL__2P/NL_LOCAL_SPECIES_DENSITY/pcd(0)=0

The 'Criteria' is applied to valid points of dark limb products:

- Products in dark limb illumination condition: GOM_NL__2P/NL_SUMMARY_QUALITY/obs_ill_cond=0
- Products without fatal errors: GOM_NL__2P/MPH/PRODUCT_ERR=0
- Valid point profile: GOM_NL__2P/NL_LOCAL_SPECIES_DENSITY/pcd(0)=0

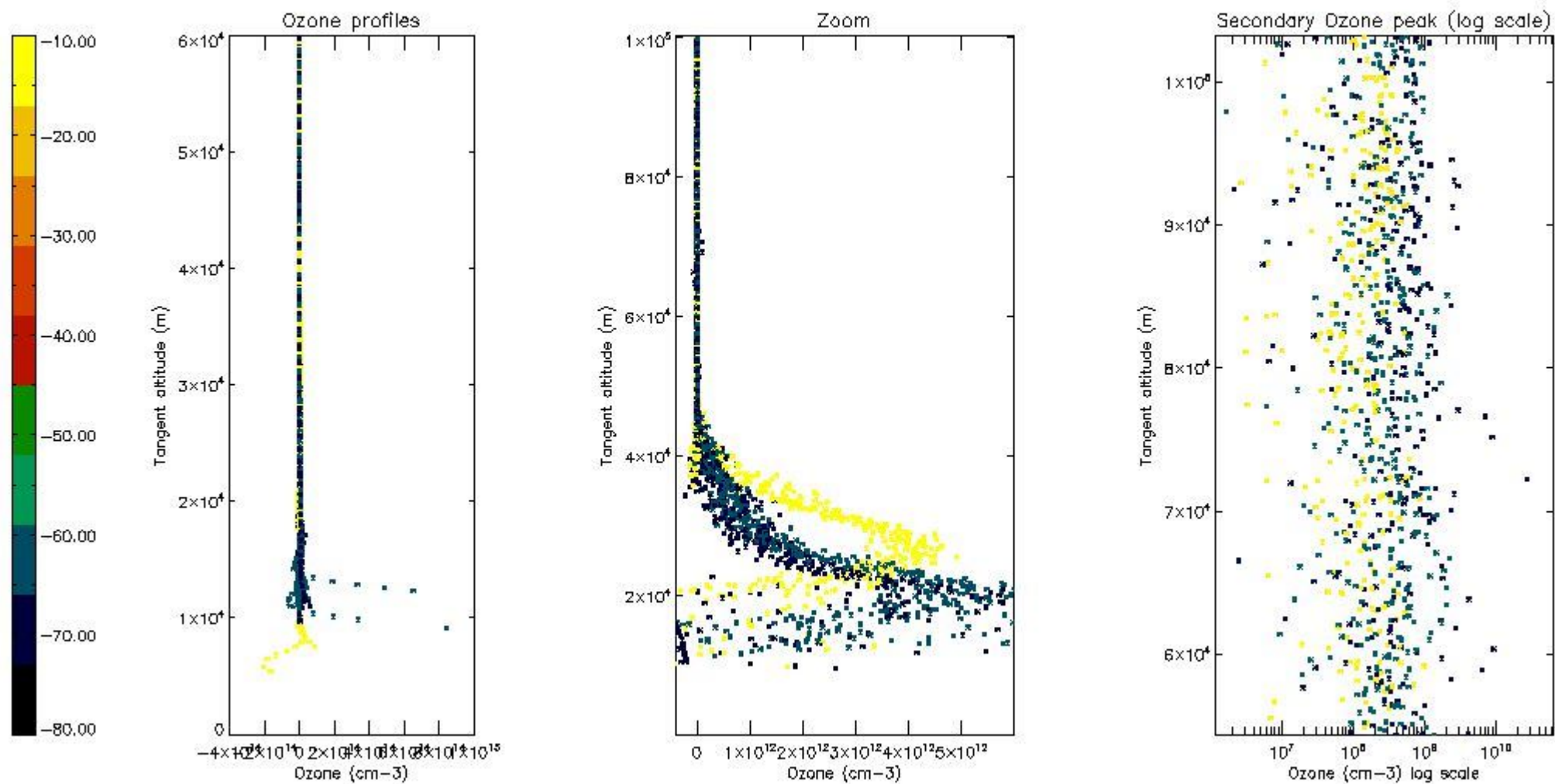
So, the table below shows the percentage of dark limb and valid observations for each criteria with respect to the overall valid daily observations.

Criteria	% of total production
All STD	18
STD < 20	4

STD < 10	2
STD < 5	0

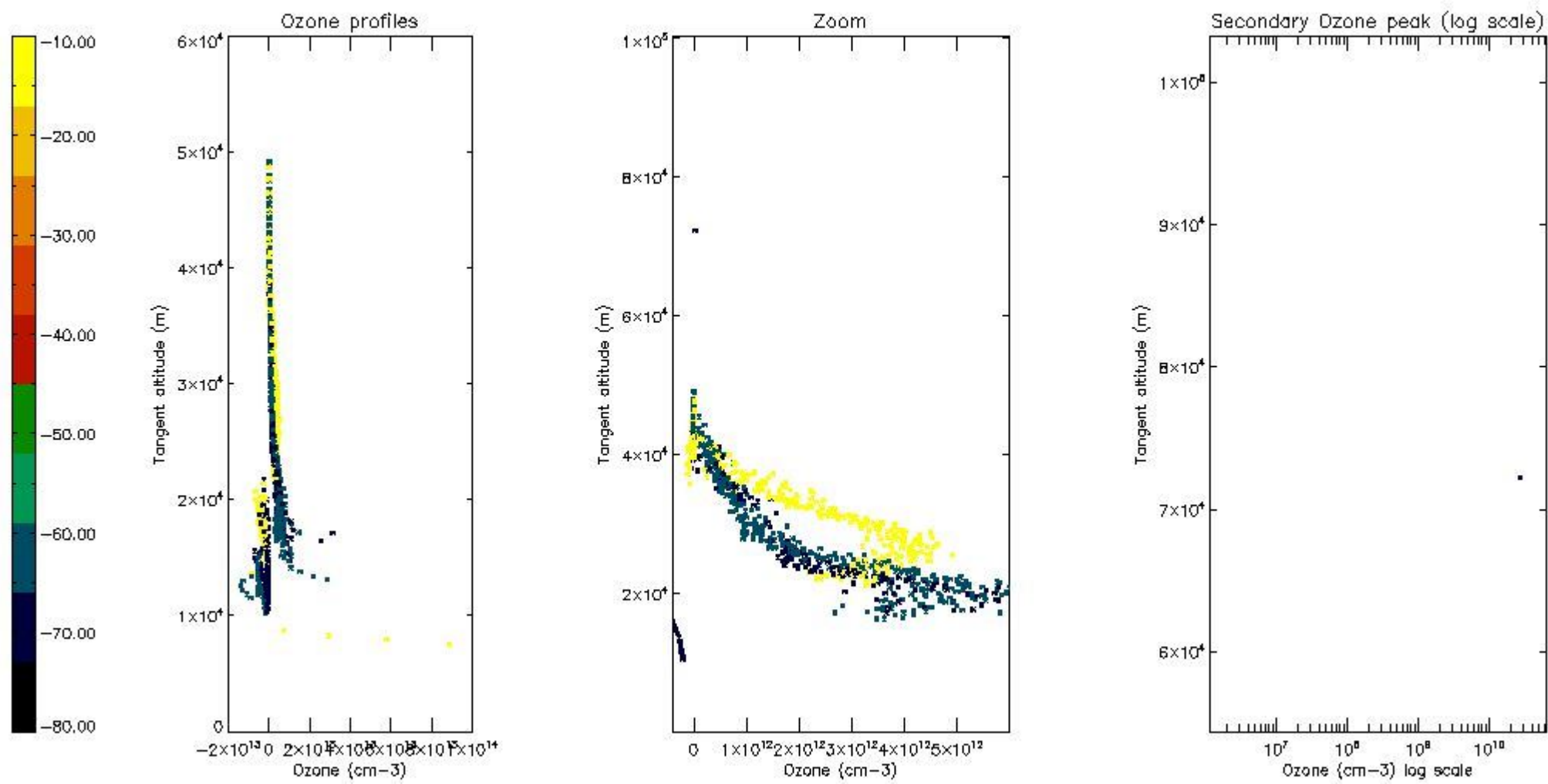
5.2 Plot ozone profiles for all STD (dark without errors)

The colorbar represents the latitude.



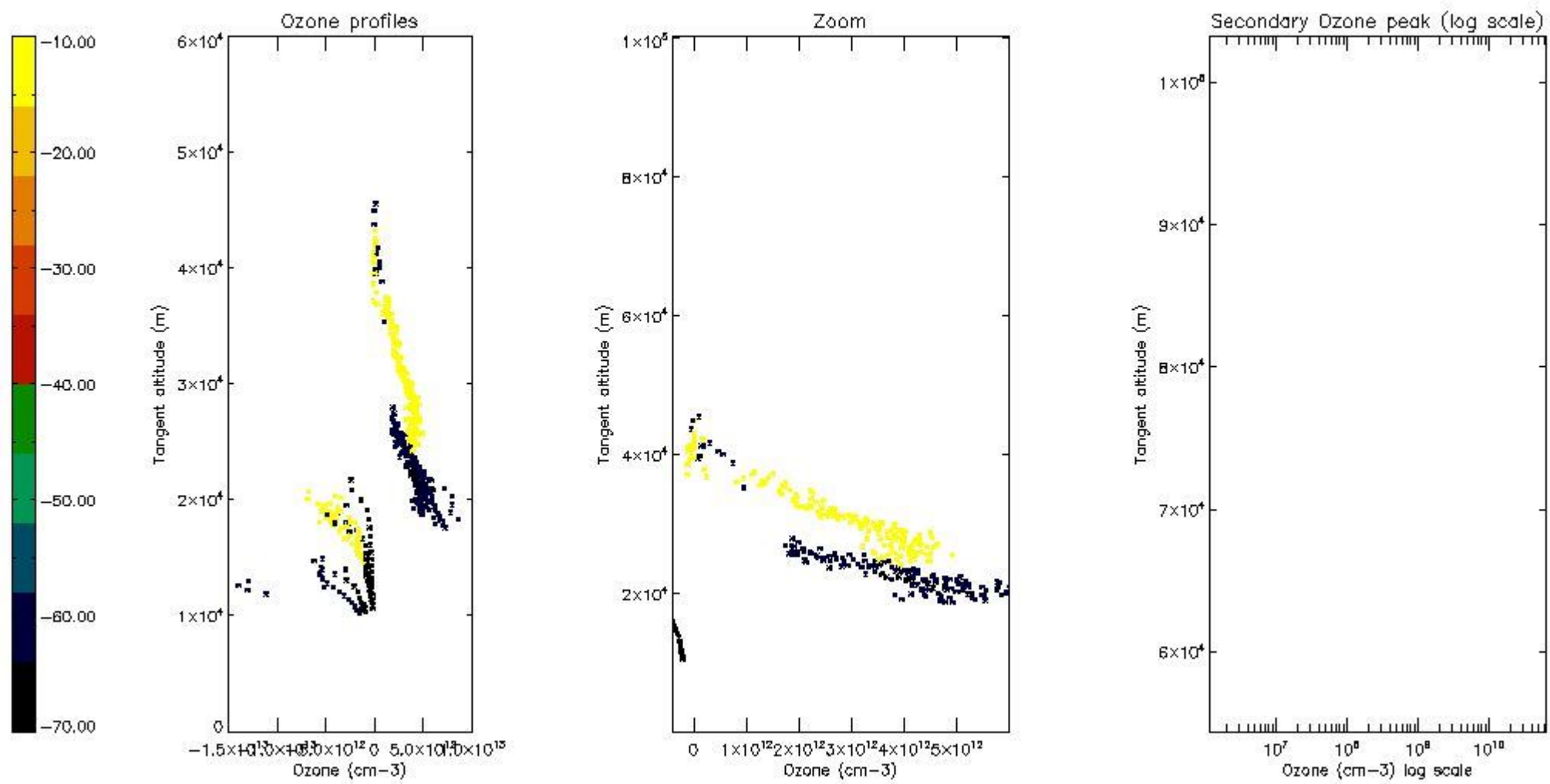
5.3 Plot ozone profiles where STD < 20% (dark without errors)

The colorbar represents the latitude.



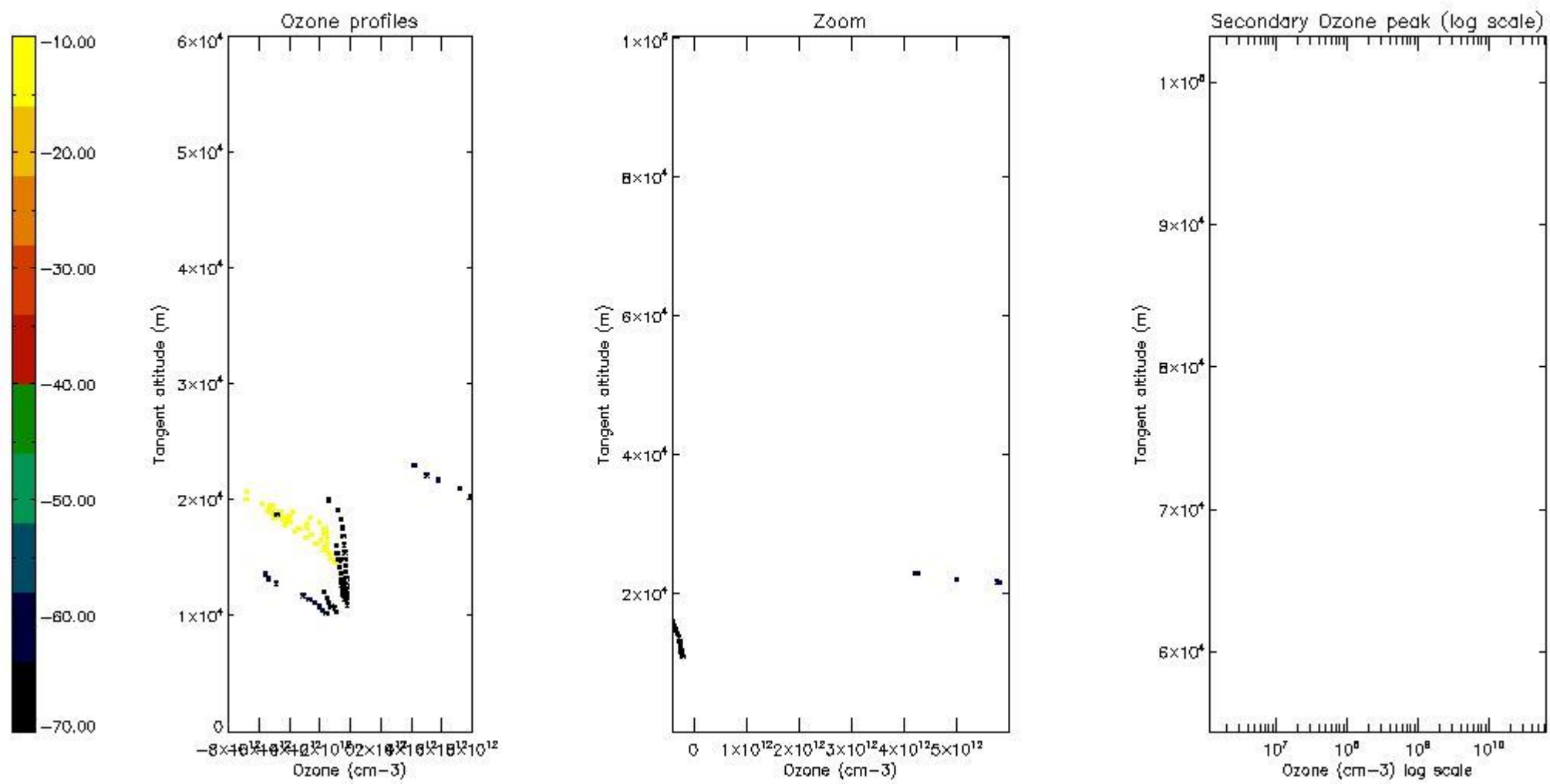
5.4 Plot ozone profiles where $STD < 10\%$ (dark without errors)

The colorbar represents the latitude.



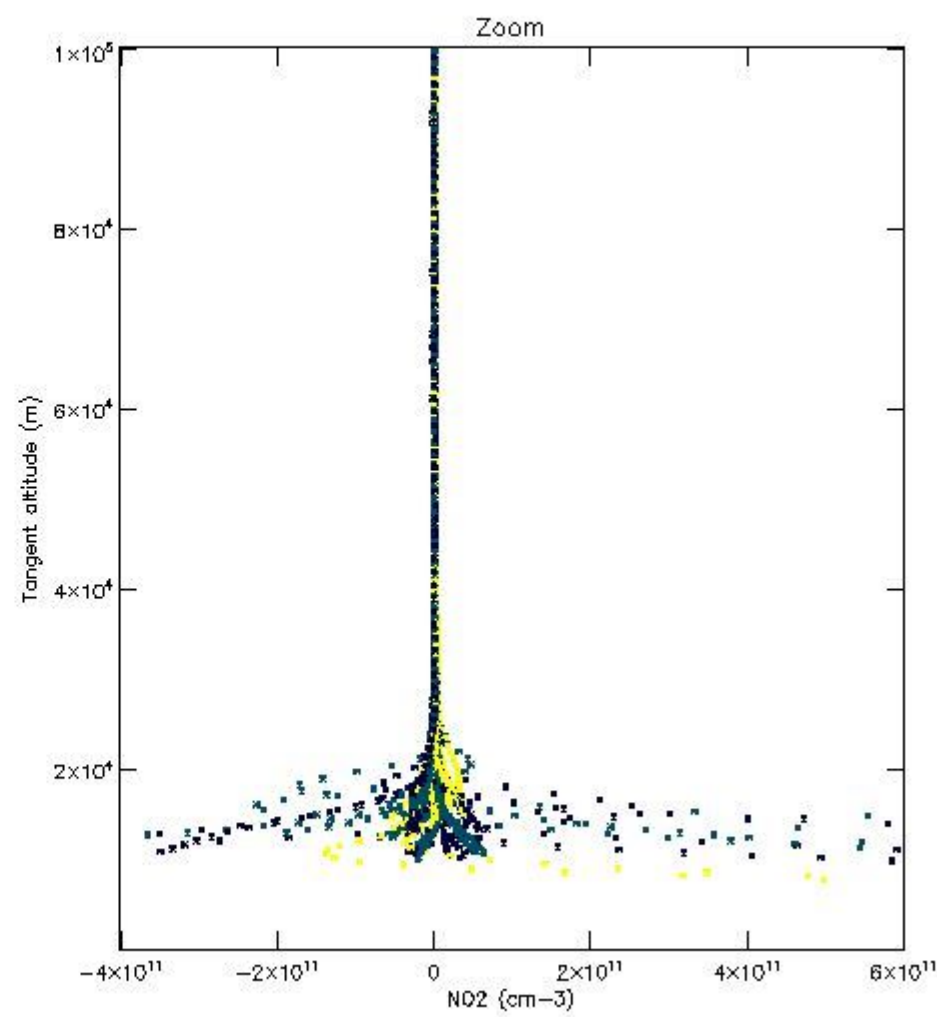
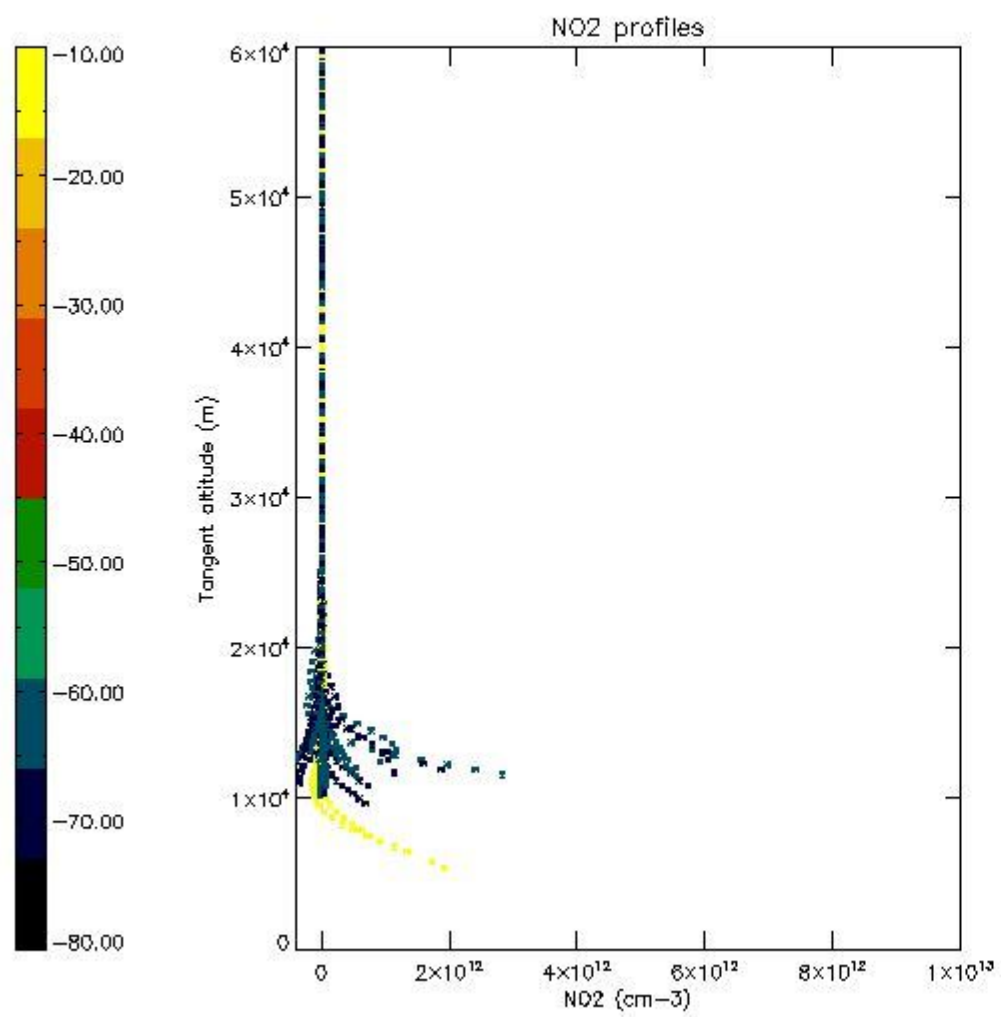
5.5 Plot ozone profiles where STD < 5% (dark without errors)

The colorbar represents the latitude.



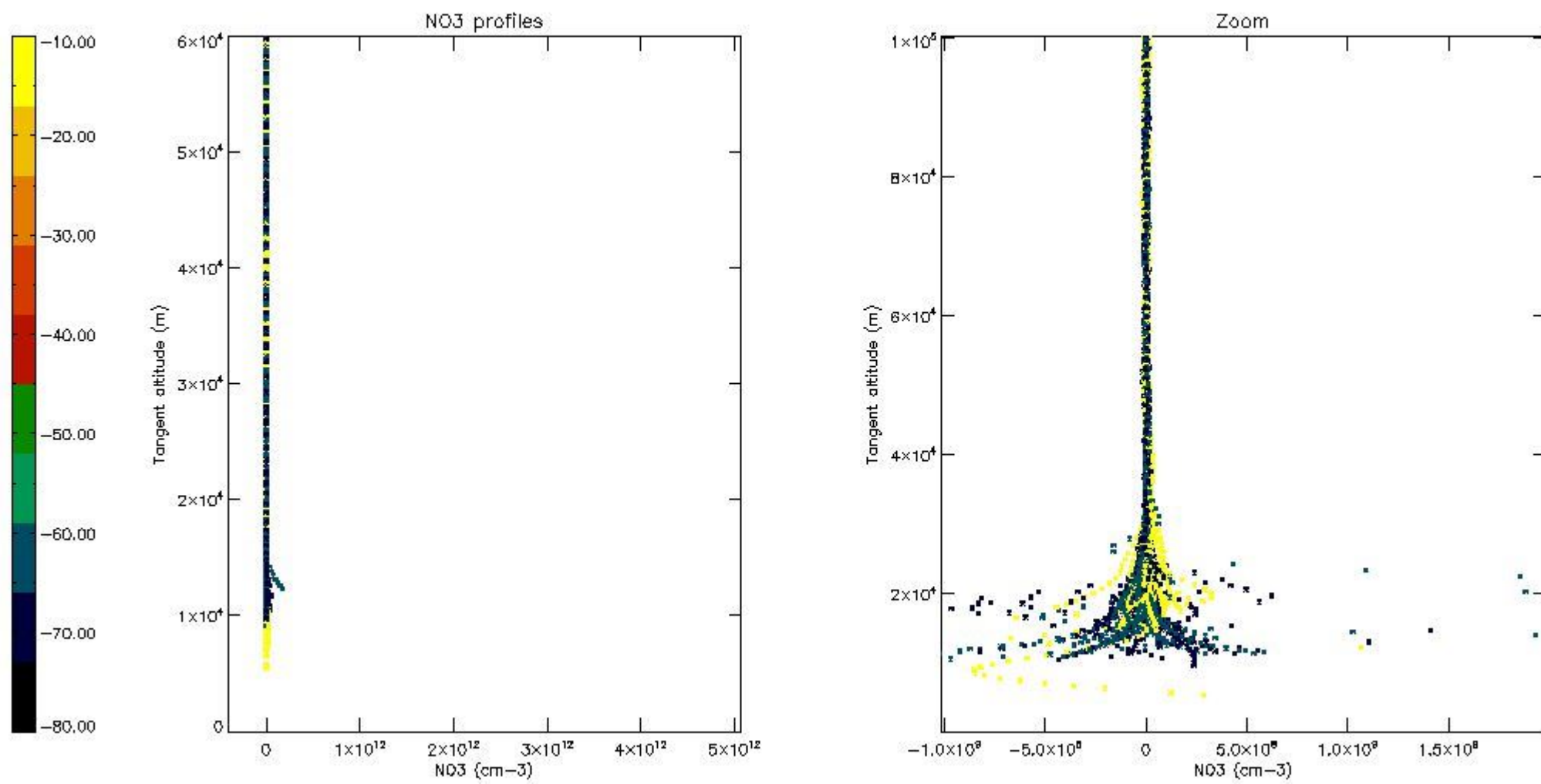
5.6 Plot NO₂ profiles for all STD (dark without errors)

The colorbar represents the latitude.



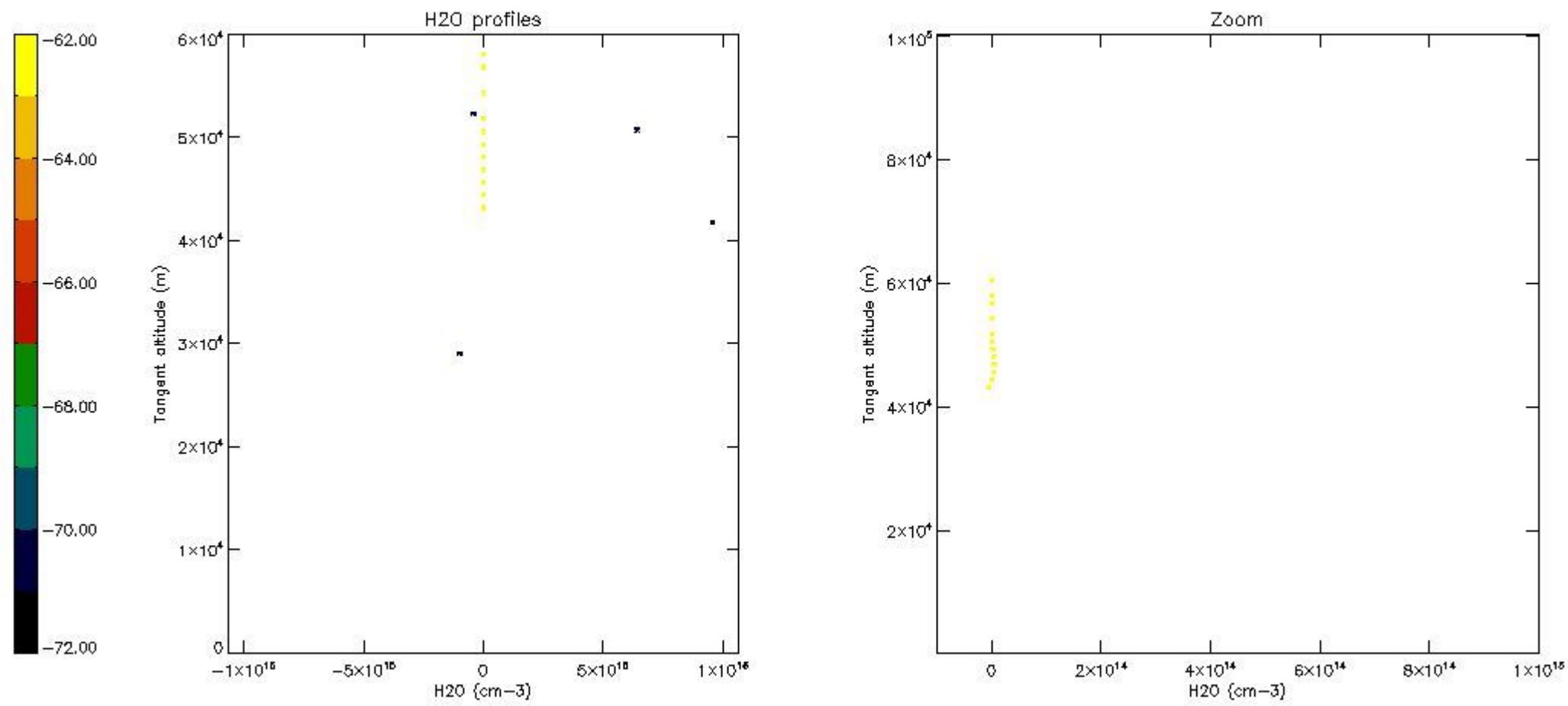
5.7 Plot NO3 profiles for all STD (dark without errors)

The colorbar represents the latitude.



5.8 Plot H₂O profiles for all STD (only for occultations of stars 1,2,3,4,13,14,16,26,63 dark without errors)

The colorbar represents the latitude.



6. Auxiliary Data Files used for the production reported in section 2

The number reported in the third column indicates since which file (see list in section 2) the corresponding auxiliary file has been used. The fourth column is the date of those product files.

Type	Auxiliary Filename	Used since product	Used since product date
INST_PHYS_CHARACTERISTICS	GOM_INS_AXVIEC20091111_143220_20030716_120000_20500101_000000	1	29-JUN-2011 00:00:39
LEVEL-2_PROC_CONFIG	GOM_PR2_AXVIEC20091111_152718_20020301_000000_20500101_000000	1	29-JUN-2011 00:00:39
CROSS_SECTIONS_FILE	GOM_CRS_AXVIEC20091111_154832_20020301_000000_20500101_000000	1	29-JUN-2011 00:00:39

GOMOS Level 2 Daily Report

SUMMARY

[1. General Info](#)

[2. Summary of processed GOM_NL_2P products](#)

[3. Level 2 Quality information per product](#)

[3.1 Plot of level 2 quality information per product \(time dependant\)](#)

[3.2 Plot of level 2 quality information per product \(world map\)](#)

[4. Level 1 Quality information per product \(stored on level 2 products\)](#)

[4.1 Plot of level 1 quality information per product \(time dependant\)](#)

[4.1.1 Plot of level 1 quality information per product \(time dependant\): ASCENDING](#)

[4.1.2 Plot of level 1 quality information per product \(time dependant\): DESCENDING](#)

[4.2 Plot of level 1 quality information per product \(world map\)](#)

[4.2.1 Plot of level 1 quality information per product \(world map\): ASCENDING](#)

[4.2.2 Plot of level 1 quality information per product \(world map\): DESCENDING](#)

[5. Ozone profiles based on quality statistics and other trace gas profiles](#)

[5.1 Ozone statistics based on quality of products](#)

[5.2 Plot ozone profiles for all STD \(dark without errors\)](#)

[5.3 Plot ozone profiles where STD < 20% \(dark without errors\)](#)

[5.4. Plot ozone profiles where STD < 10% \(dark without errors\)](#)

[5.5. Plot ozone profiles where STD < 5% \(dark without errors\)](#)

[5.6 Plot NO2 profiles for all STD \(dark without errors\)](#)

[5.7 Plot NO3 profiles for all STD \(dark without errors\)](#)

[5.8 Plot H2O profiles \(only for occultations of stars 1,2,3,4,13,14,16,26,63 dark without errors\) for all STD](#)

[6. Auxiliary Data Files used for the production reported in section 2](#)

This report presents the daily analysis on parameters extracted from GOMOS level 2 data (GOM_NL__2P). It is intended to monitor some important parameters that will impact the quality of these products. A list of level 2 products (and content) that have arrived during the reporting day to the PCF is also given.

Item	Value
Time of report generation	24APR2013 15:15:45
Data source version	GOMOS/6.01
Start time of products	29-06-2011 (29JUN2011 00:00:00)
Stop time of products	30-06-2011 (30JUN2011 00:00:00)
Store outputs in DB	Yes
Nb of level 2 prods	276
Nb of prods with errors	0

2. Summary of processed GOM_NL__2P products.

Nr	Filename	UTC Start time	Limb	Duration	Star Id	Star Name	Star Mag	Star Temp	Nb Meas	Orbit	Prod. error
1	GOM_NL__2PRFIN20110629_000039_00000483104_00059_48780_9456.N1	29-JUN-2011 00:00:39	Bright	48.000	68	18Alp Cas	2.2250	4500.0	96	48780	No
2	GOM_NL__2PRFIN20110629_000329_00000363104_00059_48780_9457.N1	29-JUN-2011 00:03:29	Bright	36.000	160	23Gam Per	2.9300	4700.0	72	48780	No
3	GOM_NL__2PRFIN20110629_000651_00000503104_00059_48780_9458.N1	29-JUN-2011 00:06:51	Bright	50.000	73	57Gam1And	2.2600	13100.	100	48780	No
4	GOM_NL__2PRFIN20110629_000926_00000493104_00059_48780_9459.N1	29-JUN-2011 00:09:26	Twilight	49.000	173	4Bet Tri	3.0040	8900.0	98	48780	No
5	GOM_NL__2PRFIN20110629_001335_00000563104_00059_48780_9460.N1	29-JUN-2011 00:13:35	Dark	55.500	50	13Alp Ari	2.0070	4250.0	111	48780	No
6	GOM_NL__2PRFIN20110629_001832_00000403104_00059_48780_9461.N1	29-JUN-2011 00:18:32	Dark	40.000	94	92Alp Cet	2.5260	3100.0	80	48780	No
7	GOM_NL__2PRFIN20110629_003733_00000483104_00060_48781_9450.N1	29-JUN-2011 00:37:33	Dark	48.000	84	Alp Phe	2.3970	4500.0	96	48781	No
8	GOM_NL__2PRFIN20110629_004402_00000543104_00060_48781_9451.N1	29-JUN-2011 00:44:02	Straylight	53.500	63	Bet Gru	2.1500	2800.0	107	48781	No
9	GOM_NL__2PRFIN20110629_004559_00000603104_00060_48781_9452.N1	29-JUN-2011 00:45:59	Straylight	59.500	31	Alp Gru	1.7340	15200.	119	48781	No
10	GOM_NL__2PRFIN20110629_004829_00000443104_00060_48781_9453.N1	29-JUN-2011 00:48:29	Straylight	43.500	45	Alp Pav	1.9400	26000.	87	48781	No
11	GOM_NL__2PRFIN20110629_005719_00000453104_00060_48781_9454.N1	29-JUN-2011 00:57:19	Twilight	44.500	38	20Eps Sgr	1.8360	11000.	89	48781	No
12	GOM_NL__2PRFIN20110629_005841_00000503104_00060_48781_9455.N1	29-JUN-2011 00:58:41	Bright	49.500	116	19Del Sgr	2.7000	4100.0	99	48781	No
13	GOM_NL__2PRFIN20110629_010046_00000473104_00060_48781_9456.N1	29-JUN-2011 01:00:46	Bright	46.500	155	41Pi Sgr	2.9000	6600.0	93	48781	No
14	GOM_NL__2PRFIN20110629_010910_00000383104_00060_48781_9457.N1	29-JUN-2011 01:09:10	Bright	37.500	126	60Bet Oph	2.7700	4250.0	75	48781	No
15	GOM_NL__2PRFIN20110629_011130_00000393104_00060_48781_9458.N1	29-JUN-2011 01:11:30	Bright	39.000	59	55Alp Oph	2.0800	8900.0	78	48781	No
16	GOM_NL__2PRFIN20110629_011327_00000333104_00060_48781_9459.N1	29-JUN-2011 01:13:27	Twilight	33.000	168	17Zet Aql	2.9860	11000.	66	48781	No
17	GOM_NL__2PRFIN20110629_012024_00000623104_00060_48781_9460.N1	29-JUN-2011 01:20:24	Bright	62.000	5	3Alp Lyr	0.033000	11000.	124	48781	No
18	GOM_NL__2PRFIN20110629_012256_00000363104_00060_48781_9461.N1	29-JUN-2011 01:22:56	Bright	35.500	130	23Bet Dra	2.7990	5800.0	71	48781	No
19	GOM_NL__2PRFIN20110629_013156_00000463104_00060_48781_9462.N1	29-JUN-2011 01:31:56	Bright	46.000	89	5Alp Cep	2.4510	8000.0	92	48781	No
20	GOM_NL__2PRFIN20110629_013913_00000703104_00060_48781_9463.N1	29-JUN-2011 01:39:13	Bright	70.000	74	11Bet Cas	2.2680	6600.0	140	48781	No
21	GOM_NL__2PRFIN20110629_014052_00000483104_00060_48781_9464.N1	29-JUN-2011 01:40:52	Bright	48.000	68	18Alp Cas	2.2250	4500.0	96	48781	No
22	GOM_NL__2PRFIN20110629_014343_00000363104_00060_48781_9465.N1	29-JUN-2011 01:43:43	Bright	36.000	160	23Gam Per	2.9300	4700.0	72	48781	No
23	GOM_NL__2PRFIN20110629_014705_00000483104_00060_48781_9466.N1	29-JUN-2011 01:47:05	Bright	48.000	73	57Gam1And	2.2600	13100.	96	48781	No
24	GOM_NL__2PRFIN20110629_014940_00000493104_00060_48781_9467.N1	29-JUN-2011 01:49:40	Twilight	48.500	173	4Bet Tri	3.0040	8900.0	97	48781	No
25	GOM_NL__2PRFIN20110629_015350_00000553104_00060_48781_9468.N1	29-JUN-2011 01:53:50	Dark	54.500	50	13Alp Ari	2.0070	4250.0	109	48781	No
26	GOM_NL__2PRFIN20110629_015847_00000473104_00060_48781_9469.N1	29-JUN-2011 01:58:47	Dark	46.500	94	92Alp Cet	2.5260	3100.0	93	48781	No
27	GOM_NL__2PRFIN20110629_021749_00000513104_00061_48782_9458.N1	29-JUN-2011 02:17:49	Dark	51.000	84	Alp Phe	2.3970	4500.0	102	48782	No
28	GOM_NL__2PRFIN20110629_022417_00000553104_00061_48782_9459.N1	29-JUN-2011 02:24:17	Straylight	54.500	63	Bet Gru	2.1500	2800.0	109	48782	No
29	GOM_NL__2PRFIN20110629_022614_00000533104_00061_48782_9460.N1	29-JUN-2011 02:26:14	Straylight	53.000	31	Alp Gru	1.7340	15200.	106	48782	No
30	GOM_NL__2PRFIN20110629_022843_00000413104_00061_48782_9461.N1	29-JUN-2011 02:28:43	Straylight	41.000	45	Alp Pav	1.9400	26000.	82	48782	No
31	GOM_NL__2PRFIN20110629_023814_00000483104_00061_48782_9462.N1	29-JUN-2011 02:38:14	Twilight	48.000	103	38Zet Sgr	2.6000	9700.0	96	48782	No
32	GOM_NL__2PRFIN20110629_024101_00000473104_00061_48782_9463.N1	29-JUN-2011 02:41:01	Bright	46.500	155	41Pi Sgr	2.9000	6600.0	93	48782	No
33	GOM_NL__2PRFIN20110629_024924_00000383104_00061_48782_9464.N1	29-JUN-2011 02:49:24	Bright	37.500	126	60Bet Oph	2.7700	4250.0	75	48782	No
34	GOM_NL__2PRFIN20110629_025143_00000383104_00061_48782_9465.N1	29-JUN-2011 02:51:43	Bright	37.500	59	55Alp Oph	2.0800	8900.0	75	48782	No
35	GOM_NL__2PRFIN20110629_025340_00000393104_00061_48782_9466.N1	29-JUN-2011 02:53:40	Bright	39.000	168	17Zet Aql	2.9860	11000.	78	48782	No
36	GOM_NL__2PRFIN20110629_030038_00000473104_00061_48782_9467.N1	29-JUN-2011 03:00:38	Bright	46.500	5	3Alp Lyr	0.033000	11000.	93	48782	No
37	GOM_NL__2PRFIN20110629_030310_00000363104_00061_48782_9468.N1	29-JUN-2011 03:03:10	Bright	36.000	130	23Bet Dra	2.7990	5800.0	72	48782	No
38	GOM_NL__2PRFIN20110629_031209_00000443104_00061_48782_9469.N1	29-JUN-2011 03:12:09	Bright	43.500	89	5Alp Cep	2.4510	8000.0	87	48782	No
39	GOM_NL__2PRFIN20110629_031926_00000503104_00061_48782_9470.N1	29-JUN-2011 03:19:26	Bright	49.500	74	11Bet Cas	2.2680	6600.0	99	48782	No
40	GOM_NL__2PRFIN20110629_032106_00000693104_00061_48782_9471.N1	29-JUN-2011 03:21:06	Bright	69.000	68	18Alp Cas	2.2250	4500.0	138	48782	No
41	GOM_NL__2PRFIN20110629_032356_00000443104_00061_48782_9472.N1	29-JUN-2011 03:23:56	Bright	43.500	160	23Gam Per	2.9300	4700.0	87	48782	No
42	GOM_NL__2PRFIN20110629_032719_00000563104_00061_48782_9473.N1	29-JUN-2011 03:27:19	Bright	55.500	73	57Gam1And	2.2600	13100.	111	48782	No

43	GOM_NL__2PRFIN20110629_032954_000000513104_00061_48782_9474.N1	29-JUN-2011 03:29:54	Twilight	51.000	173	4Bet Tri	3.0040	8900.0	102	48782	No
44	GOM_NL__2PRFIN20110629_033404_000000573104_00061_48782_9475.N1	29-JUN-2011 03:34:04	Dark	56.500	50	13Alp Ari	2.0070	4250.0	113	48782	No
45	GOM_NL__2PRFIN20110629_033901_000000483104_00061_48782_9476.N1	29-JUN-2011 03:39:01	Dark	48.000	94	92Alp Cet	2.5260	3100.0	96	48782	No
46	GOM_NL__2PRFIN20110629_035804_000000473104_00062_48783_9466.N1	29-JUN-2011 03:58:04	Dark	46.500	84	Alp Phe	2.3970	4500.0	93	48783	No
47	GOM_NL__2PRFIN20110629_040432_000000633104_00062_48783_9467.N1	29-JUN-2011 04:04:32	Straylight	63.000	63	Bet Gru	2.1500	2800.0	126	48783	No
48	GOM_NL__2PRFIN20110629_040629_000000523104_00062_48783_9468.N1	29-JUN-2011 04:06:29	Straylight	51.500	31	Alp Gru	1.7340	15200.	103	48783	No
49	GOM_NL__2PRFIN20110629_040858_000000433104_00062_48783_9469.N1	29-JUN-2011 04:08:58	Straylight	42.500	45	Alp Pav	1.9400	26000.	85	48783	No
50	GOM_NL__2PRFIN20110629_041828_000000453104_00062_48783_9470.N1	29-JUN-2011 04:18:28	Twilight	45.000	103	38Zet Sgr	2.6000	9700.0	90	48783	No
51	GOM_NL__2PRFIN20110629_042115_000000463104_00062_48783_9471.N1	29-JUN-2011 04:21:15	Bright	46.000	155	41Pi Sgr	2.9000	6600.0	92	48783	No
52	GOM_NL__2PRFIN20110629_042938_000000383104_00062_48783_9472.N1	29-JUN-2011 04:29:38	Bright	37.500	126	60Bet Oph	2.7700	4250.0	75	48783	No
53	GOM_NL__2PRFIN20110629_043158_000000383104_00062_48783_9473.N1	29-JUN-2011 04:31:58	Bright	37.500	59	55Alp Oph	2.0800	8900.0	75	48783	No
54	GOM_NL__2PRFIN20110629_043354_000000393104_00062_48783_9474.N1	29-JUN-2011 04:33:54	Bright	39.000	168	17Zet Aql	2.9860	11000.	78	48783	No
55	GOM_NL__2PRFIN20110629_044052_000000463104_00062_48783_9475.N1	29-JUN-2011 04:40:52	Bright	45.500	5	3Alp Lyr	0.033000	11000.	91	48783	No
56	GOM_NL__2PRFIN20110629_044324_000000363104_00062_48783_9476.N1	29-JUN-2011 04:43:24	Bright	35.500	130	23Bet Dra	2.7990	5800.0	71	48783	No
57	GOM_NL__2PRFIN20110629_045223_000000453104_00062_48783_9477.N1	29-JUN-2011 04:52:23	Bright	45.000	89	5Alp Cep	2.4510	8000.0	90	48783	No
58	GOM_NL__2PRFIN20110629_045940_000000473104_00062_48783_9478.N1	29-JUN-2011 04:59:40	Bright	47.000	74	11Bet Cas	2.2680	6600.0	94	48783	No
59	GOM_NL__2PRFIN20110629_050120_000000483104_00062_48783_9479.N1	29-JUN-2011 05:01:20	Bright	48.000	68	18Alp Cas	2.2250	4500.0	96	48783	No
60	GOM_NL__2PRFIN20110629_050411_000000353104_00062_48783_9480.N1	29-JUN-2011 05:04:11	Bright	35.000	160	23Gam Per	2.9300	4700.0	70	48783	No
61	GOM_NL__2PRFIN20110629_050733_000000473104_00062_48783_9481.N1	29-JUN-2011 05:07:33	Bright	47.000	73	57Gam1And	2.2600	13100.	94	48783	No
62	GOM_NL__2PRFIN20110629_051009_000000493104_00062_48783_9482.N1	29-JUN-2011 05:10:09	Twilight	48.500	173	4Bet Tri	3.0040	8900.0	97	48783	No
63	GOM_NL__2PRFIN20110629_051418_000000563104_00062_48783_9483.N1	29-JUN-2011 05:14:18	Dark	55.500	50	13Alp Ari	2.0070	4250.0	111	48783	No
64	GOM_NL__2PRFIN20110629_051915_000000483104_00062_48783_9484.N1	29-JUN-2011 05:19:15	Dark	47.500	94	92Alp Cet	2.5260	3100.0	95	48783	No
65	GOM_NL__2PRFIN20110629_053819_000000633104_00063_48784_9474.N1	29-JUN-2011 05:38:19	Dark	62.500	84	Alp Phe	2.3970	4500.0	125	48784	No
66	GOM_NL__2PRFIN20110629_054447_000000523104_00063_48784_9475.N1	29-JUN-2011 05:44:47	Straylight	52.000	63	Bet Gru	2.1500	2800.0	104	48784	No
67	GOM_NL__2PRFIN20110629_054644_000000523104_00063_48784_9476.N1	29-JUN-2011 05:46:44	Straylight	51.500	31	Alp Gru	1.7340	15200.	103	48784	No
68	GOM_NL__2PRFIN20110629_054913_000000423104_00063_48784_9477.N1	29-JUN-2011 05:49:13	Straylight	41.500	45	Alp Pav	1.9400	26000.	83	48784	No
69	GOM_NL__2PRFIN20110629_055843_000000463104_00063_48784_9478.N1	29-JUN-2011 05:58:43	Twilight	45.500	103	38Zet Sgr	2.6000	9700.0	91	48784	No
70	GOM_NL__2PRFIN20110629_060129_000000463104_00063_48784_9479.N1	29-JUN-2011 06:01:29	Bright	45.500	155	41Pi Sgr	2.9000	6600.0	91	48784	No
71	GOM_NL__2PRFIN20110629_060952_000000383104_00063_48784_9480.N1	29-JUN-2011 06:09:52	Bright	37.500	126	60Bet Oph	2.7700	4250.0	75	48784	No
72	GOM_NL__2PRFIN20110629_061212_000000383104_00063_48784_9481.N1	29-JUN-2011 06:12:12	Bright	37.500	59	55Alp Oph	2.0800	8900.0	75	48784	No
73	GOM_NL__2PRFIN20110629_061407_000000463104_00063_48784_9482.N1	29-JUN-2011 06:14:07	Bright	46.000	168	17Zet Aql	2.9860	11000.	92	48784	No
74	GOM_NL__2PRFIN20110629_062105_000000453104_00063_48784_9483.N1	29-JUN-2011 06:21:05	Bright	45.000	5	3Alp Lyr	0.033000	11000.	90	48784	No
75	GOM_NL__2PRFIN20110629_062338_000000383104_00063_48784_9484.N1	29-JUN-2011 06:23:38	Bright	38.000	130	23Bet Dra	2.7990	5800.0	76	48784	No
76	GOM_NL__2PRFIN20110629_063236_000000473104_00063_48784_9485.N1	29-JUN-2011 06:32:36	Bright	46.500	89	5Alp Cep	2.4510	8000.0	93	48784	No
77	GOM_NL__2PRFIN20110629_063953_000000483104_00063_48784_9486.N1	29-JUN-2011 06:39:53	Bright	48.000	74	11Bet Cas	2.2680	6600.0	96	48784	No
78	GOM_NL__2PRFIN20110629_064133_000000503104_00063_48784_9487.N1	29-JUN-2011 06:41:33	Bright	49.500	68	18Alp Cas	2.2250	4500.0	99	48784	No
79	GOM_NL__2PRFIN20110629_064425_000000553104_00063_48784_9488.N1	29-JUN-2011 06:44:25	Bright	54.500	160	23Gam Per	2.9300	4700.0	109	48784	No
80	GOM_NL__2PRFIN20110629_064747_000000483104_00063_48784_9489.N1	29-JUN-2011 06:47:47	Bright	48.000	73	57Gam1And	2.2600	13100.	96	48784	No
81	GOM_NL__2PRFIN20110629_065023_000000503104_00063_48784_9490.N1	29-JUN-2011 06:50:23	Twilight	50.000	173	4Bet Tri	3.0040	8900.0	100	48784	No
82	GOM_NL__2PRFIN20110629_065433_000000543104_00063_48784_9491.N1	29-JUN-2011 06:54:33	Dark	54.000	50	13Alp Ari	2.0070	4250.0	108	48784	No
83	GOM_NL__2PRFIN20110629_065930_000000483104_00063_48784_9492.N1	29-JUN-2011 06:59:30	Dark	48.000	94	92Alp Cet	2.5260	3100.0	96	48784	No
84	GOM_NL__2PRFIN20110629_071834_000000473104_00064_48785_9482.N1	29-JUN-2011 07:18:34	Dark	47.000	84	Alp Phe	2.3970	4500.0	94	48785	No
85	GOM_NL__2PRFIN20110629_072502_000000533104_00064_48785_9483.N1	29-JUN-2011 07:25:02	Straylight	53.000	63	Bet Gru	2.1500	2800.0	106	48785	No
86	GOM_NL__2PRFIN20110629_072659_000000483104_00064_48785_9484.N1	29-JUN-2011 07:26:59	Straylight	47.500	31	Alp Gru	1.7340	15200.	95	48785	No
87	GOM_NL__2PRFIN20110629_072927_000000423104_00064_48785_9485.N1	29-JUN-2011 07:29:27	Straylight	42.000	45	Alp Pav	1.9400	26000.	84	48785	No
88	GOM_NL__2PRFIN20110629_073857_000000463104_00064_48785_9486.N1	29-JUN-2011 07:38:57	Twilight	46.000	103	38Zet Sgr	2.6000	9700.0	92	48785	No
89	GOM_NL__2PRFIN20110629_074143_000000453104_00064_48785_9487.N1	29-JUN-2011 07:41:43	Bright	44.500	155	41Pi Sgr	2.9000	6600.0	89	48785	No
90	GOM_NL__2PRFIN20110629_075006_000000383104_00064_48785_9488.N1	29-JUN-2011 07:50:06	Bright	37.500	126	60Bet Oph	2.7700	4250.0	75	48785	No
91	GOM_NL__2PRFIN20110629_075226_000000393104_00064_48785_9489.N1	29-JUN-2011 07:52:26	Bright	38.500	59	55Alp Oph	2.0800	8900.0	77	48785	No
92	GOM_NL__2PRFIN20110629_075420_000000463104_00064_48785_9490.N1	29-JUN-2011 07:54:20	Bright	46.000	168	17Zet Aql	2.9860	11000.	92	48785	No
93	GOM_NL__2PRFIN20110629_080119_000000453104_00064_48785_9491.N1	29-JUN-2011 08:01:19	Bright	45.000	5	3Alp Lyr	0.033000	11000.	90	48785	No
94	GOM_NL__2PRFIN20110629_080351_000000403104_00064_48785_9492.N1	29-JUN-2011 08:03:51	Bright	40.000	130	23Bet Dra	2.7990	5800.0	80	48785	No
95	GOM_NL__2PRFIN20110629_081249_000000463104_00064_48785_9493.N1	29-JUN-2011 08:12:49	Bright	45.500	89	5Alp Cep	2.4510	8000.0	91	48785	No
96	GOM_NL__2PRFIN20110629_082007_000000483104_00064_48785_9494.N1	29-JUN-2011 08:20:07	Bright	48.000	74	11Bet Cas	2.2680	6600.0	96	48785	No
97	GOM_NL__2PRFIN20110629_082147_000000503104_00064_48785_9495.N1	29-JUN-2011 08:21:47	Bright	50.000	68	18Alp Cas	2.2250	4500.0	100	48785	No
98	GOM_NL__2PRFIN20110629_082438_000000363104_00064_48785_9496.N1	29-JUN-2011 08:24:38	Bright	36.000	160	23Gam Per	2.9300	4700.0	72	48785	No
99	GOM_NL__2PRFIN20110629_082801_000000463104_00064_48785_9497.N1	29-JUN-2011 08:28:01	Bright	46.000	73	57Gam1And	2.2600	13100.	92	48785	No
100	GOM_NL__2PRFIN20110629_083037_000000503104_00064_48785_9498.N1	29-JUN-2011 08:30:37	Twilight	49.500	173	4Bet Tri	3.0040	8900.0	99	48785	No
101	GOM_NL__2PRFIN20110629_083447_000000573104_00064_48785_9499.N1	29-JUN-2011 08:34:47	Dark	57.000	50	13Alp Ari	2.0070	4250.0	114	48785	No

102	GOM_NL__2PRFIN20110629_083944_000000493104_00064_48785_9500.N1	29-JUN-2011 08:39:44	Dark	48.500	94	92Alp Cet	2.5260	3100.0	97	48785	No
103	GOM_NL__2PRFIN20110629_085849_000000533104_00065_48786_9752.N1	29-JUN-2011 08:58:49	Dark	52.500	84	Alp Phe	2.3970	4500.0	105	48786	No
104	GOM_NL__2PRFIN20110629_090517_000000653104_00065_48786_9753.N1	29-JUN-2011 09:05:17	Straylight	65.000	63	Bet Gru	2.1500	2800.0	130	48786	No
105	GOM_NL__2PRFIN20110629_090714_000000493104_00065_48786_9754.N1	29-JUN-2011 09:07:14	Straylight	49.000	31	Alp Gru	1.7340	15200.	98	48786	No
106	GOM_NL__2PRFIN20110629_090942_000000413104_00065_48786_9755.N1	29-JUN-2011 09:09:42	Straylight	40.500	45	Alp Pav	1.9400	26000.	81	48786	No
107	GOM_NL__2PRFIN20110629_091912_000000483104_00065_48786_9756.N1	29-JUN-2011 09:19:12	Twi_and_stray	47.500	103	38Zet Sgr	2.6000	9700.0	95	48786	No
108	GOM_NL__2PRFIN20110629_092158_000000463104_00065_48786_9757.N1	29-JUN-2011 09:21:58	Bright	45.500	155	41Pi Sgr	2.9000	6600.0	91	48786	No
109	GOM_NL__2PRFIN20110629_093020_000000383104_00065_48786_9758.N1	29-JUN-2011 09:30:20	Bright	37.500	126	60Bet Oph	2.7700	4250.0	75	48786	No
110	GOM_NL__2PRFIN20110629_093240_000000383104_00065_48786_9759.N1	29-JUN-2011 09:32:40	Bright	37.500	59	55Alp Oph	2.0800	8900.0	75	48786	No
111	GOM_NL__2PRFIN20110629_093434_000000503104_00065_48786_9760.N1	29-JUN-2011 09:34:34	Bright	50.000	168	17Zet Aql	2.9860	11000.	100	48786	No
112	GOM_NL__2PRFIN20110629_094132_000000443104_00065_48786_9761.N1	29-JUN-2011 09:41:32	Bright	44.000	5	3Alp Lyr	0.033000	11000.	88	48786	No
113	GOM_NL__2PRFIN20110629_094405_000000393104_00065_48786_9762.N1	29-JUN-2011 09:44:05	Bright	38.500	130	23Bet Dra	2.7990	5800.0	77	48786	No
114	GOM_NL__2PRFIN20110629_100020_000000473104_00065_48786_9763.N1	29-JUN-2011 10:00:20	Bright	46.500	74	11Bet Cas	2.2680	6600.0	93	48786	No
115	GOM_NL__2PRFIN20110629_100201_000000513104_00065_48786_9764.N1	29-JUN-2011 10:02:01	Bright	50.500	68	18Alp Cas	2.2250	4500.0	101	48786	No
116	GOM_NL__2PRFIN20110629_100452_000000373104_00065_48786_9765.N1	29-JUN-2011 10:04:52	Bright	36.500	160	23Gam Per	2.9300	4700.0	73	48786	No
117	GOM_NL__2PRFIN20110629_100815_000000483104_00065_48786_9766.N1	29-JUN-2011 10:08:15	Bright	47.500	73	57Gam1And	2.2600	13100.	95	48786	No
118	GOM_NL__2PRFIN20110629_101051_000000483104_00065_48786_9767.N1	29-JUN-2011 10:10:51	Twi_and_stray	48.000	173	4Bet Tri	3.0040	8900.0	96	48786	No
119	GOM_NL__2PRFIN20110629_101502_000000613104_00065_48786_9768.N1	29-JUN-2011 10:15:02	Dark	60.500	50	13Alp Ari	2.0070	4250.0	121	48786	No
120	GOM_NL__2PRFIN20110629_101959_000000473104_00065_48786_9769.N1	29-JUN-2011 10:19:59	Dark	46.500	94	92Alp Cet	2.5260	3100.0	93	48786	No
121	GOM_NL__2PRFIN20110629_103904_000000513104_00066_48787_9737.N1	29-JUN-2011 10:39:04	Dark	51.000	84	Alp Phe	2.3970	4500.0	102	48787	No
122	GOM_NL__2PRFIN20110629_104532_000000693104_00066_48787_9738.N1	29-JUN-2011 10:45:32	Straylight	69.000	63	Bet Gru	2.1500	2800.0	138	48787	No
123	GOM_NL__2PRFIN20110629_104729_000000513104_00066_48787_9739.N1	29-JUN-2011 10:47:29	Straylight	50.500	31	Alp Gru	1.7340	15200.	101	48787	No
124	GOM_NL__2PRFIN20110629_104956_000000453104_00066_48787_9740.N1	29-JUN-2011 10:49:56	Straylight	44.500	45	Alp Pav	1.9400	26000.	89	48787	No
125	GOM_NL__2PRFIN20110629_105926_000000463104_00066_48787_9741.N1	29-JUN-2011 10:59:26	Twi_and_stray	46.000	103	38Zet Sgr	2.6000	9700.0	92	48787	No
126	GOM_NL__2PRFIN20110629_110212_000000463104_00066_48787_9742.N1	29-JUN-2011 11:02:12	Bright	45.500	155	41Pi Sgr	2.9000	6600.0	91	48787	No
127	GOM_NL__2PRFIN20110629_111034_000000393104_00066_48787_9743.N1	29-JUN-2011 11:10:34	Bright	38.500	126	60Bet Oph	2.7700	4250.0	77	48787	No
128	GOM_NL__2PRFIN20110629_111253_000000373104_00066_48787_9744.N1	29-JUN-2011 11:12:53	Bright	37.000	59	55Alp Oph	2.0800	8900.0	74	48787	No
129	GOM_NL__2PRFIN20110629_111447_000000513104_00066_48787_9745.N1	29-JUN-2011 11:14:47	Bright	51.000	168	17Zet Aql	2.9860	11000.	102	48787	No
130	GOM_NL__2PRFIN20110629_112146_000000493104_00066_48787_9746.N1	29-JUN-2011 11:21:46	Bright	48.500	5	3Alp Lyr	0.033000	11000.	97	48787	No
131	GOM_NL__2PRFIN20110629_112419_000000403104_00066_48787_9747.N1	29-JUN-2011 11:24:19	Bright	39.500	130	23Bet Dra	2.7990	5800.0	79	48787	No
132	GOM_NL__2PRFIN20110629_114033_000000483104_00066_48787_9748.N1	29-JUN-2011 11:40:33	Bright	48.000	74	11Bet Cas	2.2680	6600.0	96	48787	No
133	GOM_NL__2PRFIN20110629_114214_000000473104_00066_48787_9749.N1	29-JUN-2011 11:42:14	Bright	46.500	68	18Alp Cas	2.2250	4500.0	93	48787	No
134	GOM_NL__2PRFIN20110629_114506_000000563104_00066_48787_9750.N1	29-JUN-2011 11:45:06	Bright	56.000	160	23Gam Per	2.9300	4700.0	112	48787	No
135	GOM_NL__2PRFIN20110629_114829_000000483104_00066_48787_9751.N1	29-JUN-2011 11:48:29	Bright	48.000	73	57Gam1And	2.2600	13100.	96	48787	No
136	GOM_NL__2PRFIN20110629_115105_000000493104_00066_48787_9752.N1	29-JUN-2011 11:51:05	Twi_and_stray	49.000	173	4Bet Tri	3.0040	8900.0	98	48787	No
137	GOM_NL__2PRFIN20110629_115516_000000563104_00066_48787_9753.N1	29-JUN-2011 11:55:16	Dark	56.000	50	13Alp Ari	2.0070	4250.0	112	48787	No
138	GOM_NL__2PRFIN20110629_120013_000000473104_00066_48787_9754.N1	29-JUN-2011 12:00:13	Dark	47.000	94	92Alp Cet	2.5260	3100.0	94	48787	No
139	GOM_NL__2PRFIN20110629_121919_000000523104_00067_48788_9748.N1	29-JUN-2011 12:19:19	Dark	51.500	84	Alp Phe	2.3970	4500.0	103	48788	No
140	GOM_NL__2PRFIN20110629_122547_000000533104_00067_48788_9749.N1	29-JUN-2011 12:25:47	Straylight	52.500	63	Bet Gru	2.1500	2800.0	105	48788	No
141	GOM_NL__2PRFIN20110629_122744_000000503104_00067_48788_9750.N1	29-JUN-2011 12:27:44	Straylight	50.000	31	Alp Gru	1.7340	15200.	100	48788	No
142	GOM_NL__2PRFIN20110629_123011_000000453104_00067_48788_9751.N1	29-JUN-2011 12:30:11	Straylight	45.000	45	Alp Pav	1.9400	26000.	90	48788	No
143	GOM_NL__2PRFIN20110629_123940_000000453104_00067_48788_9752.N1	29-JUN-2011 12:39:40	Twi_and_stray	45.000	103	38Zet Sgr	2.6000	9700.0	90	48788	No
144	GOM_NL__2PRFIN20110629_124226_000000453104_00067_48788_9753.N1	29-JUN-2011 12:42:26	Bright	45.000	155	41Pi Sgr	2.9000	6600.0	90	48788	No
145	GOM_NL__2PRFIN20110629_125048_000000393104_00067_48788_9754.N1	29-JUN-2011 12:50:48	Bright	38.500	126	60Bet Oph	2.7700	4250.0	77	48788	No
146	GOM_NL__2PRFIN20110629_125307_000000363104_00067_48788_9755.N1	29-JUN-2011 12:53:07	Bright	36.000	59	55Alp Oph	2.0800	8900.0	72	48788	No
147	GOM_NL__2PRFIN20110629_125501_000000493104_00067_48788_9756.N1	29-JUN-2011 12:55:01	Bright	48.500	168	17Zet Aql	2.9860	11000.	97	48788	No
148	GOM_NL__2PRFIN20110629_130159_000000473104_00067_48788_9757.N1	29-JUN-2011 13:01:59	Bright	46.500	5	3Alp Lyr	0.033000	11000.	93	48788	No
149	GOM_NL__2PRFIN20110629_130433_000000393104_00067_48788_9758.N1	29-JUN-2011 13:04:33	Bright	39.000	130	23Bet Dra	2.7990	5800.0	78	48788	No
150	GOM_NL__2PRFIN20110629_130632_000000333104_00067_48788_9759.N1	29-JUN-2011 13:06:32	Twi_and_stray	33.000	144	18Del Cyg	2.8600	11000.	66	48788	No
151	GOM_NL__2PRFIN20110629_132047_000000703104_00067_48788_9760.N1	29-JUN-2011 13:20:47	Bright	70.000	74	11Bet Cas	2.2680	6600.0	140	48788	No
152	GOM_NL__2PRFIN20110629_132228_000000503104_00067_48788_9761.N1	29-JUN-2011 13:22:28	Bright	49.500	68	18Alp Cas	2.2250	4500.0	99	48788	No
153	GOM_NL__2PRFIN20110629_132520_000000363104_00067_48788_9762.N1	29-JUN-2011 13:25:20	Bright	35.500	160	23Gam Per	2.9300	4700.0	71	48788	No
154	GOM_NL__2PRFIN20110629_132843_000000573104_00067_48788_9763.N1	29-JUN-2011 13:28:43	Bright	56.500	73	57Gam1And	2.2600	13100.	113	48788	No
155	GOM_NL__2PRFIN20110629_133119_000000513104_00067_48788_9764.N1	29-JUN-2011 13:31:19	Twi_and_stray	50.500	173	4Bet Tri	3.0040	8900.0	101	48788	No
156	GOM_NL__2PRFIN20110629_133530_000000553104_00067_48788_9765.N1	29-JUN-2011 13:35:30	Dark	55.000	50	13Alp Ari	2.0070	4250.0	110	48788	No
157	GOM_NL__2PRFIN20110629_134027_000000483104_00067_48788_9766.N1	29-JUN-2011 13:40:27	Dark	47.500	94	92Alp Cet	2.5260	3100.0	95	48788	No
158	GOM_NL__2PRFIN20110629_135934_000000593104_00068_48789_9720.N1	29-JUN-2011 13:59:34	Dark	59.000	84	Alp Phe	2.3970	4500.0	118	48789	No
159	GOM_NL__2PRFIN20110629_140602_000000513104_00068_48789_9721.N1	29-JUN-2011 14:06:02	Straylight	50.500	63	Bet Gru	2.1500	2800.0	101	48789	No
160	GOM_NL__2PRFIN20110629_140759_000000503104_00068_48789_9722.N1	29-JUN-2011 14:07:59	Straylight	50.000	31	Alp Gru	1.7340	15200.	100	48789	No

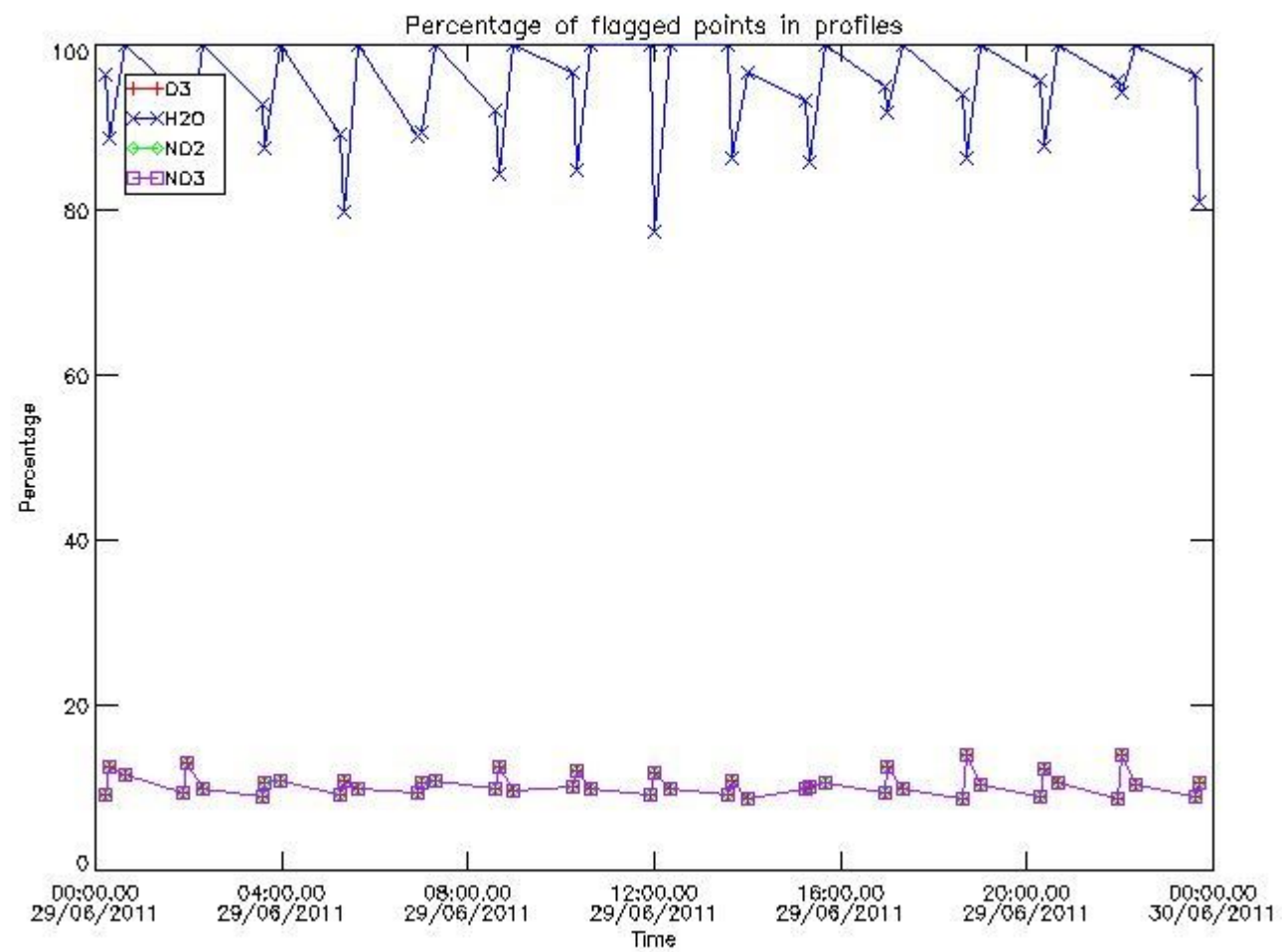
161	GOM_NL__2PRFIN20110629_141025_000000413104_00068_48789_9723.N1	29-JUN-2011 14:10:25	Straylight	41.000	45	Alp Pav	1.9400	26000.	82	48789	No
162	GOM_NL__2PRFIN20110629_141954_000000463104_00068_48789_9724.N1	29-JUN-2011 14:19:54	Tw_i_and_stray	46.000	103	38Zet Sgr	2.6000	9700.0	92	48789	No
163	GOM_NL__2PRFIN20110629_142240_000000453104_00068_48789_9725.N1	29-JUN-2011 14:22:40	Bright	44.500	155	41Pi Sgr	2.9000	6600.0	89	48789	No
164	GOM_NL__2PRFIN20110629_143102_000000393104_00068_48789_9726.N1	29-JUN-2011 14:31:02	Bright	39.000	126	60Bet Oph	2.7700	4250.0	78	48789	No
165	GOM_NL__2PRFIN20110629_143321_000000403104_00068_48789_9727.N1	29-JUN-2011 14:33:21	Bright	39.500	59	55Alp Oph	2.0800	8900.0	79	48789	No
166	GOM_NL__2PRFIN20110629_143514_000000513104_00068_48789_9728.N1	29-JUN-2011 14:35:14	Bright	50.500	168	17Zet Aql	2.9860	11000.	101	48789	No
167	GOM_NL__2PRFIN20110629_144213_000000453104_00068_48789_9729.N1	29-JUN-2011 14:42:13	Bright	44.500	5	3Alp Lyr	0.033000	11000.	89	48789	No
168	GOM_NL__2PRFIN20110629_144447_000000353104_00068_48789_9730.N1	29-JUN-2011 14:44:47	Bright	35.000	130	23Bet Dra	2.7990	5800.0	70	48789	No
169	GOM_NL__2PRFIN20110629_144645_000000333104_00068_48789_9731.N1	29-JUN-2011 14:46:45	Tw_i_and_stray	33.000	144	18Del Cyg	2.8600	11000.	66	48789	No
170	GOM_NL__2PRFIN20110629_145343_000000473104_00068_48789_9732.N1	29-JUN-2011 14:53:43	Bright	47.000	89	5Alp Cep	2.4510	8000.0	94	48789	No
171	GOM_NL__2PRFIN20110629_150101_000000483104_00068_48789_9733.N1	29-JUN-2011 15:01:01	Bright	48.000	74	11Bet Cas	2.2680	6600.0	96	48789	No
172	GOM_NL__2PRFIN20110629_150241_000000473104_00068_48789_9734.N1	29-JUN-2011 15:02:41	Bright	47.000	68	18Alp Cas	2.2250	4500.0	94	48789	No
173	GOM_NL__2PRFIN20110629_150534_000000363104_00068_48789_9735.N1	29-JUN-2011 15:05:34	Bright	36.000	160	23Gam Per	2.9300	4700.0	72	48789	No
174	GOM_NL__2PRFIN20110629_150857_000000463104_00068_48789_9736.N1	29-JUN-2011 15:08:57	Bright	46.000	73	57Gam1And	2.2600	13100.	92	48789	No
175	GOM_NL__2PRFIN20110629_151133_000000483104_00068_48789_9737.N1	29-JUN-2011 15:11:33	Tw_i_and_stray	47.500	173	4Bet Tri	3.0040	8900.0	95	48789	No
176	GOM_NL__2PRFIN20110629_151544_000000523104_00068_48789_9738.N1	29-JUN-2011 15:15:44	Dark	52.000	50	13Alp Ari	2.0070	4250.0	104	48789	No
177	GOM_NL__2PRFIN20110629_152042_000000503104_00068_48789_9739.N1	29-JUN-2011 15:20:42	Dark	50.000	94	92Alp Cet	2.5260	3100.0	100	48789	No
178	GOM_NL__2PRFIN20110629_153949_000000493104_00069_48790_9715.N1	29-JUN-2011 15:39:49	Dark	48.500	84	Alp Phe	2.3970	4500.0	97	48790	No
179	GOM_NL__2PRFIN20110629_154617_000000513104_00069_48790_9716.N1	29-JUN-2011 15:46:17	Straylight	51.000	63	Bet Gru	2.1500	2800.0	102	48790	No
180	GOM_NL__2PRFIN20110629_154813_000000513104_00069_48790_9717.N1	29-JUN-2011 15:48:13	Straylight	51.000	31	Alp Gru	1.7340	15200.	102	48790	No
181	GOM_NL__2PRFIN20110629_155040_000000413104_00069_48790_9718.N1	29-JUN-2011 15:50:40	Straylight	41.000	45	Alp Pav	1.9400	26000.	82	48790	No
182	GOM_NL__2PRFIN20110629_160008_000000473104_00069_48790_9719.N1	29-JUN-2011 16:00:08	Tw_i_and_stray	46.500	103	38Zet Sgr	2.6000	9700.0	93	48790	No
183	GOM_NL__2PRFIN20110629_160254_000000463104_00069_48790_9720.N1	29-JUN-2011 16:02:54	Bright	46.000	155	41Pi Sgr	2.9000	6600.0	92	48790	No
184	GOM_NL__2PRFIN20110629_161116_000000393104_00069_48790_9721.N1	29-JUN-2011 16:11:16	Bright	38.500	126	60Bet Oph	2.7700	4250.0	77	48790	No
185	GOM_NL__2PRFIN20110629_161335_000000373104_00069_48790_9722.N1	29-JUN-2011 16:13:35	Bright	37.000	59	55Alp Oph	2.0800	8900.0	74	48790	No
186	GOM_NL__2PRFIN20110629_161528_000000483104_00069_48790_9723.N1	29-JUN-2011 16:15:28	Bright	48.000	168	17Zet Aql	2.9860	11000.	96	48790	No
187	GOM_NL__2PRFIN20110629_162226_000000483104_00069_48790_9724.N1	29-JUN-2011 16:22:26	Bright	47.500	5	3Alp Lyr	0.033000	11000.	95	48790	No
188	GOM_NL__2PRFIN20110629_162501_000000403104_00069_48790_9725.N1	29-JUN-2011 16:25:01	Bright	39.500	130	23Bet Dra	2.7990	5800.0	79	48790	No
189	GOM_NL__2PRFIN20110629_162658_000000383104_00069_48790_9726.N1	29-JUN-2011 16:26:58	Bright	38.000	144	18Del Cyg	2.8600	11000.	76	48790	No
190	GOM_NL__2PRFIN20110629_163356_000000473104_00069_48790_9727.N1	29-JUN-2011 16:33:56	Bright	46.500	89	5Alp Cep	2.4510	8000.0	93	48790	No
191	GOM_NL__2PRFIN20110629_164114_000000493104_00069_48790_9728.N1	29-JUN-2011 16:41:14	Bright	48.500	74	11Bet Cas	2.2680	6600.0	97	48790	No
192	GOM_NL__2PRFIN20110629_164255_000000503104_00069_48790_9729.N1	29-JUN-2011 16:42:55	Bright	50.000	68	18Alp Cas	2.2250	4500.0	100	48790	No
193	GOM_NL__2PRFIN20110629_164548_000000373104_00069_48790_9730.N1	29-JUN-2011 16:45:48	Bright	36.500	160	23Gam Per	2.9300	4700.0	73	48790	No
194	GOM_NL__2PRFIN20110629_164911_000000483104_00069_48790_9731.N1	29-JUN-2011 16:49:11	Bright	47.500	73	57Gam1And	2.2600	13100.	95	48790	No
195	GOM_NL__2PRFIN20110629_165147_000000483104_00069_48790_9732.N1	29-JUN-2011 16:51:47	Tw_i_and_stray	48.000	173	4Bet Tri	3.0040	8900.0	96	48790	No
196	GOM_NL__2PRFIN20110629_165559_000000593104_00069_48790_9733.N1	29-JUN-2011 16:55:59	Dark	59.000	50	13Alp Ari	2.0070	4250.0	118	48790	No
197	GOM_NL__2PRFIN20110629_170056_000000493104_00069_48790_9734.N1	29-JUN-2011 17:00:56	Dark	49.000	94	92Alp Cet	2.5260	3100.0	98	48790	No
198	GOM_NL__2PRFIN20110629_172004_000000523104_00070_48791_0971.N1	29-JUN-2011 17:20:04	Dark	51.500	84	Alp Phe	2.3970	4500.0	103	48791	No
199	GOM_NL__2PRFIN20110629_172632_000000503104_00070_48791_0972.N1	29-JUN-2011 17:26:32	Straylight	50.000	63	Bet Gru	2.1500	2800.0	100	48791	No
200	GOM_NL__2PRFIN20110629_172828_000000483104_00070_48791_0973.N1	29-JUN-2011 17:28:28	Straylight	48.000	31	Alp Gru	1.7340	15200.	96	48791	No
201	GOM_NL__2PRFIN20110629_173054_000000413104_00070_48791_0974.N1	29-JUN-2011 17:30:54	Straylight	40.500	45	Alp Pav	1.9400	26000.	81	48791	No
202	GOM_NL__2PRFIN20110629_174023_000000483104_00070_48791_0975.N1	29-JUN-2011 17:40:23	Tw_i_and_stray	48.000	103	38Zet Sgr	2.6000	9700.0	96	48791	No
203	GOM_NL__2PRFIN20110629_174308_000000453104_00070_48791_0976.N1	29-JUN-2011 17:43:08	Bright	45.000	155	41Pi Sgr	2.9000	6600.0	90	48791	No
204	GOM_NL__2PRFIN20110629_175130_000000393104_00070_48791_0977.N1	29-JUN-2011 17:51:30	Bright	38.500	126	60Bet Oph	2.7700	4250.0	77	48791	No
205	GOM_NL__2PRFIN20110629_175349_000000383104_00070_48791_0978.N1	29-JUN-2011 17:53:49	Bright	38.000	59	55Alp Oph	2.0800	8900.0	76	48791	No
206	GOM_NL__2PRFIN20110629_175542_000000673104_00070_48791_0979.N1	29-JUN-2011 17:55:42	Bright	67.000	168	17Zet Aql	2.9860	11000.	134	48791	No
207	GOM_NL__2PRFIN20110629_180240_000000473104_00070_48791_0980.N1	29-JUN-2011 18:02:40	Bright	46.500	5	3Alp Lyr	0.033000	11000.	93	48791	No
208	GOM_NL__2PRFIN20110629_180514_000000383104_00070_48791_0981.N1	29-JUN-2011 18:05:14	Bright	37.500	130	23Bet Dra	2.7990	5800.0	75	48791	No
209	GOM_NL__2PRFIN20110629_180711_000000383104_00070_48791_0982.N1	29-JUN-2011 18:07:11	Bright	38.000	144	18Del Cyg	2.8600	11000.	76	48791	No
210	GOM_NL__2PRFIN20110629_181409_000000463104_00070_48791_0983.N1	29-JUN-2011 18:14:09	Bright	46.000	89	5Alp Cep	2.4510	8000.0	92	48791	No
211	GOM_NL__2PRFIN20110629_182127_000000503104_00070_48791_0984.N1	29-JUN-2011 18:21:27	Bright	49.500	74	11Bet Cas	2.2680	6600.0	99	48791	No
212	GOM_NL__2PRFIN20110629_182308_000000503104_00070_48791_0985.N1	29-JUN-2011 18:23:08	Bright	50.000	68	18Alp Cas	2.2250	4500.0	100	48791	No
213	GOM_NL__2PRFIN20110629_182602_000000513104_00070_48791_0986.N1	29-JUN-2011 18:26:02	Bright	51.000	160	23Gam Per	2.9300	4700.0	102	48791	No
214	GOM_NL__2PRFIN20110629_182925_000000473104_00070_48791_0987.N1	29-JUN-2011 18:29:25	Bright	46.500	73	57Gam1And	2.2600	13100.	93	48791	No
215	GOM_NL__2PRFIN20110629_183201_000000503104_00070_48791_0988.N1	29-JUN-2011 18:32:01	Tw_i_and_stray	50.000	173	4Bet Tri	3.0040	8900.0	100	48791	No
216	GOM_NL__2PRFIN20110629_183613_000000583104_00070_48791_0989.N1	29-JUN-2011 18:36:13	Dark	58.000	50	13Alp Ari	2.0070	4250.0	116	48791	No
217	GOM_NL__2PRFIN20110629_184111_000000483104_00070_48791_0990.N1	29-JUN-2011 18:41:11	Dark	47.500	94	92Alp Cet	2.5260	3100.0	95	48791	No
218	GOM_NL__2PRFIN20110629_190019_000000503104_00071_48792_0971.N1	29-JUN-2011 19:00:19	Dark	49.500	84	Alp Phe	2.3970	4500.0	99	48792	No
219	GOM_NL__2PRFIN20110629_190647_000000533104_00071_48792_0972.N1	29-JUN-2011 19:06:47	Straylight	52.500	63	Bet Gru	2.1500	2800.0	105	48792	No

220	GOM_NL__2PRFIN20110629_190843_000000503104_00071_48792_0973.N1	29-JUN-2011 19:08:43	Straylight	50.000	31	Alp Gru	1.7340	15200.	100	48792	No
221	GOM_NL__2PRFIN20110629_191109_000000413104_00071_48792_0974.N1	29-JUN-2011 19:11:09	Straylight	41.000	45	Alp Pav	1.9400	26000.	82	48792	No
222	GOM_NL__2PRFIN20110629_192037_000000463104_00071_48792_0975.N1	29-JUN-2011 19:20:37	Twi_and_stray	46.000	103	38Zet Sgr	2.6000	9700.0	92	48792	No
223	GOM_NL__2PRFIN20110629_192323_000000463104_00071_48792_0976.N1	29-JUN-2011 19:23:23	Bright	45.500	155	41Pi Sgr	2.9000	6600.0	91	48792	No
224	GOM_NL__2PRFIN20110629_193144_000000393104_00071_48792_0977.N1	29-JUN-2011 19:31:44	Bright	38.500	126	60Bet Oph	2.7700	4250.0	77	48792	No
225	GOM_NL__2PRFIN20110629_193403_000000373104_00071_48792_0978.N1	29-JUN-2011 19:34:03	Bright	37.000	59	55Alp Oph	2.0800	8900.0	74	48792	No
226	GOM_NL__2PRFIN20110629_193555_000000483104_00071_48792_0979.N1	29-JUN-2011 19:35:55	Bright	48.000	168	17Zet Aql	2.9860	11000.	96	48792	No
227	GOM_NL__2PRFIN20110629_194253_000000433104_00071_48792_0980.N1	29-JUN-2011 19:42:53	Bright	43.000	5	3Alp Lyr	0.033000	11000.	86	48792	No
228	GOM_NL__2PRFIN20110629_194528_000000373104_00071_48792_0981.N1	29-JUN-2011 19:45:28	Bright	37.000	130	23Bet Dra	2.7990	5800.0	74	48792	No
229	GOM_NL__2PRFIN20110629_194724_000000423104_00071_48792_0982.N1	29-JUN-2011 19:47:24	Bright	42.000	144	18Del Cyg	2.8600	11000.	84	48792	No
230	GOM_NL__2PRFIN20110629_195423_000000473104_00071_48792_0983.N1	29-JUN-2011 19:54:23	Bright	47.000	89	5Alp Cep	2.4510	8000.0	94	48792	No
231	GOM_NL__2PRFIN20110629_200141_000000703104_00071_48792_0984.N1	29-JUN-2011 20:01:41	Bright	70.000	74	11Bet Cas	2.2680	6600.0	140	48792	No
232	GOM_NL__2PRFIN20110629_200322_000000483104_00071_48792_0985.N1	29-JUN-2011 20:03:22	Bright	47.500	68	18Alp Cas	2.2250	4500.0	95	48792	No
233	GOM_NL__2PRFIN20110629_200616_000000563104_00071_48792_0986.N1	29-JUN-2011 20:06:16	Bright	56.000	160	23Gam Per	2.9300	4700.0	112	48792	No
234	GOM_NL__2PRFIN20110629_200938_000000483104_00071_48792_0987.N1	29-JUN-2011 20:09:38	Bright	48.000	73	57Gam1And	2.2600	13100.	96	48792	No
235	GOM_NL__2PRFIN20110629_201215_000000503104_00071_48792_0988.N1	29-JUN-2011 20:12:15	Twi_and_stray	50.000	173	4Bet Tri	3.0040	8900.0	100	48792	No
236	GOM_NL__2PRFIN20110629_201627_000000573104_00071_48792_0989.N1	29-JUN-2011 20:16:27	Dark	57.000	50	13Alp Ari	2.0070	4250.0	114	48792	No
237	GOM_NL__2PRFIN20110629_202125_000000423104_00071_48792_0990.N1	29-JUN-2011 20:21:25	Dark	41.500	94	92Alp Cet	2.5260	3100.0	83	48792	No
238	GOM_NL__2PRFIN20110629_204034_000000493104_00072_48793_0971.N1	29-JUN-2011 20:40:34	Dark	48.500	84	Alp Phe	2.3970	4500.0	97	48793	No
239	GOM_NL__2PRFIN20110629_204702_000000523104_00072_48793_0972.N1	29-JUN-2011 20:47:02	Straylight	51.500	63	Bet Gru	2.1500	2800.0	103	48793	No
240	GOM_NL__2PRFIN20110629_204858_000000483104_00072_48793_0973.N1	29-JUN-2011 20:48:58	Straylight	47.500	31	Alp Gru	1.7340	15200.	95	48793	No
241	GOM_NL__2PRFIN20110629_205123_000000413104_00072_48793_0974.N1	29-JUN-2011 20:51:23	Straylight	40.500	45	Alp Pav	1.9400	26000.	81	48793	No
242	GOM_NL__2PRFIN20110629_210051_000000483104_00072_48793_0975.N1	29-JUN-2011 21:00:51	Twi_and_stray	47.500	103	38Zet Sgr	2.6000	9700.0	95	48793	No
243	GOM_NL__2PRFIN20110629_210337_000000463104_00072_48793_0976.N1	29-JUN-2011 21:03:37	Bright	46.000	155	41Pi Sgr	2.9000	6600.0	92	48793	No
244	GOM_NL__2PRFIN20110629_211158_000000383104_00072_48793_0977.N1	29-JUN-2011 21:11:58	Bright	38.000	126	60Bet Oph	2.7700	4250.0	76	48793	No
245	GOM_NL__2PRFIN20110629_211417_000000373104_00072_48793_0978.N1	29-JUN-2011 21:14:17	Bright	37.000	59	55Alp Oph	2.0800	8900.0	74	48793	No
246	GOM_NL__2PRFIN20110629_211608_000000503104_00072_48793_0979.N1	29-JUN-2011 21:16:08	Bright	50.000	168	17Zet Aql	2.9860	11000.	100	48793	No
247	GOM_NL__2PRFIN20110629_212307_000000423104_00072_48793_0980.N1	29-JUN-2011 21:23:07	Bright	42.000	5	3Alp Lyr	0.033000	11000.	84	48793	No
248	GOM_NL__2PRFIN20110629_212542_000000403104_00072_48793_0981.N1	29-JUN-2011 21:25:42	Bright	39.500	130	23Bet Dra	2.7990	5800.0	79	48793	No
249	GOM_NL__2PRFIN20110629_212737_000000423104_00072_48793_0982.N1	29-JUN-2011 21:27:37	Bright	42.000	144	18Del Cyg	2.8600	11000.	84	48793	No
250	GOM_NL__2PRFIN20110629_213436_000000453104_00072_48793_0983.N1	29-JUN-2011 21:34:36	Bright	45.000	89	5Alp Cep	2.4510	8000.0	90	48793	No
251	GOM_NL__2PRFIN20110629_214154_000000683104_00072_48793_0984.N1	29-JUN-2011 21:41:54	Bright	68.000	74	11Bet Cas	2.2680	6600.0	136	48793	No
252	GOM_NL__2PRFIN20110629_214335_000000493104_00072_48793_0985.N1	29-JUN-2011 21:43:35	Bright	48.500	68	18Alp Cas	2.2250	4500.0	97	48793	No
253	GOM_NL__2PRFIN20110629_214630_000000563104_00072_48793_0986.N1	29-JUN-2011 21:46:30	Bright	56.000	160	23Gam Per	2.9300	4700.0	112	48793	No
254	GOM_NL__2PRFIN20110629_214952_000000503104_00072_48793_0987.N1	29-JUN-2011 21:49:52	Bright	49.500	73	57Gam1And	2.2600	13100.	99	48793	No
255	GOM_NL__2PRFIN20110629_215229_000000503104_00072_48793_0988.N1	29-JUN-2011 21:52:29	Twi_and_stray	49.500	173	4Bet Tri	3.0040	8900.0	99	48793	No
256	GOM_NL__2PRFIN20110629_215642_000000593104_00072_48793_0989.N1	29-JUN-2011 21:56:42	Dark	58.500	50	13Alp Ari	2.0070	4250.0	117	48793	No
257	GOM_NL__2PRFIN20110629_220140_000000443104_00072_48793_0990.N1	29-JUN-2011 22:01:40	Dark	43.500	94	92Alp Cet	2.5260	3100.0	87	48793	No
258	GOM_NL__2PRFIN20110629_222049_000000493104_00073_48794_0971.N1	29-JUN-2011 22:20:49	Dark	49.000	84	Alp Phe	2.3970	4500.0	98	48794	No
259	GOM_NL__2PRFIN20110629_222717_000000513104_00073_48794_0972.N1	29-JUN-2011 22:27:17	Straylight	50.500	63	Bet Gru	2.1500	2800.0	101	48794	No
260	GOM_NL__2PRFIN20110629_222913_000000493104_00073_48794_0973.N1	29-JUN-2011 22:29:13	Straylight	49.000	31	Alp Gru	1.7340	15200.	98	48794	No
261	GOM_NL__2PRFIN20110629_223137_000000423104_00073_48794_0974.N1	29-JUN-2011 22:31:37	Straylight	42.000	45	Alp Pav	1.9400	26000.	84	48794	No
262	GOM_NL__2PRFIN20110629_224106_000000473104_00073_48794_0975.N1	29-JUN-2011 22:41:06	Twi_and_stray	47.000	103	38Zet Sgr	2.6000	9700.0	94	48794	No
263	GOM_NL__2PRFIN20110629_224351_000000453104_00073_48794_0976.N1	29-JUN-2011 22:43:51	Bright	45.000	155	41Pi Sgr	2.9000	6600.0	90	48794	No
264	GOM_NL__2PRFIN20110629_225211_000000383104_00073_48794_0977.N1	29-JUN-2011 22:52:11	Bright	38.000	126	60Bet Oph	2.7700	4250.0	76	48794	No
265	GOM_NL__2PRFIN20110629_225431_000000373104_00073_48794_0978.N1	29-JUN-2011 22:54:31	Bright	37.000	59	55Alp Oph	2.0800	8900.0	74	48794	No
266	GOM_NL__2PRFIN20110629_225622_000000473104_00073_48794_0979.N1	29-JUN-2011 22:56:22	Bright	47.000	168	17Zet Aql	2.9860	11000.	94	48794	No
267	GOM_NL__2PRFIN20110629_230320_000000413104_00073_48794_0980.N1	29-JUN-2011 23:03:20	Bright	40.500	5	3Alp Lyr	0.033000	11000.	81	48794	No
268	GOM_NL__2PRFIN20110629_230556_000000383104_00073_48794_0981.N1	29-JUN-2011 23:05:56	Bright	37.500	130	23Bet Dra	2.7990	5800.0	75	48794	No
269	GOM_NL__2PRFIN20110629_230750_000000473104_00073_48794_0982.N1	29-JUN-2011 23:07:50	Bright	47.000	144	18Del Cyg	2.8600	11000.	94	48794	No
270	GOM_NL__2PRFIN20110629_231449_000000473104_00073_48794_0983.N1	29-JUN-2011 23:14:49	Bright	46.500	89	5Alp Cep	2.4510	8000.0	93	48794	No
271	GOM_NL__2PRFIN20110629_232349_000000503104_00073_48794_0984.N1	29-JUN-2011 23:23:49	Bright	49.500	68	18Alp Cas	2.2250	4500.0	99	48794	No
272	GOM_NL__2PRFIN20110629_232644_000000563104_00073_48794_0985.N1	29-JUN-2011 23:26:44	Bright	56.000	160	23Gam Per	2.9300	4700.0	112	48794	No
273	GOM_NL__2PRFIN20110629_233006_000000503104_00073_48794_0986.N1	29-JUN-2011 23:30:06	Bright	49.500	73	57Gam1And	2.2600	13100.	99	48794	No
274	GOM_NL__2PRFIN20110629_233243_000000493104_00073_48794_0987.N1	29-JUN-2011 23:32:43	Twi_and_stray	48.500	173	4Bet Tri	3.0040	8900.0	97	48794	No
275	GOM_NL__2PRFIN20110629_233656_000000573104_00073_48794_0988.N1	29-JUN-2011 23:36:56	Dark	57.000	50	13Alp Ari	2.0070	4250.0	114	48794	No
276	GOM_NL__2PRFIN20110629_234154_000000483104_00073_48794_0989.N1	29-JUN-2011 23:41:54	Dark	47.500	94	92Alp Cet	2.5260	3100.0	95	48794	No

3. Quality information per product

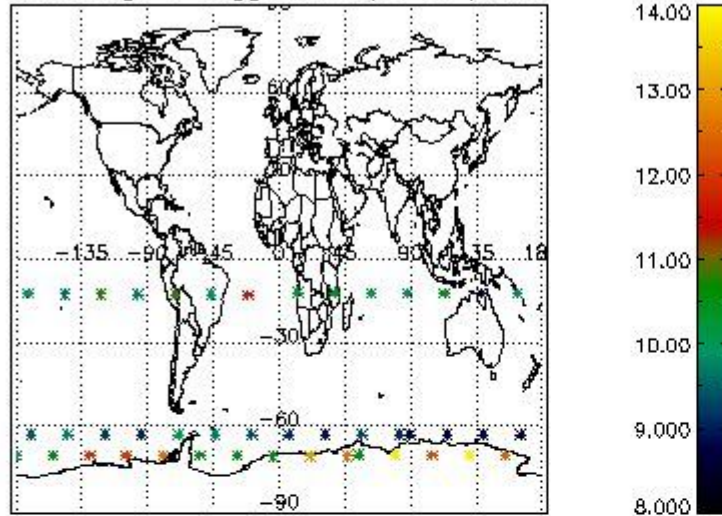
In this section it is plotted some information contained in the Quality Summary data set of the level 2 products. Only products in dark limb conditions and without errors (error flag in the MPH set to "0") are used.

3.1 Plot quality information per product (time dependant)

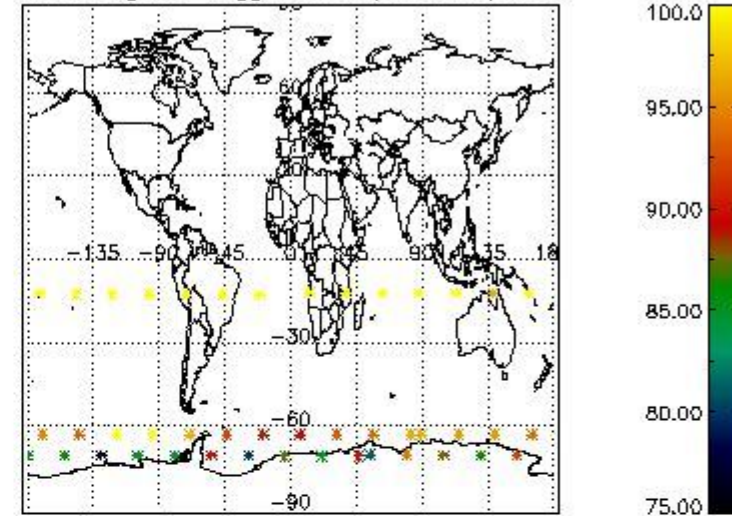


3.2 Plot quality information per product (world map)

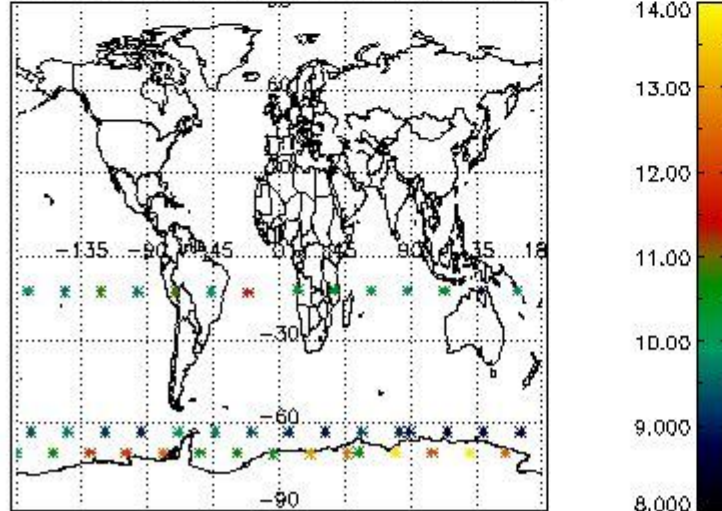
Percentage of flagged data per O3 profile



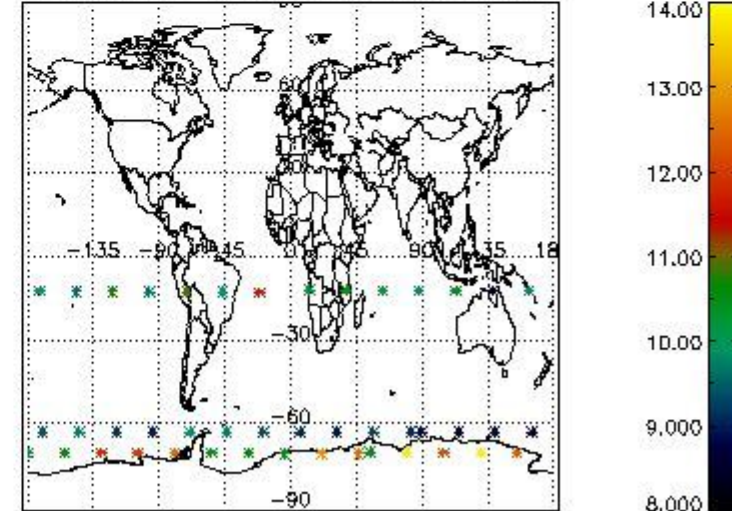
Percentage of flagged data per H2O profile



Percentage of flagged data per NO2 profile



Percentage of flagged data per NO3 profile

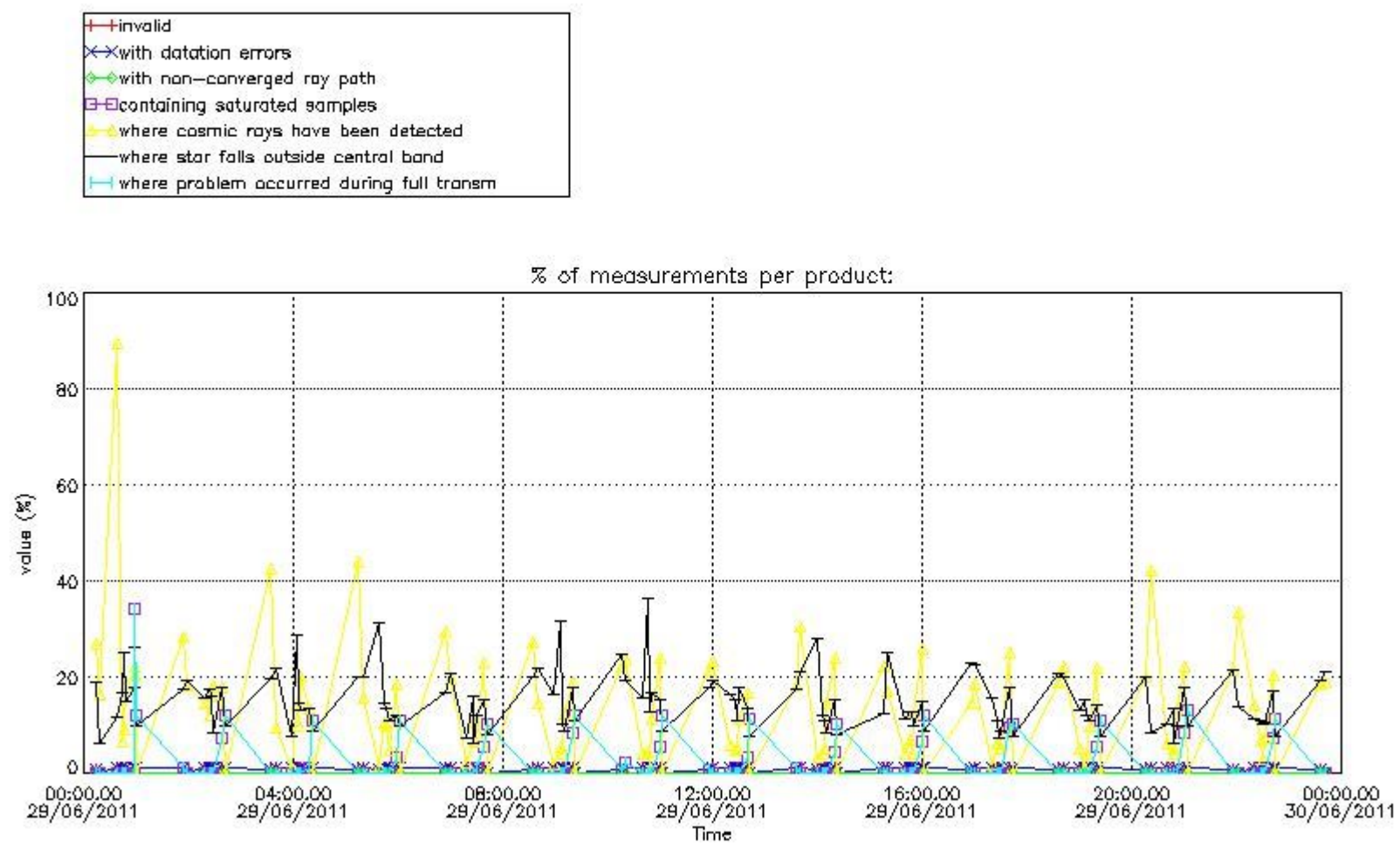


4. Level 1 quality information per product

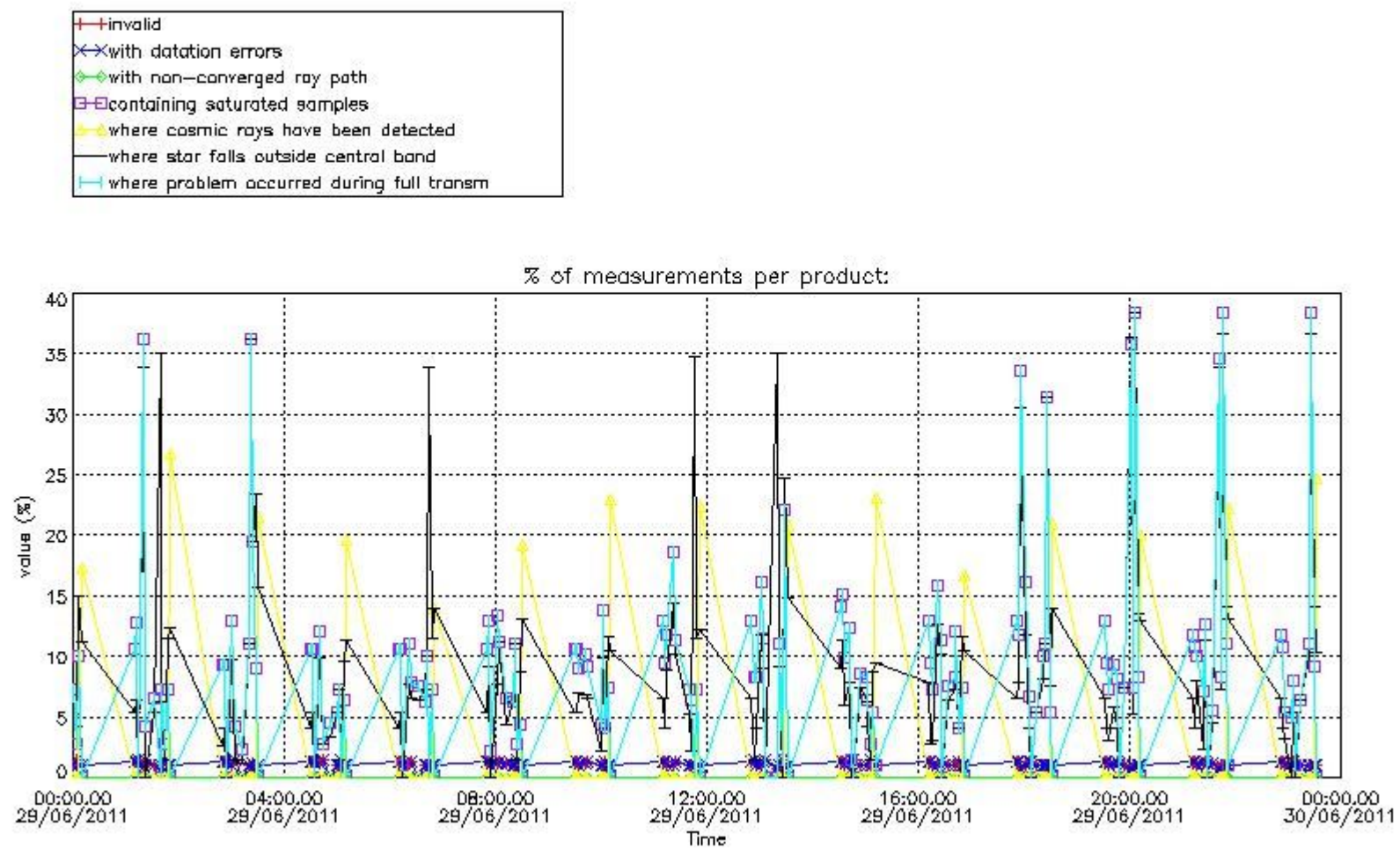
In this section it is plotted some information contained in the Quality Summary data set of the level 2 products that comes from the level 1b processing. Products without errors (error flag in the MPH set to "0") are used.

4.1 Plot quality information per product (time dependant) coming from level 1b processing

4.1.1 Plot level 1 quality information per product (time dependant): ENVISAT ASCENDING passes

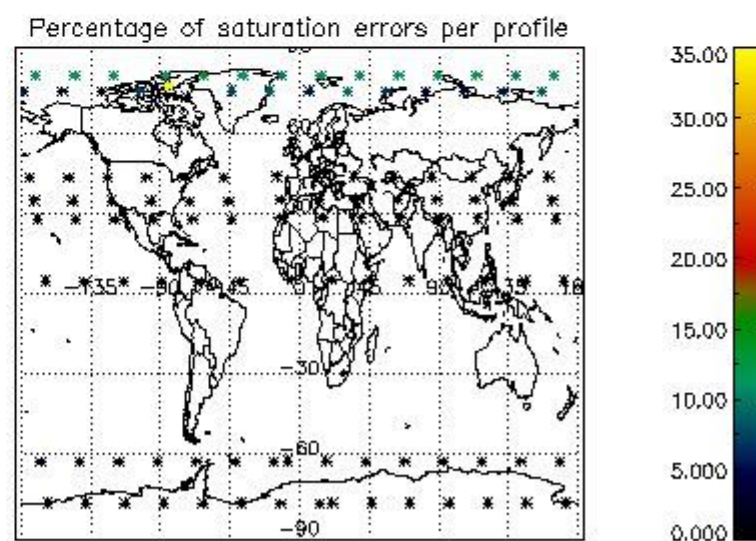
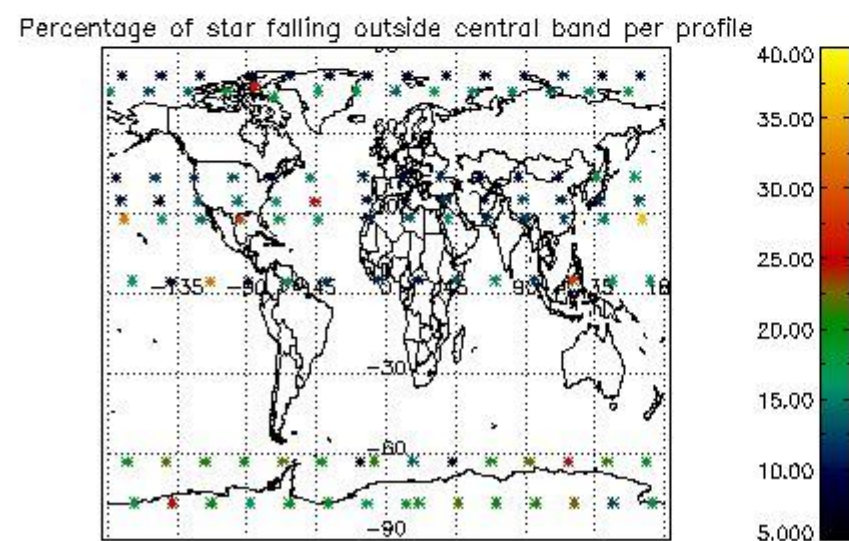
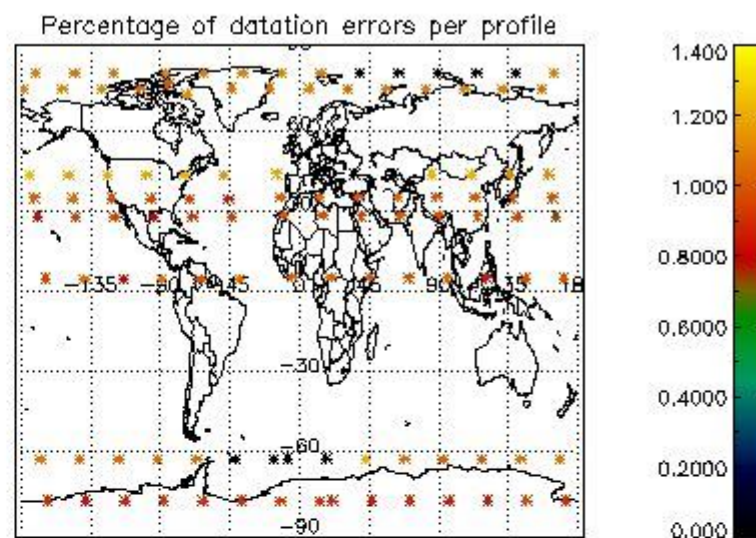
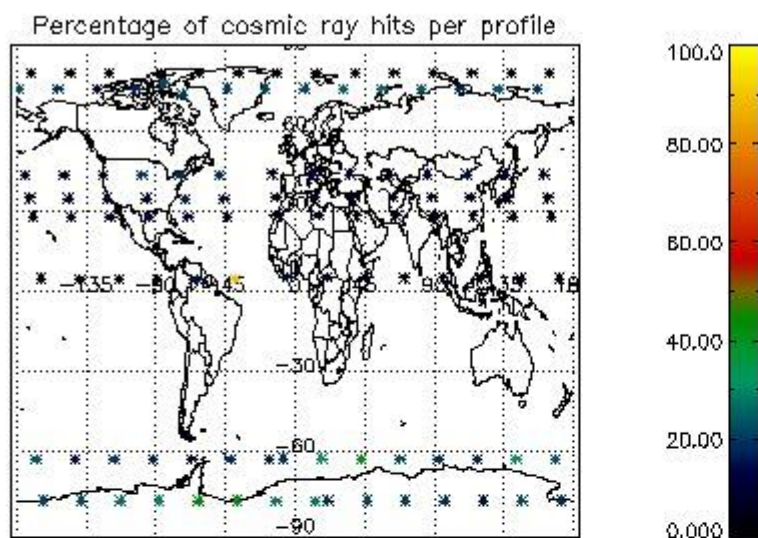


4.1.2 Plot level 1 quality information per product (time dependant): ENVI SAT DESCENDING passes

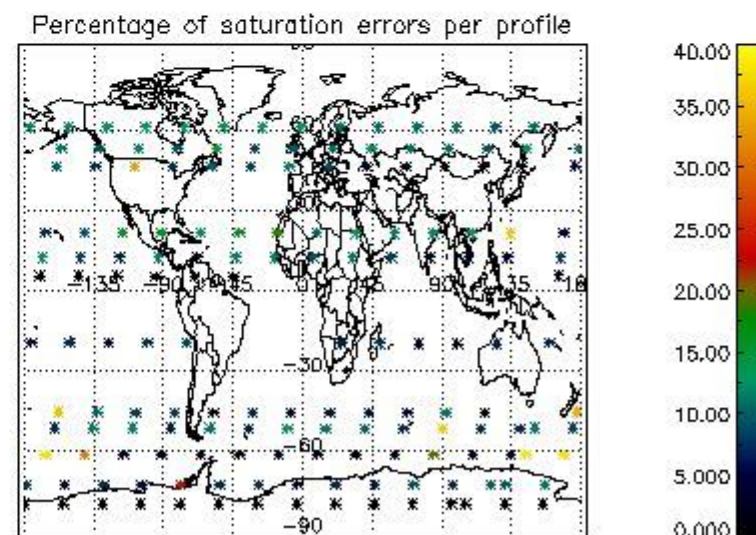
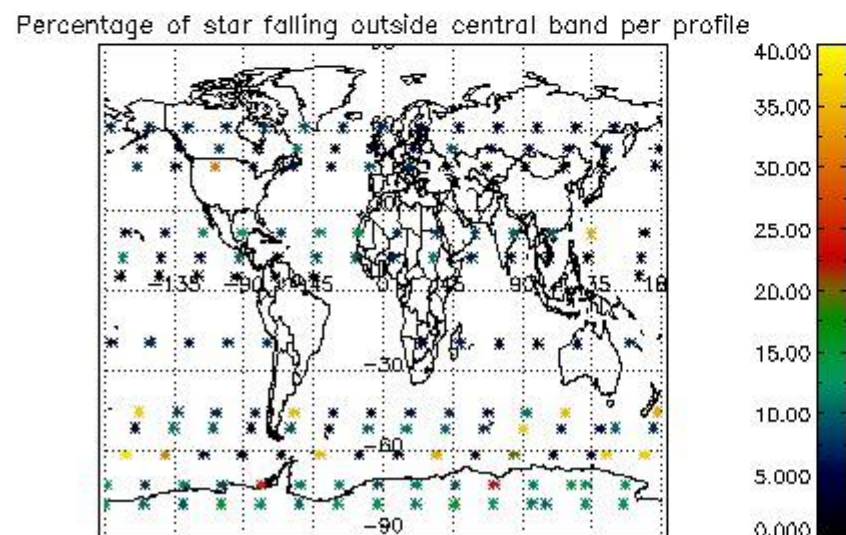
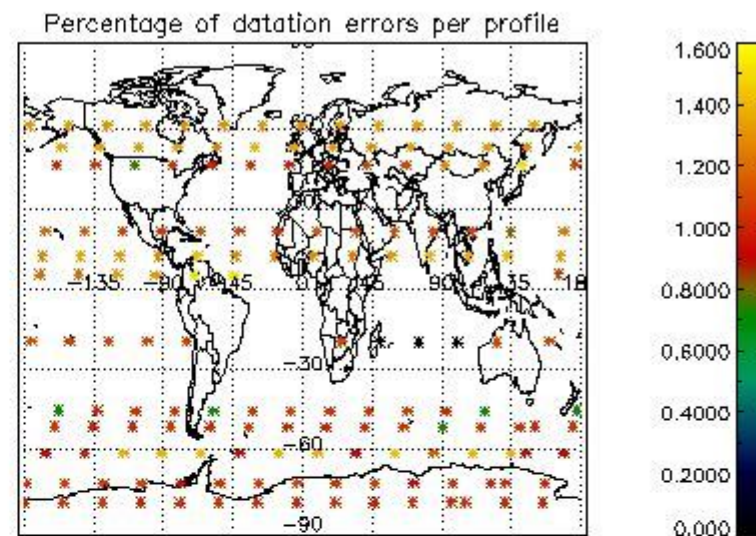
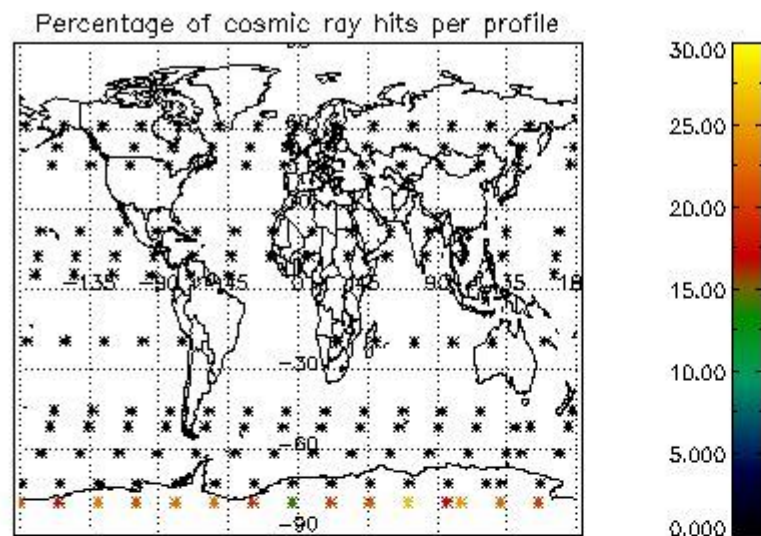


4.2 Plot quality information per product coming from level 1b processing (world map)

4.2.1 Plot level 1 quality information per product (world map): ENVISAT ASCENDING passes



4.2.2 Plot level 1 quality information per product (world map): ENVISAT DESCENDING passes



5. Trace gas profiles

5.1 Ozone statistics based on quality of products

The final quality of the products can be "measured" using the STD (Standard Deviation) attached to every point profile. This information is written to the parameter GOM_NL__2P/NL_LOCAL_SPECIES_DENSITY/o3_std of the level 2 products. The table below shows the statistics for given STD ranges.

The statistics are given with respect to the overall valid production:

- Products without fatal errors: GOM_NL__2P/MPH/PRODUCT_ERR=0
- Valid point profile: GOM_NL__2P/NL_LOCAL_SPECIES_DENSITY/pcd(0)=0

The 'Criteria' is applied to valid points of dark limb products:

- Products in dark limb illumination condition: GOM_NL__2P/NL_SUMMARY_QUALITY/obs_ill_cond=0
- Products without fatal errors: GOM_NL__2P/MPH/PRODUCT_ERR=0
- Valid point profile: GOM_NL__2P/NL_LOCAL_SPECIES_DENSITY/pcd(0)=0

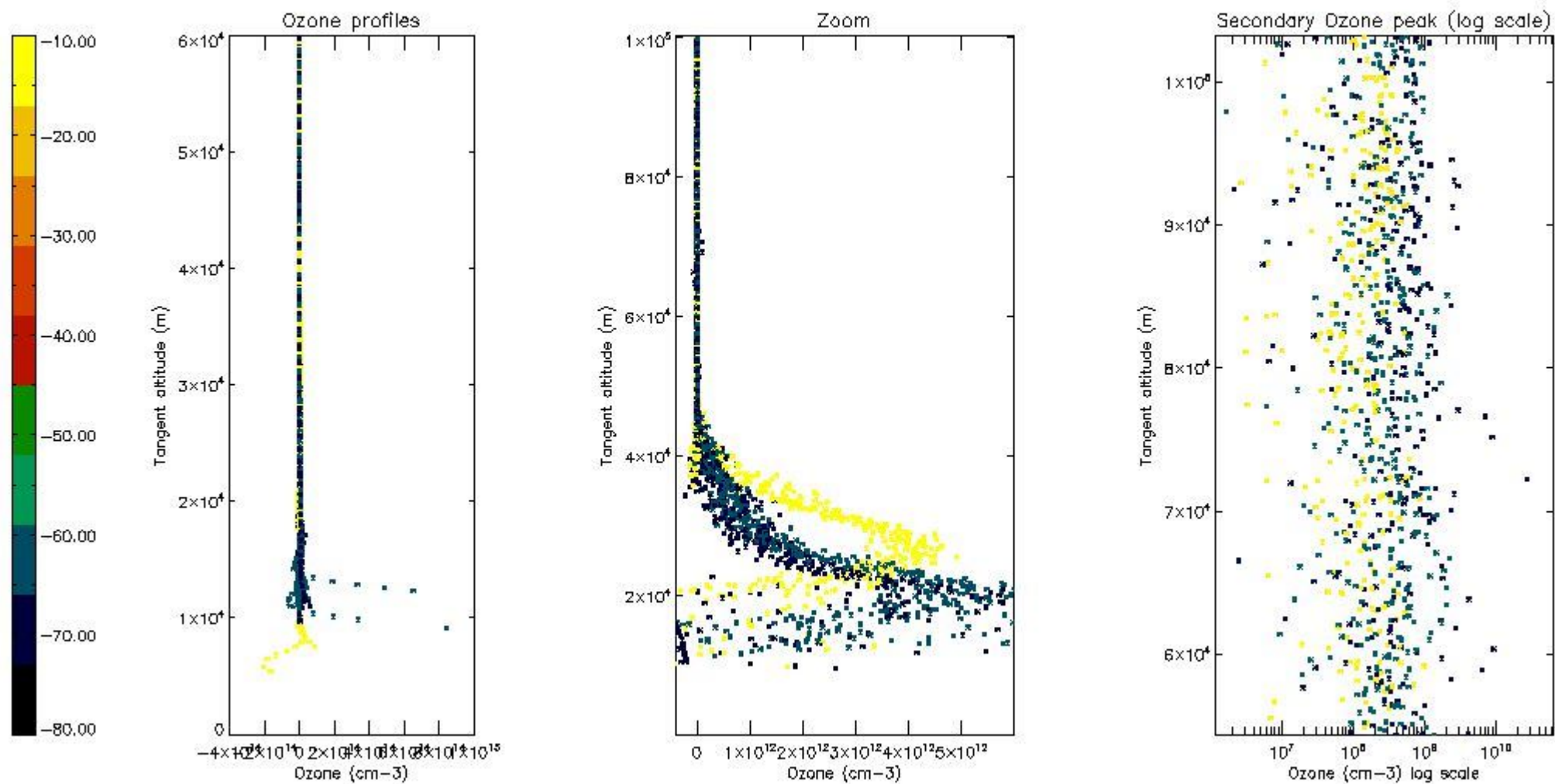
So, the table below shows the percentage of dark limb and valid observations for each criteria with respect to the overall valid daily observations.

Criteria	% of total production
All STD	18
STD < 20	4

STD < 10	2
STD < 5	0

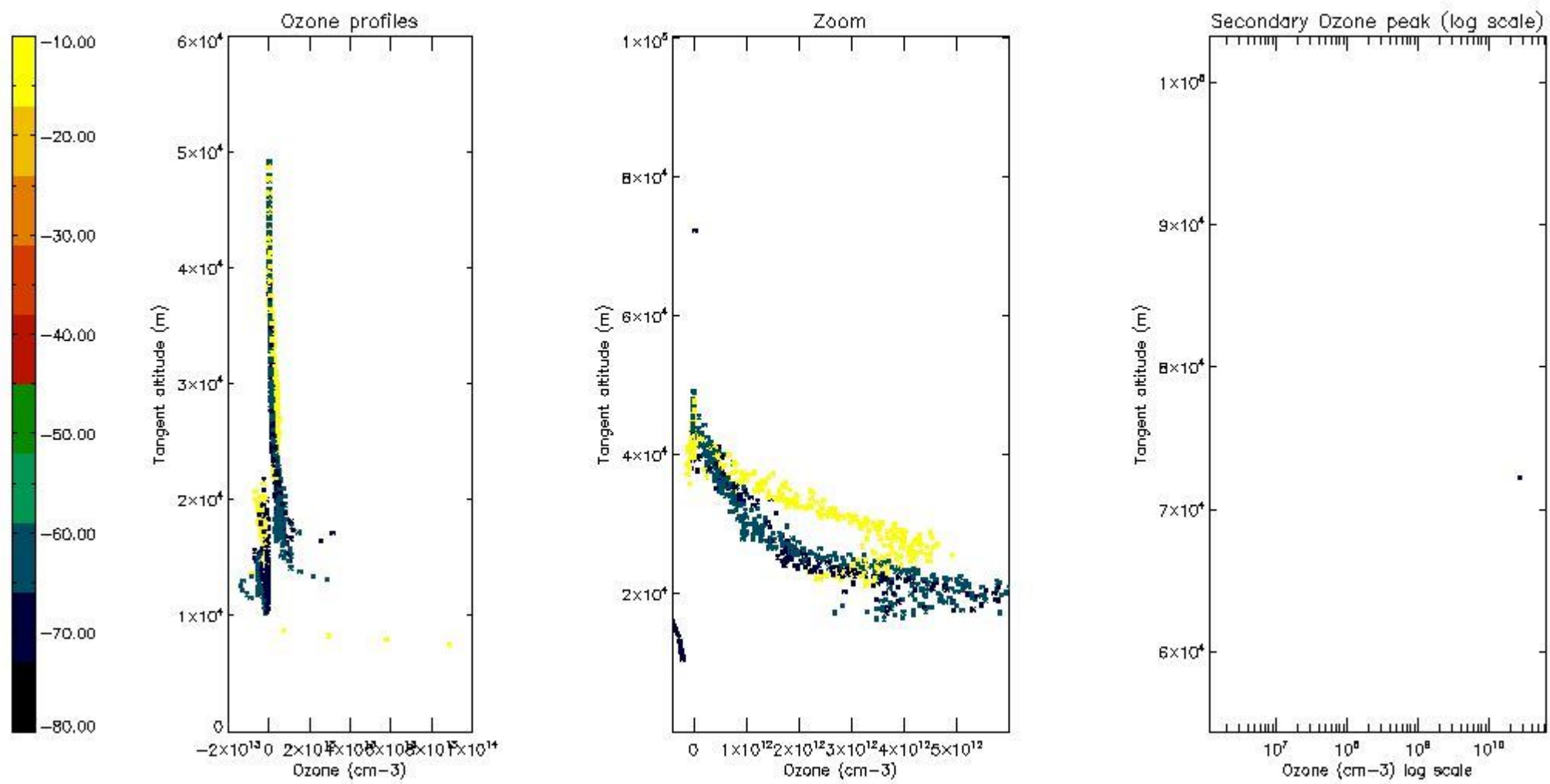
5.2 Plot ozone profiles for all STD (dark without errors)

The colorbar represents the latitude.



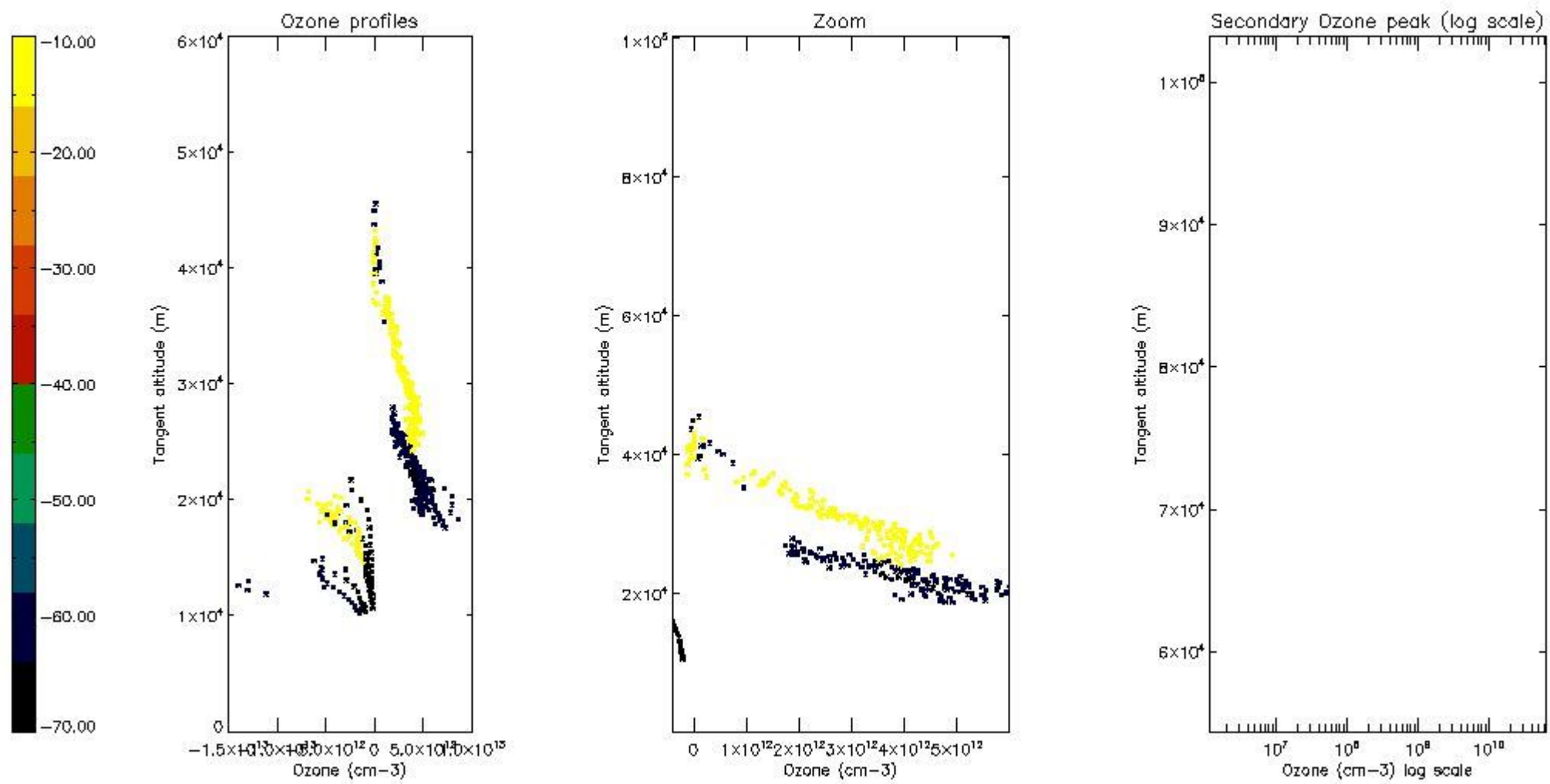
5.3 Plot ozone profiles where STD < 20% (dark without errors)

The colorbar represents the latitude.



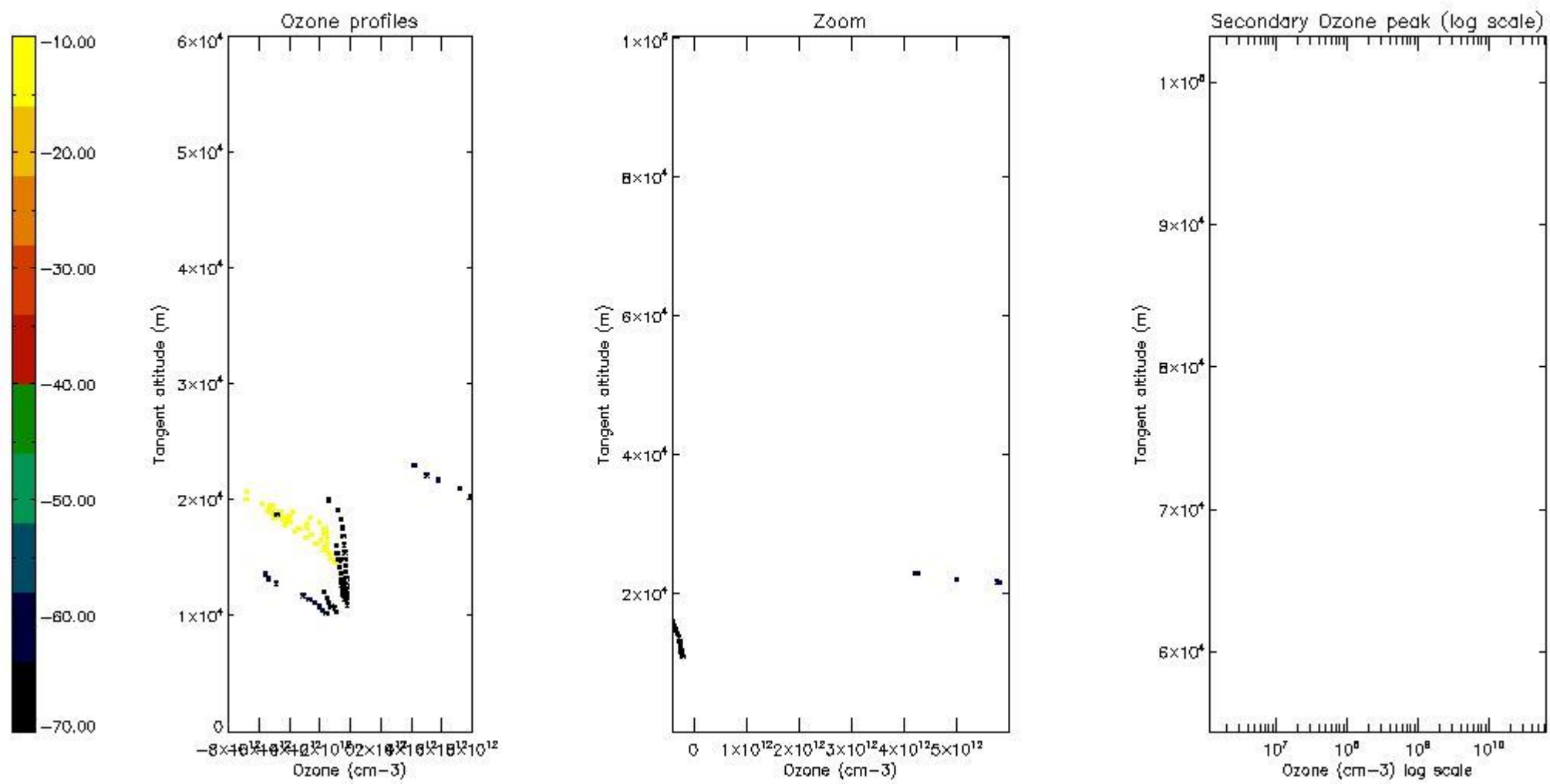
5.4 Plot ozone profiles where $STD < 10\%$ (dark without errors)

The colorbar represents the latitude.



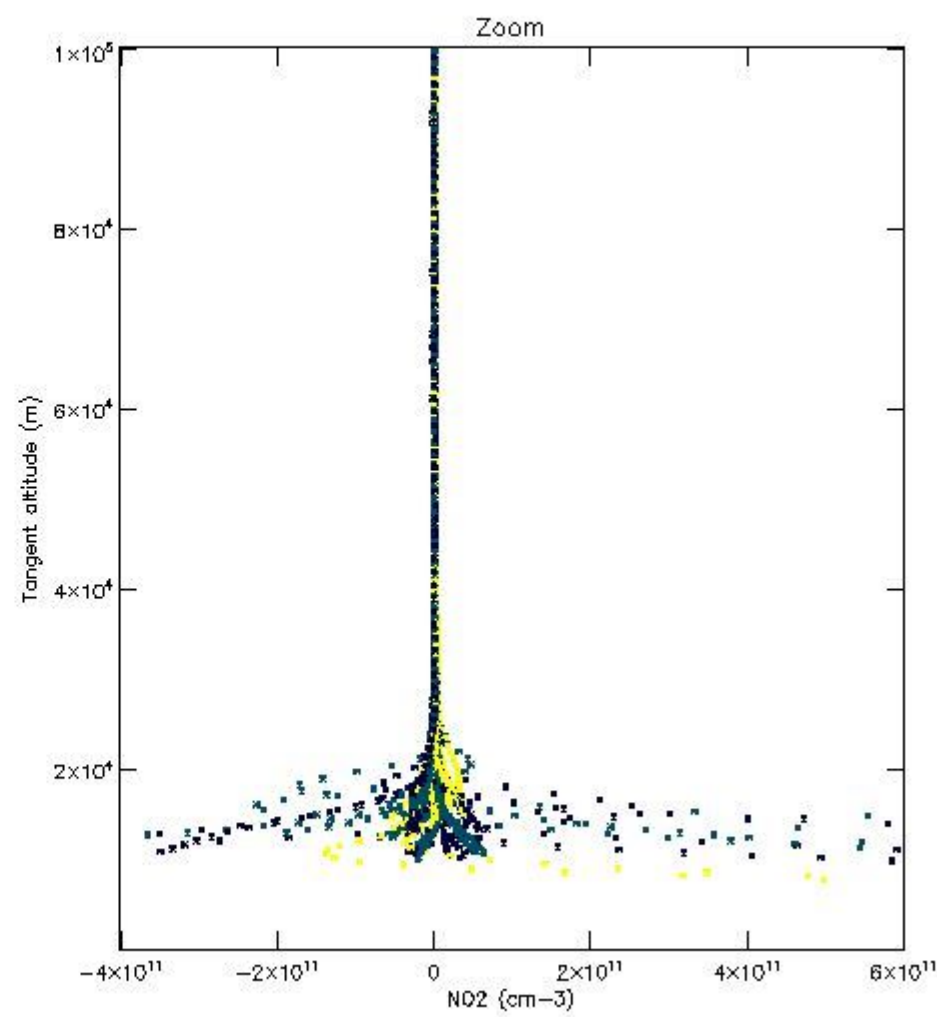
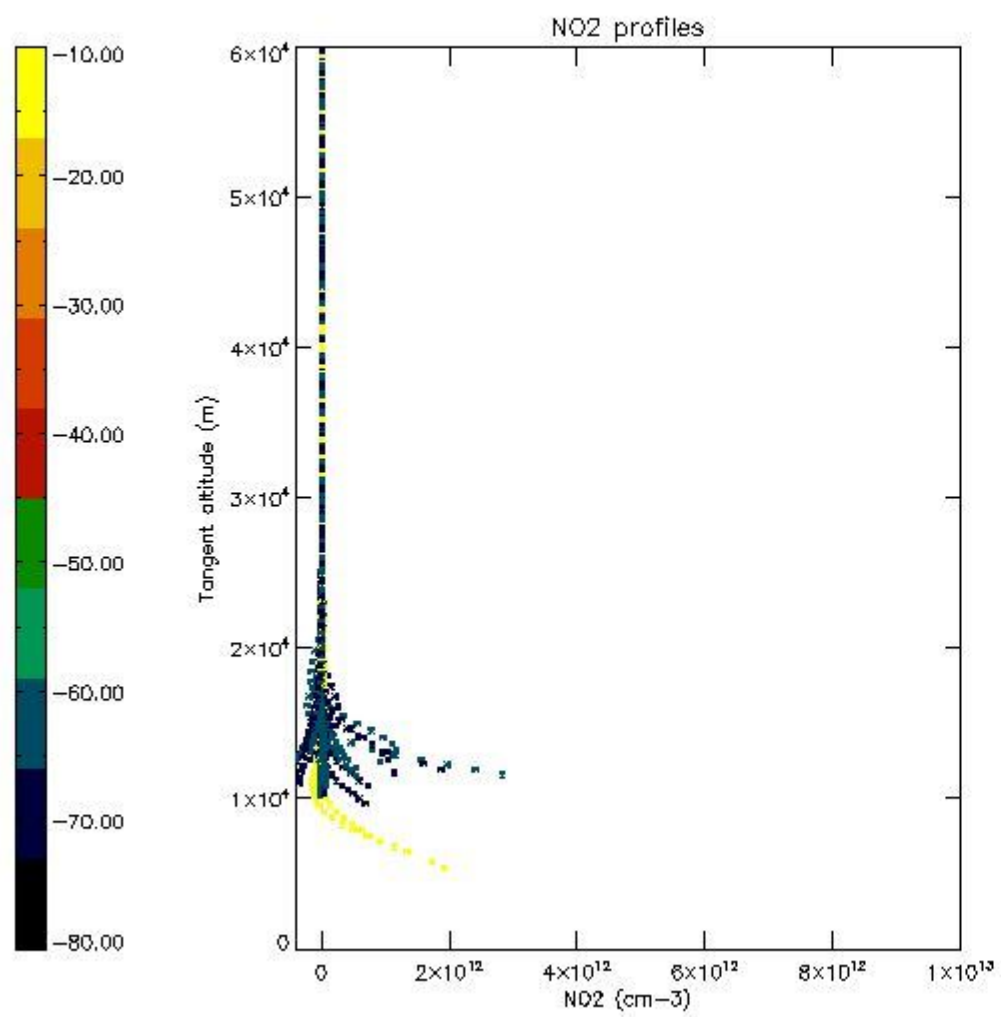
5.5 Plot ozone profiles where $STD < 5\%$ (dark without errors)

The colorbar represents the latitude.



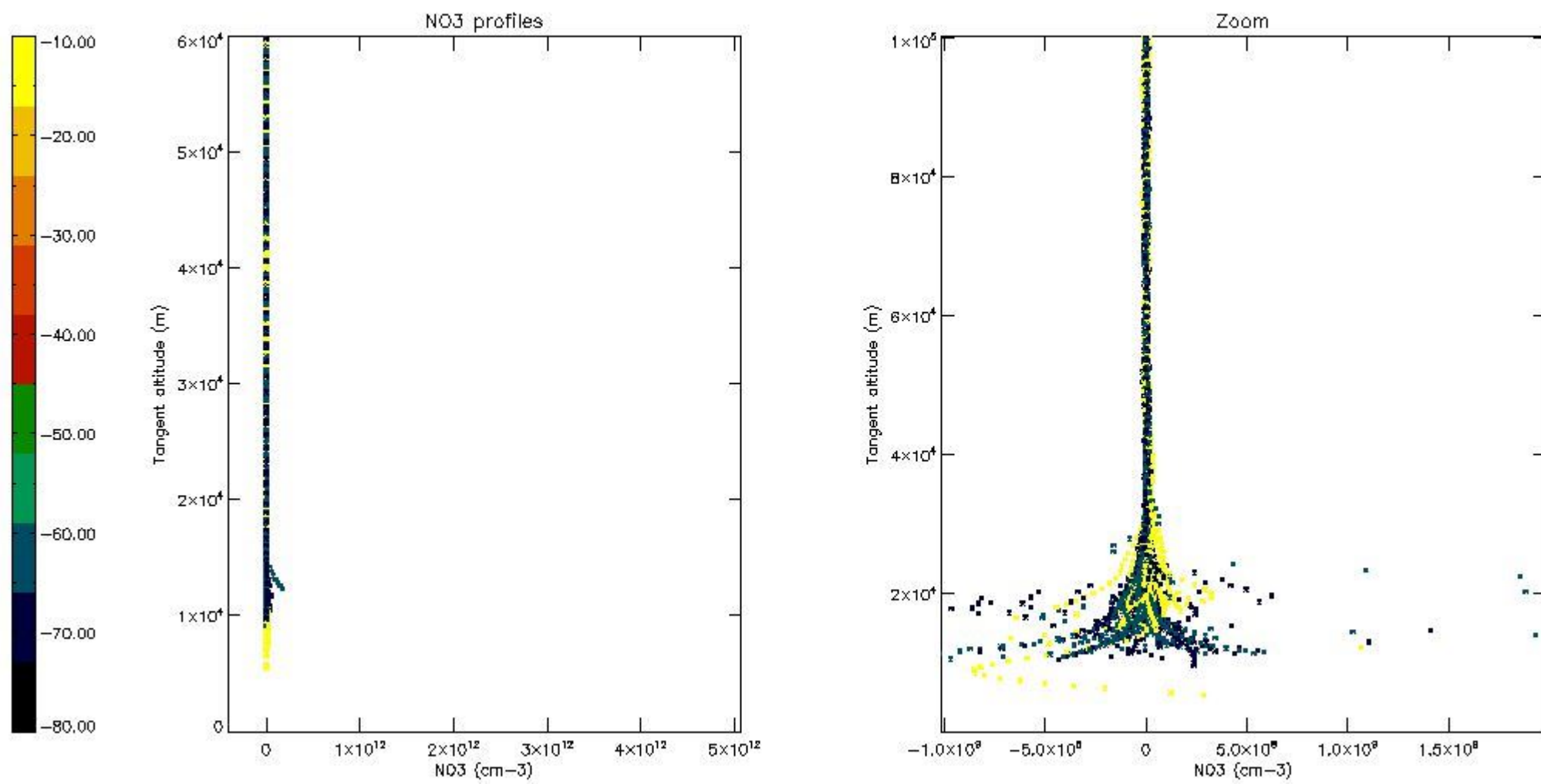
5.6 Plot NO₂ profiles for all STD (dark without errors)

The colorbar represents the latitude.



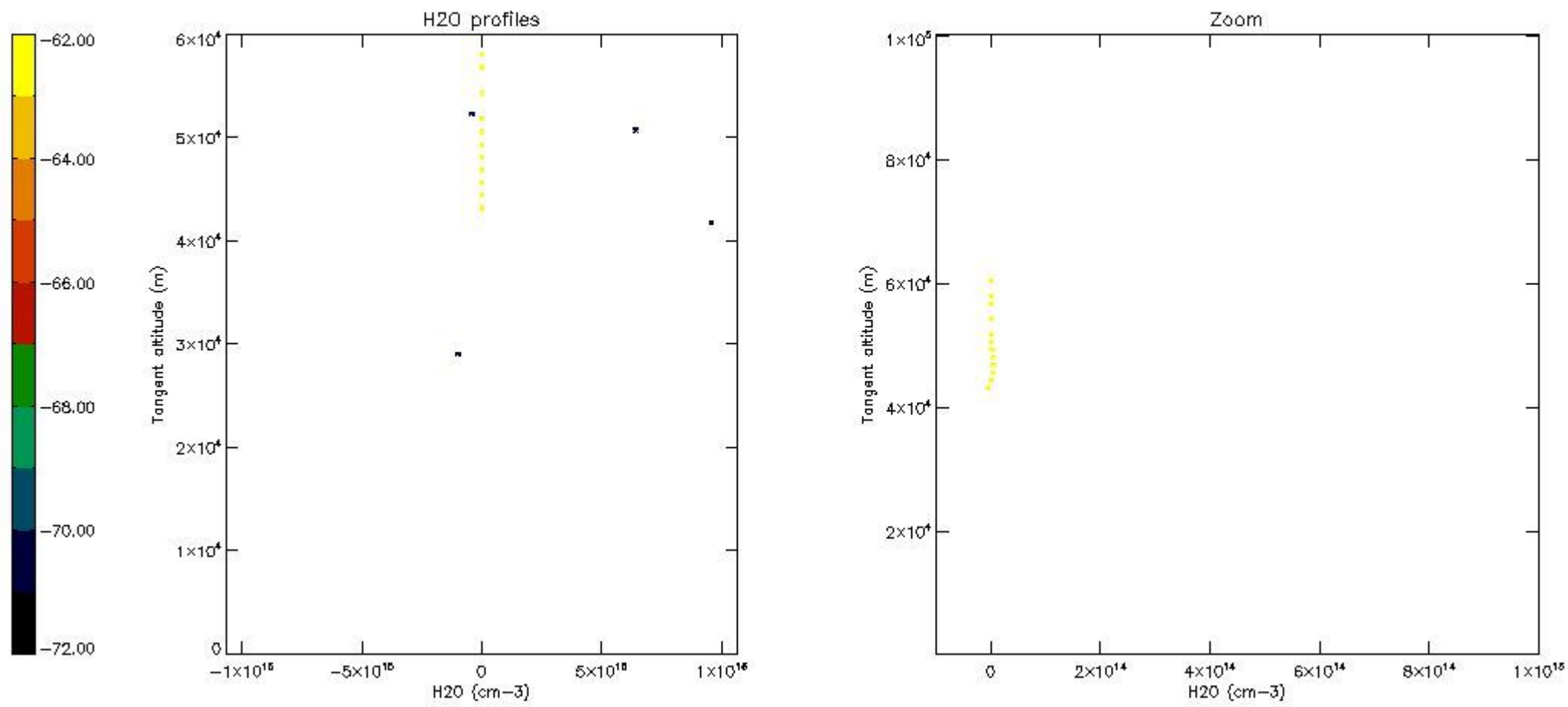
5.7 Plot NO3 profiles for all STD (dark without errors)

The colorbar represents the latitude.



5.8 Plot H2O profiles for all STD (only for occultations of stars 1,2,3,4,13,14,16,26,63 dark without errors)

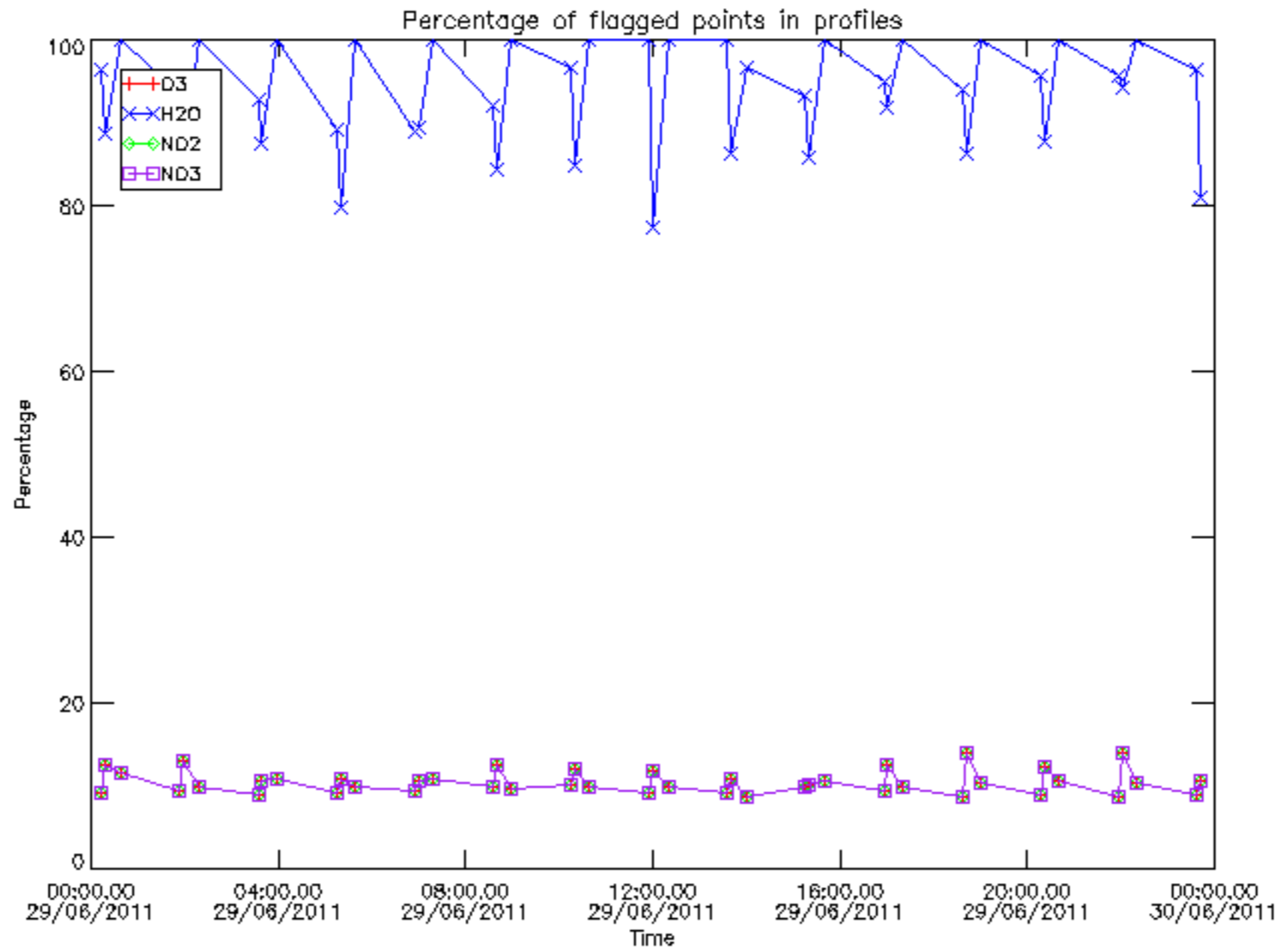
The colorbar represents the latitude.



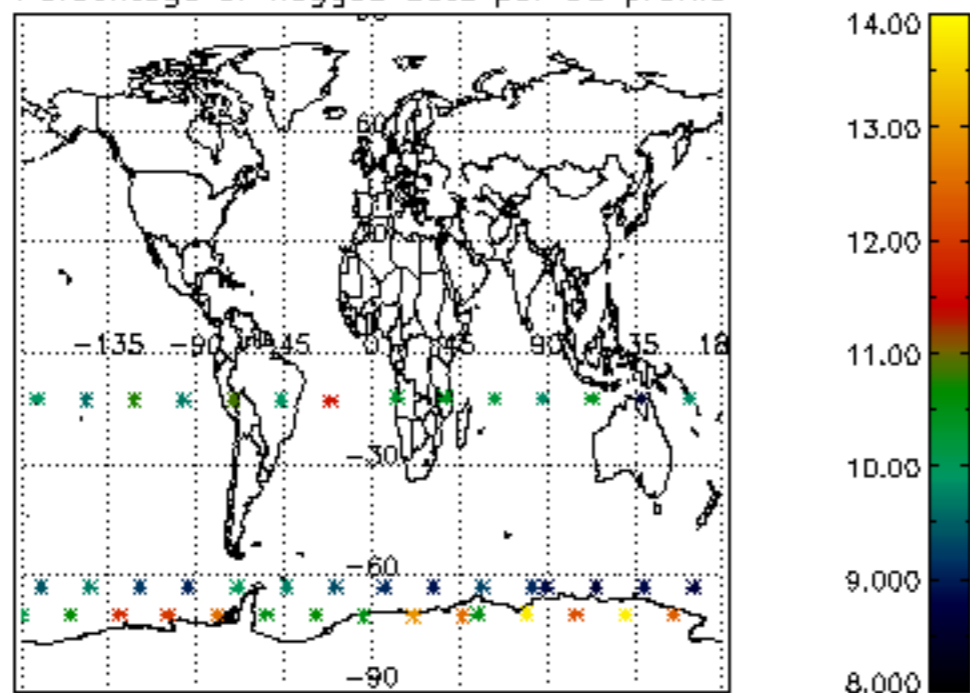
6. Auxiliary Data Files used for the production reported in section 2

The number reported in the third column indicates since which file (see list in section 2) the corresponding auxiliary file has been used. The fourth column is the date of those product files.

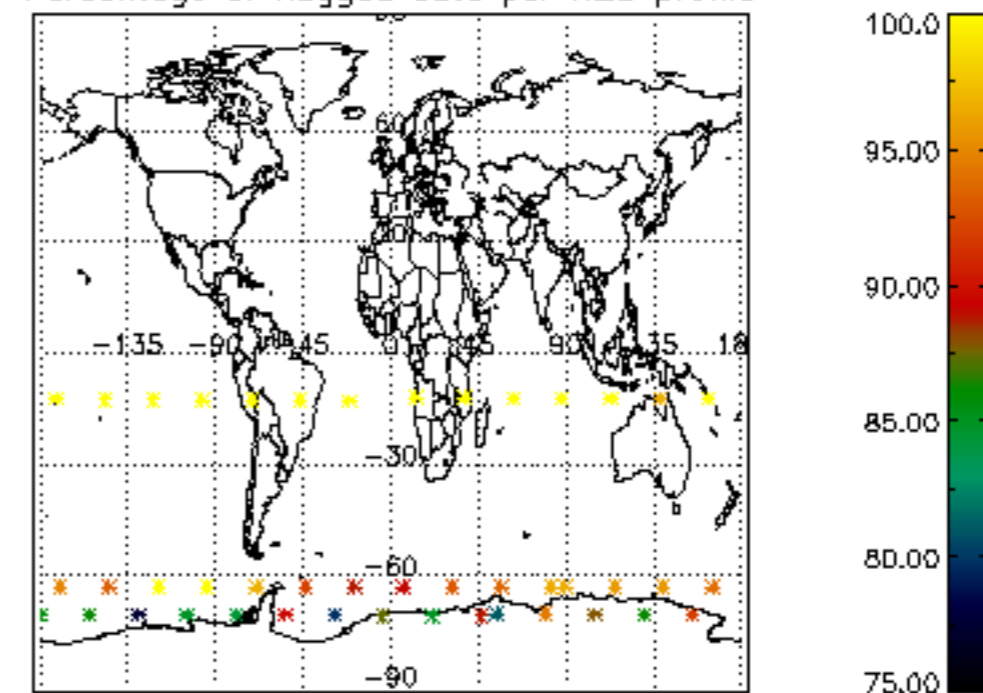
Type	Auxiliary Filename	Used since product	Used since product date
INST_PHYS_CHARACTERISTICS	GOM_INS_AXVIEC20091111_143220_20030716_120000_20500101_000000	1	29-JUN-2011 00:00:39
LEVEL-2_PROC_CONFIG	GOM_PR2_AXVIEC20091111_152718_20020301_000000_20500101_000000	1	29-JUN-2011 00:00:39
CROSS_SECTIONS_FILE	GOM_CRS_AXVIEC20091111_154832_20020301_000000_20500101_000000	1	29-JUN-2011 00:00:39



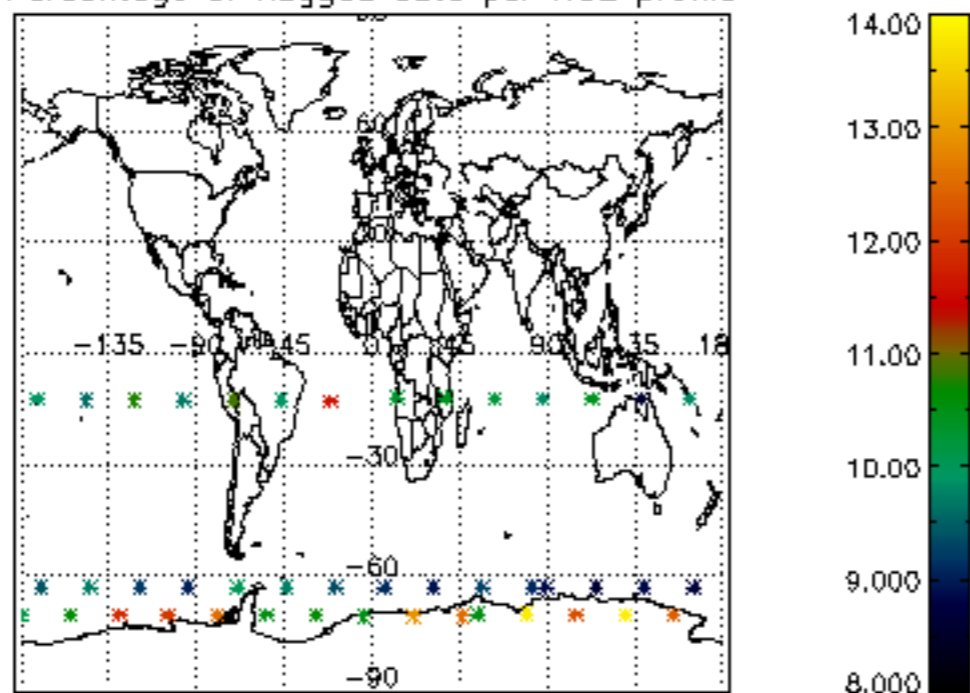
Percentage of flagged data per D3 profile



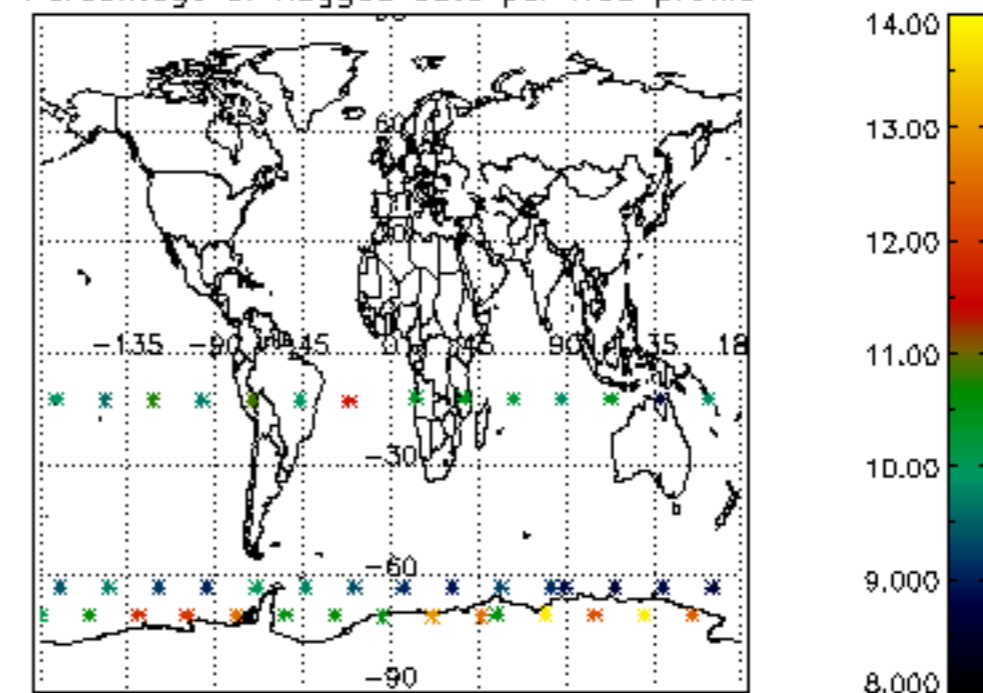
Percentage of flagged data per H2O profile

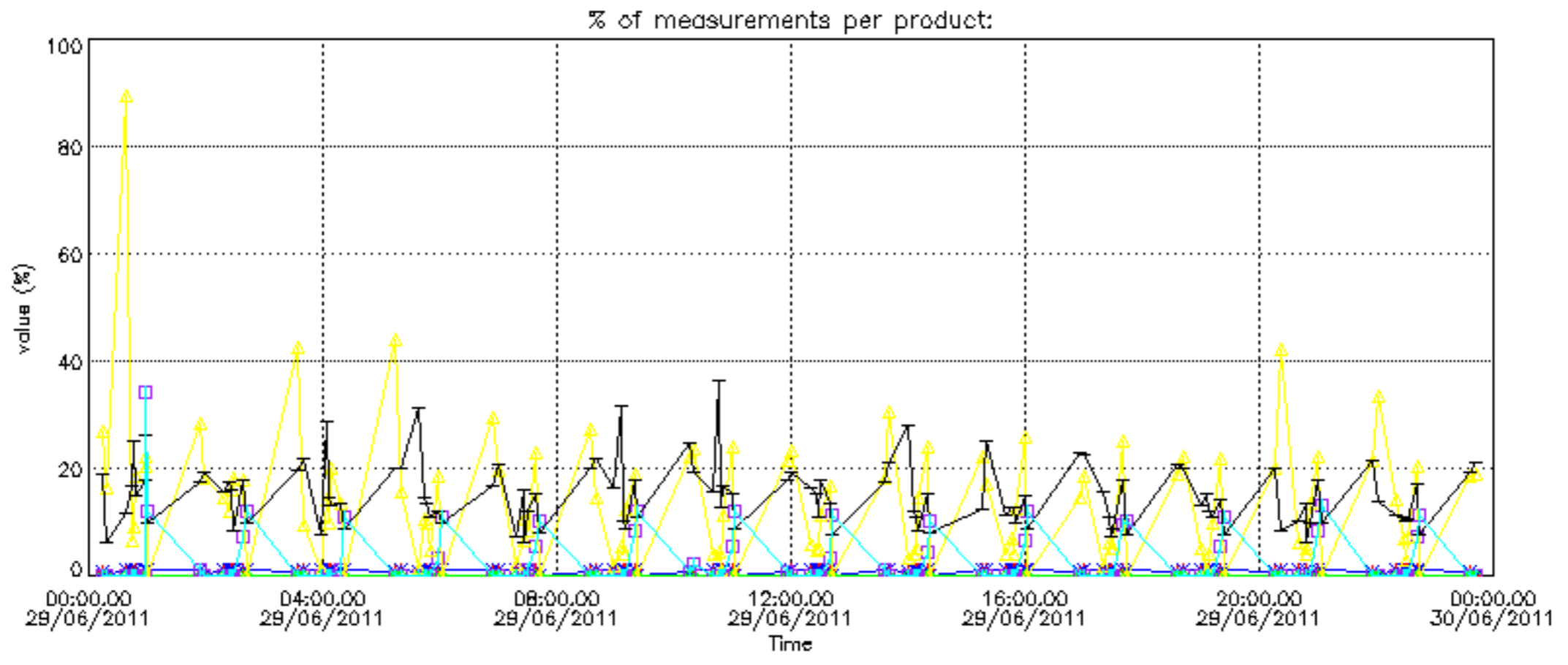


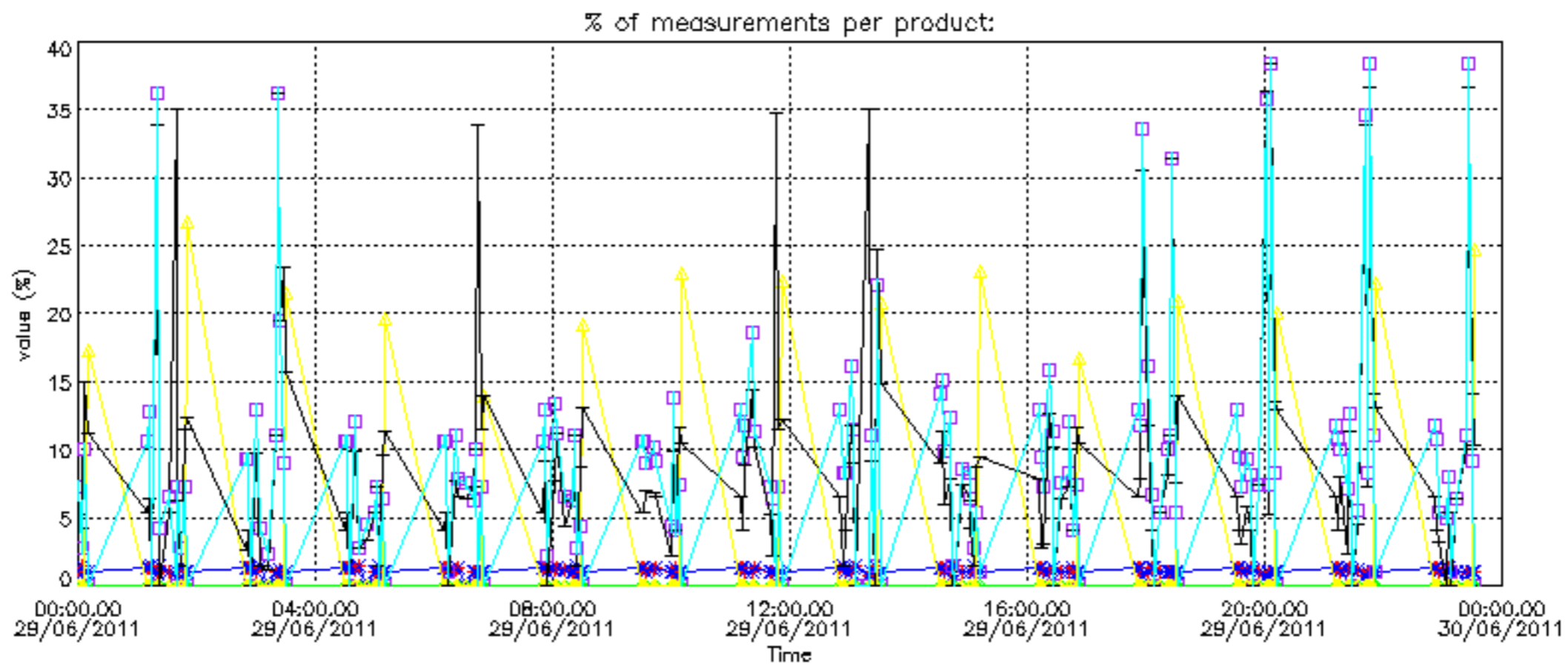
Percentage of flagged data per NO2 profile



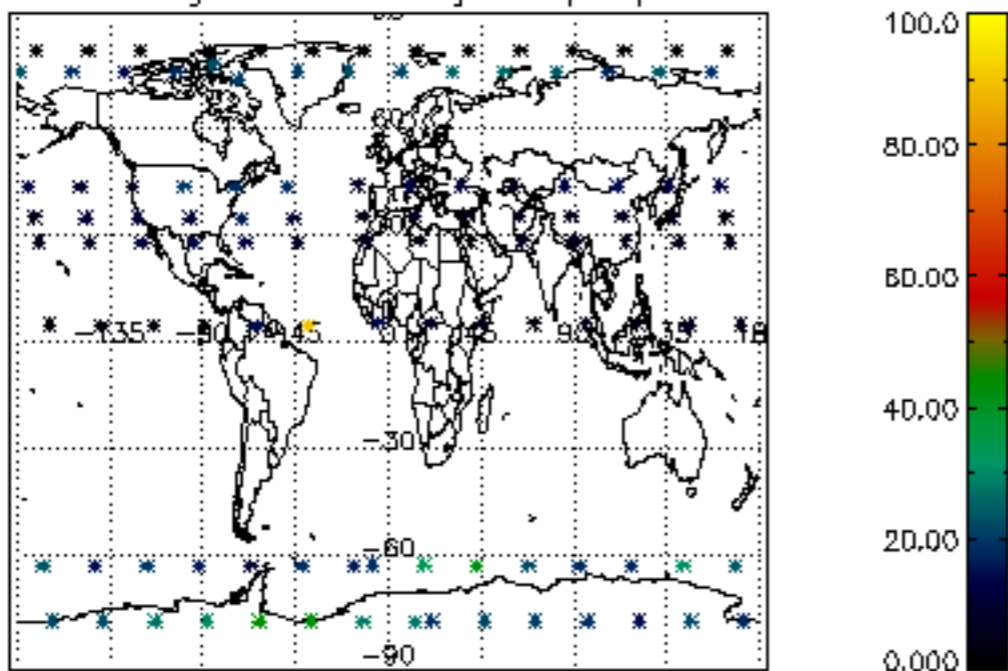
Percentage of flagged data per NO3 profile



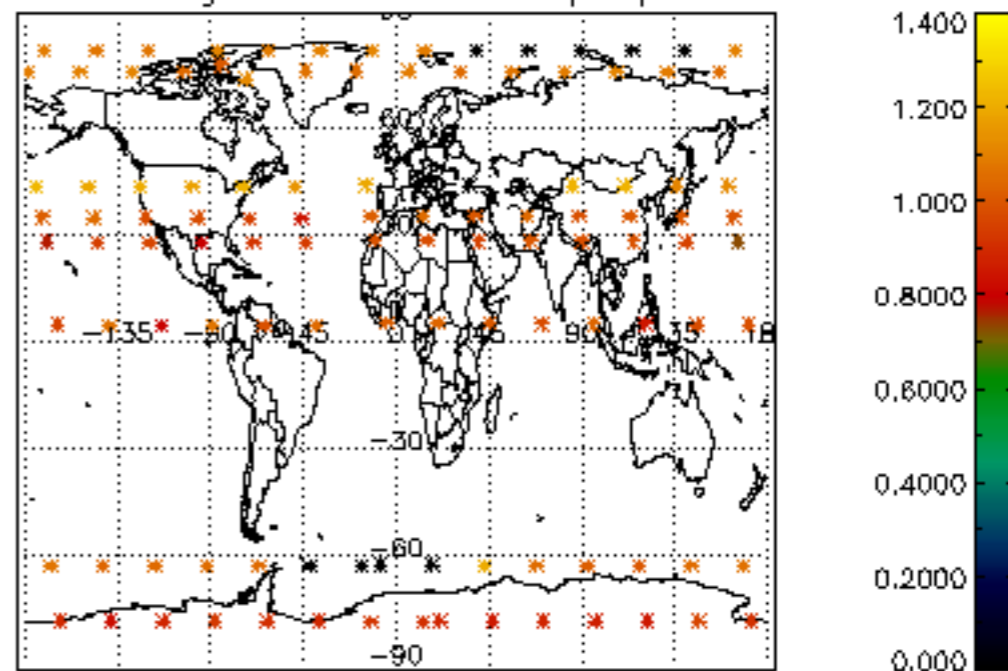




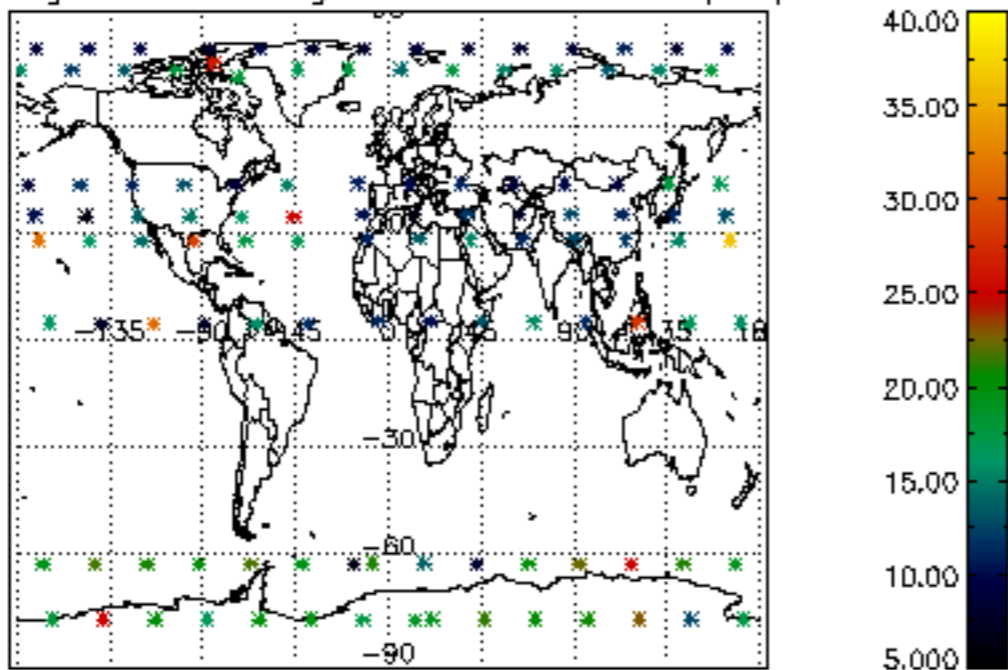
Percentage of cosmic ray hits per profile



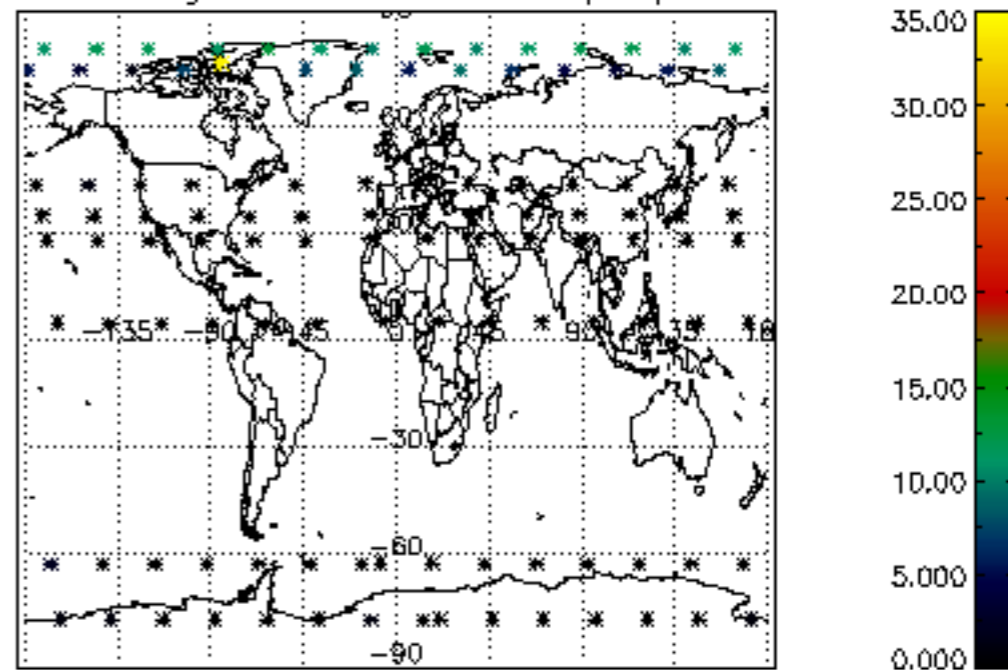
Percentage of datation errors per profile



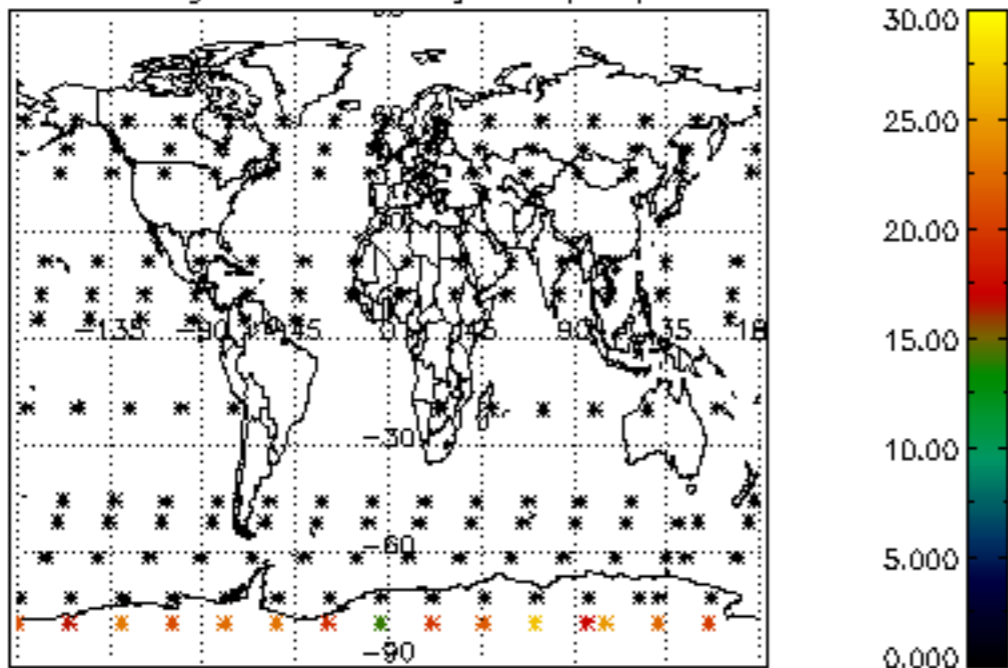
Percentage of star falling outside central band per profile



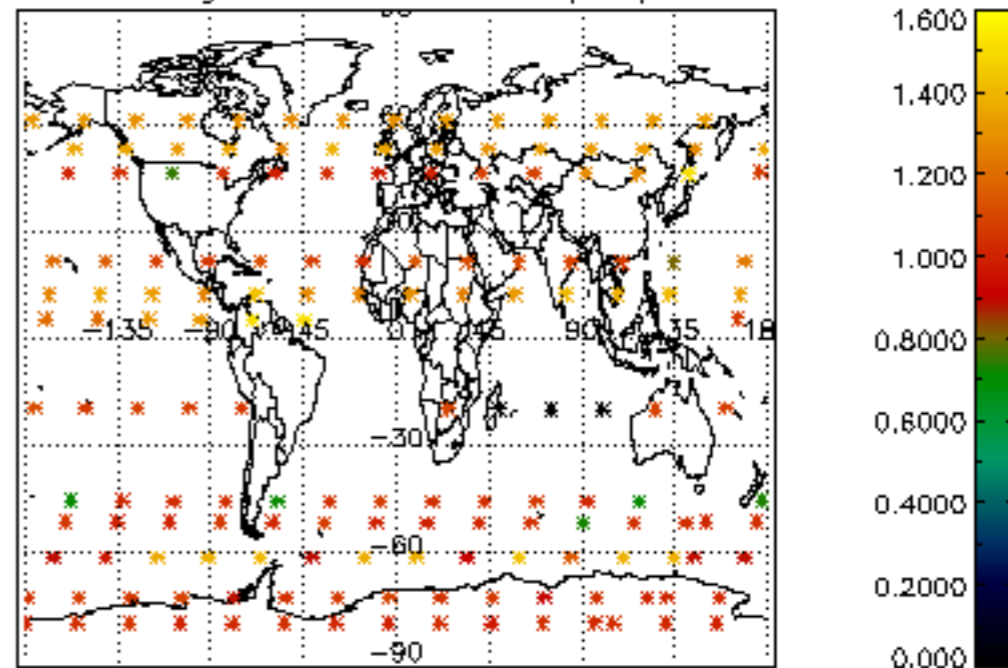
Percentage of saturation errors per profile



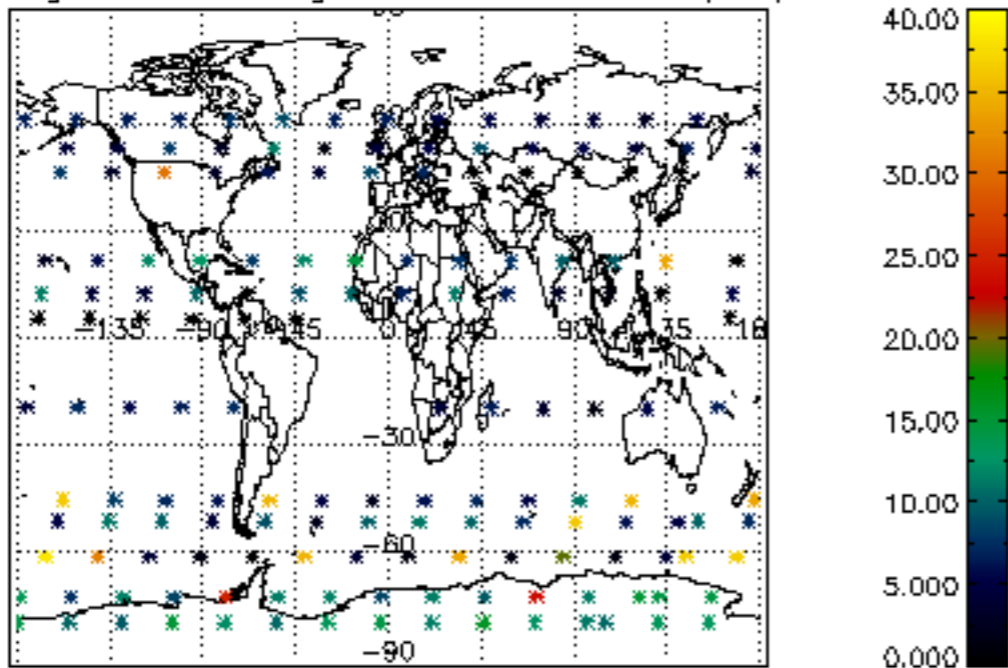
Percentage of cosmic ray hits per profile



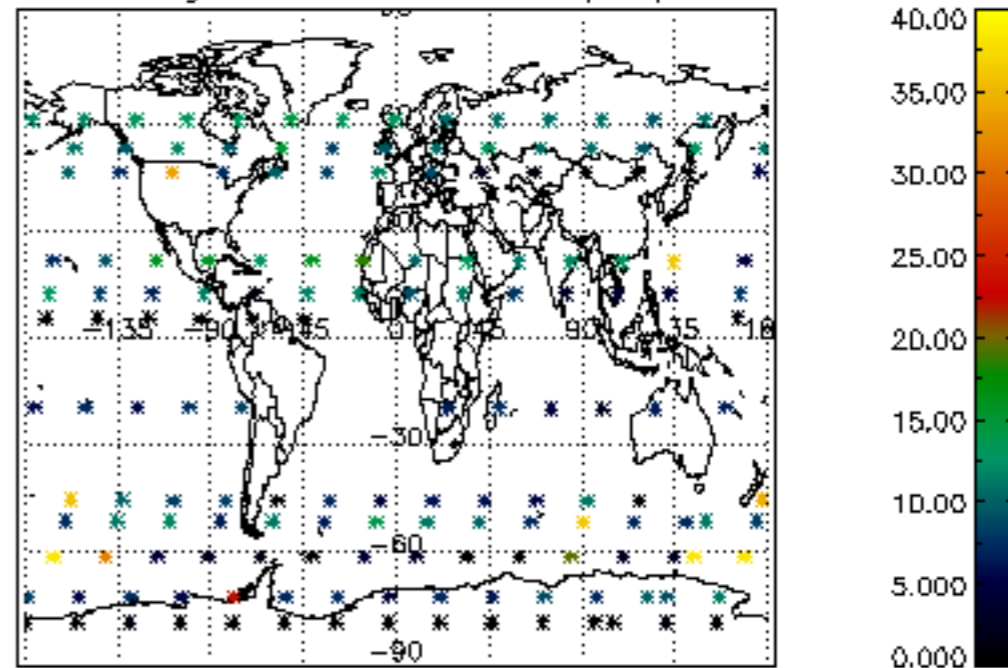
Percentage of datation errors per profile

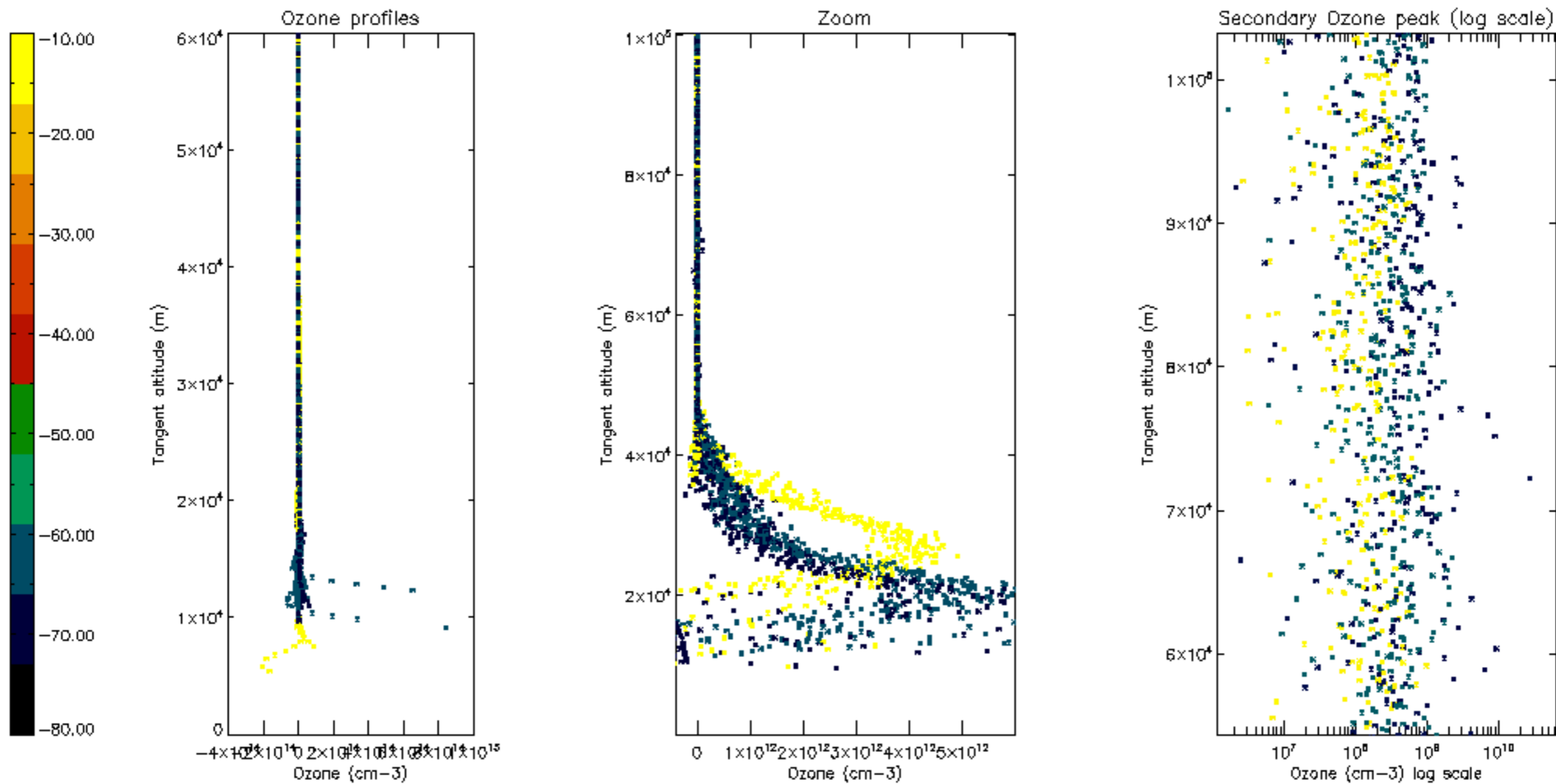


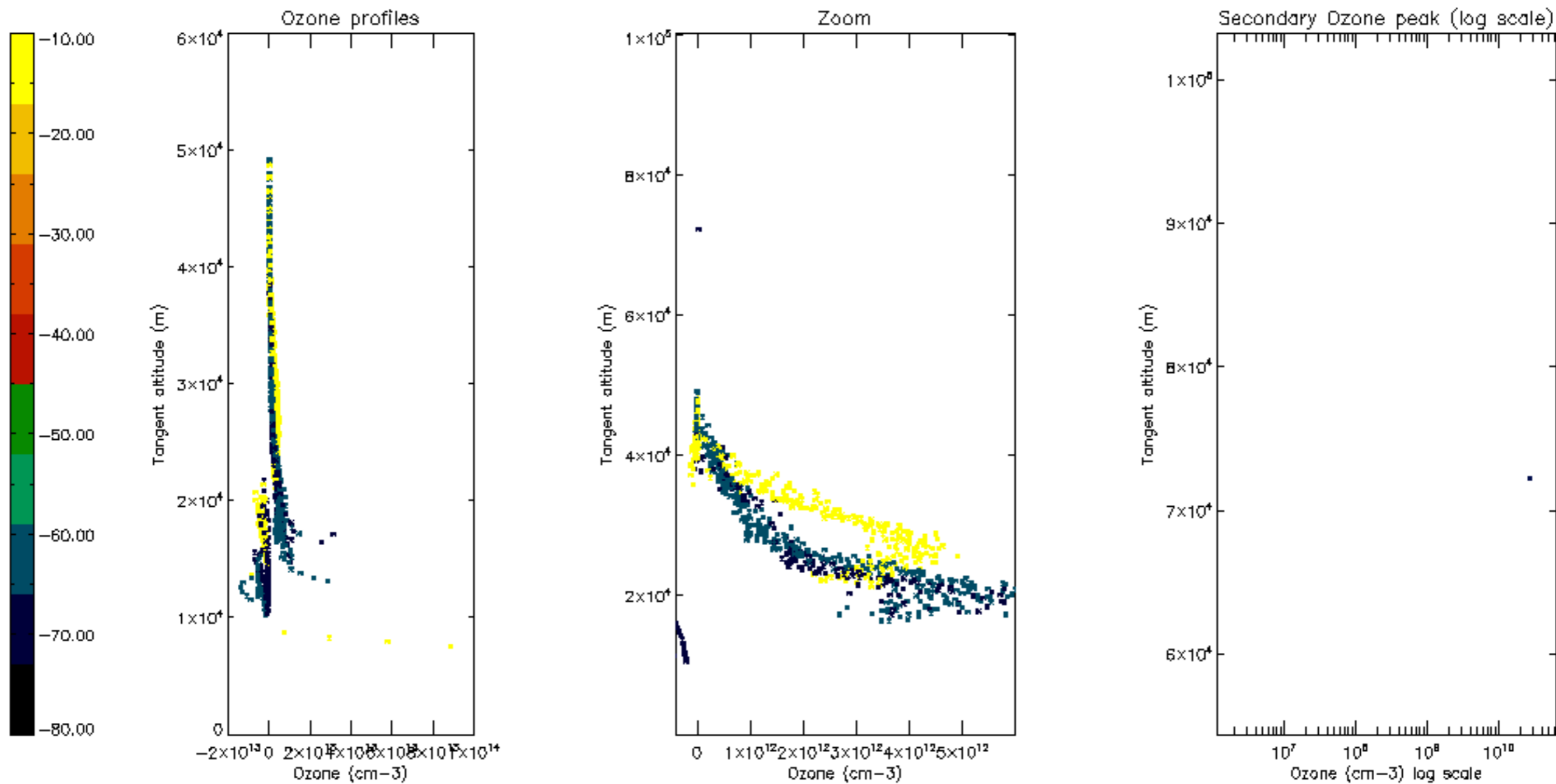
Percentage of star falling outside central band per profile

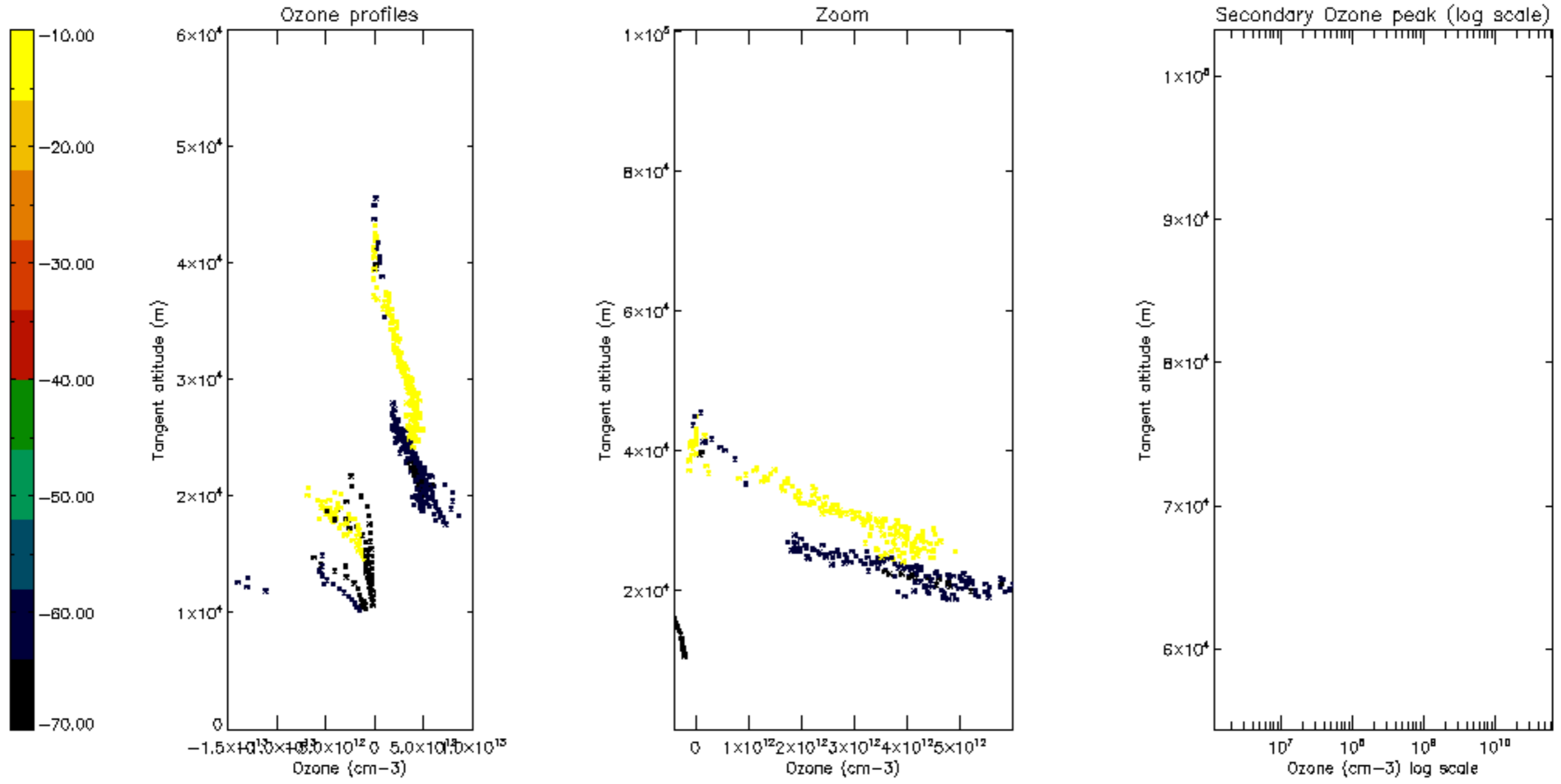


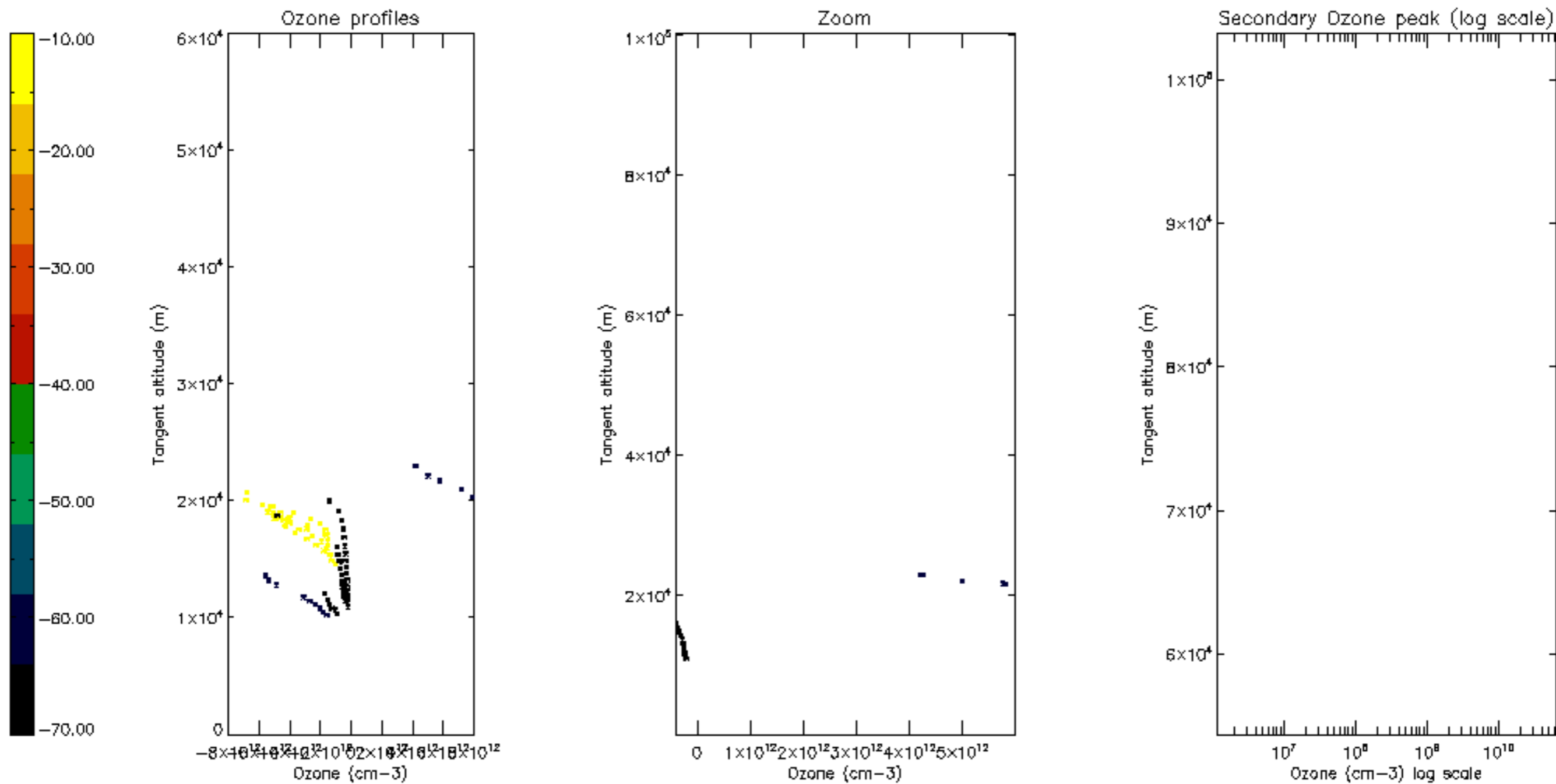
Percentage of saturation errors per profile

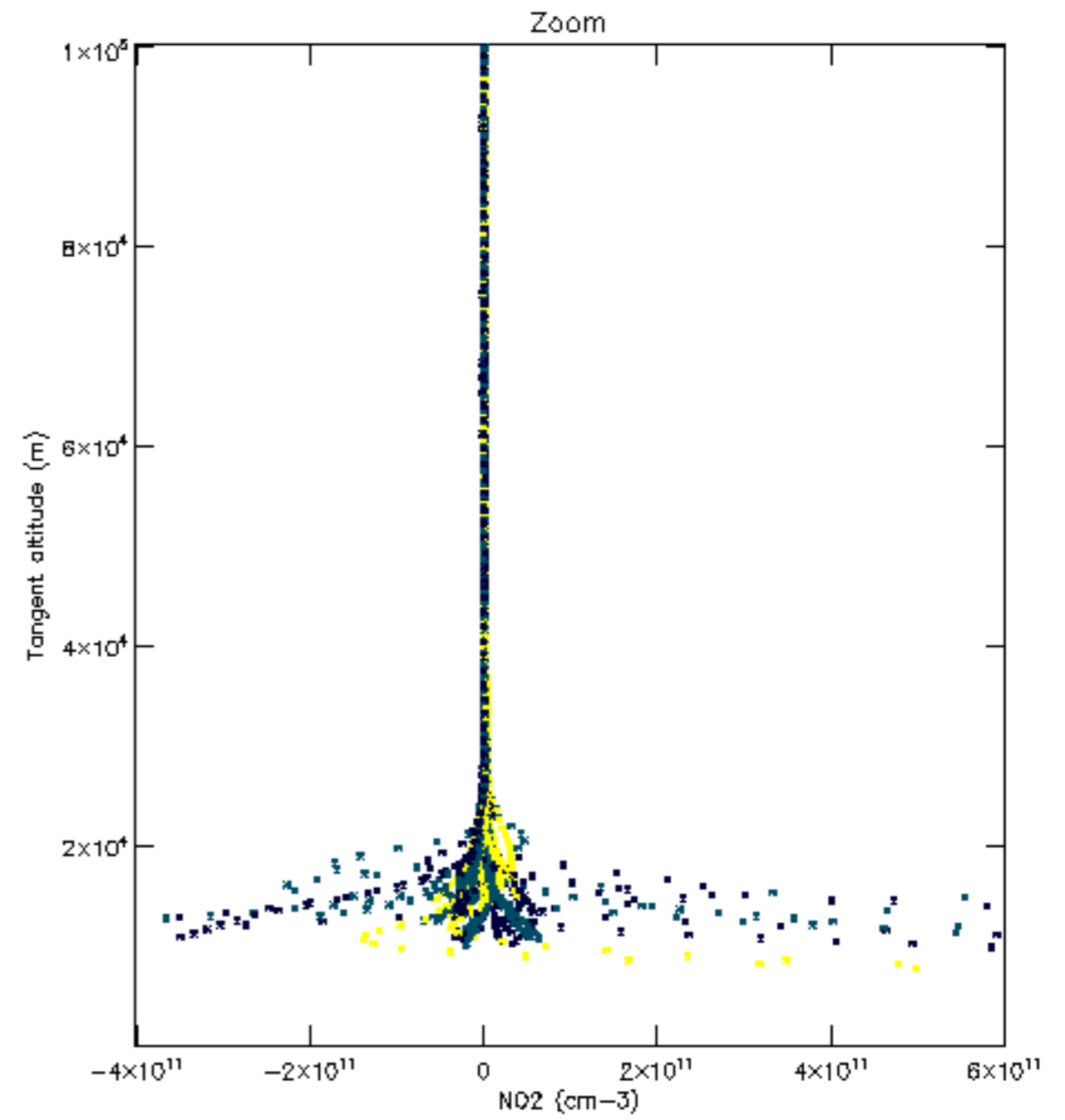
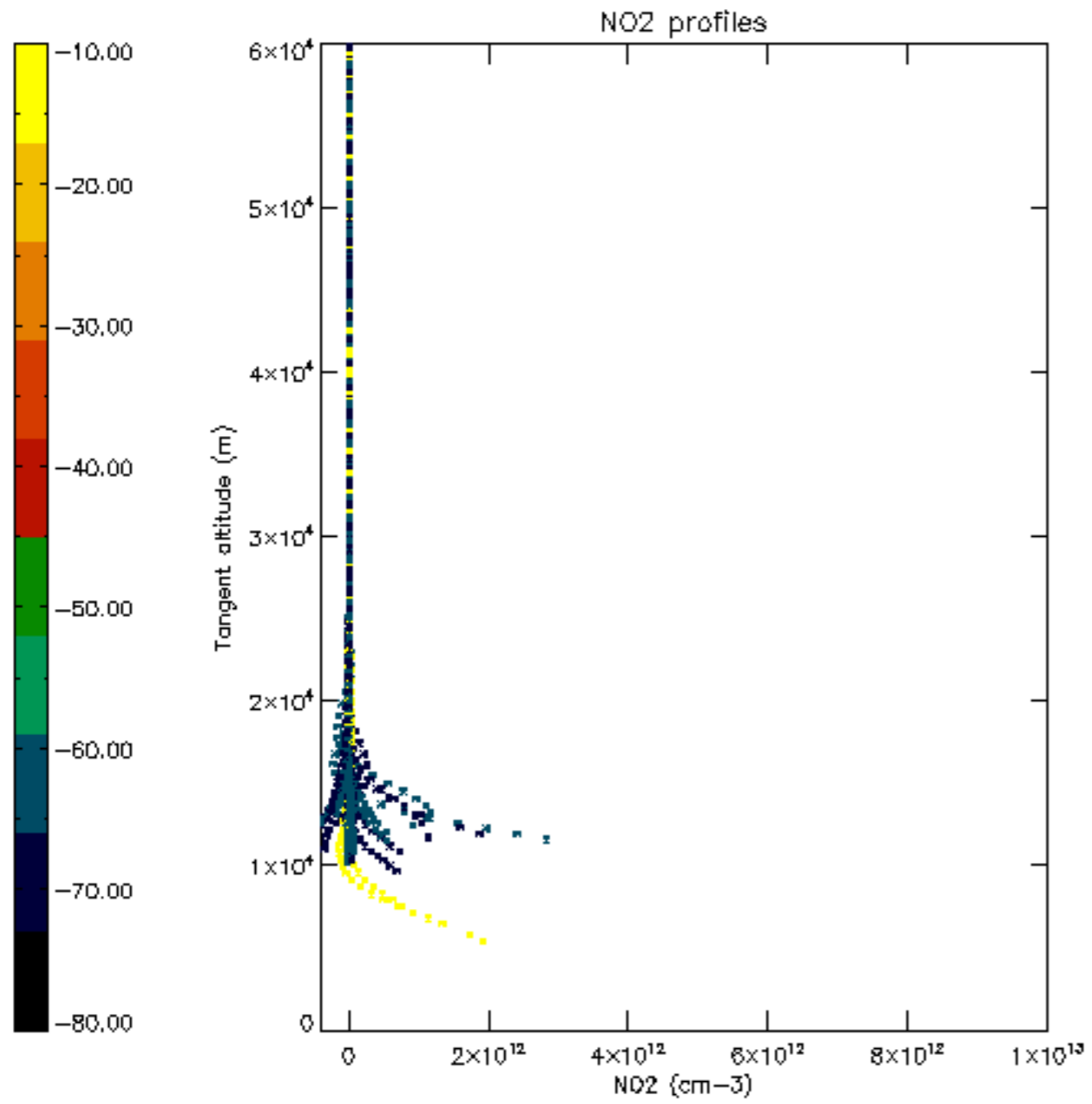


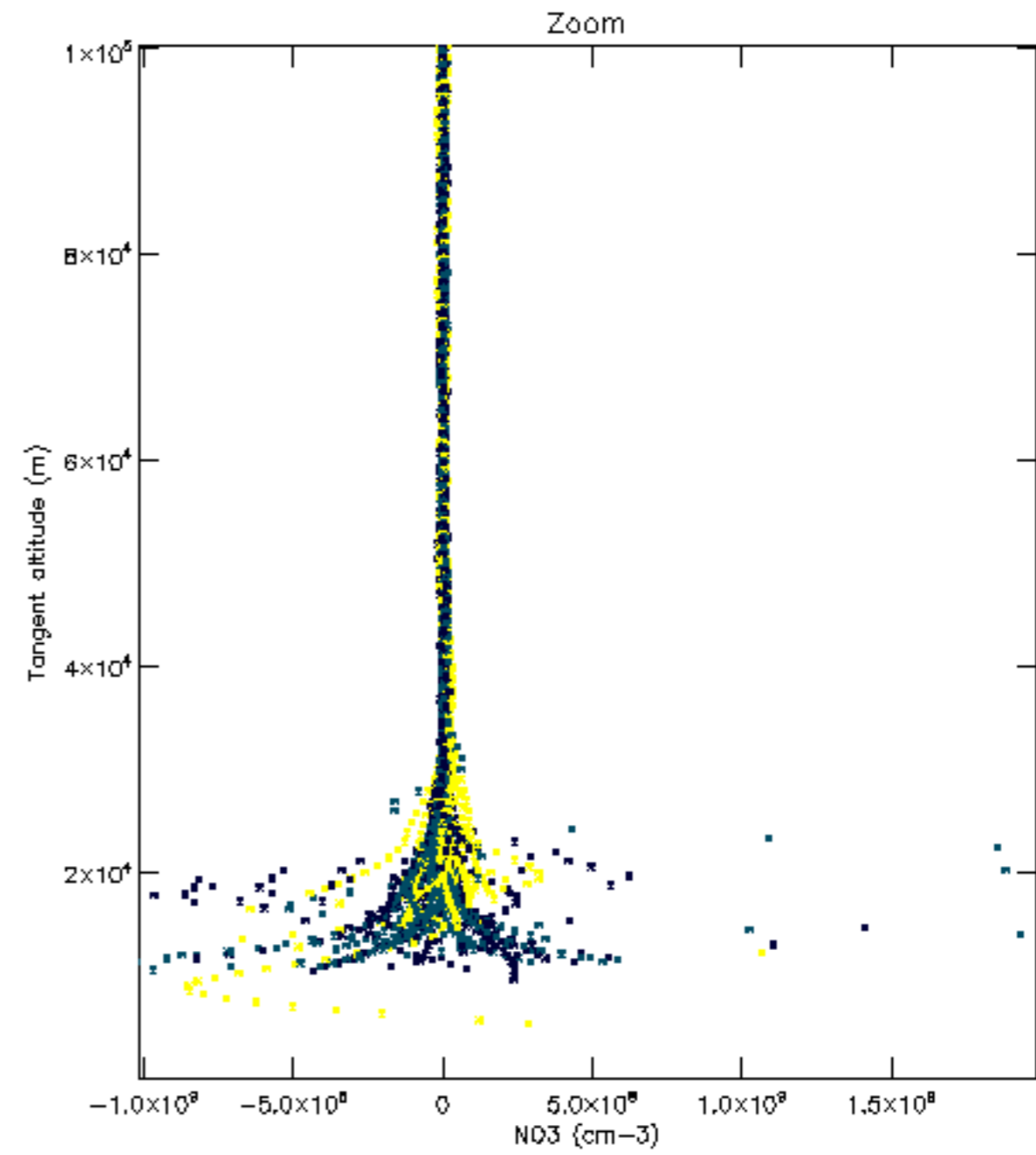
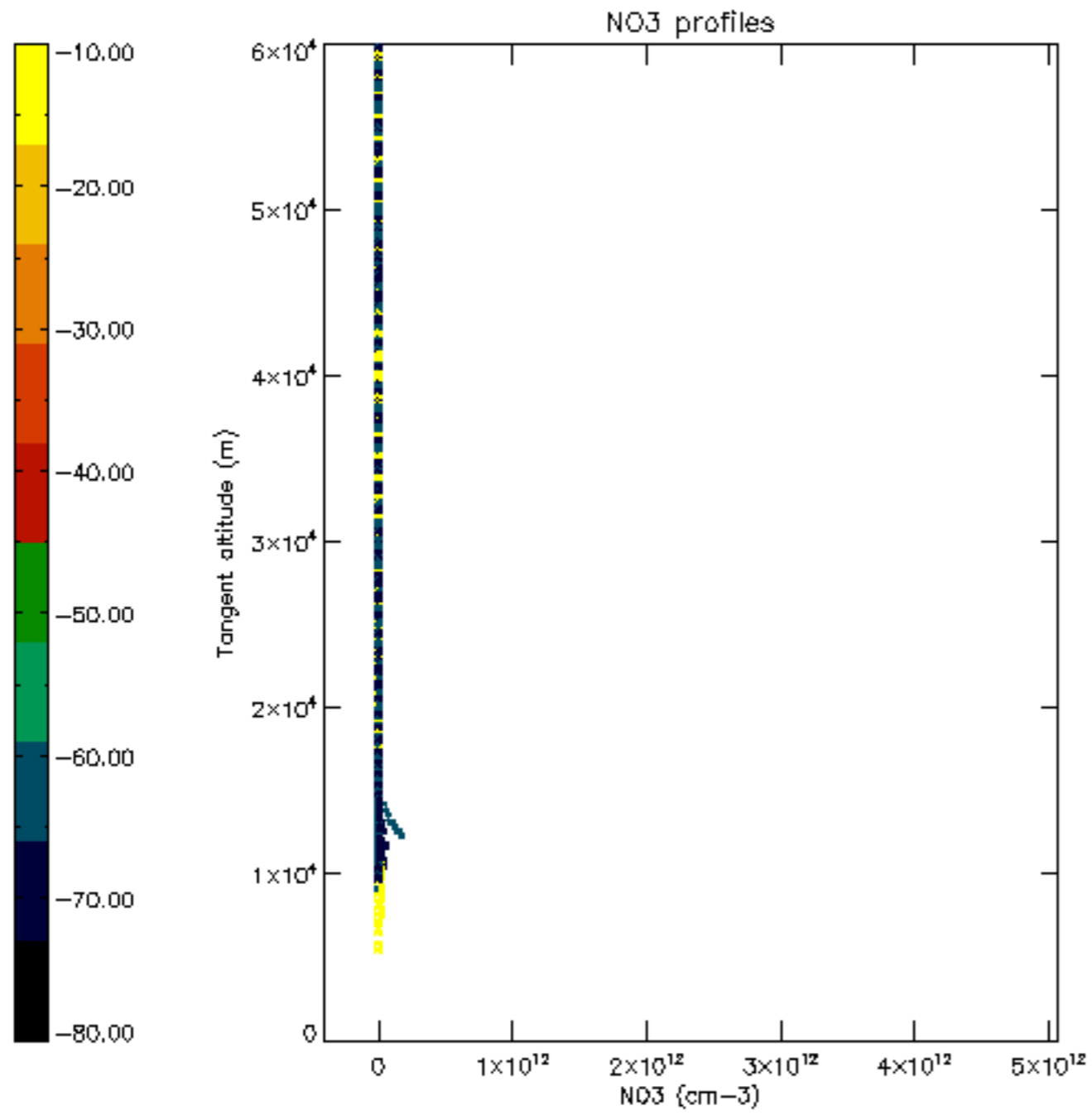


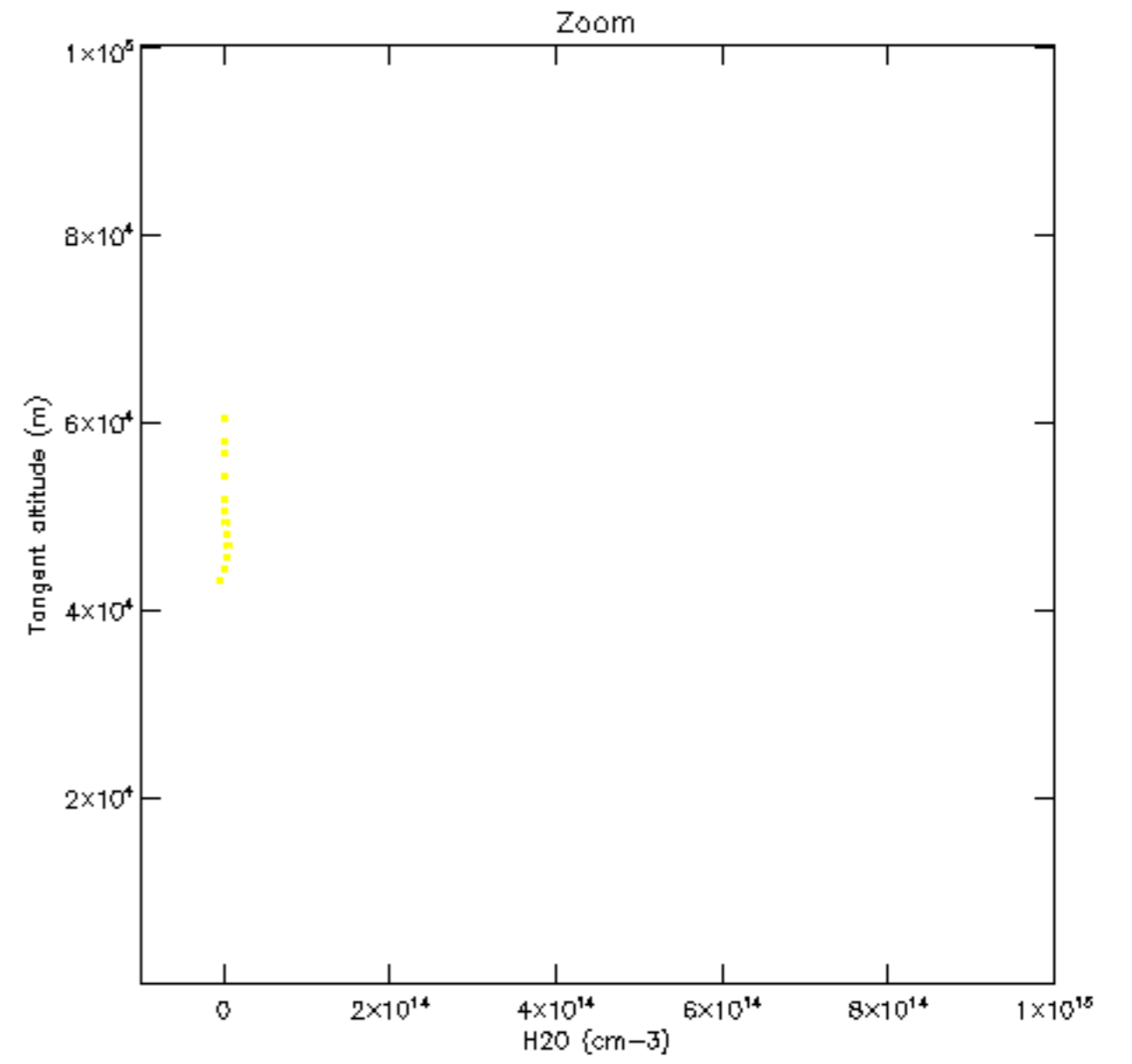
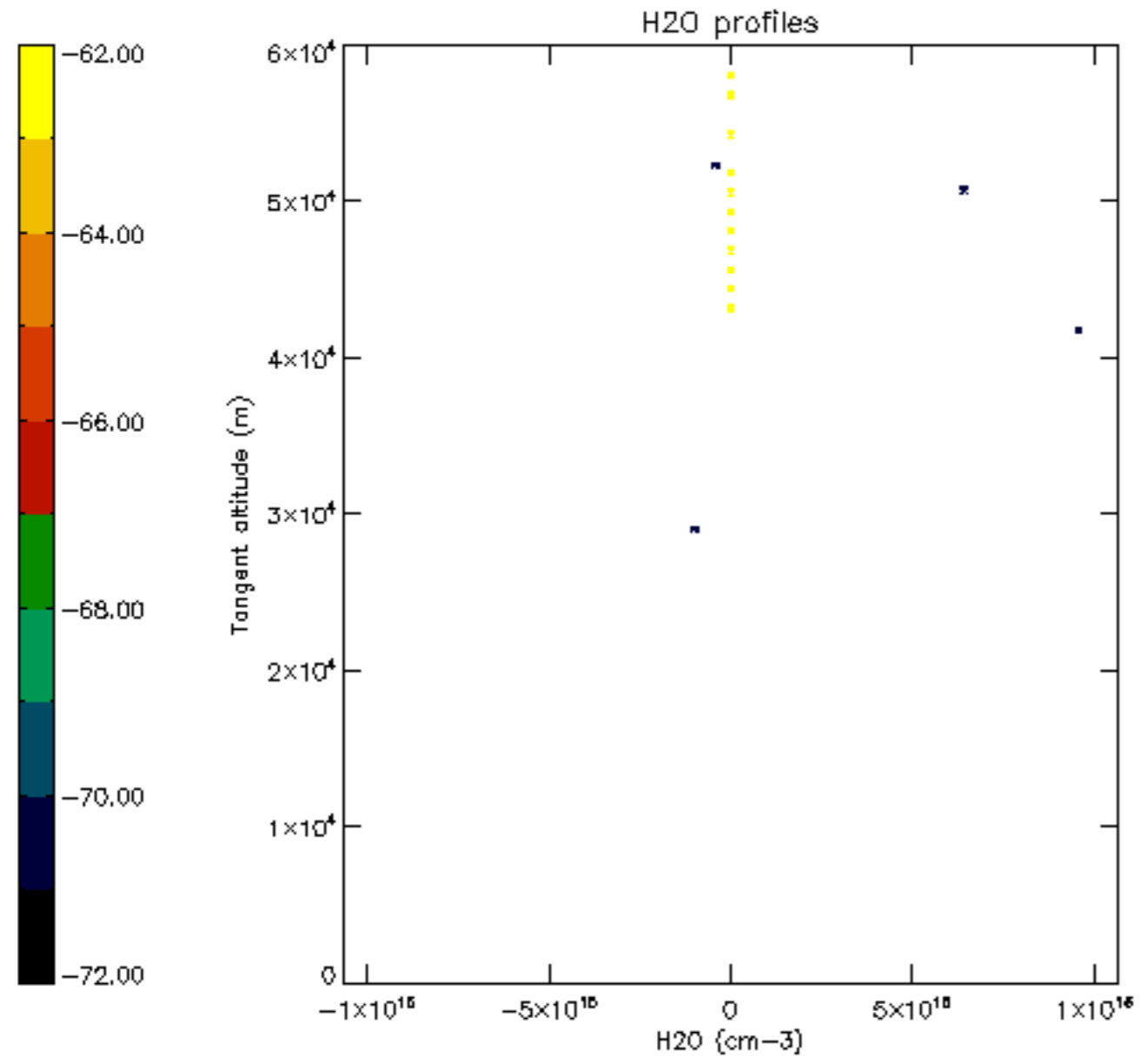


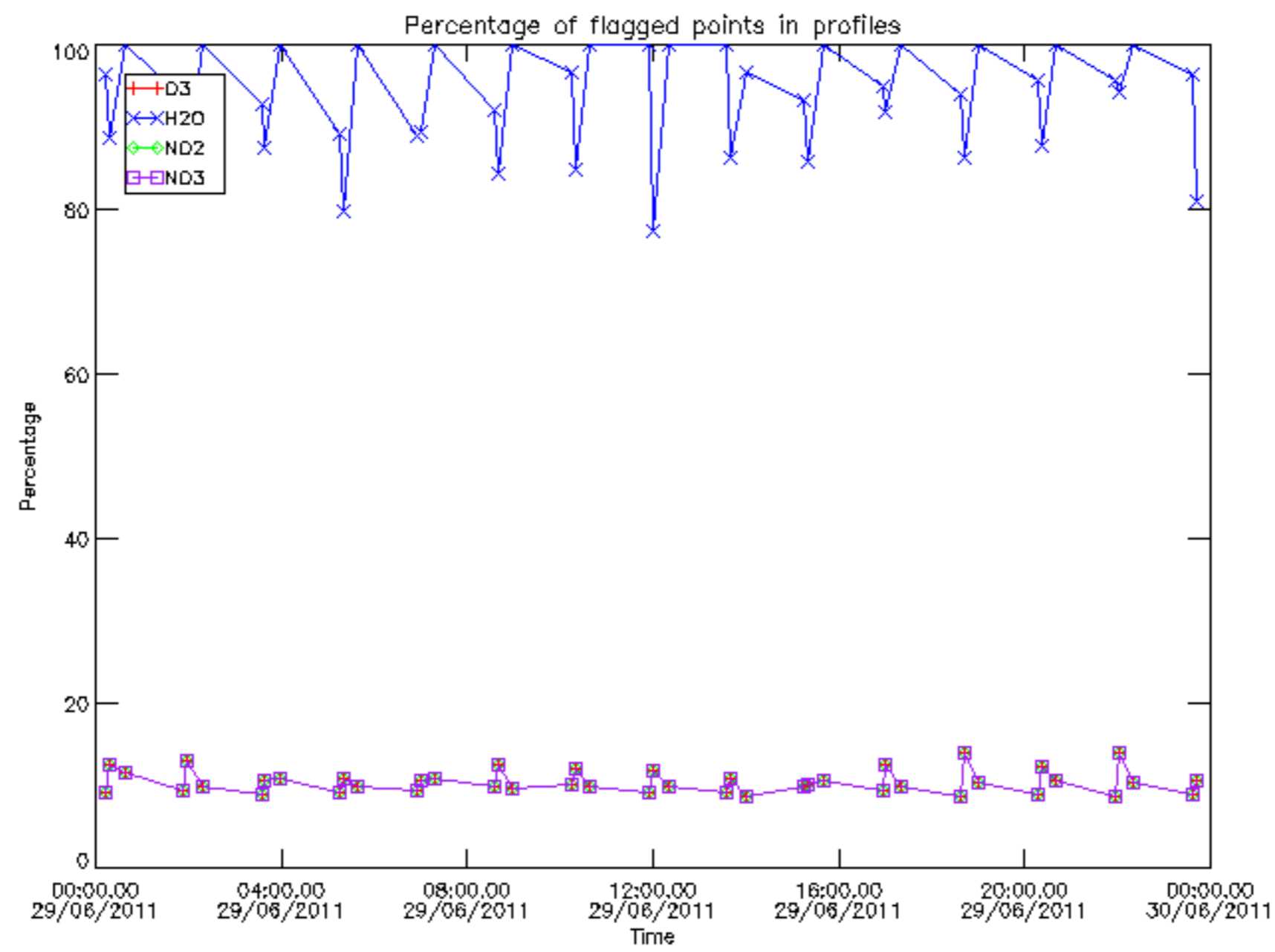




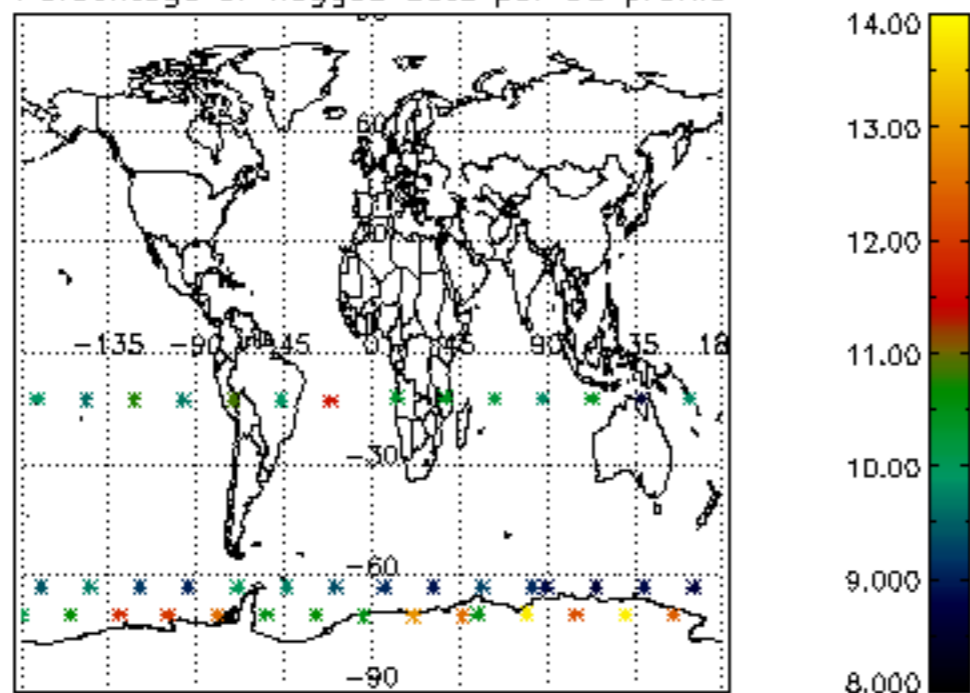




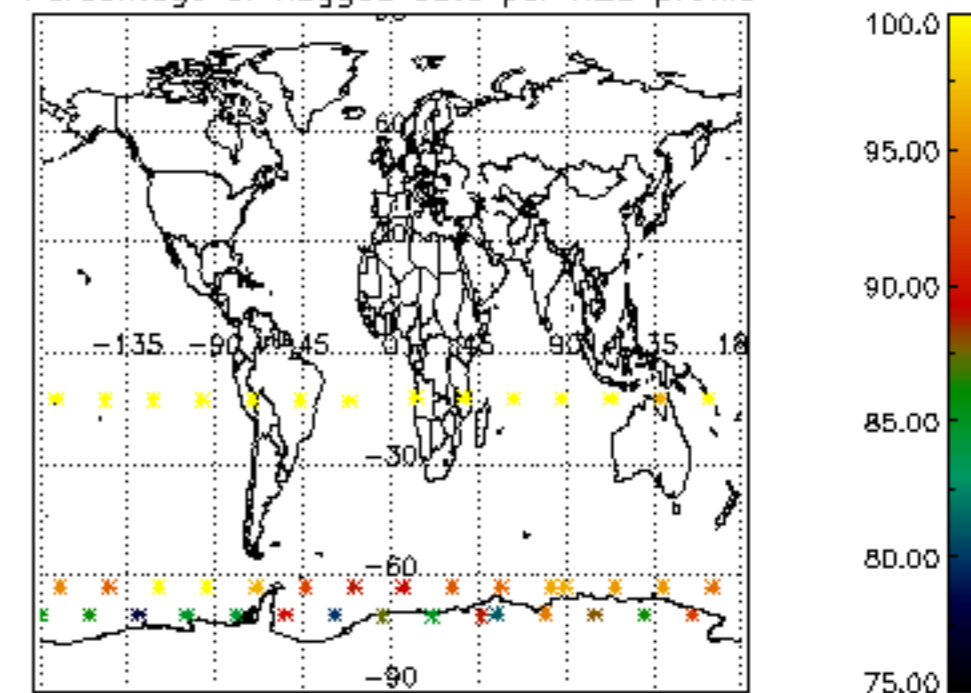




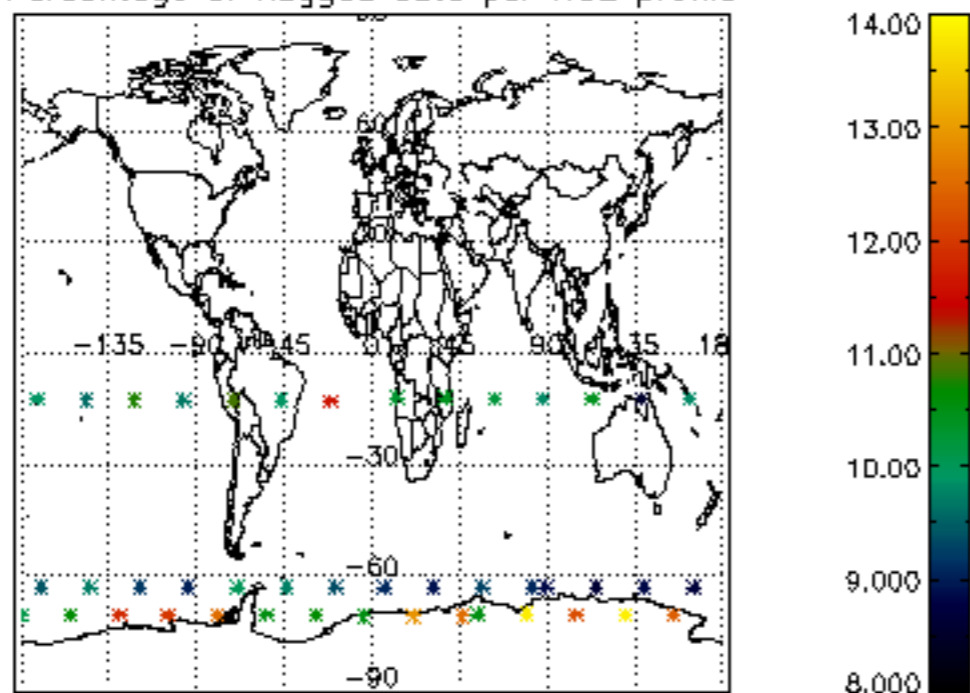
Percentage of flagged data per D3 profile



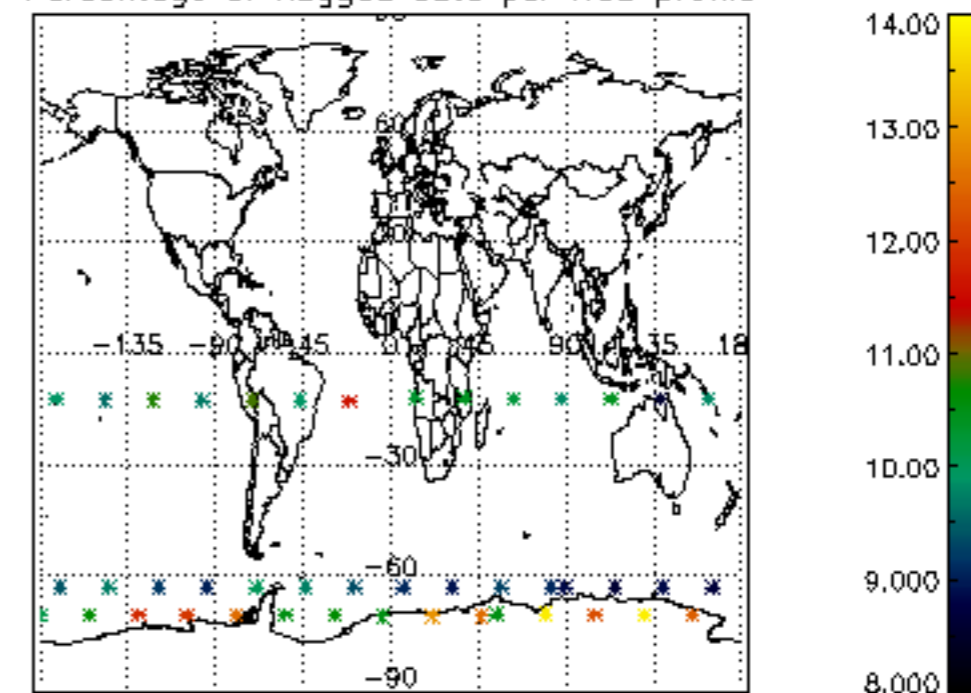
Percentage of flagged data per H2O profile

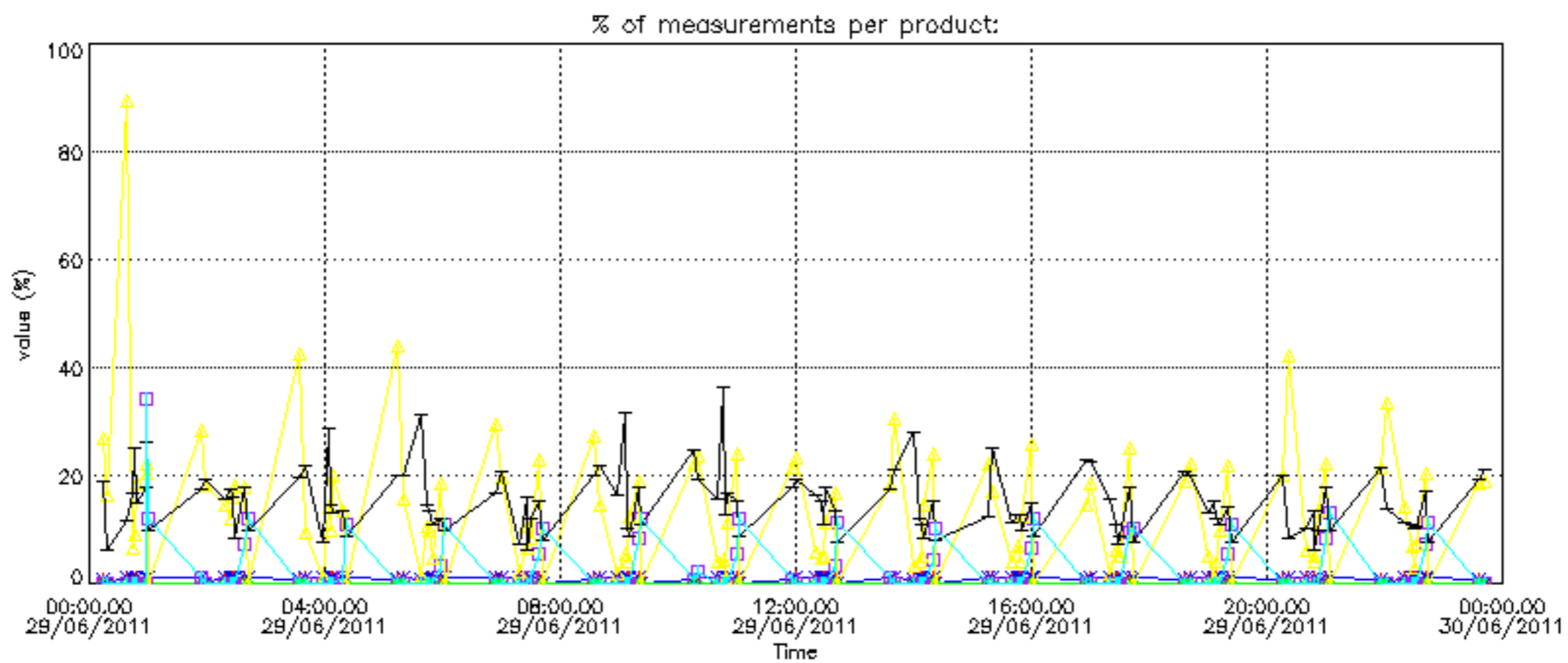


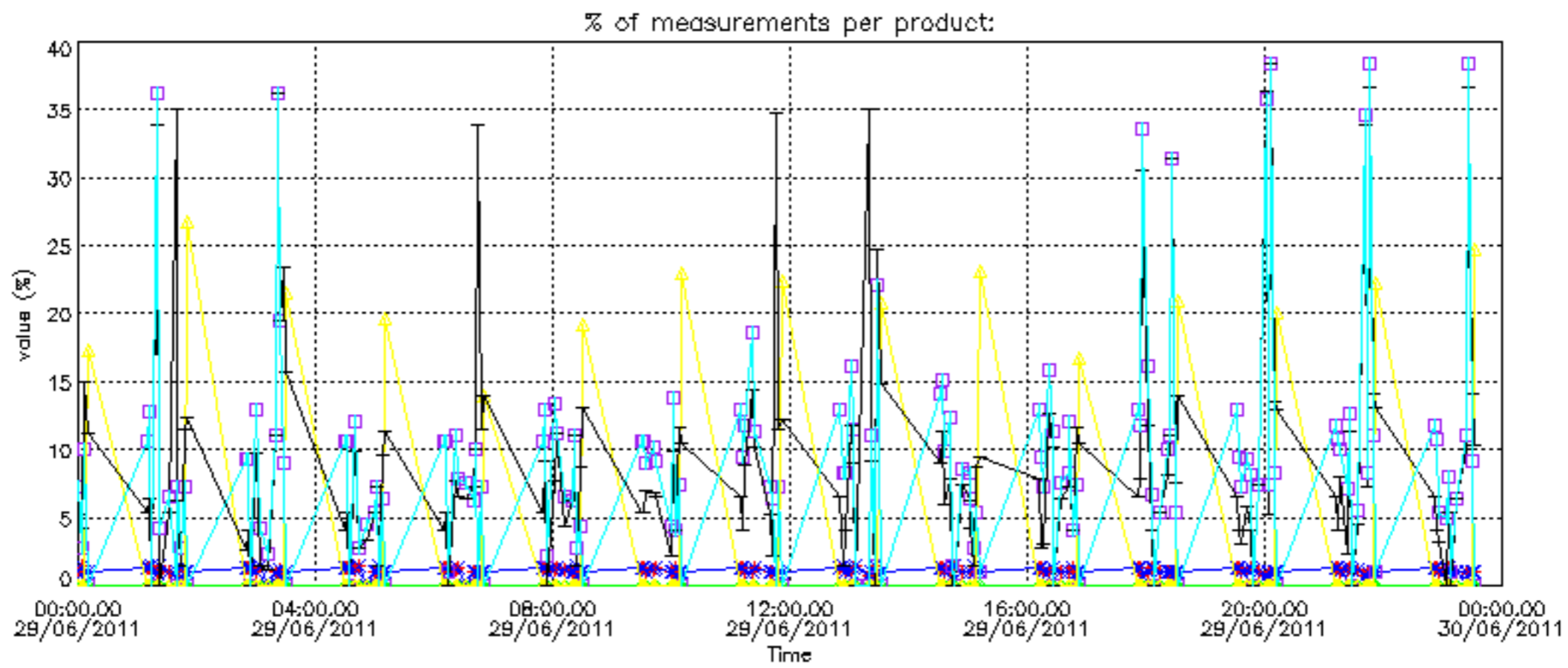
Percentage of flagged data per NO2 profile



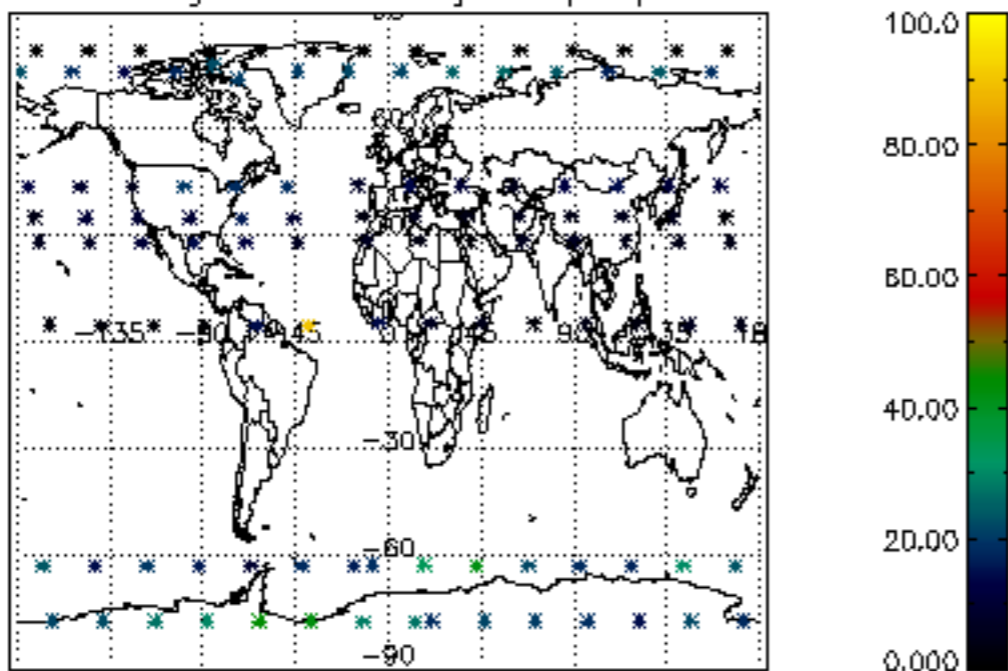
Percentage of flagged data per NO3 profile



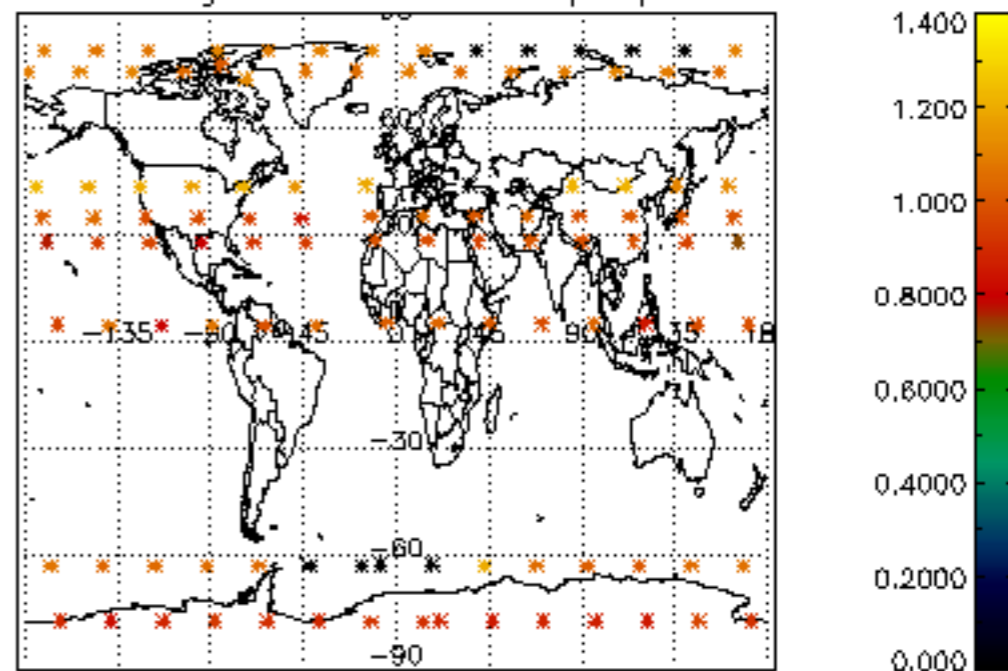




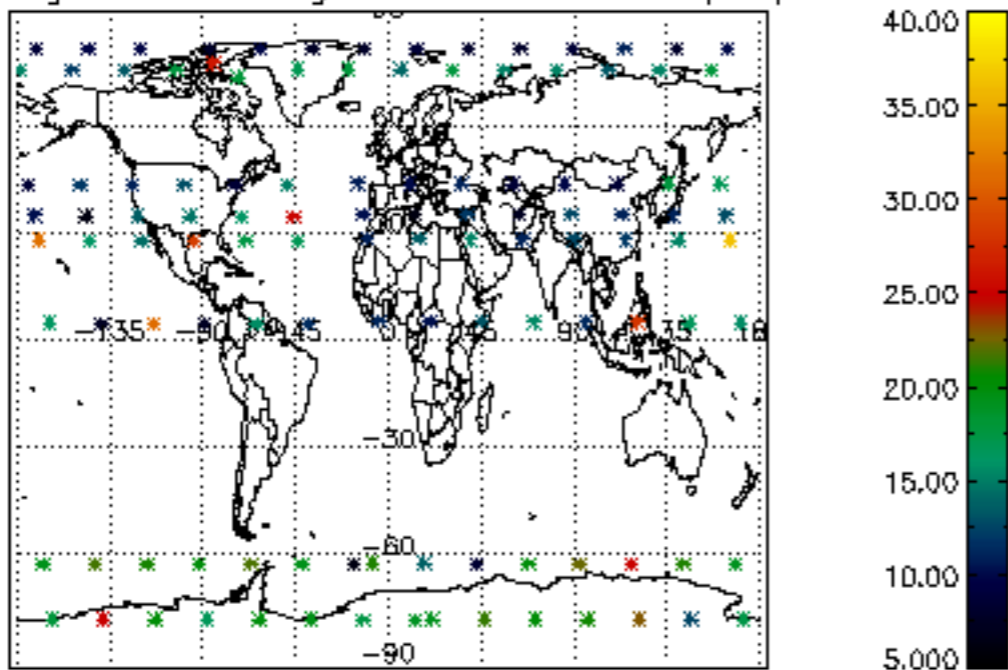
Percentage of cosmic ray hits per profile



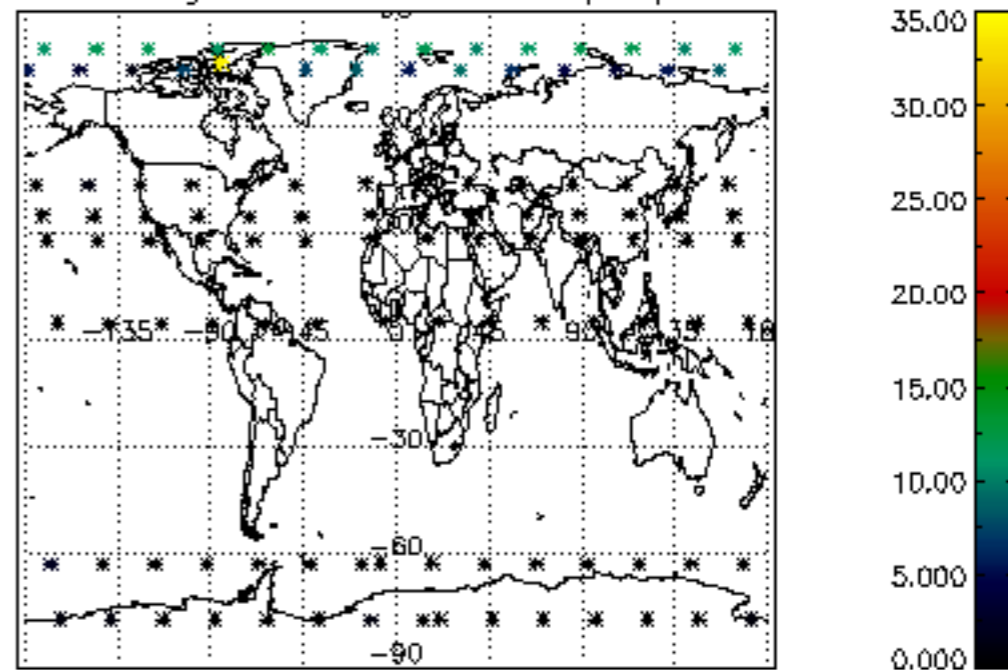
Percentage of datation errors per profile



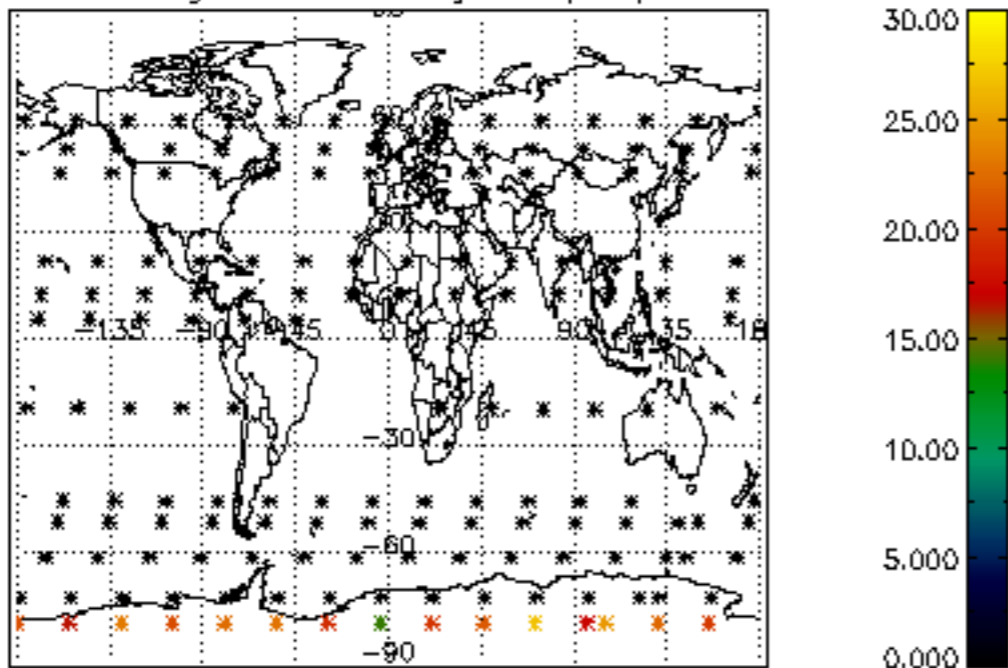
Percentage of star falling outside central band per profile



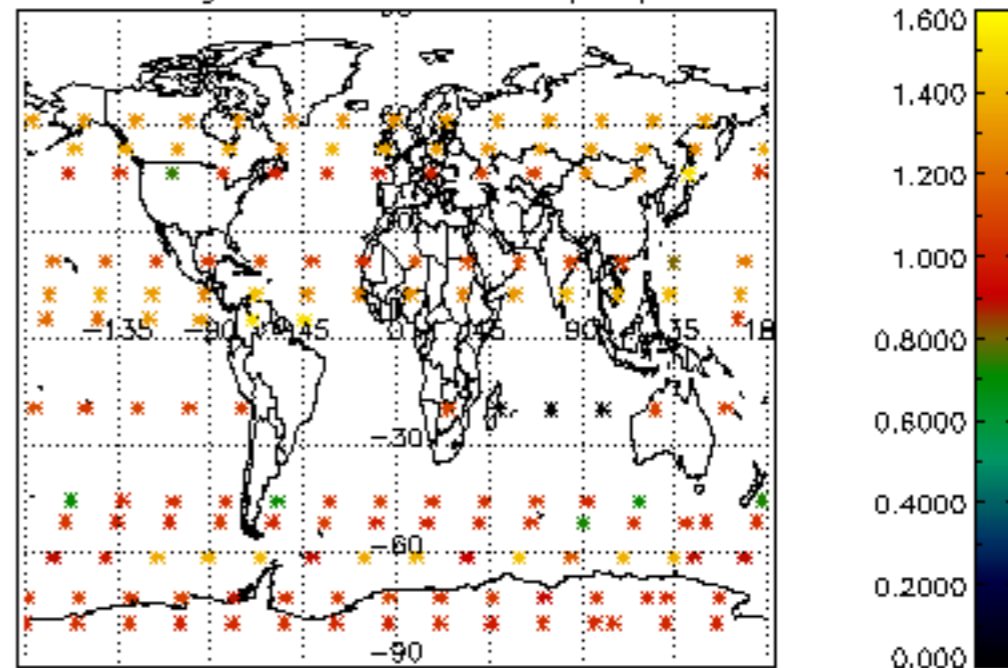
Percentage of saturation errors per profile



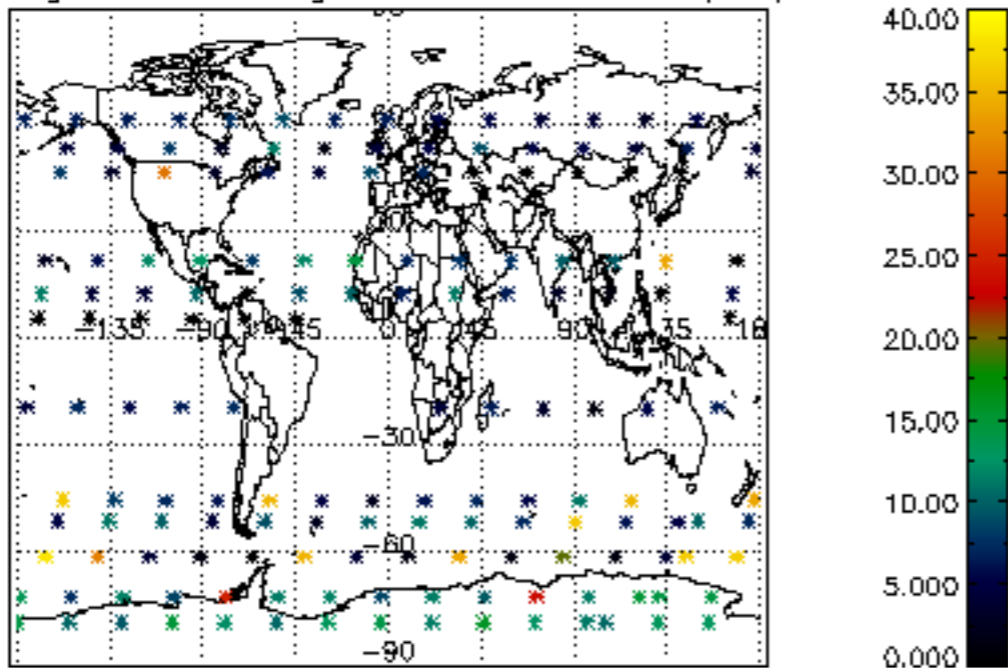
Percentage of cosmic ray hits per profile



Percentage of datation errors per profile



Percentage of star falling outside central band per profile



Percentage of saturation errors per profile

