

GOMOS Level 2 Daily Report

SUMMARY

[1. General Info](#)

[2. Summary of processed GOM_NL_2P products](#)

[3. Level 2 Quality information per product](#)

[3.1 Plot of level 2 quality information per product \(time dependant\)](#)

[3.2 Plot of level 2 quality information per product \(world map\)](#)

[4. Level 1 Quality information per product \(stored on level 2 products\)](#)

[4.1 Plot of level 1 quality information per product \(time dependant\)](#)

[4.1.1 Plot of level 1 quality information per product \(time dependant\): ASCENDING](#)

[4.1.2 Plot of level 1 quality information per product \(time dependant\): DESCENDING](#)

[4.2 Plot of level 1 quality information per product \(world map\)](#)

[4.2.1 Plot of level 1 quality information per product \(world map\): ASCENDING](#)

[4.2.2 Plot of level 1 quality information per product \(world map\): DESCENDING](#)

[5. Ozone profiles based on quality statistics and other trace gas profiles](#)

[5.1 Ozone statistics based on quality of products](#)

[5.2 Plot ozone profiles for all STD \(dark without errors\)](#)

[5.3 Plot ozone profiles where STD < 20% \(dark without errors\)](#)

[5.4. Plot ozone profiles where STD < 10% \(dark without errors\)](#)

[5.5. Plot ozone profiles where STD < 5% \(dark without errors\)](#)

[5.6 Plot NO2 profiles for all STD \(dark without errors\)](#)

[5.7 Plot NO3 profiles for all STD \(dark without errors\)](#)

[5.8 Plot H2O profiles \(only for occultations of stars 1,2,3,4,13,14,16,26,63 dark without errors\) for all STD](#)

[6. Auxiliary Data Files used for the production reported in section 2](#)

This report presents the daily analysis on parameters extracted from GOMOS level 2 data (GOM_NL__2P). It is intended to monitor some important parameters that will impact the quality of these products. A list of level 2 products (and content) that have arrived during the reporting day to the PCF is also given.

Item	Value
Time of report generation	24APR2013 15:11:31
Data source version	GOMOS/6.01
Start time of products	27-06-2011 (27JUN2011 00:00:00)
Stop time of products	28-06-2011 (28JUN2011 00:00:00)
Store outputs in DB	Yes
Nb of level 2 prods	273
Nb of prods with errors	0

2. Summary of processed GOM_NL__2P products.

Nr	Filename	UTC Start time	Limb	Duration	Star Id	Star Name	Star Mag	Star Temp	Nb Meas	Orbit	Prod. error
1	GOM_NL__2PRFIN20110627_001019_000000473104_00031_48752_8842.N1	27-JUN-2011 00:10:19	Dark	47.000	84	Alp Phe	2.3970	4500.0	94	48752	No
2	GOM_NL__2PRFIN20110627_001648_000000533104_00031_48752_8843.N1	27-JUN-2011 00:16:48	Straylight	53.000	63	Bet Gru	2.1500	2800.0	106	48752	No
3	GOM_NL__2PRFIN20110627_001847_000000513104_00031_48752_8844.N1	27-JUN-2011 00:18:47	Straylight	50.500	31	Alp Gru	1.7340	15200.	101	48752	No
4	GOM_NL__2PRFIN20110627_002129_000000423104_00031_48752_8845.N1	27-JUN-2011 00:21:29	Straylight	42.000	45	Alp Pav	1.9400	26000.	84	48752	No
5	GOM_NL__2PRFIN20110627_003026_000000473104_00031_48752_8846.N1	27-JUN-2011 00:30:26	Twilight_stray	46.500	38	20Eps Sgr	1.8360	11000.	93	48752	No
6	GOM_NL__2PRFIN20110627_003149_000000573104_00031_48752_8847.N1	27-JUN-2011 00:31:49	Bright	57.000	116	19Del Sgr	2.7000	4100.0	114	48752	No
7	GOM_NL__2PRFIN20110627_003355_000000473104_00031_48752_8848.N1	27-JUN-2011 00:33:55	Bright	46.500	155	41Pi Sgr	2.9000	6600.0	93	48752	No
8	GOM_NL__2PRFIN20110627_004226_000000393104_00031_48752_8849.N1	27-JUN-2011 00:42:26	Bright	38.500	126	60Bet Oph	2.7700	4250.0	77	48752	No
9	GOM_NL__2PRFIN20110627_004446_000000383104_00031_48752_8850.N1	27-JUN-2011 00:44:46	Bright	38.000	59	55Alp Oph	2.0800	8900.0	76	48752	No
10	GOM_NL__2PRFIN20110627_005354_000000423104_00031_48752_8851.N1	27-JUN-2011 00:53:54	Bright	42.000	5	3Alp Lyr	0.033000	11000.	84	48752	No
11	GOM_NL__2PRFIN20110627_005616_000000383104_00031_48752_8852.N1	27-JUN-2011 00:56:16	Bright	37.500	130	23Bet Dra	2.7990	5800.0	75	48752	No
12	GOM_NL__2PRFIN20110627_010530_000000473104_00031_48752_8853.N1	27-JUN-2011 01:05:30	Bright	47.000	89	5Alp Cep	2.4510	8000.0	94	48752	No
13	GOM_NL__2PRFIN20110627_011241_000000463104_00031_48752_8854.N1	27-JUN-2011 01:12:41	Bright	46.000	74	11Bet Cas	2.2680	6600.0	92	48752	No
14	GOM_NL__2PRFIN20110627_011419_000000483104_00031_48752_8855.N1	27-JUN-2011 01:14:19	Bright	48.000	68	18Alp Cas	2.2250	4500.0	96	48752	No
15	GOM_NL__2PRFIN20110627_011658_000000363104_00031_48752_8856.N1	27-JUN-2011 01:16:58	Bright	35.500	160	23Gam Per	2.9300	4700.0	71	48752	No
16	GOM_NL__2PRFIN20110627_012021_000000493104_00031_48752_8857.N1	27-JUN-2011 01:20:21	Bright	48.500	73	57Gam1And	2.2600	13100.	97	48752	No
17	GOM_NL__2PRFIN20110627_012253_000000463104_00031_48752_8858.N1	27-JUN-2011 01:22:53	Twilight_stray	45.500	173	4Bet Tri	3.0040	8900.0	91	48752	No
18	GOM_NL__2PRFIN20110627_012656_000000573104_00031_48752_8859.N1	27-JUN-2011 01:26:56	Dark	56.500	50	13Alp Ari	2.0070	4250.0	113	48752	No
19	GOM_NL__2PRFIN20110627_013150_000000453104_00031_48752_8860.N1	27-JUN-2011 01:31:50	Dark	44.500	94	92Alp Cet	2.5260	3100.0	89	48752	No
20	GOM_NL__2PRFIN20110627_015034_000000553104_00032_48753_8852.N1	27-JUN-2011 01:50:34	Dark	55.000	84	Alp Phe	2.3970	4500.0	110	48753	No
21	GOM_NL__2PRFIN20110627_015703_000000643104_00032_48753_8853.N1	27-JUN-2011 01:57:03	Straylight	63.500	63	Bet Gru	2.1500	2800.0	127	48753	No
22	GOM_NL__2PRFIN20110627_015902_000000583104_00032_48753_8854.N1	27-JUN-2011 01:59:02	Straylight	58.000	31	Alp Gru	1.7340	15200.	116	48753	No
23	GOM_NL__2PRFIN20110627_020143_000000443104_00032_48753_8855.N1	27-JUN-2011 02:01:43	Straylight	44.000	45	Alp Pav	1.9400	26000.	88	48753	No
24	GOM_NL__2PRFIN20110627_021040_000000453104_00032_48753_8856.N1	27-JUN-2011 02:10:40	Twilight_stray	44.500	38	20Eps Sgr	1.8360	11000.	89	48753	No
25	GOM_NL__2PRFIN20110627_021203_000000483104_00032_48753_8857.N1	27-JUN-2011 02:12:03	Bright	48.000	116	19Del Sgr	2.7000	4100.0	96	48753	No
26	GOM_NL__2PRFIN20110627_021409_000000473104_00032_48753_8858.N1	27-JUN-2011 02:14:09	Bright	46.500	155	41Pi Sgr	2.9000	6600.0	93	48753	No
27	GOM_NL__2PRFIN20110627_022239_000000383104_00032_48753_8859.N1	27-JUN-2011 02:22:39	Bright	38.000	126	60Bet Oph	2.7700	4250.0	76	48753	No
28	GOM_NL__2PRFIN20110627_022500_000000383104_00032_48753_8860.N1	27-JUN-2011 02:25:00	Bright	37.500	59	55Alp Oph	2.0800	8900.0	75	48753	No
29	GOM_NL__2PRFIN20110627_023408_000000483104_00032_48753_8861.N1	27-JUN-2011 02:34:08	Bright	48.000	5	3Alp Lyr	0.033000	11000.	96	48753	No
30	GOM_NL__2PRFIN20110627_023630_000000393104_00032_48753_8862.N1	27-JUN-2011 02:36:30	Bright	39.000	130	23Bet Dra	2.7990	5800.0	78	48753	No
31	GOM_NL__2PRFIN20110627_024543_000000443104_00032_48753_8863.N1	27-JUN-2011 02:45:43	Bright	44.000	89	5Alp Cep	2.4510	8000.0	88	48753	No
32	GOM_NL__2PRFIN20110627_025254_000000463104_00032_48753_8864.N1	27-JUN-2011 02:52:54	Bright	45.500	74	11Bet Cas	2.2680	6600.0	91	48753	No
33	GOM_NL__2PRFIN20110627_025432_000000483104_00032_48753_8865.N1	27-JUN-2011 02:54:32	Bright	48.000	68	18Alp Cas	2.2250	4500.0	96	48753	No
34	GOM_NL__2PRFIN20110627_025712_000000403104_00032_48753_8866.N1	27-JUN-2011 02:57:12	Bright	39.500	160	23Gam Per	2.9300	4700.0	79	48753	No
35	GOM_NL__2PRFIN20110627_030035_000000483104_00032_48753_8867.N1	27-JUN-2011 03:00:35	Bright	48.000	73	57Gam1And	2.2600	13100.	96	48753	No
36	GOM_NL__2PRFIN20110627_030307_000000483104_00032_48753_8868.N1	27-JUN-2011 03:03:07	Twilight_stray	48.000	173	4Bet Tri	3.0040	8900.0	96	48753	No
37	GOM_NL__2PRFIN20110627_030710_000000553104_00032_48753_8869.N1	27-JUN-2011 03:07:10	Dark	54.500	50	13Alp Ari	2.0070	4250.0	109	48753	No
38	GOM_NL__2PRFIN20110627_031204_000000403104_00032_48753_8870.N1	27-JUN-2011 03:12:04	Dark	40.000	94	92Alp Cet	2.5260	3100.0	80	48753	No
39	GOM_NL__2PRFIN20110627_033049_000000493104_00033_48754_8865.N1	27-JUN-2011 03:30:49	Dark	48.500	84	Alp Phe	2.3970	4500.0	97	48754	No
40	GOM_NL__2PRFIN20110627_033718_000000513104_00033_48754_8866.N1	27-JUN-2011 03:37:18	Straylight	51.000	63	Bet Gru	2.1500	2800.0	102	48754	No
41	GOM_NL__2PRFIN20110627_033917_000000553104_00033_48754_8867.N1	27-JUN-2011 03:39:17	Straylight	55.000	31	Alp Gru	1.7340	15200.	110	48754	No
42	GOM_NL__2PRFIN20110627_034158_000000443104_00033_48754_8868.N1	27-JUN-2011 03:41:58	Straylight	43.500	45	Alp Pav	1.9400	26000.	87	48754	No

43	GOM_NL__2PRFIN20110627_035055_000000453104_00033_48754_8869.N1	27-JUN-2011 03:50:55	Twilight	44.500	38	20Eps Sgr	1.8360	11000.	89	48754	No
44	GOM_NL__2PRFIN20110627_035217_000000433104_00033_48754_8870.N1	27-JUN-2011 03:52:17	Bright	43.000	116	19Del Sgr	2.7000	4100.0	86	48754	No
45	GOM_NL__2PRFIN20110627_035423_000000473104_00033_48754_8871.N1	27-JUN-2011 03:54:23	Bright	47.000	155	41Pi Sgr	2.9000	6600.0	94	48754	No
46	GOM_NL__2PRFIN20110627_040253_000000383104_00033_48754_8872.N1	27-JUN-2011 04:02:53	Bright	38.000	126	60Bet Oph	2.7700	4250.0	76	48754	No
47	GOM_NL__2PRFIN20110627_040514_000000403104_00033_48754_8873.N1	27-JUN-2011 04:05:14	Bright	39.500	59	55Alp Oph	2.0800	8900.0	79	48754	No
48	GOM_NL__2PRFIN20110627_041421_000000463104_00033_48754_8874.N1	27-JUN-2011 04:14:21	Bright	46.000	5	3Alp Lyr	0.033000	11000.	92	48754	No
49	GOM_NL__2PRFIN20110627_041643_000000353104_00033_48754_8875.N1	27-JUN-2011 04:16:43	Bright	35.000	130	23Bet Dra	2.7990	5800.0	70	48754	No
50	GOM_NL__2PRFIN20110627_042557_000000463104_00033_48754_8876.N1	27-JUN-2011 04:25:57	Bright	45.500	89	5Alp Cep	2.4510	8000.0	91	48754	No
51	GOM_NL__2PRFIN20110627_043308_000000693104_00033_48754_8877.N1	27-JUN-2011 04:33:08	Bright	69.000	74	11Bet Cas	2.2680	6600.0	138	48754	No
52	GOM_NL__2PRFIN20110627_043446_000000473104_00033_48754_8878.N1	27-JUN-2011 04:34:46	Bright	47.000	68	18Alp Cas	2.2250	4500.0	94	48754	No
53	GOM_NL__2PRFIN20110627_043726_000000553104_00033_48754_8879.N1	27-JUN-2011 04:37:26	Bright	55.000	160	23Gam Per	2.9300	4700.0	110	48754	No
54	GOM_NL__2PRFIN20110627_044049_000000483104_00033_48754_8880.N1	27-JUN-2011 04:40:49	Bright	47.500	73	57Gam1And	2.2600	13100.	95	48754	No
55	GOM_NL__2PRFIN20110627_044321_000000493104_00033_48754_8881.N1	27-JUN-2011 04:43:21	Twilight	49.000	173	4Bet Tri	3.0040	8900.0	98	48754	No
56	GOM_NL__2PRFIN20110627_044724_000000563104_00033_48754_8882.N1	27-JUN-2011 04:47:24	Dark	56.000	50	13Alp Ari	2.0070	4250.0	112	48754	No
57	GOM_NL__2PRFIN20110627_045219_000000393104_00033_48754_8883.N1	27-JUN-2011 04:52:19	Dark	38.500	94	92Alp Cet	2.5260	3100.0	77	48754	No
58	GOM_NL__2PRFIN20110627_051104_000000473104_00034_48755_8876.N1	27-JUN-2011 05:11:04	Dark	46.500	84	Alp Phe	2.3970	4500.0	93	48755	No
59	GOM_NL__2PRFIN20110627_051733_000000553104_00034_48755_8877.N1	27-JUN-2011 05:17:33	Straylight	54.500	63	Bet Gru	2.1500	2800.0	109	48755	No
60	GOM_NL__2PRFIN20110627_051932_000000493104_00034_48755_8878.N1	27-JUN-2011 05:19:32	Straylight	49.000	31	Alp Gru	1.7340	15200.	98	48755	No
61	GOM_NL__2PRFIN20110627_052213_000000433104_00034_48755_8879.N1	27-JUN-2011 05:22:13	Straylight	42.500	45	Alp Pav	1.9400	26000.	85	48755	No
62	GOM_NL__2PRFIN20110627_053109_000000453104_00034_48755_8880.N1	27-JUN-2011 05:31:09	Twilight	45.000	38	20Eps Sgr	1.8360	11000.	90	48755	No
63	GOM_NL__2PRFIN20110627_053231_000000573104_00034_48755_8881.N1	27-JUN-2011 05:32:31	Bright	57.000	116	19Del Sgr	2.7000	4100.0	114	48755	No
64	GOM_NL__2PRFIN20110627_053438_000000473104_00034_48755_8882.N1	27-JUN-2011 05:34:38	Bright	47.000	155	41Pi Sgr	2.9000	6600.0	94	48755	No
65	GOM_NL__2PRFIN20110627_054307_000000393104_00034_48755_8883.N1	27-JUN-2011 05:43:07	Bright	38.500	126	60Bet Oph	2.7700	4250.0	77	48755	No
66	GOM_NL__2PRFIN20110627_054528_000000383104_00034_48755_8884.N1	27-JUN-2011 05:45:28	Bright	37.500	59	55Alp Oph	2.0800	8900.0	75	48755	No
67	GOM_NL__2PRFIN20110627_054543_000000463104_00034_48755_8885.N1	27-JUN-2011 05:45:43	Bright	46.000	5	3Alp Lyr	0.033000	11000.	92	48755	No
68	GOM_NL__2PRFIN20110627_055657_000000383104_00034_48755_8886.N1	27-JUN-2011 05:56:57	Bright	38.000	130	23Bet Dra	2.7990	5800.0	76	48755	No
69	GOM_NL__2PRFIN20110627_060610_000000473104_00034_48755_8887.N1	27-JUN-2011 06:06:10	Bright	46.500	89	5Alp Cep	2.4510	8000.0	93	48755	No
70	GOM_NL__2PRFIN20110627_061322_000000473104_00034_48755_8888.N1	27-JUN-2011 06:13:22	Bright	46.500	74	11Bet Cas	2.2680	6600.0	93	48755	No
71	GOM_NL__2PRFIN20110627_061500_000000493104_00034_48755_8889.N1	27-JUN-2011 06:15:00	Bright	48.500	68	18Alp Cas	2.2250	4500.0	97	48755	No
72	GOM_NL__2PRFIN20110627_061740_000000503104_00034_48755_8890.N1	27-JUN-2011 06:17:40	Bright	49.500	160	23Gam Per	2.9300	4700.0	99	48755	No
73	GOM_NL__2PRFIN20110627_062103_000000483104_00034_48755_8891.N1	27-JUN-2011 06:21:03	Bright	48.000	73	57Gam1And	2.2600	13100.	96	48755	No
74	GOM_NL__2PRFIN20110627_062335_000000493104_00034_48755_8892.N1	27-JUN-2011 06:23:35	Twilight	48.500	173	4Bet Tri	3.0040	8900.0	97	48755	No
75	GOM_NL__2PRFIN20110627_062739_000000533104_00034_48755_8893.N1	27-JUN-2011 06:27:39	Dark	53.000	50	13Alp Ari	2.0070	4250.0	106	48755	No
76	GOM_NL__2PRFIN20110627_063233_000000473104_00034_48755_8894.N1	27-JUN-2011 06:32:33	Dark	47.000	94	92Alp Cet	2.5260	3100.0	94	48755	No
77	GOM_NL__2PRFIN20110627_065120_000000473104_00035_48756_9776.N1	27-JUN-2011 06:51:20	Dark	46.500	84	Alp Phe	2.3970	4500.0	93	48756	No
78	GOM_NL__2PRFIN20110627_065748_000000533104_00035_48756_9777.N1	27-JUN-2011 06:57:48	Straylight	53.000	63	Bet Gru	2.1500	2800.0	106	48756	No
79	GOM_NL__2PRFIN20110627_065947_000000503104_00035_48756_9778.N1	27-JUN-2011 06:59:47	Straylight	49.500	31	Alp Gru	1.7340	15200.	99	48756	No
80	GOM_NL__2PRFIN20110627_070227_000000413104_00035_48756_9779.N1	27-JUN-2011 07:02:27	Straylight	41.000	45	Alp Pav	1.9400	26000.	82	48756	No
81	GOM_NL__2PRFIN20110627_071123_000000463104_00035_48756_9780.N1	27-JUN-2011 07:11:23	Twilight	46.000	38	20Eps Sgr	1.8360	11000.	92	48756	No
82	GOM_NL__2PRFIN20110627_071246_000000473104_00035_48756_9781.N1	27-JUN-2011 07:12:46	Bright	46.500	116	19Del Sgr	2.7000	4100.0	93	48756	No
83	GOM_NL__2PRFIN20110627_071452_000000473104_00035_48756_9782.N1	27-JUN-2011 07:14:52	Bright	47.000	155	41Pi Sgr	2.9000	6600.0	94	48756	No
84	GOM_NL__2PRFIN20110627_072322_000000383104_00035_48756_9783.N1	27-JUN-2011 07:23:22	Bright	37.500	126	60Bet Oph	2.7700	4250.0	75	48756	No
85	GOM_NL__2PRFIN20110627_072542_000000383104_00035_48756_9784.N1	27-JUN-2011 07:25:42	Bright	37.500	59	55Alp Oph	2.0800	8900.0	75	48756	No
86	GOM_NL__2PRFIN20110627_073448_000000473104_00035_48756_9785.N1	27-JUN-2011 07:34:48	Bright	47.000	5	3Alp Lyr	0.033000	11000.	94	48756	No
87	GOM_NL__2PRFIN20110627_073711_000000393104_00035_48756_9786.N1	27-JUN-2011 07:37:11	Bright	39.000	130	23Bet Dra	2.7990	5800.0	78	48756	No
88	GOM_NL__2PRFIN20110627_074623_000000443104_00035_48756_9787.N1	27-JUN-2011 07:46:23	Bright	43.500	89	5Alp Cep	2.4510	8000.0	87	48756	No
89	GOM_NL__2PRFIN20110627_075335_000000483104_00035_48756_9788.N1	27-JUN-2011 07:53:35	Bright	48.000	74	11Bet Cas	2.2680	6600.0	96	48756	No
90	GOM_NL__2PRFIN20110627_075513_000000503104_00035_48756_9789.N1	27-JUN-2011 07:55:13	Bright	49.500	68	18Alp Cas	2.2250	4500.0	99	48756	No
91	GOM_NL__2PRFIN20110627_075754_000000553104_00035_48756_9790.N1	27-JUN-2011 07:57:54	Bright	55.000	160	23Gam Per	2.9300	4700.0	110	48756	No
92	GOM_NL__2PRFIN20110627_080117_000000453104_00035_48756_9791.N1	27-JUN-2011 08:01:17	Bright	45.000	73	57Gam1And	2.2600	13100.	90	48756	No
93	GOM_NL__2PRFIN20110627_080349_000000493104_00035_48756_9792.N1	27-JUN-2011 08:03:49	Twilight	48.500	173	4Bet Tri	3.0040	8900.0	97	48756	No
94	GOM_NL__2PRFIN20110627_080753_000000533104_00035_48756_9793.N1	27-JUN-2011 08:07:53	Dark	53.000	50	13Alp Ari	2.0070	4250.0	106	48756	No
95	GOM_NL__2PRFIN20110627_081247_000000473104_00035_48756_9794.N1	27-JUN-2011 08:12:47	Dark	47.000	94	92Alp Cet	2.5260	3100.0	94	48756	No
96	GOM_NL__2PRFIN20110627_083134_000000593104_00036_48757_8910.N1	27-JUN-2011 08:31:34	Dark	58.500	84	Alp Phe	2.3970	4500.0	117	48757	No
97	GOM_NL__2PRFIN20110627_083803_000000653104_00036_48757_8911.N1	27-JUN-2011 08:38:03	Straylight	65.000	63	Bet Gru	2.1500	2800.0	130	48757	No
98	GOM_NL__2PRFIN20110627_084002_000000503104_00036_48757_8912.N1	27-JUN-2011 08:40:02	Straylight	49.500	31	Alp Gru	1.7340	15200.	99	48757	No
99	GOM_NL__2PRFIN20110627_084242_000000453104_00036_48757_8913.N1	27-JUN-2011 08:42:42	Straylight	44.500	45	Alp Pav	1.9400	26000.	89	48757	No
100	GOM_NL__2PRFIN20110627_085138_000000423104_00036_48757_8914.N1	27-JUN-2011 08:51:38	Twilight	42.000	38	20Eps Sgr	1.8360	11000.	84	48757	No
101	GOM_NL__2PRFIN20110627_085300_000000413104_00036_48757_8915.N1	27-JUN-2011 08:53:00	Bright	41.000	116	19Del Sgr	2.7000	4100.0	82	48757	No

102	GOM_NL__2PRFIN20110627_085506_000000463104_00036_48757_8916.N1	27-JUN-2011 08:55:06	Bright	46.000	155	41Pi Sgr	2.9000	6600.0	92	48757	No
103	GOM_NL__2PRFIN20110627_090335_000000383104_00036_48757_8917.N1	27-JUN-2011 09:03:35	Bright	38.000	126	60Bet Oph	2.7700	4250.0	76	48757	No
104	GOM_NL__2PRFIN20110627_090556_000000393104_00036_48757_8918.N1	27-JUN-2011 09:05:56	Bright	39.000	59	55Alp Oph	2.0800	8900.0	78	48757	No
105	GOM_NL__2PRFIN20110627_091502_000000463104_00036_48757_8919.N1	27-JUN-2011 09:15:02	Bright	46.000	5	3Alp Lyr	0.033000	11000.	92	48757	No
106	GOM_NL__2PRFIN20110627_091725_000000393104_00036_48757_8920.N1	27-JUN-2011 09:17:25	Bright	38.500	130	23Bet Dra	2.7990	5800.0	77	48757	No
107	GOM_NL__2PRFIN20110627_092637_000000473104_00036_48757_8921.N1	27-JUN-2011 09:26:37	Bright	47.000	89	5Alp Cep	2.4510	8000.0	94	48757	No
108	GOM_NL__2PRFIN20110627_093349_000000483104_00036_48757_8922.N1	27-JUN-2011 09:33:49	Bright	48.000	74	11Bet Cas	2.2680	6600.0	96	48757	No
109	GOM_NL__2PRFIN20110627_093527_000000503104_00036_48757_8923.N1	27-JUN-2011 09:35:27	Bright	49.500	68	18Alp Cas	2.2250	4500.0	99	48757	No
110	GOM_NL__2PRFIN20110627_093808_000000553104_00036_48757_8924.N1	27-JUN-2011 09:38:08	Bright	55.000	160	23Gam Per	2.9300	4700.0	110	48757	No
111	GOM_NL__2PRFIN20110627_094131_000000443104_00036_48757_8925.N1	27-JUN-2011 09:41:31	Bright	44.000	73	57Gam1And	2.2600	13100.	88	48757	No
112	GOM_NL__2PRFIN20110627_094403_000000473104_00036_48757_8926.N1	27-JUN-2011 09:44:03	Tw_i_and_stray	47.000	173	4Bet Tri	3.0040	8900.0	94	48757	No
113	GOM_NL__2PRFIN20110627_094807_000000573104_00036_48757_8927.N1	27-JUN-2011 09:48:07	Dark	56.500	50	13Alp Ari	2.0070	4250.0	113	48757	No
114	GOM_NL__2PRFIN20110627_095302_000000493104_00036_48757_8928.N1	27-JUN-2011 09:53:02	Dark	48.500	94	92Alp Cet	2.5260	3100.0	97	48757	No
115	GOM_NL__2PRFIN20110627_101150_000000483104_00037_48758_8956.N1	27-JUN-2011 10:11:50	Dark	48.000	84	Alp Phe	2.3970	4500.0	96	48758	No
116	GOM_NL__2PRFIN20110627_101818_000000523104_00037_48758_8957.N1	27-JUN-2011 10:18:18	Straylight	52.000	63	Bet Gru	2.1500	2800.0	104	48758	No
117	GOM_NL__2PRFIN20110627_102017_000000513104_00037_48758_8958.N1	27-JUN-2011 10:20:17	Straylight	50.500	31	Alp Gru	1.7340	15200.	101	48758	No
118	GOM_NL__2PRFIN20110627_102256_000000433104_00037_48758_8959.N1	27-JUN-2011 10:22:56	Straylight	42.500	45	Alp Pav	1.9400	26000.	85	48758	No
119	GOM_NL__2PRFIN20110627_103152_000000473104_00037_48758_8960.N1	27-JUN-2011 10:31:52	Tw_i_and_stray	46.500	38	20Eps Sgr	1.8360	11000.	93	48758	No
120	GOM_NL__2PRFIN20110627_103314_000000503104_00037_48758_8961.N1	27-JUN-2011 10:33:14	Bright	50.000	116	19Del Sgr	2.7000	4100.0	100	48758	No
121	GOM_NL__2PRFIN20110627_103520_000000473104_00037_48758_8962.N1	27-JUN-2011 10:35:20	Bright	46.500	155	41Pi Sgr	2.9000	6600.0	93	48758	No
122	GOM_NL__2PRFIN20110627_104349_000000393104_00037_48758_8963.N1	27-JUN-2011 10:43:49	Bright	38.500	126	60Bet Oph	2.7700	4250.0	77	48758	No
123	GOM_NL__2PRFIN20110627_104610_000000383104_00037_48758_8964.N1	27-JUN-2011 10:46:10	Bright	38.000	59	55Alp Oph	2.0800	8900.0	76	48758	No
124	GOM_NL__2PRFIN20110627_105515_000000493104_00037_48758_8965.N1	27-JUN-2011 10:55:15	Bright	49.000	5	3Alp Lyr	0.033000	11000.	98	48758	No
125	GOM_NL__2PRFIN20110627_105739_000000383104_00037_48758_8966.N1	27-JUN-2011 10:57:39	Bright	38.000	130	23Bet Dra	2.7990	5800.0	76	48758	No
126	GOM_NL__2PRFIN20110627_110650_000000473104_00037_48758_8967.N1	27-JUN-2011 11:06:50	Bright	47.000	89	5Alp Cep	2.4510	8000.0	94	48758	No
127	GOM_NL__2PRFIN20110627_111402_000000523104_00037_48758_8968.N1	27-JUN-2011 11:14:02	Bright	51.500	74	11Bet Cas	2.2680	6600.0	103	48758	No
128	GOM_NL__2PRFIN20110627_111540_000000483104_00037_48758_8969.N1	27-JUN-2011 11:15:40	Bright	47.500	68	18Alp Cas	2.2250	4500.0	95	48758	No
129	GOM_NL__2PRFIN20110627_111822_000000363104_00037_48758_8970.N1	27-JUN-2011 11:18:22	Bright	35.500	160	23Gam Per	2.9300	4700.0	71	48758	No
130	GOM_NL__2PRFIN20110627_112145_000000483104_00037_48758_8971.N1	27-JUN-2011 11:21:45	Bright	48.000	73	57Gam1And	2.2600	13100.	96	48758	No
131	GOM_NL__2PRFIN20110627_112417_000000483104_00037_48758_8972.N1	27-JUN-2011 11:24:17	Tw_i_and_stray	47.500	173	4Bet Tri	3.0040	8900.0	95	48758	No
132	GOM_NL__2PRFIN20110627_112821_000000563104_00037_48758_8973.N1	27-JUN-2011 11:28:21	Dark	55.500	50	13Alp Ari	2.0070	4250.0	111	48758	No
133	GOM_NL__2PRFIN20110627_113316_000000483104_00037_48758_8974.N1	27-JUN-2011 11:33:16	Dark	47.500	94	92Alp Cet	2.5260	3100.0	95	48758	No
134	GOM_NL__2PRFIN20110627_115204_000000533104_00038_48759_8978.N1	27-JUN-2011 11:52:04	Dark	52.500	84	Alp Phe	2.3970	4500.0	105	48759	No
135	GOM_NL__2PRFIN20110627_115833_000000533104_00038_48759_8979.N1	27-JUN-2011 11:58:33	Straylight	52.500	63	Bet Gru	2.1500	2800.0	105	48759	No
136	GOM_NL__2PRFIN20110627_120032_000000553104_00038_48759_8980.N1	27-JUN-2011 12:00:32	Straylight	55.000	31	Alp Gru	1.7340	15200.	110	48759	No
137	GOM_NL__2PRFIN20110627_120311_000000423104_00038_48759_8981.N1	27-JUN-2011 12:03:11	Straylight	41.500	45	Alp Pav	1.9400	26000.	83	48759	No
138	GOM_NL__2PRFIN20110627_121206_000000443104_00038_48759_8982.N1	27-JUN-2011 12:12:06	Tw_i_and_stray	43.500	38	20Eps Sgr	1.8360	11000.	87	48759	No
139	GOM_NL__2PRFIN20110627_121329_000000443104_00038_48759_8983.N1	27-JUN-2011 12:13:29	Bright	44.000	116	19Del Sgr	2.7000	4100.0	88	48759	No
140	GOM_NL__2PRFIN20110627_121534_000000473104_00038_48759_8984.N1	27-JUN-2011 12:15:34	Bright	46.500	155	41Pi Sgr	2.9000	6600.0	93	48759	No
141	GOM_NL__2PRFIN20110627_122403_000000393104_00038_48759_8985.N1	27-JUN-2011 12:24:03	Bright	38.500	126	60Bet Oph	2.7700	4250.0	77	48759	No
142	GOM_NL__2PRFIN20110627_122624_000000373104_00038_48759_8986.N1	27-JUN-2011 12:26:24	Bright	36.500	59	55Alp Oph	2.0800	8900.0	73	48759	No
143	GOM_NL__2PRFIN20110627_123529_000000423104_00038_48759_8987.N1	27-JUN-2011 12:35:29	Bright	42.000	5	3Alp Lyr	0.033000	11000.	84	48759	No
144	GOM_NL__2PRFIN20110627_123752_000000403104_00038_48759_8988.N1	27-JUN-2011 12:37:52	Bright	39.500	130	23Bet Dra	2.7990	5800.0	79	48759	No
145	GOM_NL__2PRFIN20110627_124703_000000453104_00038_48759_8989.N1	27-JUN-2011 12:47:03	Bright	45.000	89	5Alp Cep	2.4510	8000.0	90	48759	No
146	GOM_NL__2PRFIN20110627_125416_000000483104_00038_48759_8990.N1	27-JUN-2011 12:54:16	Bright	47.500	74	11Bet Cas	2.2680	6600.0	95	48759	No
147	GOM_NL__2PRFIN20110627_125554_000000483104_00038_48759_8991.N1	27-JUN-2011 12:55:54	Bright	48.000	68	18Alp Cas	2.2250	4500.0	96	48759	No
148	GOM_NL__2PRFIN20110627_125836_000000523104_00038_48759_8992.N1	27-JUN-2011 12:58:36	Bright	51.500	160	23Gam Per	2.9300	4700.0	103	48759	No
149	GOM_NL__2PRFIN20110627_130159_000000483104_00038_48759_8993.N1	27-JUN-2011 13:01:59	Bright	48.000	73	57Gam1And	2.2600	13100.	96	48759	No
150	GOM_NL__2PRFIN20110627_130431_000000493104_00038_48759_8994.N1	27-JUN-2011 13:04:31	Tw_i_and_stray	49.000	173	4Bet Tri	3.0040	8900.0	98	48759	No
151	GOM_NL__2PRFIN20110627_130835_000000593104_00038_48759_8995.N1	27-JUN-2011 13:08:35	Dark	58.500	50	13Alp Ari	2.0070	4250.0	117	48759	No
152	GOM_NL__2PRFIN20110627_131330_000000473104_00038_48759_8996.N1	27-JUN-2011 13:13:30	Dark	47.000	94	92Alp Cet	2.5260	3100.0	94	48759	No
153	GOM_NL__2PRFIN20110627_133219_000000523104_00039_48760_9005.N1	27-JUN-2011 13:32:19	Dark	51.500	84	Alp Phe	2.3970	4500.0	103	48760	No
154	GOM_NL__2PRFIN20110627_133848_000000523104_00039_48760_9006.N1	27-JUN-2011 13:38:48	Straylight	52.000	63	Bet Gru	2.1500	2800.0	104	48760	No
155	GOM_NL__2PRFIN20110627_134046_000000503104_00039_48760_9007.N1	27-JUN-2011 13:40:46	Straylight	49.500	31	Alp Gru	1.7340	15200.	99	48760	No
156	GOM_NL__2PRFIN20110627_134325_000000423104_00039_48760_9008.N1	27-JUN-2011 13:43:25	Straylight	42.000	45	Alp Pav	1.9400	26000.	84	48760	No
157	GOM_NL__2PRFIN20110627_135220_000000433104_00039_48760_9009.N1	27-JUN-2011 13:52:20	Tw_i_and_stray	43.000	38	20Eps Sgr	1.8360	11000.	86	48760	No
158	GOM_NL__2PRFIN20110627_135343_000000473104_00039_48760_9010.N1	27-JUN-2011 13:53:43	Bright	47.000	116	19Del Sgr	2.7000	4100.0	94	48760	No
159	GOM_NL__2PRFIN20110627_135549_000000473104_00039_48760_9011.N1	27-JUN-2011 13:55:49	Bright	46.500	155	41Pi Sgr	2.9000	6600.0	93	48760	No
160	GOM_NL__2PRFIN20110627_140417_000000393104_00039_48760_9012.N1	27-JUN-2011 14:04:17	Bright	39.000	126	60Bet Oph	2.7700	4250.0	78	48760	No

161	GOM_NL__2PRFIN20110627_140638_000000393104_00039_48760_9013.N1	27-JUN-2011 14:06:38	Bright	39.000	59	55Alp Oph	2.0800	8900.0	78	48760	No
162	GOM_NL__2PRFIN20110627_141542_000000453104_00039_48760_9014.N1	27-JUN-2011 14:15:42	Bright	45.000	5	3Alp Lyr	0.033000	11000.	90	48760	No
163	GOM_NL__2PRFIN20110627_141806_000000373104_00039_48760_9015.N1	27-JUN-2011 14:18:06	Bright	36.500	130	23Bet Dra	2.7990	5800.0	73	48760	No
164	GOM_NL__2PRFIN20110627_142717_000000483104_00039_48760_9016.N1	27-JUN-2011 14:27:17	Bright	47.500	89	5Alp Cep	2.4510	8000.0	95	48760	No
165	GOM_NL__2PRFIN20110627_143429_000000483104_00039_48760_9017.N1	27-JUN-2011 14:34:29	Bright	48.000	74	11Bet Cas	2.2680	6600.0	96	48760	No
166	GOM_NL__2PRFIN20110627_143608_000000463104_00039_48760_9018.N1	27-JUN-2011 14:36:08	Bright	46.000	68	18Alp Cas	2.2250	4500.0	92	48760	No
167	GOM_NL__2PRFIN20110627_143850_000000353104_00039_48760_9019.N1	27-JUN-2011 14:38:50	Bright	35.000	160	23Gam Per	2.9300	4700.0	70	48760	No
168	GOM_NL__2PRFIN20110627_144213_000000493104_00039_48760_9020.N1	27-JUN-2011 14:42:13	Bright	48.500	73	57Gam1And	2.2600	13100.	97	48760	No
169	GOM_NL__2PRFIN20110627_144445_000000503104_00039_48760_9021.N1	27-JUN-2011 14:44:45	Twi_and_stray	49.500	173	4Bet Tri	3.0040	8900.0	99	48760	No
170	GOM_NL__2PRFIN20110627_144850_000000543104_00039_48760_9022.N1	27-JUN-2011 14:48:50	Dark	54.000	50	13Alp Ari	2.0070	4250.0	108	48760	No
171	GOM_NL__2PRFIN20110627_145345_000000503104_00039_48760_9023.N1	27-JUN-2011 14:53:45	Dark	49.500	94	92Alp Cet	2.5260	3100.0	99	48760	No
172	GOM_NL__2PRFIN20110627_151234_000000493104_00040_48761_9044.N1	27-JUN-2011 15:12:34	Dark	49.000	84	Alp Phe	2.3970	4500.0	98	48761	No
173	GOM_NL__2PRFIN20110627_151903_000000553104_00040_48761_9045.N1	27-JUN-2011 15:19:03	Straylight	54.500	63	Bet Gru	2.1500	2800.0	109	48761	No
174	GOM_NL__2PRFIN20110627_152102_000000483104_00040_48761_9046.N1	27-JUN-2011 15:21:02	Straylight	47.500	31	Alp Gru	1.7340	15200.	95	48761	No
175	GOM_NL__2PRFIN20110627_152339_000000433104_00040_48761_9047.N1	27-JUN-2011 15:23:39	Straylight	42.500	45	Alp Pav	1.9400	26000.	85	48761	No
176	GOM_NL__2PRFIN20110627_153235_000000473104_00040_48761_9048.N1	27-JUN-2011 15:32:35	Twi_and_stray	46.500	38	20Eps Sgr	1.8360	11000.	93	48761	No
177	GOM_NL__2PRFIN20110627_153357_000000523104_00040_48761_9049.N1	27-JUN-2011 15:33:57	Bright	52.000	116	19Del Sgr	2.7000	4100.0	104	48761	No
178	GOM_NL__2PRFIN20110627_153603_000000473104_00040_48761_9050.N1	27-JUN-2011 15:36:03	Bright	47.000	155	41Pi Sgr	2.9000	6600.0	94	48761	No
179	GOM_NL__2PRFIN20110627_154431_000000393104_00040_48761_9051.N1	27-JUN-2011 15:44:31	Bright	39.000	126	60Bet Oph	2.7700	4250.0	78	48761	No
180	GOM_NL__2PRFIN20110627_154652_000000373104_00040_48761_9052.N1	27-JUN-2011 15:46:52	Bright	37.000	59	55Alp Oph	2.0800	8900.0	74	48761	No
181	GOM_NL__2PRFIN20110627_155555_000000493104_00040_48761_9053.N1	27-JUN-2011 15:55:55	Bright	48.500	5	3Alp Lyr	0.033000	11000.	97	48761	No
182	GOM_NL__2PRFIN20110627_155820_000000383104_00040_48761_9054.N1	27-JUN-2011 15:58:20	Bright	37.500	130	23Bet Dra	2.7990	5800.0	75	48761	No
183	GOM_NL__2PRFIN20110627_160730_000000483104_00040_48761_9055.N1	27-JUN-2011 16:07:30	Bright	48.000	89	5Alp Cep	2.4510	8000.0	96	48761	No
184	GOM_NL__2PRFIN20110627_161443_000000473104_00040_48761_9056.N1	27-JUN-2011 16:14:43	Bright	46.500	74	11Bet Cas	2.2680	6600.0	93	48761	No
185	GOM_NL__2PRFIN20110627_161621_000000463104_00040_48761_9057.N1	27-JUN-2011 16:16:21	Bright	45.500	68	18Alp Cas	2.2250	4500.0	91	48761	No
186	GOM_NL__2PRFIN20110627_161904_000000363104_00040_48761_9058.N1	27-JUN-2011 16:19:04	Bright	35.500	160	23Gam Per	2.9300	4700.0	71	48761	No
187	GOM_NL__2PRFIN20110627_162227_000000483104_00040_48761_9059.N1	27-JUN-2011 16:22:27	Bright	47.500	73	57Gam1And	2.2600	13100.	95	48761	No
188	GOM_NL__2PRFIN20110627_162459_000000483104_00040_48761_9060.N1	27-JUN-2011 16:24:59	Twi_and_stray	48.000	173	4Bet Tri	3.0040	8900.0	96	48761	No
189	GOM_NL__2PRFIN20110627_162904_000000543104_00040_48761_9061.N1	27-JUN-2011 16:29:04	Dark	54.000	50	13Alp Ari	2.0070	4250.0	108	48761	No
190	GOM_NL__2PRFIN20110627_163359_000000513104_00040_48761_9062.N1	27-JUN-2011 16:33:59	Dark	50.500	94	92Alp Cet	2.5260	3100.0	101	48761	No
191	GOM_NL__2PRFIN20110627_165249_000000483104_00041_48762_9066.N1	27-JUN-2011 16:52:49	Dark	47.500	84	Alp Phe	2.3970	4500.0	95	48762	No
192	GOM_NL__2PRFIN20110627_165918_000000553104_00041_48762_9067.N1	27-JUN-2011 16:59:18	Straylight	54.500	63	Bet Gru	2.1500	2800.0	109	48762	No
193	GOM_NL__2PRFIN20110627_170116_000000503104_00041_48762_9068.N1	27-JUN-2011 17:01:16	Straylight	50.000	31	Alp Gru	1.7340	15200.	100	48762	No
194	GOM_NL__2PRFIN20110627_170354_000000413104_00041_48762_9069.N1	27-JUN-2011 17:03:54	Straylight	40.500	45	Alp Pav	1.9400	26000.	81	48762	No
195	GOM_NL__2PRFIN20110627_171249_000000453104_00041_48762_9070.N1	27-JUN-2011 17:12:49	Twi_and_stray	45.000	38	20Eps Sgr	1.8360	11000.	90	48762	No
196	GOM_NL__2PRFIN20110627_171411_000000563104_00041_48762_9071.N1	27-JUN-2011 17:14:11	Bright	56.000	116	19Del Sgr	2.7000	4100.0	112	48762	No
197	GOM_NL__2PRFIN20110627_171617_000000473104_00041_48762_9072.N1	27-JUN-2011 17:16:17	Bright	47.000	155	41Pi Sgr	2.9000	6600.0	94	48762	No
198	GOM_NL__2PRFIN20110627_172445_000000393104_00041_48762_9073.N1	27-JUN-2011 17:24:45	Bright	38.500	126	60Bet Oph	2.7700	4250.0	77	48762	No
199	GOM_NL__2PRFIN20110627_172706_000000393104_00041_48762_9074.N1	27-JUN-2011 17:27:06	Bright	38.500	59	55Alp Oph	2.0800	8900.0	77	48762	No
200	GOM_NL__2PRFIN20110627_173609_000000473104_00041_48762_9075.N1	27-JUN-2011 17:36:09	Bright	47.000	5	3Alp Lyr	0.033000	11000.	94	48762	No
201	GOM_NL__2PRFIN20110627_173834_000000403104_00041_48762_9076.N1	27-JUN-2011 17:38:34	Bright	39.500	130	23Bet Dra	2.7990	5800.0	79	48762	No
202	GOM_NL__2PRFIN20110627_174743_000000453104_00041_48762_9077.N1	27-JUN-2011 17:47:43	Bright	45.000	89	5Alp Cep	2.4510	8000.0	90	48762	No
203	GOM_NL__2PRFIN20110627_175456_000000583104_00041_48762_9078.N1	27-JUN-2011 17:54:56	Bright	57.500	74	11Bet Cas	2.2680	6600.0	115	48762	No
204	GOM_NL__2PRFIN20110627_175635_000000473104_00041_48762_9079.N1	27-JUN-2011 17:56:35	Bright	47.000	68	18Alp Cas	2.2250	4500.0	94	48762	No
205	GOM_NL__2PRFIN20110627_175918_000000423104_00041_48762_9080.N1	27-JUN-2011 17:59:18	Bright	42.000	160	23Gam Per	2.9300	4700.0	84	48762	No
206	GOM_NL__2PRFIN20110627_180241_000000473104_00041_48762_9081.N1	27-JUN-2011 18:02:41	Bright	47.000	73	57Gam1And	2.2600	13100.	94	48762	No
207	GOM_NL__2PRFIN20110627_180513_000000503104_00041_48762_9082.N1	27-JUN-2011 18:05:13	Twi_and_stray	49.500	173	4Bet Tri	3.0040	8900.0	99	48762	No
208	GOM_NL__2PRFIN20110627_180918_000000603104_00041_48762_9083.N1	27-JUN-2011 18:09:18	Dark	60.000	50	13Alp Ari	2.0070	4250.0	120	48762	No
209	GOM_NL__2PRFIN20110627_181414_000000453104_00041_48762_9084.N1	27-JUN-2011 18:14:14	Dark	45.000	94	92Alp Cet	2.5260	3100.0	90	48762	No
210	GOM_NL__2PRFIN20110627_183304_000000543104_00042_48763_9076.N1	27-JUN-2011 18:33:04	Dark	54.000	84	Alp Phe	2.3970	4500.0	108	48763	No
211	GOM_NL__2PRFIN20110627_183933_000000503104_00042_48763_9077.N1	27-JUN-2011 18:39:33	Straylight	50.000	63	Bet Gru	2.1500	2800.0	100	48763	No
212	GOM_NL__2PRFIN20110627_184131_000000503104_00042_48763_9078.N1	27-JUN-2011 18:41:31	Straylight	49.500	31	Alp Gru	1.7340	15200.	99	48763	No
213	GOM_NL__2PRFIN20110627_184408_000000443104_00042_48763_9079.N1	27-JUN-2011 18:44:08	Straylight	44.000	45	Alp Pav	1.9400	26000.	88	48763	No
214	GOM_NL__2PRFIN20110627_185303_000000453104_00042_48763_9080.N1	27-JUN-2011 18:53:03	Twi_and_stray	44.500	38	20Eps Sgr	1.8360	11000.	89	48763	No
215	GOM_NL__2PRFIN20110627_185425_000000563104_00042_48763_9081.N1	27-JUN-2011 18:54:25	Bright	56.000	116	19Del Sgr	2.7000	4100.0	112	48763	No
216	GOM_NL__2PRFIN20110627_185631_000000483104_00042_48763_9082.N1	27-JUN-2011 18:56:31	Bright	47.500	155	41Pi Sgr	2.9000	6600.0	95	48763	No
217	GOM_NL__2PRFIN20110627_190459_000000383104_00042_48763_9083.N1	27-JUN-2011 19:04:59	Bright	38.000	126	60Bet Oph	2.7700	4250.0	76	48763	No
218	GOM_NL__2PRFIN20110627_190719_000000383104_00042_48763_9084.N1	27-JUN-2011 19:07:19	Bright	38.000	59	55Alp Oph	2.0800	8900.0	76	48763	No
219	GOM_NL__2PRFIN20110627_191622_000000463104_00042_48763_9085.N1	27-JUN-2011 19:16:22	Bright	45.500	5	3Alp Lyr	0.033000	11000.	91	48763	No

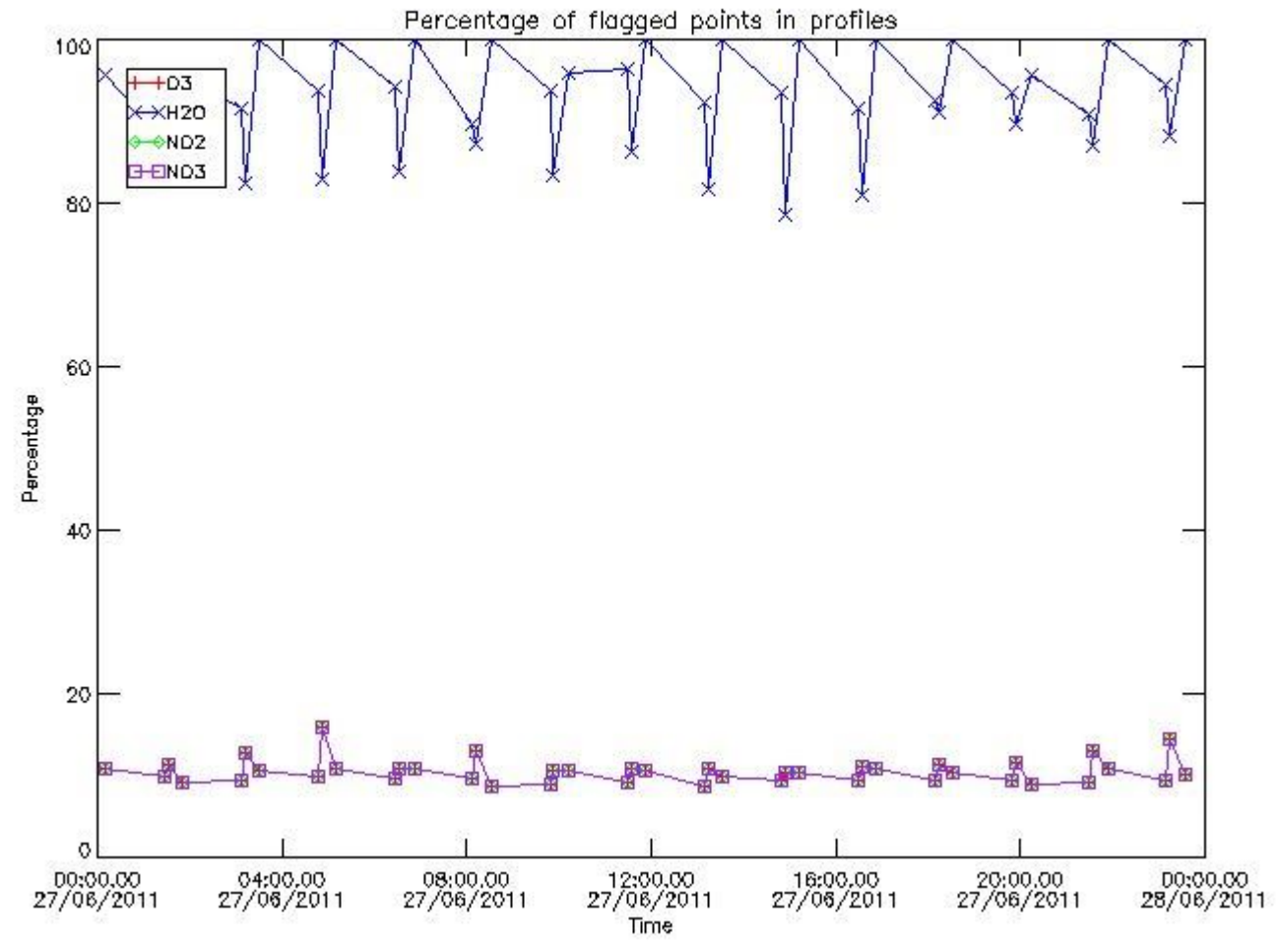
220	GOM_NL__2PRFIN20110627_191847_000000393104_00042_48763_9086.N1	27-JUN-2011 19:18:47	Bright	39.000	130	23Bet Dra	2.7990	5800.0	78	48763	No
221	GOM_NL__2PRFIN20110627_192757_000000453104_00042_48763_9087.N1	27-JUN-2011 19:27:57	Bright	44.500	89	5Alp Cep	2.4510	8000.0	89	48763	No
222	GOM_NL__2PRFIN20110627_193510_000000453104_00042_48763_9088.N1	27-JUN-2011 19:35:10	Bright	44.500	74	11Bet Cas	2.2680	6600.0	89	48763	No
223	GOM_NL__2PRFIN20110627_193648_000000563104_00042_48763_9089.N1	27-JUN-2011 19:36:48	Bright	56.000	68	18Alp Cas	2.2250	4500.0	112	48763	No
224	GOM_NL__2PRFIN20110627_193932_000000433104_00042_48763_9090.N1	27-JUN-2011 19:39:32	Bright	43.000	160	23Gam Per	2.9300	4700.0	86	48763	No
225	GOM_NL__2PRFIN20110627_194254_000000453104_00042_48763_9091.N1	27-JUN-2011 19:42:54	Bright	45.000	73	57Gam1And	2.2600	13100.	90	48763	No
226	GOM_NL__2PRFIN20110627_194528_000000483104_00042_48763_9092.N1	27-JUN-2011 19:45:28	Tw_i_and_stray	48.000	173	4Bet Tri	3.0040	8900.0	96	48763	No
227	GOM_NL__2PRFIN20110627_194933_000000543104_00042_48763_9093.N1	27-JUN-2011 19:49:33	Dark	54.000	50	13Alp Ari	2.0070	4250.0	108	48763	No
228	GOM_NL__2PRFIN20110627_195428_000000443104_00042_48763_9094.N1	27-JUN-2011 19:54:28	Dark	44.000	94	92Alp Cet	2.5260	3100.0	88	48763	No
229	GOM_NL__2PRFIN20110627_201319_000000573104_00043_48764_9102.N1	27-JUN-2011 20:13:19	Dark	57.000	84	Alp Phe	2.3970	4500.0	114	48764	No
230	GOM_NL__2PRFIN20110627_201948_000000643104_00043_48764_9103.N1	27-JUN-2011 20:19:48	Straylight	63.500	63	Bet Gru	2.1500	2800.0	127	48764	No
231	GOM_NL__2PRFIN20110627_202146_000000503104_00043_48764_9104.N1	27-JUN-2011 20:21:46	Straylight	50.000	31	Alp Gru	1.7340	15200.	100	48764	No
232	GOM_NL__2PRFIN20110627_202423_000000413104_00043_48764_9105.N1	27-JUN-2011 20:24:23	Straylight	40.500	45	Alp Pav	1.9400	26000.	81	48764	No
233	GOM_NL__2PRFIN20110627_203317_000000443104_00043_48764_9106.N1	27-JUN-2011 20:33:17	Tw_i_and_stray	43.500	38	20Eps Sgr	1.8360	11000.	87	48764	No
234	GOM_NL__2PRFIN20110627_203440_000000563104_00043_48764_9107.N1	27-JUN-2011 20:34:40	Bright	56.000	116	19Del Sgr	2.7000	4100.0	112	48764	No
235	GOM_NL__2PRFIN20110627_203645_000000473104_00043_48764_9108.N1	27-JUN-2011 20:36:45	Bright	46.500	155	41Pi Sgr	2.9000	6600.0	93	48764	No
236	GOM_NL__2PRFIN20110627_204513_000000383104_00043_48764_9109.N1	27-JUN-2011 20:45:13	Bright	37.500	126	60Bet Oph	2.7700	4250.0	75	48764	No
237	GOM_NL__2PRFIN20110627_204733_000000393104_00043_48764_9110.N1	27-JUN-2011 20:47:33	Bright	39.000	59	55Alp Oph	2.0800	8900.0	78	48764	No
238	GOM_NL__2PRFIN20110627_205636_000000443104_00043_48764_9111.N1	27-JUN-2011 20:56:36	Bright	44.000	5	3Alp Lyr	0.033000	11000.	88	48764	No
239	GOM_NL__2PRFIN20110627_205901_000000393104_00043_48764_9112.N1	27-JUN-2011 20:59:01	Bright	39.000	130	23Bet Dra	2.7990	5800.0	78	48764	No
240	GOM_NL__2PRFIN20110627_210810_000000483104_00043_48764_9113.N1	27-JUN-2011 21:08:10	Bright	48.000	89	5Alp Cep	2.4510	8000.0	96	48764	No
241	GOM_NL__2PRFIN20110627_211523_000000643104_00043_48764_9114.N1	27-JUN-2011 21:15:23	Bright	64.000	74	11Bet Cas	2.2680	6600.0	128	48764	No
242	GOM_NL__2PRFIN20110627_211702_000000493104_00043_48764_9115.N1	27-JUN-2011 21:17:02	Bright	49.000	68	18Alp Cas	2.2250	4500.0	98	48764	No
243	GOM_NL__2PRFIN20110627_211946_000000363104_00043_48764_9116.N1	27-JUN-2011 21:19:46	Bright	36.000	160	23Gam Per	2.9300	4700.0	72	48764	No
244	GOM_NL__2PRFIN20110627_212308_000000473104_00043_48764_9117.N1	27-JUN-2011 21:23:08	Bright	46.500	73	57Gam1And	2.2600	13100.	93	48764	No
245	GOM_NL__2PRFIN20110627_212542_000000473104_00043_48764_9118.N1	27-JUN-2011 21:25:42	Tw_i_and_stray	46.500	173	4Bet Tri	3.0040	8900.0	93	48764	No
246	GOM_NL__2PRFIN20110627_212947_000000563104_00043_48764_9119.N1	27-JUN-2011 21:29:47	Dark	55.500	50	13Alp Ari	2.0070	4250.0	111	48764	No
247	GOM_NL__2PRFIN20110627_213442_000000433104_00043_48764_9120.N1	27-JUN-2011 21:34:42	Dark	42.500	94	92Alp Cet	2.5260	3100.0	85	48764	No
248	GOM_NL__2PRFIN20110627_215334_000000473104_00044_48765_9125.N1	27-JUN-2011 21:53:34	Dark	47.000	84	Alp Phe	2.3970	4500.0	94	48765	No
249	GOM_NL__2PRFIN20110627_220003_000000523104_00044_48765_9126.N1	27-JUN-2011 22:00:03	Straylight	51.500	63	Bet Gru	2.1500	2800.0	103	48765	No
250	GOM_NL__2PRFIN20110627_220201_000000503104_00044_48765_9127.N1	27-JUN-2011 22:02:01	Straylight	49.500	31	Alp Gru	1.7340	15200.	99	48765	No
251	GOM_NL__2PRFIN20110627_220437_000000413104_00044_48765_9128.N1	27-JUN-2011 22:04:37	Straylight	41.000	45	Alp Pav	1.9400	26000.	82	48765	No
252	GOM_NL__2PRFIN20110627_221332_000000413104_00044_48765_9129.N1	27-JUN-2011 22:13:32	Tw_i_and_stray	41.000	38	20Eps Sgr	1.8360	11000.	82	48765	No
253	GOM_NL__2PRFIN20110627_221454_000000463104_00044_48765_9130.N1	27-JUN-2011 22:14:54	Bright	45.500	116	19Del Sgr	2.7000	4100.0	91	48765	No
254	GOM_NL__2PRFIN20110627_221659_000000473104_00044_48765_9131.N1	27-JUN-2011 22:16:59	Bright	47.000	155	41Pi Sgr	2.9000	6600.0	94	48765	No
255	GOM_NL__2PRFIN20110627_222527_000000383104_00044_48765_9132.N1	27-JUN-2011 22:25:27	Bright	38.000	126	60Bet Oph	2.7700	4250.0	76	48765	No
256	GOM_NL__2PRFIN20110627_222747_000000383104_00044_48765_9133.N1	27-JUN-2011 22:27:47	Bright	37.500	59	55Alp Oph	2.0800	8900.0	75	48765	No
257	GOM_NL__2PRFIN20110627_223649_000000483104_00044_48765_9134.N1	27-JUN-2011 22:36:49	Bright	48.000	5	3Alp Lyr	0.033000	11000.	96	48765	No
258	GOM_NL__2PRFIN20110627_223915_000000363104_00044_48765_9135.N1	27-JUN-2011 22:39:15	Bright	35.500	130	23Bet Dra	2.7990	5800.0	71	48765	No
259	GOM_NL__2PRFIN20110627_224823_000000433104_00044_48765_9136.N1	27-JUN-2011 22:48:23	Bright	42.500	89	5Alp Cep	2.4510	8000.0	85	48765	No
260	GOM_NL__2PRFIN20110627_225537_000000693104_00044_48765_9137.N1	27-JUN-2011 22:55:37	Bright	69.000	74	11Bet Cas	2.2680	6600.0	138	48765	No
261	GOM_NL__2PRFIN20110627_225715_000000473104_00044_48765_9138.N1	27-JUN-2011 22:57:15	Bright	47.000	68	18Alp Cas	2.2250	4500.0	94	48765	No
262	GOM_NL__2PRFIN20110627_230000_000000553104_00044_48765_9139.N1	27-JUN-2011 23:00:00	Bright	55.000	160	23Gam Per	2.9300	4700.0	110	48765	No
263	GOM_NL__2PRFIN20110627_230322_000000453104_00044_48765_9140.N1	27-JUN-2011 23:03:22	Bright	45.000	73	57Gam1And	2.2600	13100.	90	48765	No
264	GOM_NL__2PRFIN20110627_230555_000000493104_00044_48765_9141.N1	27-JUN-2011 23:05:55	Tw_i_and_stray	48.500	173	4Bet Tri	3.0040	8900.0	97	48765	No
265	GOM_NL__2PRFIN20110627_231001_000000543104_00044_48765_9142.N1	27-JUN-2011 23:10:01	Dark	54.000	50	13Alp Ari	2.0070	4250.0	108	48765	No
266	GOM_NL__2PRFIN20110627_231457_000000383104_00044_48765_9143.N1	27-JUN-2011 23:14:57	Dark	38.000	94	92Alp Cet	2.5260	3100.0	76	48765	No
267	GOM_NL__2PRFIN20110627_233349_000000503104_00045_48766_9134.N1	27-JUN-2011 23:33:49	Dark	50.000	84	Alp Phe	2.3970	4500.0	100	48766	No
268	GOM_NL__2PRFIN20110627_234018_000000523104_00045_48766_9135.N1	27-JUN-2011 23:40:18	Straylight	52.000	63	Bet Gru	2.1500	2800.0	104	48766	No
269	GOM_NL__2PRFIN20110627_234216_000000493104_00045_48766_9136.N1	27-JUN-2011 23:42:16	Straylight	48.500	31	Alp Gru	1.7340	15200.	97	48766	No
270	GOM_NL__2PRFIN20110627_234452_000000423104_00045_48766_9137.N1	27-JUN-2011 23:44:52	Straylight	42.000	45	Alp Pav	1.9400	26000.	84	48766	No
271	GOM_NL__2PRFIN20110627_235346_000000473104_00045_48766_9138.N1	27-JUN-2011 23:53:46	Tw_i_and_stray	46.500	38	20Eps Sgr	1.8360	11000.	93	48766	No
272	GOM_NL__2PRFIN20110627_235508_000000413104_00045_48766_9139.N1	27-JUN-2011 23:55:08	Bright	41.000	116	19Del Sgr	2.7000	4100.0	82	48766	No
273	GOM_NL__2PRFIN20110627_235714_000000473104_00045_48766_9140.N1	27-JUN-2011 23:57:14	Bright	46.500	155	41Pi Sgr	2.9000	6600.0	93	48766	No

3. Quality information per product

In this section it is plotted some information contained in the Quality Summary data set of

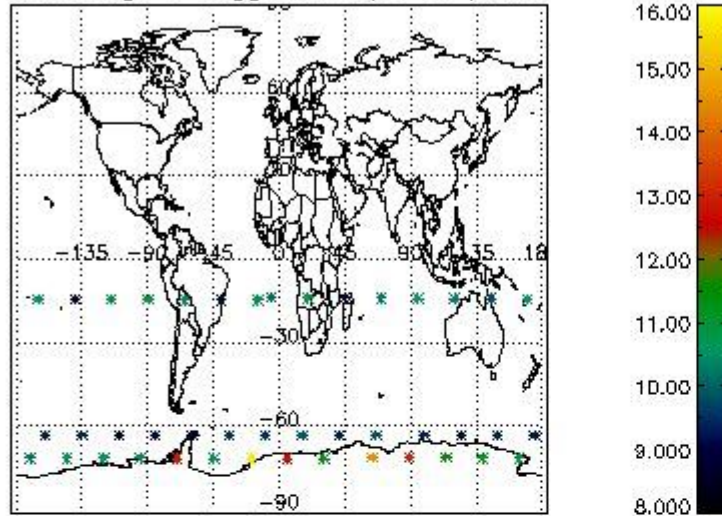
the level 2 products. Only products in dark limb conditions and without errors (error flag in the MPH set to "0") are used.

3.1 Plot quality information per product (time dependant)

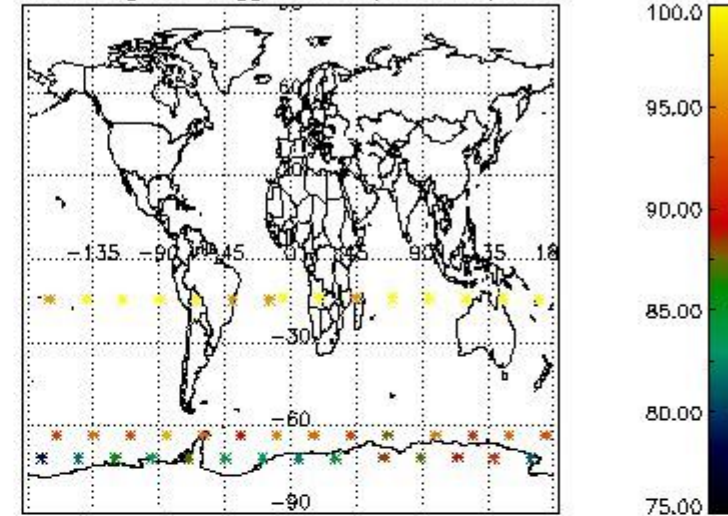


3.2 Plot quality information per product (world map)

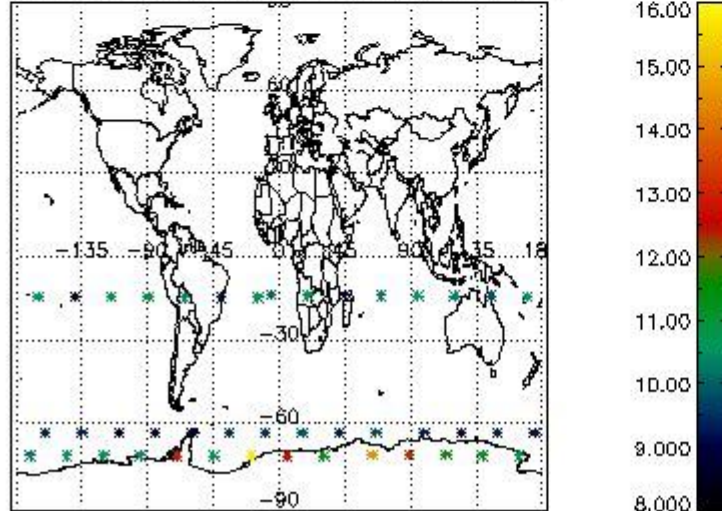
Percentage of flagged data per O3 profile



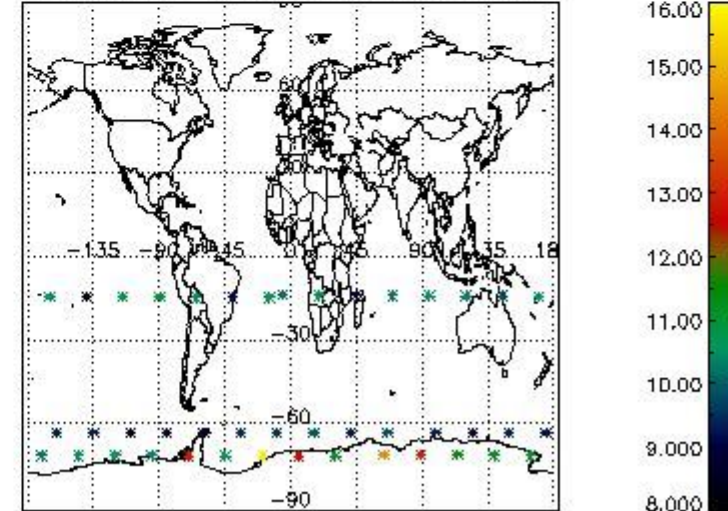
Percentage of flagged data per H2O profile



Percentage of flagged data per NO2 profile



Percentage of flagged data per NO3 profile

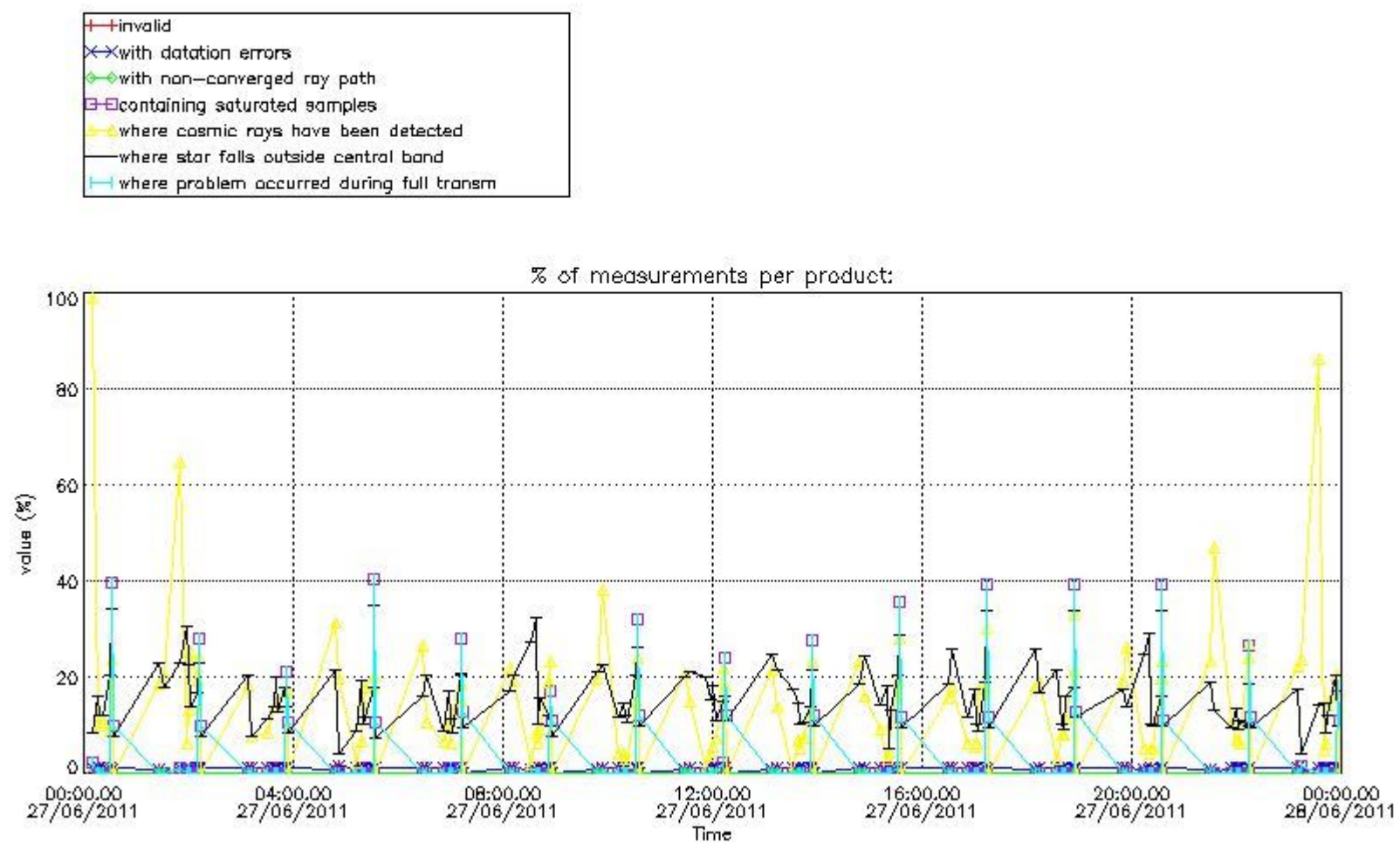


4. Level 1 quality information per product

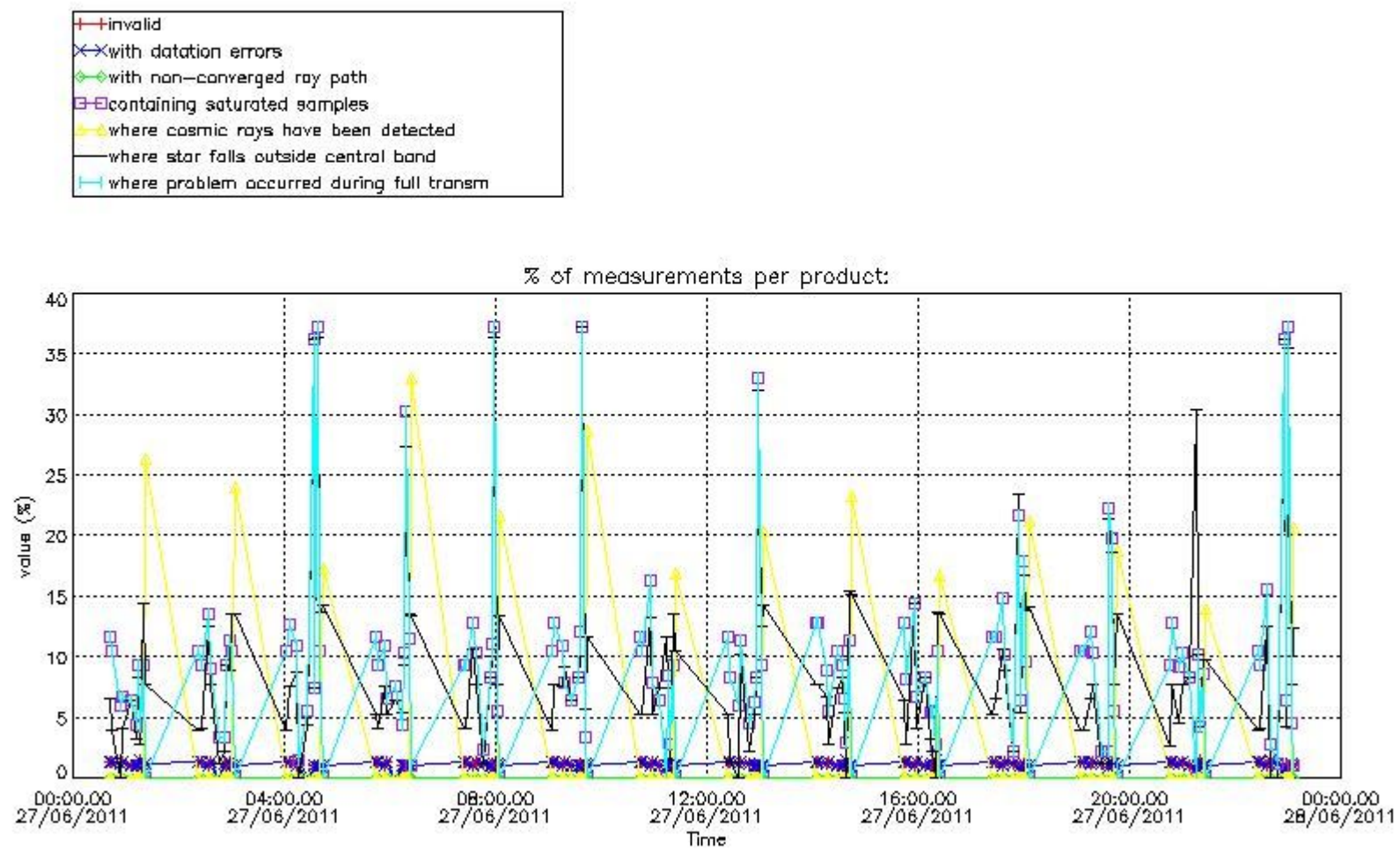
In this section it is plotted some information contained in the Quality Summary data set of the level 2 products that comes from the level 1b processing. Products without errors (error flag in the MPH set to "0") are used.

4.1 Plot quality information per product (time dependant) coming from level 1b processing

4.1.1 Plot level 1 quality information per product (time dependant): ENVISAT ASCENDING passes



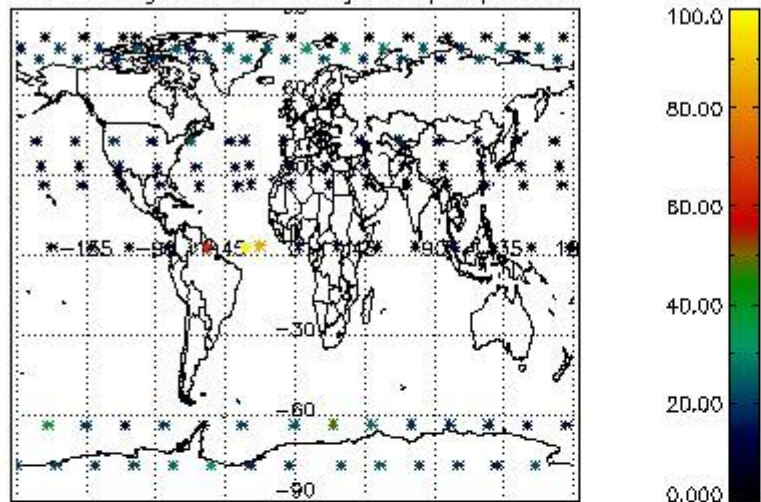
4.1.2 Plot level 1 quality information per product (time dependant): ENVISAT DESCENDING passes



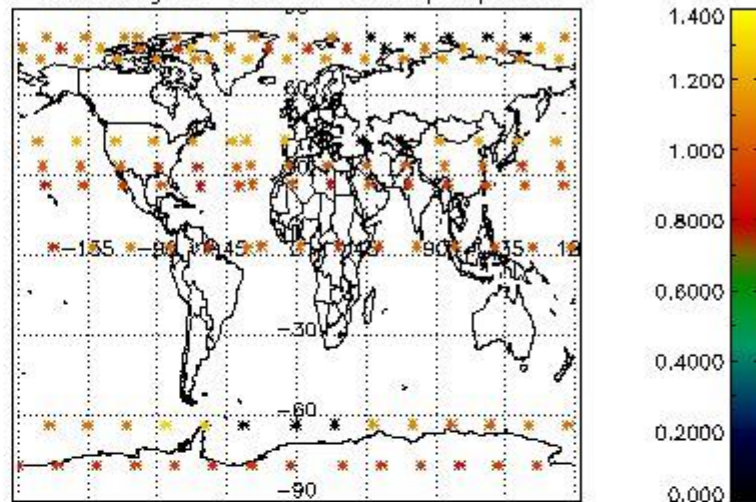
4.2 Plot quality information per product coming from level 1b processing (world map)

4.2.1 Plot level 1 quality information per product (world map): ENVISAT ASCENDING passes

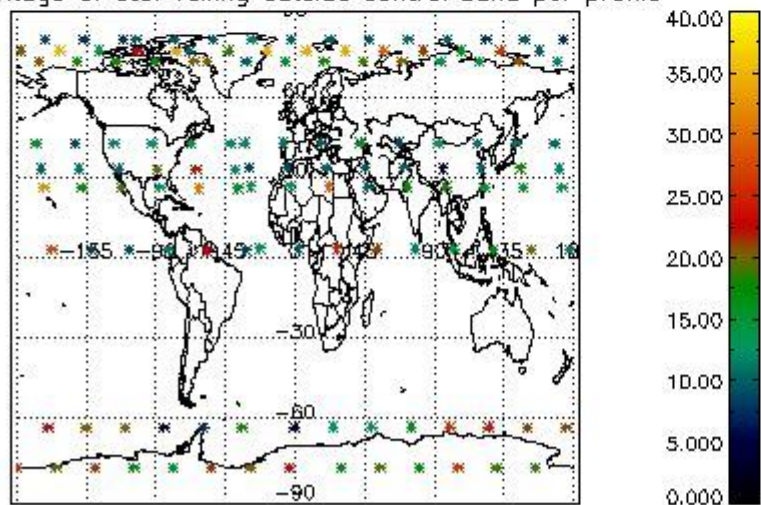
Percentage of cosmic ray hits per profile



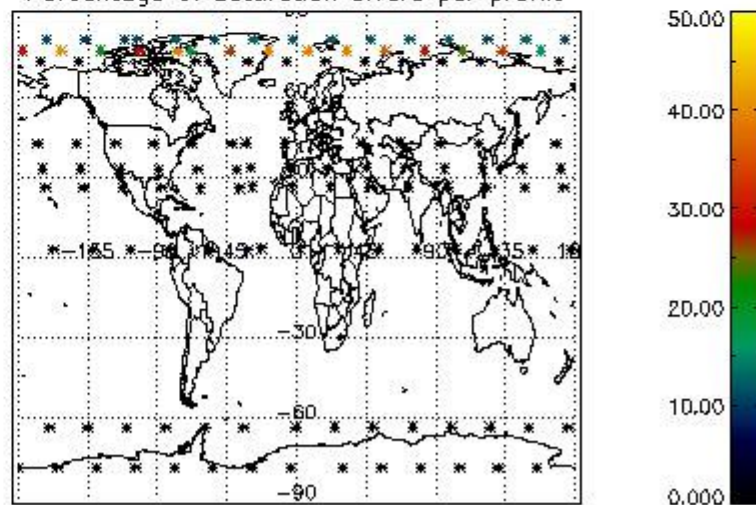
Percentage of datation errors per profile



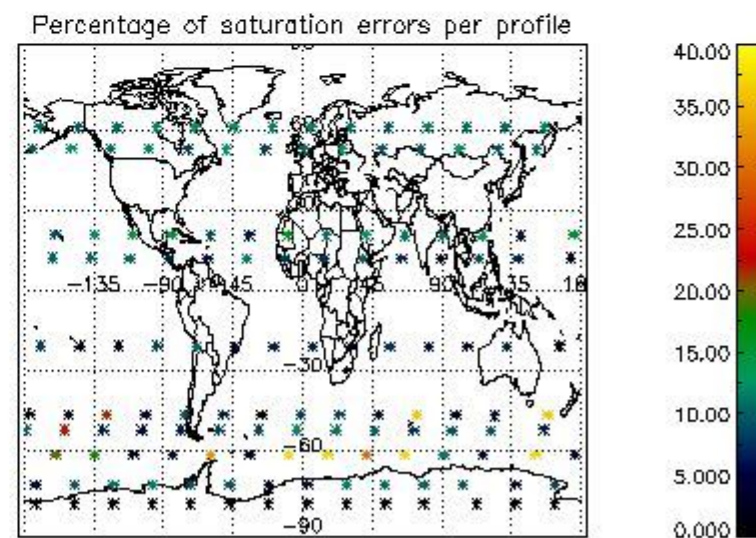
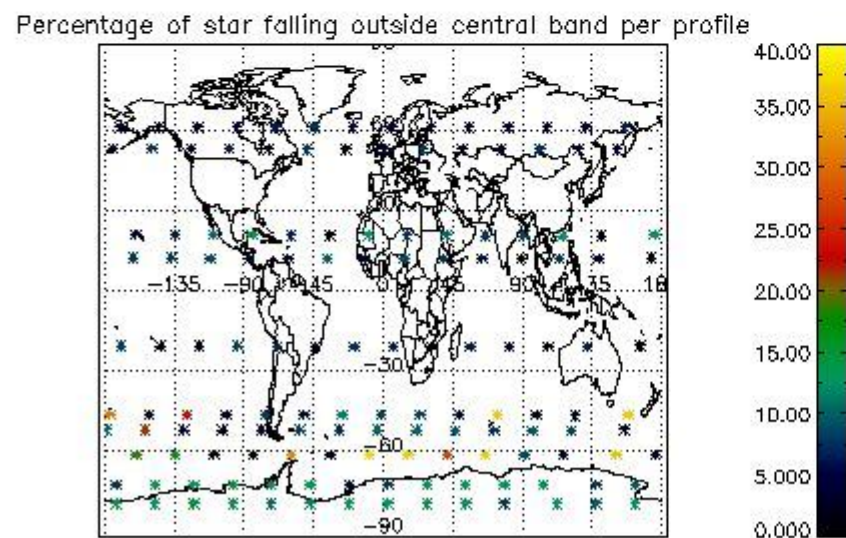
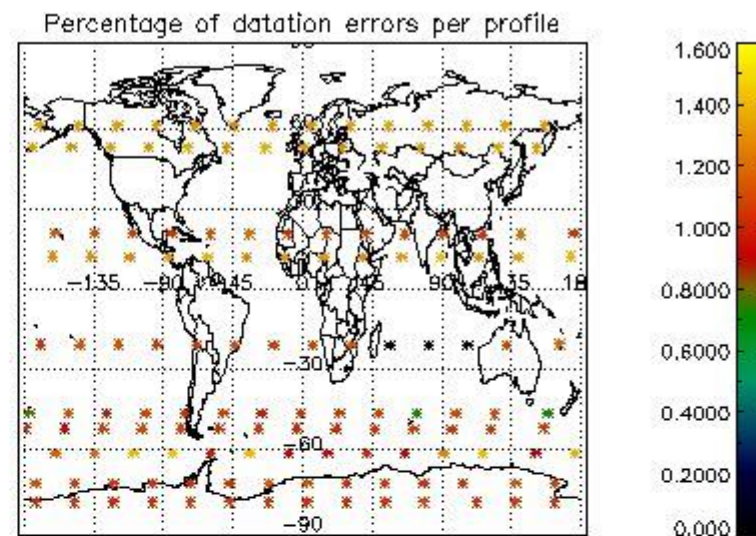
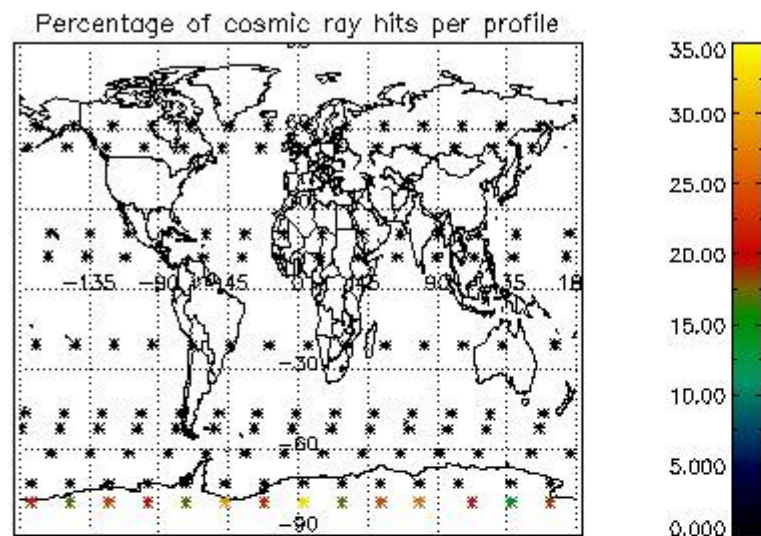
Percentage of star falling outside central band per profile



Percentage of saturation errors per profile



4.2.2 Plot level 1 quality information per product (world map): ENVISAT DESCENDING passes



5. Trace gas profiles

5.1 Ozone statistics based on quality of products

The final quality of the products can be "measured" using the STD (Standard Deviation) attached to every point profile. This information is written to the parameter GOM_NL__2P/NL_LOCAL_SPECIES_DENSITY/o3_std of the level 2 products. The table below shows the statistics for given STD ranges.

The statistics are given with respect to the overall valid production:

- Products without fatal errors: GOM_NL__2P/MPH/PRODUCT_ERR=0
- Valid point profile: GOM_NL__2P/NL_LOCAL_SPECIES_DENSITY/pcd(0)=0

The 'Criteria' is applied to valid points of dark limb products:

- Products in dark limb illumination condition: GOM_NL__2P/NL_SUMMARY_QUALITY/obs_ill_cond=0
- Products without fatal errors: GOM_NL__2P/MPH/PRODUCT_ERR=0
- Valid point profile: GOM_NL__2P/NL_LOCAL_SPECIES_DENSITY/pcd(0)=0

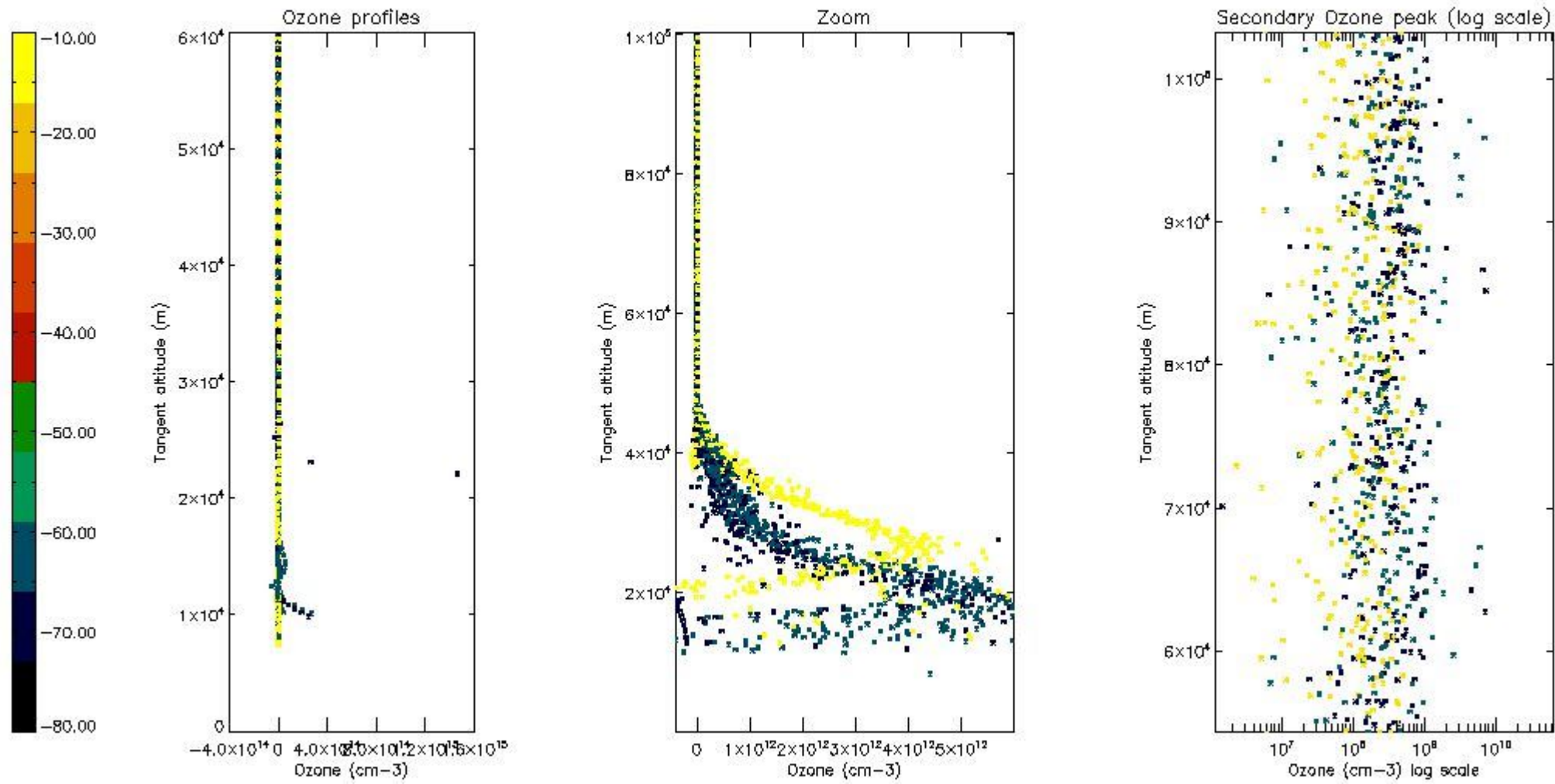
So, the table below shows the percentage of dark limb and valid observations for each criteria with respect to the overall valid daily observations.

Criteria	% of total production
All STD	18
STD < 20	4

STD < 10	2
STD < 5	0

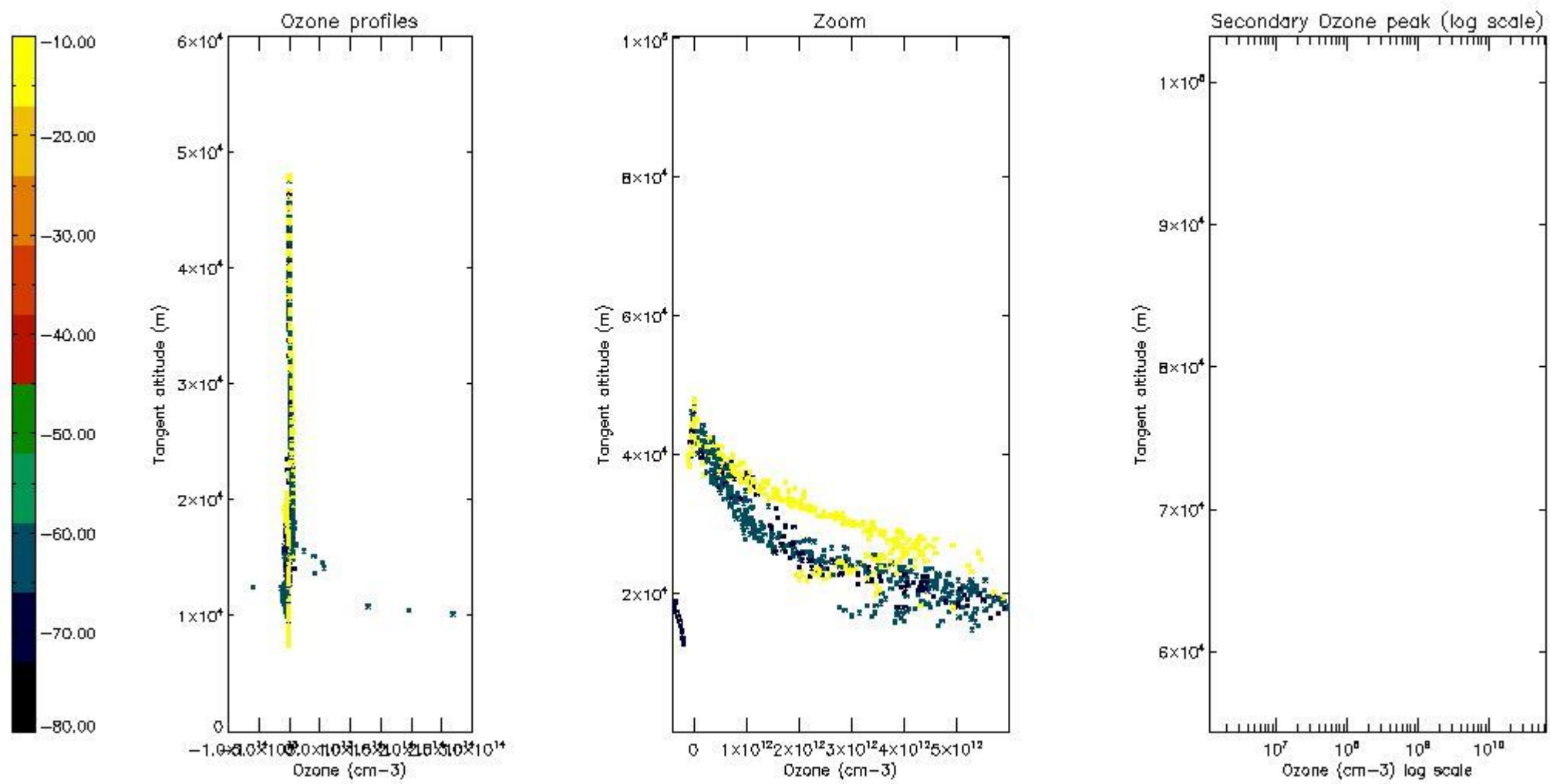
5.2 Plot ozone profiles for all STD (dark without errors)

The colorbar represents the latitude.



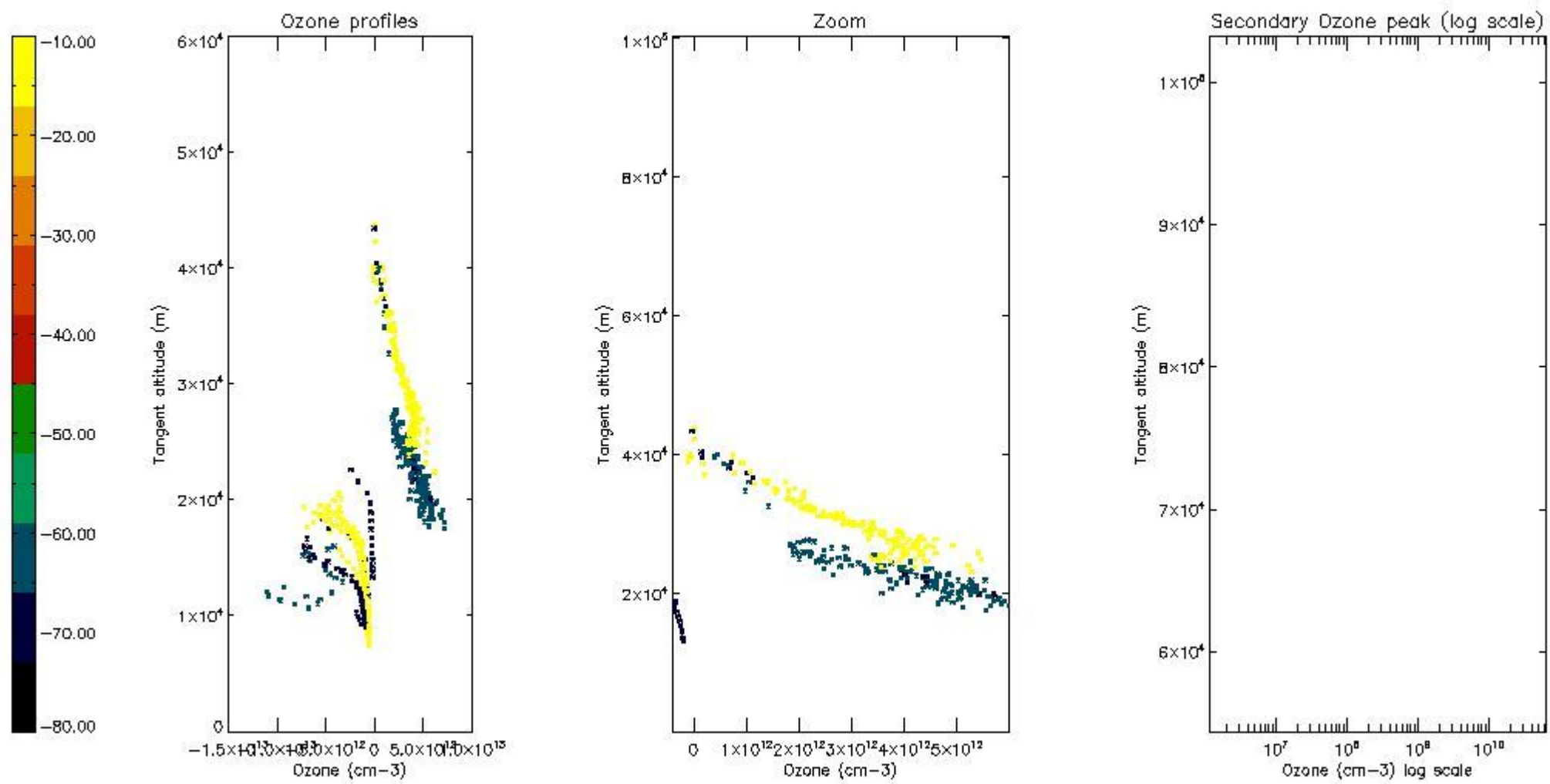
5.3 Plot ozone profiles where STD < 20% (dark without errors)

The colorbar represents the latitude.



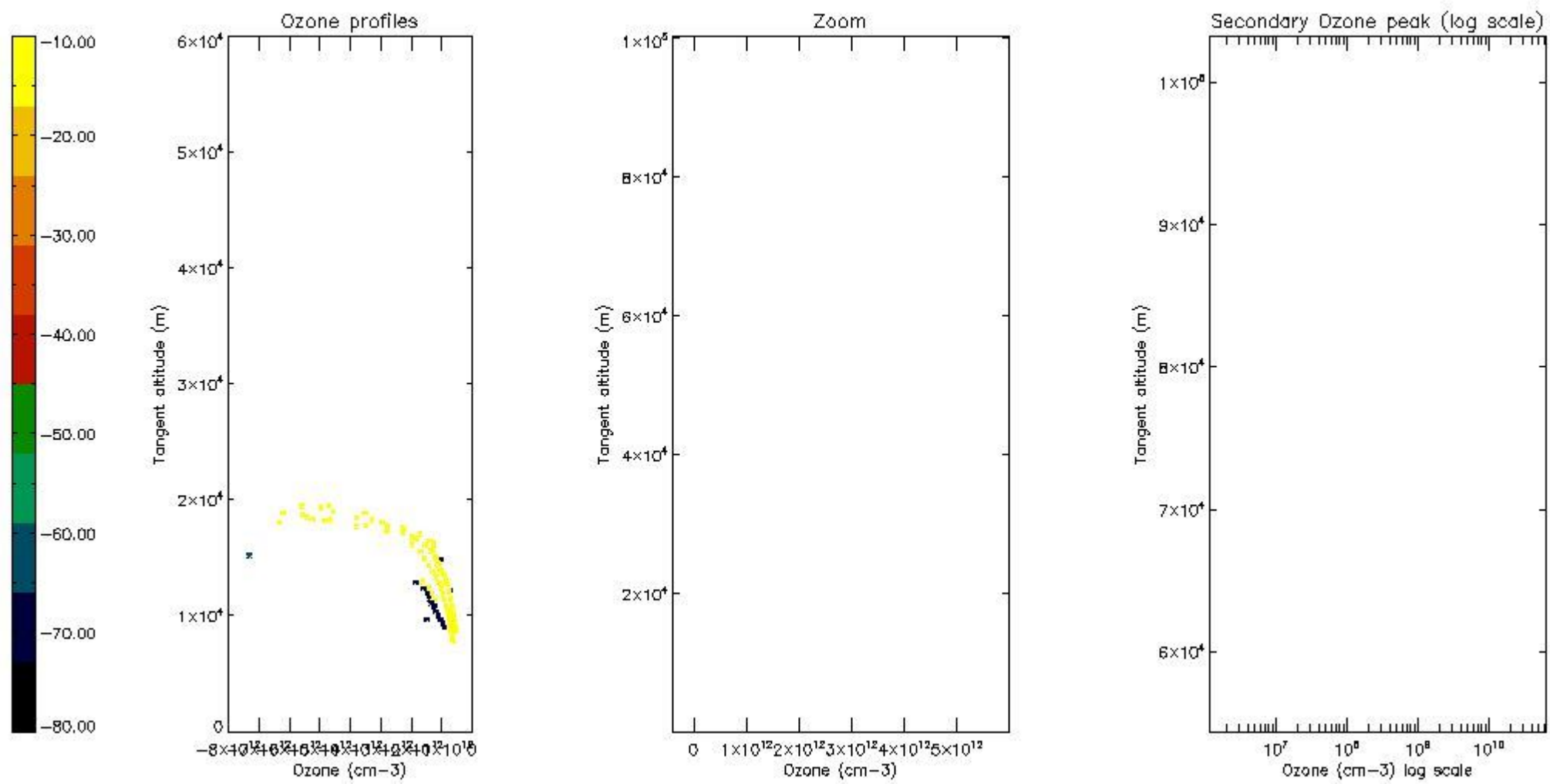
5.4 Plot ozone profiles where $STD < 10\%$ (dark without errors)

The colorbar represents the latitude.



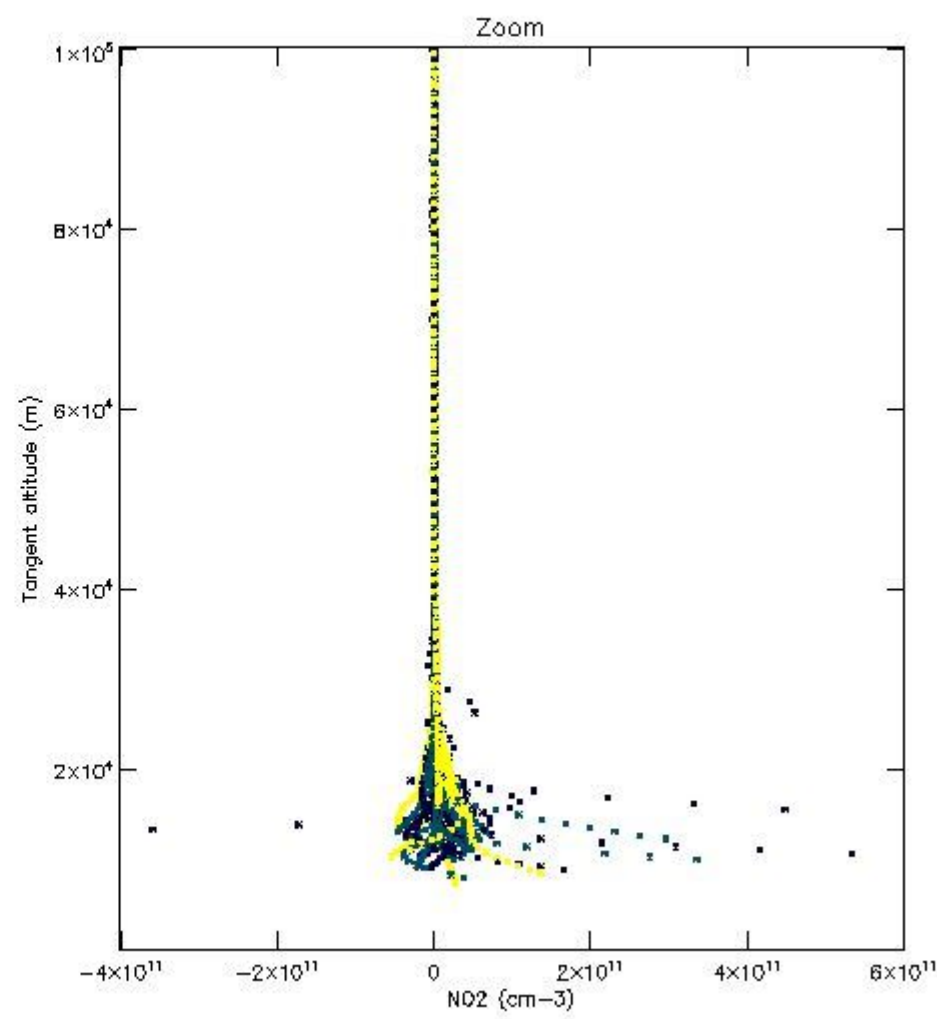
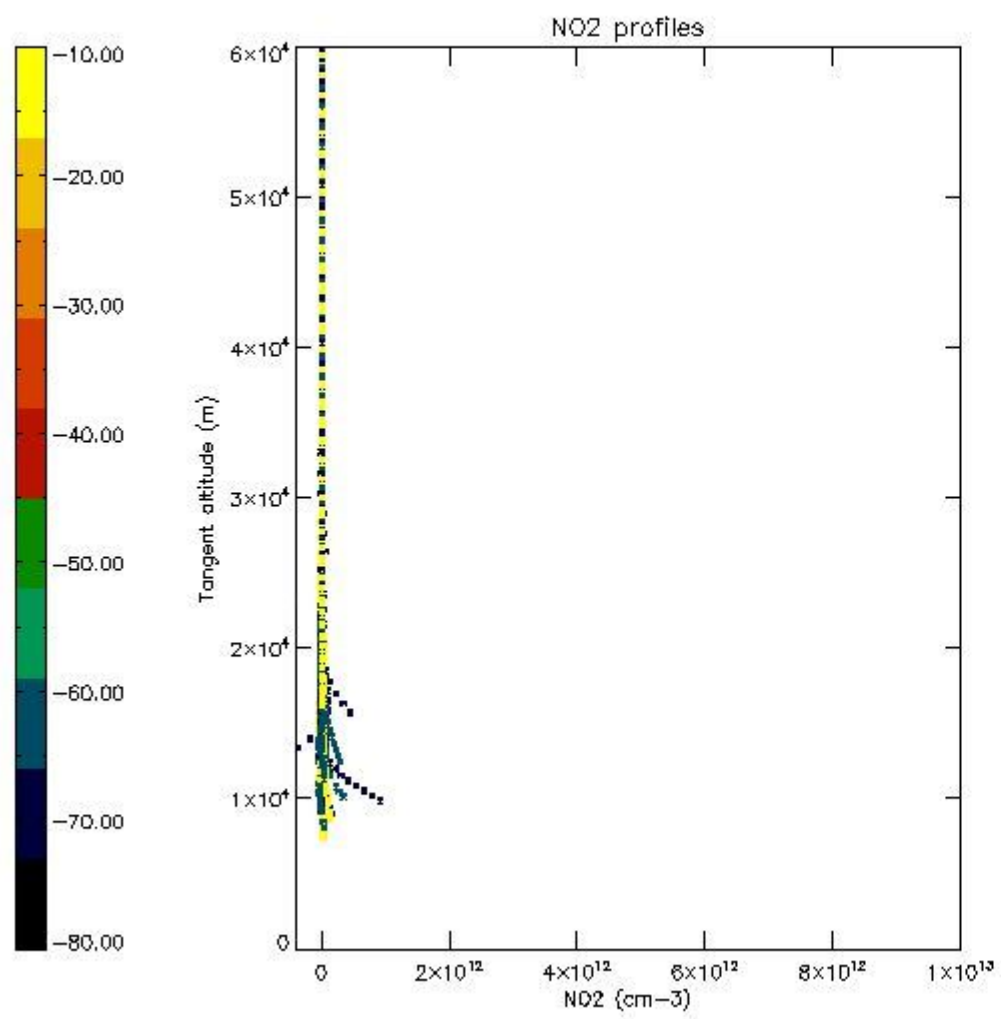
5.5 Plot ozone profiles where $STD < 5\%$ (dark without errors)

The colorbar represents the latitude.



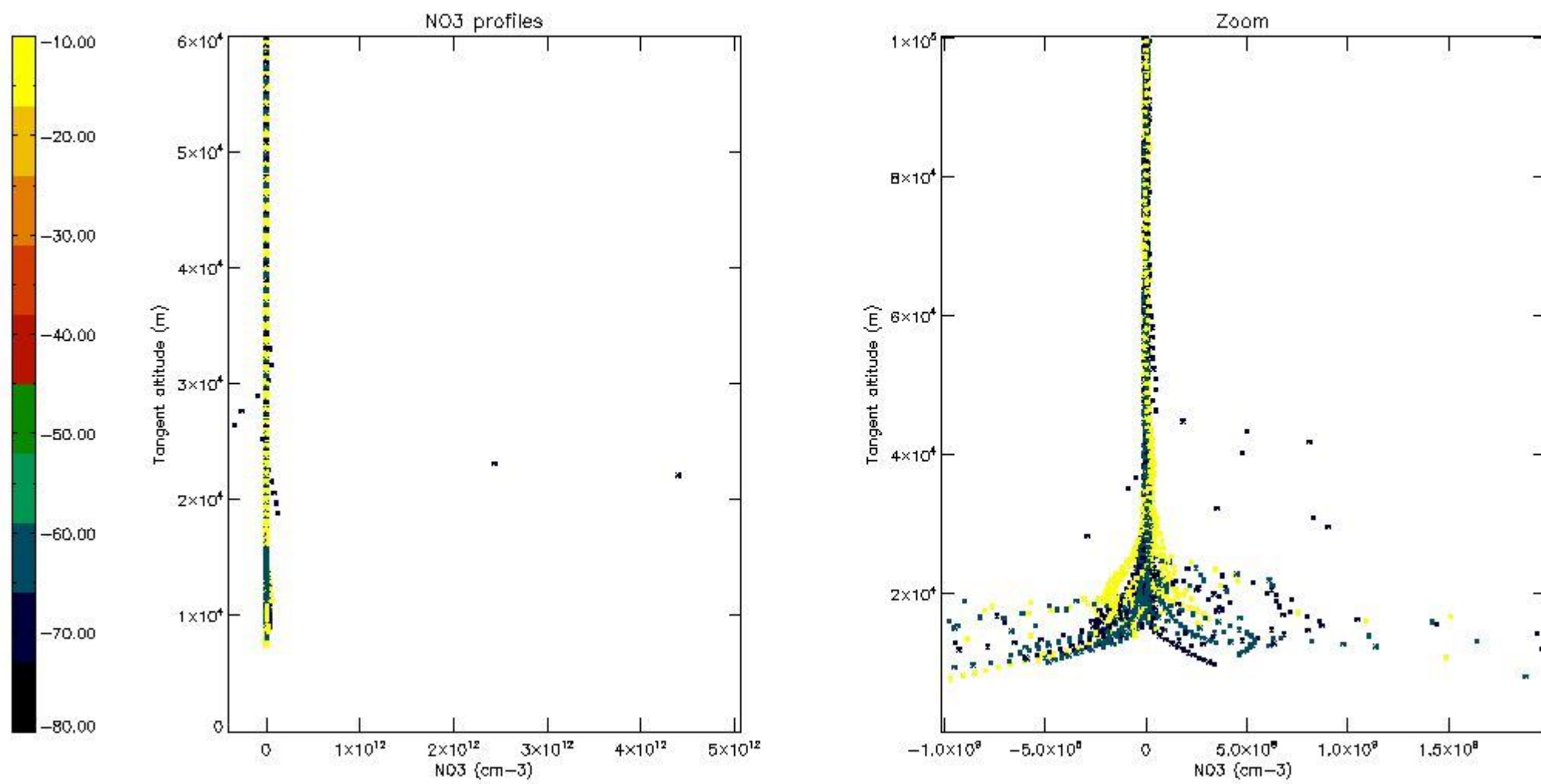
5.6 Plot NO₂ profiles for all STD (dark without errors)

The colorbar represents the latitude.



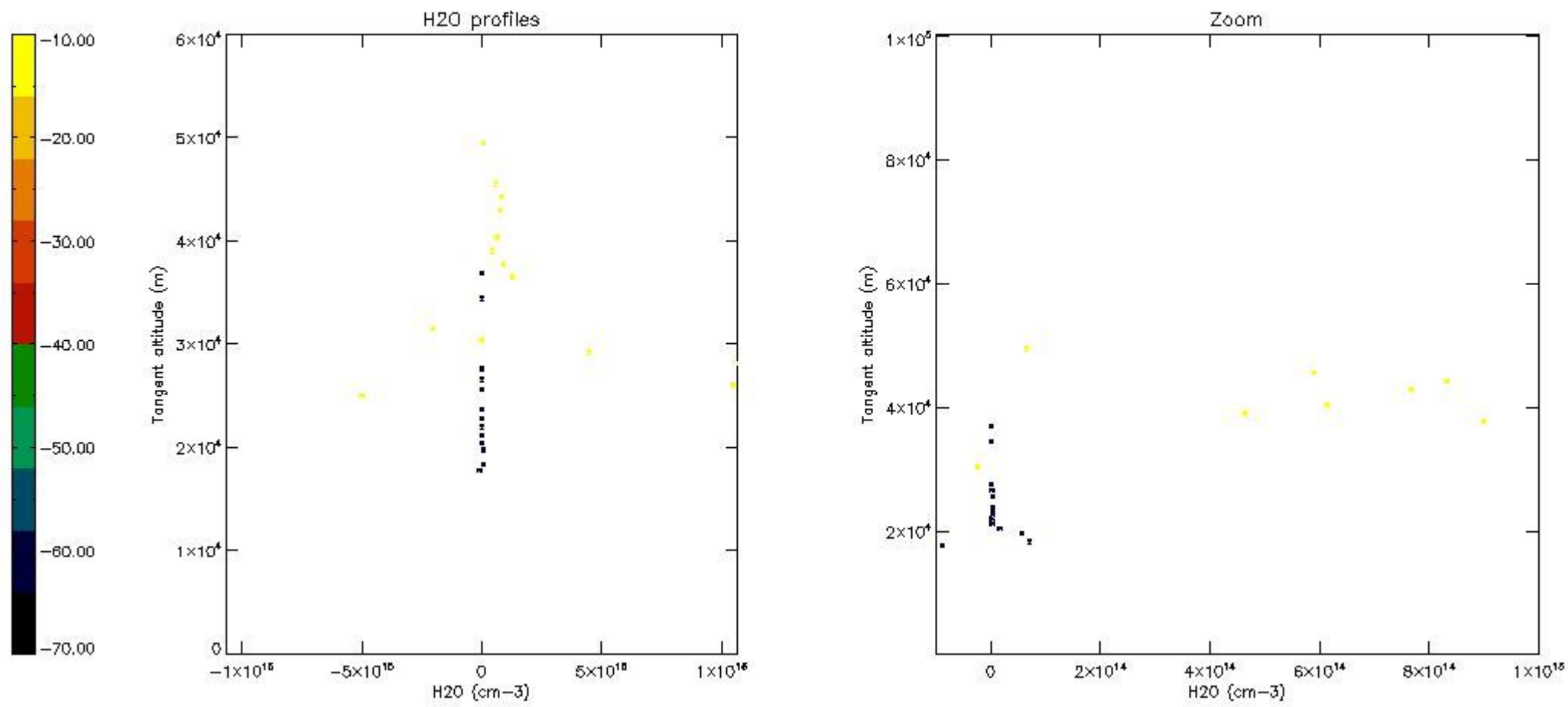
5.7 Plot NO3 profiles for all STD (dark without errors)

The colorbar represents the latitude.



5.8 Plot H2O profiles for all STD (only for occultations of stars 1,2,3,4,13,14,16,26,63 dark without errors)

The colorbar represents the latitude.



6. Auxiliary Data Files used for the production reported in section 2

The number reported in the third column indicates since which file (see list in section 2) the corresponding auxiliary file has been used. The fourth column is the date of those product files.

Type	Auxiliary Filename	Used since product	Used since product date
INST_PHYS_CHARACTERISTICS	GOM_INS_AXVIEC20091111_143220_20030716_120000_20500101_000000	1	27-JUN-2011 00:10:19
LEVEL-2_PROC_CONFIG	GOM_PR2_AXVIEC20091111_152718_20020301_000000_20500101_000000	1	27-JUN-2011 00:10:19
CROSS_SECTIONS_FILE	GOM_CRS_AXVIEC20091111_154832_20020301_000000_20500101_000000	1	27-JUN-2011 00:10:19

GOMOS Level 2 Daily Report

SUMMARY

[1. General Info](#)

[2. Summary of processed GOM_NL_2P products](#)

[3. Level 2 Quality information per product](#)

[3.1 Plot of level 2 quality information per product \(time dependant\)](#)

[3.2 Plot of level 2 quality information per product \(world map\)](#)

[4. Level 1 Quality information per product \(stored on level 2 products\)](#)

[4.1 Plot of level 1 quality information per product \(time dependant\)](#)

[4.1.1 Plot of level 1 quality information per product \(time dependant\): ASCENDING](#)

[4.1.2 Plot of level 1 quality information per product \(time dependant\): DESCENDING](#)

[4.2 Plot of level 1 quality information per product \(world map\)](#)

[4.2.1 Plot of level 1 quality information per product \(world map\): ASCENDING](#)

[4.2.2 Plot of level 1 quality information per product \(world map\): DESCENDING](#)

[5. Ozone profiles based on quality statistics and other trace gas profiles](#)

[5.1 Ozone statistics based on quality of products](#)

[5.2 Plot ozone profiles for all STD \(dark without errors\)](#)

[5.3 Plot ozone profiles where STD < 20% \(dark without errors\)](#)

[5.4. Plot ozone profiles where STD < 10% \(dark without errors\)](#)

[5.5. Plot ozone profiles where STD < 5% \(dark without errors\)](#)

[5.6 Plot NO2 profiles for all STD \(dark without errors\)](#)

[5.7 Plot NO3 profiles for all STD \(dark without errors\)](#)

[5.8 Plot H2O profiles \(only for occultations of stars 1,2,3,4,13,14,16,26,63 dark without errors\) for all STD](#)

[6. Auxiliary Data Files used for the production reported in section 2](#)

This report presents the daily analysis on parameters extracted from GOMOS level 2 data (GOM_NL__2P). It is intended to monitor some important parameters that will impact the quality of these products. A list of level 2 products (and content) that have arrived during the reporting day to the PCF is also given.

Item	Value
Time of report generation	24APR2013 15:11:31
Data source version	GOMOS/6.01
Start time of products	27-06-2011 (27JUN2011 00:00:00)
Stop time of products	28-06-2011 (28JUN2011 00:00:00)
Store outputs in DB	Yes
Nb of level 2 prods	273
Nb of prods with errors	0

2. Summary of processed GOM_NL__2P products.

Nr	Filename	UTC Start time	Limb	Duration	Star Id	Star Name	Star Mag	Star Temp	Nb Meas	Orbit	Prod. error
1	GOM_NL__2PRFIN20110627_001019_000000473104_00031_48752_8842.N1	27-JUN-2011 00:10:19	Dark	47.000	84	Alp Phe	2.3970	4500.0	94	48752	No
2	GOM_NL__2PRFIN20110627_001648_000000533104_00031_48752_8843.N1	27-JUN-2011 00:16:48	Straylight	53.000	63	Bet Gru	2.1500	2800.0	106	48752	No
3	GOM_NL__2PRFIN20110627_001847_000000513104_00031_48752_8844.N1	27-JUN-2011 00:18:47	Straylight	50.500	31	Alp Gru	1.7340	15200.	101	48752	No
4	GOM_NL__2PRFIN20110627_002129_000000423104_00031_48752_8845.N1	27-JUN-2011 00:21:29	Straylight	42.000	45	Alp Pav	1.9400	26000.	84	48752	No
5	GOM_NL__2PRFIN20110627_003026_000000473104_00031_48752_8846.N1	27-JUN-2011 00:30:26	Twilight_stray	46.500	38	20Eps Sgr	1.8360	11000.	93	48752	No
6	GOM_NL__2PRFIN20110627_003149_000000573104_00031_48752_8847.N1	27-JUN-2011 00:31:49	Bright	57.000	116	19Del Sgr	2.7000	4100.0	114	48752	No
7	GOM_NL__2PRFIN20110627_003355_000000473104_00031_48752_8848.N1	27-JUN-2011 00:33:55	Bright	46.500	155	41Pi Sgr	2.9000	6600.0	93	48752	No
8	GOM_NL__2PRFIN20110627_004226_000000393104_00031_48752_8849.N1	27-JUN-2011 00:42:26	Bright	38.500	126	60Bet Oph	2.7700	4250.0	77	48752	No
9	GOM_NL__2PRFIN20110627_004446_000000383104_00031_48752_8850.N1	27-JUN-2011 00:44:46	Bright	38.000	59	55Alp Oph	2.0800	8900.0	76	48752	No
10	GOM_NL__2PRFIN20110627_005354_000000423104_00031_48752_8851.N1	27-JUN-2011 00:53:54	Bright	42.000	5	3Alp Lyr	0.033000	11000.	84	48752	No
11	GOM_NL__2PRFIN20110627_005616_000000383104_00031_48752_8852.N1	27-JUN-2011 00:56:16	Bright	37.500	130	23Bet Dra	2.7990	5800.0	75	48752	No
12	GOM_NL__2PRFIN20110627_010530_000000473104_00031_48752_8853.N1	27-JUN-2011 01:05:30	Bright	47.000	89	5Alp Cep	2.4510	8000.0	94	48752	No
13	GOM_NL__2PRFIN20110627_011241_000000463104_00031_48752_8854.N1	27-JUN-2011 01:12:41	Bright	46.000	74	11Bet Cas	2.2680	6600.0	92	48752	No
14	GOM_NL__2PRFIN20110627_011419_000000483104_00031_48752_8855.N1	27-JUN-2011 01:14:19	Bright	48.000	68	18Alp Cas	2.2250	4500.0	96	48752	No
15	GOM_NL__2PRFIN20110627_011658_000000363104_00031_48752_8856.N1	27-JUN-2011 01:16:58	Bright	35.500	160	23Gam Per	2.9300	4700.0	71	48752	No
16	GOM_NL__2PRFIN20110627_012021_000000493104_00031_48752_8857.N1	27-JUN-2011 01:20:21	Bright	48.500	73	57Gam1And	2.2600	13100.	97	48752	No
17	GOM_NL__2PRFIN20110627_012253_000000463104_00031_48752_8858.N1	27-JUN-2011 01:22:53	Twilight_stray	45.500	173	4Bet Tri	3.0040	8900.0	91	48752	No
18	GOM_NL__2PRFIN20110627_012656_000000573104_00031_48752_8859.N1	27-JUN-2011 01:26:56	Dark	56.500	50	13Alp Ari	2.0070	4250.0	113	48752	No
19	GOM_NL__2PRFIN20110627_013150_000000453104_00031_48752_8860.N1	27-JUN-2011 01:31:50	Dark	44.500	94	92Alp Cet	2.5260	3100.0	89	48752	No
20	GOM_NL__2PRFIN20110627_015034_000000553104_00032_48753_8852.N1	27-JUN-2011 01:50:34	Dark	55.000	84	Alp Phe	2.3970	4500.0	110	48753	No
21	GOM_NL__2PRFIN20110627_015703_000000643104_00032_48753_8853.N1	27-JUN-2011 01:57:03	Straylight	63.500	63	Bet Gru	2.1500	2800.0	127	48753	No
22	GOM_NL__2PRFIN20110627_015902_000000583104_00032_48753_8854.N1	27-JUN-2011 01:59:02	Straylight	58.000	31	Alp Gru	1.7340	15200.	116	48753	No
23	GOM_NL__2PRFIN20110627_020143_000000443104_00032_48753_8855.N1	27-JUN-2011 02:01:43	Straylight	44.000	45	Alp Pav	1.9400	26000.	88	48753	No
24	GOM_NL__2PRFIN20110627_021040_000000453104_00032_48753_8856.N1	27-JUN-2011 02:10:40	Twilight_stray	44.500	38	20Eps Sgr	1.8360	11000.	89	48753	No
25	GOM_NL__2PRFIN20110627_021203_000000483104_00032_48753_8857.N1	27-JUN-2011 02:12:03	Bright	48.000	116	19Del Sgr	2.7000	4100.0	96	48753	No
26	GOM_NL__2PRFIN20110627_021409_000000473104_00032_48753_8858.N1	27-JUN-2011 02:14:09	Bright	46.500	155	41Pi Sgr	2.9000	6600.0	93	48753	No
27	GOM_NL__2PRFIN20110627_022239_000000383104_00032_48753_8859.N1	27-JUN-2011 02:22:39	Bright	38.000	126	60Bet Oph	2.7700	4250.0	76	48753	No
28	GOM_NL__2PRFIN20110627_022500_000000383104_00032_48753_8860.N1	27-JUN-2011 02:25:00	Bright	37.500	59	55Alp Oph	2.0800	8900.0	75	48753	No
29	GOM_NL__2PRFIN20110627_023408_000000483104_00032_48753_8861.N1	27-JUN-2011 02:34:08	Bright	48.000	5	3Alp Lyr	0.033000	11000.	96	48753	No
30	GOM_NL__2PRFIN20110627_023630_000000393104_00032_48753_8862.N1	27-JUN-2011 02:36:30	Bright	39.000	130	23Bet Dra	2.7990	5800.0	78	48753	No
31	GOM_NL__2PRFIN20110627_024543_000000443104_00032_48753_8863.N1	27-JUN-2011 02:45:43	Bright	44.000	89	5Alp Cep	2.4510	8000.0	88	48753	No
32	GOM_NL__2PRFIN20110627_025254_000000463104_00032_48753_8864.N1	27-JUN-2011 02:52:54	Bright	45.500	74	11Bet Cas	2.2680	6600.0	91	48753	No
33	GOM_NL__2PRFIN20110627_025432_000000483104_00032_48753_8865.N1	27-JUN-2011 02:54:32	Bright	48.000	68	18Alp Cas	2.2250	4500.0	96	48753	No
34	GOM_NL__2PRFIN20110627_025712_000000403104_00032_48753_8866.N1	27-JUN-2011 02:57:12	Bright	39.500	160	23Gam Per	2.9300	4700.0	79	48753	No
35	GOM_NL__2PRFIN20110627_030035_000000483104_00032_48753_8867.N1	27-JUN-2011 03:00:35	Bright	48.000	73	57Gam1And	2.2600	13100.	96	48753	No
36	GOM_NL__2PRFIN20110627_030307_000000483104_00032_48753_8868.N1	27-JUN-2011 03:03:07	Twilight_stray	48.000	173	4Bet Tri	3.0040	8900.0	96	48753	No
37	GOM_NL__2PRFIN20110627_030710_000000553104_00032_48753_8869.N1	27-JUN-2011 03:07:10	Dark	54.500	50	13Alp Ari	2.0070	4250.0	109	48753	No
38	GOM_NL__2PRFIN20110627_031204_000000403104_00032_48753_8870.N1	27-JUN-2011 03:12:04	Dark	40.000	94	92Alp Cet	2.5260	3100.0	80	48753	No
39	GOM_NL__2PRFIN20110627_033049_000000493104_00033_48754_8865.N1	27-JUN-2011 03:30:49	Dark	48.500	84	Alp Phe	2.3970	4500.0	97	48754	No
40	GOM_NL__2PRFIN20110627_033718_000000513104_00033_48754_8866.N1	27-JUN-2011 03:37:18	Straylight	51.000	63	Bet Gru	2.1500	2800.0	102	48754	No
41	GOM_NL__2PRFIN20110627_033917_000000553104_00033_48754_8867.N1	27-JUN-2011 03:39:17	Straylight	55.000	31	Alp Gru	1.7340	15200.	110	48754	No
42	GOM_NL__2PRFIN20110627_034158_000000443104_00033_48754_8868.N1	27-JUN-2011 03:41:58	Straylight	43.500	45	Alp Pav	1.9400	26000.	87	48754	No

43	GOM_NL__2PRFIN20110627_035055_000000453104_00033_48754_8869.N1	27-JUN-2011 03:50:55	Twilight	44.500	38	20Eps Sgr	1.8360	11000.	89	48754	No
44	GOM_NL__2PRFIN20110627_035217_000000433104_00033_48754_8870.N1	27-JUN-2011 03:52:17	Bright	43.000	116	19Del Sgr	2.7000	4100.0	86	48754	No
45	GOM_NL__2PRFIN20110627_035423_000000473104_00033_48754_8871.N1	27-JUN-2011 03:54:23	Bright	47.000	155	41Pi Sgr	2.9000	6600.0	94	48754	No
46	GOM_NL__2PRFIN20110627_040253_000000383104_00033_48754_8872.N1	27-JUN-2011 04:02:53	Bright	38.000	126	60Bet Oph	2.7700	4250.0	76	48754	No
47	GOM_NL__2PRFIN20110627_040514_000000403104_00033_48754_8873.N1	27-JUN-2011 04:05:14	Bright	39.500	59	55Alp Oph	2.0800	8900.0	79	48754	No
48	GOM_NL__2PRFIN20110627_041421_000000463104_00033_48754_8874.N1	27-JUN-2011 04:14:21	Bright	46.000	5	3Alp Lyr	0.033000	11000.	92	48754	No
49	GOM_NL__2PRFIN20110627_041643_000000353104_00033_48754_8875.N1	27-JUN-2011 04:16:43	Bright	35.000	130	23Bet Dra	2.7990	5800.0	70	48754	No
50	GOM_NL__2PRFIN20110627_042557_000000463104_00033_48754_8876.N1	27-JUN-2011 04:25:57	Bright	45.500	89	5Alp Cep	2.4510	8000.0	91	48754	No
51	GOM_NL__2PRFIN20110627_043308_000000693104_00033_48754_8877.N1	27-JUN-2011 04:33:08	Bright	69.000	74	11Bet Cas	2.2680	6600.0	138	48754	No
52	GOM_NL__2PRFIN20110627_043446_000000473104_00033_48754_8878.N1	27-JUN-2011 04:34:46	Bright	47.000	68	18Alp Cas	2.2250	4500.0	94	48754	No
53	GOM_NL__2PRFIN20110627_043726_000000553104_00033_48754_8879.N1	27-JUN-2011 04:37:26	Bright	55.000	160	23Gam Per	2.9300	4700.0	110	48754	No
54	GOM_NL__2PRFIN20110627_044049_000000483104_00033_48754_8880.N1	27-JUN-2011 04:40:49	Bright	47.500	73	57Gam1And	2.2600	13100.	95	48754	No
55	GOM_NL__2PRFIN20110627_044321_000000493104_00033_48754_8881.N1	27-JUN-2011 04:43:21	Twilight	49.000	173	4Bet Tri	3.0040	8900.0	98	48754	No
56	GOM_NL__2PRFIN20110627_044724_000000563104_00033_48754_8882.N1	27-JUN-2011 04:47:24	Dark	56.000	50	13Alp Ari	2.0070	4250.0	112	48754	No
57	GOM_NL__2PRFIN20110627_045219_000000393104_00033_48754_8883.N1	27-JUN-2011 04:52:19	Dark	38.500	94	92Alp Cet	2.5260	3100.0	77	48754	No
58	GOM_NL__2PRFIN20110627_051104_000000473104_00034_48755_8876.N1	27-JUN-2011 05:11:04	Dark	46.500	84	Alp Phe	2.3970	4500.0	93	48755	No
59	GOM_NL__2PRFIN20110627_051733_000000553104_00034_48755_8877.N1	27-JUN-2011 05:17:33	Straylight	54.500	63	Bet Gru	2.1500	2800.0	109	48755	No
60	GOM_NL__2PRFIN20110627_051932_000000493104_00034_48755_8878.N1	27-JUN-2011 05:19:32	Straylight	49.000	31	Alp Gru	1.7340	15200.	98	48755	No
61	GOM_NL__2PRFIN20110627_052213_000000433104_00034_48755_8879.N1	27-JUN-2011 05:22:13	Straylight	42.500	45	Alp Pav	1.9400	26000.	85	48755	No
62	GOM_NL__2PRFIN20110627_053109_000000453104_00034_48755_8880.N1	27-JUN-2011 05:31:09	Twilight	45.000	38	20Eps Sgr	1.8360	11000.	90	48755	No
63	GOM_NL__2PRFIN20110627_053231_000000573104_00034_48755_8881.N1	27-JUN-2011 05:32:31	Bright	57.000	116	19Del Sgr	2.7000	4100.0	114	48755	No
64	GOM_NL__2PRFIN20110627_053438_000000473104_00034_48755_8882.N1	27-JUN-2011 05:34:38	Bright	47.000	155	41Pi Sgr	2.9000	6600.0	94	48755	No
65	GOM_NL__2PRFIN20110627_054307_000000393104_00034_48755_8883.N1	27-JUN-2011 05:43:07	Bright	38.500	126	60Bet Oph	2.7700	4250.0	77	48755	No
66	GOM_NL__2PRFIN20110627_054528_000000383104_00034_48755_8884.N1	27-JUN-2011 05:45:28	Bright	37.500	59	55Alp Oph	2.0800	8900.0	75	48755	No
67	GOM_NL__2PRFIN20110627_054543_000000463104_00034_48755_8885.N1	27-JUN-2011 05:45:43	Bright	46.000	5	3Alp Lyr	0.033000	11000.	92	48755	No
68	GOM_NL__2PRFIN20110627_055657_000000383104_00034_48755_8886.N1	27-JUN-2011 05:56:57	Bright	38.000	130	23Bet Dra	2.7990	5800.0	76	48755	No
69	GOM_NL__2PRFIN20110627_060610_000000473104_00034_48755_8887.N1	27-JUN-2011 06:06:10	Bright	46.500	89	5Alp Cep	2.4510	8000.0	93	48755	No
70	GOM_NL__2PRFIN20110627_061322_000000473104_00034_48755_8888.N1	27-JUN-2011 06:13:22	Bright	46.500	74	11Bet Cas	2.2680	6600.0	93	48755	No
71	GOM_NL__2PRFIN20110627_061500_000000493104_00034_48755_8889.N1	27-JUN-2011 06:15:00	Bright	48.500	68	18Alp Cas	2.2250	4500.0	97	48755	No
72	GOM_NL__2PRFIN20110627_061740_000000503104_00034_48755_8890.N1	27-JUN-2011 06:17:40	Bright	49.500	160	23Gam Per	2.9300	4700.0	99	48755	No
73	GOM_NL__2PRFIN20110627_062103_000000483104_00034_48755_8891.N1	27-JUN-2011 06:21:03	Bright	48.000	73	57Gam1And	2.2600	13100.	96	48755	No
74	GOM_NL__2PRFIN20110627_062335_000000493104_00034_48755_8892.N1	27-JUN-2011 06:23:35	Twilight	48.500	173	4Bet Tri	3.0040	8900.0	97	48755	No
75	GOM_NL__2PRFIN20110627_062739_000000533104_00034_48755_8893.N1	27-JUN-2011 06:27:39	Dark	53.000	50	13Alp Ari	2.0070	4250.0	106	48755	No
76	GOM_NL__2PRFIN20110627_063233_000000473104_00034_48755_8894.N1	27-JUN-2011 06:32:33	Dark	47.000	94	92Alp Cet	2.5260	3100.0	94	48755	No
77	GOM_NL__2PRFIN20110627_065120_000000473104_00035_48756_9776.N1	27-JUN-2011 06:51:20	Dark	46.500	84	Alp Phe	2.3970	4500.0	93	48756	No
78	GOM_NL__2PRFIN20110627_065748_000000533104_00035_48756_9777.N1	27-JUN-2011 06:57:48	Straylight	53.000	63	Bet Gru	2.1500	2800.0	106	48756	No
79	GOM_NL__2PRFIN20110627_065947_000000503104_00035_48756_9778.N1	27-JUN-2011 06:59:47	Straylight	49.500	31	Alp Gru	1.7340	15200.	99	48756	No
80	GOM_NL__2PRFIN20110627_070227_000000413104_00035_48756_9779.N1	27-JUN-2011 07:02:27	Straylight	41.000	45	Alp Pav	1.9400	26000.	82	48756	No
81	GOM_NL__2PRFIN20110627_071123_000000463104_00035_48756_9780.N1	27-JUN-2011 07:11:23	Twilight	46.000	38	20Eps Sgr	1.8360	11000.	92	48756	No
82	GOM_NL__2PRFIN20110627_071246_000000473104_00035_48756_9781.N1	27-JUN-2011 07:12:46	Bright	46.500	116	19Del Sgr	2.7000	4100.0	93	48756	No
83	GOM_NL__2PRFIN20110627_071452_000000473104_00035_48756_9782.N1	27-JUN-2011 07:14:52	Bright	47.000	155	41Pi Sgr	2.9000	6600.0	94	48756	No
84	GOM_NL__2PRFIN20110627_072322_000000383104_00035_48756_9783.N1	27-JUN-2011 07:23:22	Bright	37.500	126	60Bet Oph	2.7700	4250.0	75	48756	No
85	GOM_NL__2PRFIN20110627_072542_000000383104_00035_48756_9784.N1	27-JUN-2011 07:25:42	Bright	37.500	59	55Alp Oph	2.0800	8900.0	75	48756	No
86	GOM_NL__2PRFIN20110627_073448_000000473104_00035_48756_9785.N1	27-JUN-2011 07:34:48	Bright	47.000	5	3Alp Lyr	0.033000	11000.	94	48756	No
87	GOM_NL__2PRFIN20110627_073711_000000393104_00035_48756_9786.N1	27-JUN-2011 07:37:11	Bright	39.000	130	23Bet Dra	2.7990	5800.0	78	48756	No
88	GOM_NL__2PRFIN20110627_074623_000000443104_00035_48756_9787.N1	27-JUN-2011 07:46:23	Bright	43.500	89	5Alp Cep	2.4510	8000.0	87	48756	No
89	GOM_NL__2PRFIN20110627_075335_000000483104_00035_48756_9788.N1	27-JUN-2011 07:53:35	Bright	48.000	74	11Bet Cas	2.2680	6600.0	96	48756	No
90	GOM_NL__2PRFIN20110627_075513_000000503104_00035_48756_9789.N1	27-JUN-2011 07:55:13	Bright	49.500	68	18Alp Cas	2.2250	4500.0	99	48756	No
91	GOM_NL__2PRFIN20110627_075754_000000553104_00035_48756_9790.N1	27-JUN-2011 07:57:54	Bright	55.000	160	23Gam Per	2.9300	4700.0	110	48756	No
92	GOM_NL__2PRFIN20110627_080117_000000453104_00035_48756_9791.N1	27-JUN-2011 08:01:17	Bright	45.000	73	57Gam1And	2.2600	13100.	90	48756	No
93	GOM_NL__2PRFIN20110627_080349_000000493104_00035_48756_9792.N1	27-JUN-2011 08:03:49	Twilight	48.500	173	4Bet Tri	3.0040	8900.0	97	48756	No
94	GOM_NL__2PRFIN20110627_080753_000000533104_00035_48756_9793.N1	27-JUN-2011 08:07:53	Dark	53.000	50	13Alp Ari	2.0070	4250.0	106	48756	No
95	GOM_NL__2PRFIN20110627_081247_000000473104_00035_48756_9794.N1	27-JUN-2011 08:12:47	Dark	47.000	94	92Alp Cet	2.5260	3100.0	94	48756	No
96	GOM_NL__2PRFIN20110627_083134_000000593104_00036_48757_8910.N1	27-JUN-2011 08:31:34	Dark	58.500	84	Alp Phe	2.3970	4500.0	117	48757	No
97	GOM_NL__2PRFIN20110627_083803_000000653104_00036_48757_8911.N1	27-JUN-2011 08:38:03	Straylight	65.000	63	Bet Gru	2.1500	2800.0	130	48757	No
98	GOM_NL__2PRFIN20110627_084002_000000503104_00036_48757_8912.N1	27-JUN-2011 08:40:02	Straylight	49.500	31	Alp Gru	1.7340	15200.	99	48757	No
99	GOM_NL__2PRFIN20110627_084242_000000453104_00036_48757_8913.N1	27-JUN-2011 08:42:42	Straylight	44.500	45	Alp Pav	1.9400	26000.	89	48757	No
100	GOM_NL__2PRFIN20110627_085138_000000423104_00036_48757_8914.N1	27-JUN-2011 08:51:38	Twilight	42.000	38	20Eps Sgr	1.8360	11000.	84	48757	No
101	GOM_NL__2PRFIN20110627_085300_000000413104_00036_48757_8915.N1	27-JUN-2011 08:53:00	Bright	41.000	116	19Del Sgr	2.7000	4100.0	82	48757	No

102	GOM_NL__2PRFIN20110627_085506_000000463104_00036_48757_8916.N1	27-JUN-2011 08:55:06	Bright	46.000	155	41Pi Sgr	2.9000	6600.0	92	48757	No
103	GOM_NL__2PRFIN20110627_090335_000000383104_00036_48757_8917.N1	27-JUN-2011 09:03:35	Bright	38.000	126	60Bet Oph	2.7700	4250.0	76	48757	No
104	GOM_NL__2PRFIN20110627_090556_000000393104_00036_48757_8918.N1	27-JUN-2011 09:05:56	Bright	39.000	59	55Alp Oph	2.0800	8900.0	78	48757	No
105	GOM_NL__2PRFIN20110627_091502_000000463104_00036_48757_8919.N1	27-JUN-2011 09:15:02	Bright	46.000	5	3Alp Lyr	0.033000	11000.	92	48757	No
106	GOM_NL__2PRFIN20110627_091725_000000393104_00036_48757_8920.N1	27-JUN-2011 09:17:25	Bright	38.500	130	23Bet Dra	2.7990	5800.0	77	48757	No
107	GOM_NL__2PRFIN20110627_092637_000000473104_00036_48757_8921.N1	27-JUN-2011 09:26:37	Bright	47.000	89	5Alp Cep	2.4510	8000.0	94	48757	No
108	GOM_NL__2PRFIN20110627_093349_000000483104_00036_48757_8922.N1	27-JUN-2011 09:33:49	Bright	48.000	74	11Bet Cas	2.2680	6600.0	96	48757	No
109	GOM_NL__2PRFIN20110627_093527_000000503104_00036_48757_8923.N1	27-JUN-2011 09:35:27	Bright	49.500	68	18Alp Cas	2.2250	4500.0	99	48757	No
110	GOM_NL__2PRFIN20110627_093808_000000553104_00036_48757_8924.N1	27-JUN-2011 09:38:08	Bright	55.000	160	23Gam Per	2.9300	4700.0	110	48757	No
111	GOM_NL__2PRFIN20110627_094131_000000443104_00036_48757_8925.N1	27-JUN-2011 09:41:31	Bright	44.000	73	57Gam1And	2.2600	13100.	88	48757	No
112	GOM_NL__2PRFIN20110627_094403_000000473104_00036_48757_8926.N1	27-JUN-2011 09:44:03	Tw_i_and_stray	47.000	173	4Bet Tri	3.0040	8900.0	94	48757	No
113	GOM_NL__2PRFIN20110627_094807_000000573104_00036_48757_8927.N1	27-JUN-2011 09:48:07	Dark	56.500	50	13Alp Ari	2.0070	4250.0	113	48757	No
114	GOM_NL__2PRFIN20110627_095302_000000493104_00036_48757_8928.N1	27-JUN-2011 09:53:02	Dark	48.500	94	92Alp Cet	2.5260	3100.0	97	48757	No
115	GOM_NL__2PRFIN20110627_101150_000000483104_00037_48758_8956.N1	27-JUN-2011 10:11:50	Dark	48.000	84	Alp Phe	2.3970	4500.0	96	48758	No
116	GOM_NL__2PRFIN20110627_101818_000000523104_00037_48758_8957.N1	27-JUN-2011 10:18:18	Straylight	52.000	63	Bet Gru	2.1500	2800.0	104	48758	No
117	GOM_NL__2PRFIN20110627_102017_000000513104_00037_48758_8958.N1	27-JUN-2011 10:20:17	Straylight	50.500	31	Alp Gru	1.7340	15200.	101	48758	No
118	GOM_NL__2PRFIN20110627_102256_000000433104_00037_48758_8959.N1	27-JUN-2011 10:22:56	Straylight	42.500	45	Alp Pav	1.9400	26000.	85	48758	No
119	GOM_NL__2PRFIN20110627_103152_000000473104_00037_48758_8960.N1	27-JUN-2011 10:31:52	Tw_i_and_stray	46.500	38	20Eps Sgr	1.8360	11000.	93	48758	No
120	GOM_NL__2PRFIN20110627_103314_000000503104_00037_48758_8961.N1	27-JUN-2011 10:33:14	Bright	50.000	116	19Del Sgr	2.7000	4100.0	100	48758	No
121	GOM_NL__2PRFIN20110627_103520_000000473104_00037_48758_8962.N1	27-JUN-2011 10:35:20	Bright	46.500	155	41Pi Sgr	2.9000	6600.0	93	48758	No
122	GOM_NL__2PRFIN20110627_104349_000000393104_00037_48758_8963.N1	27-JUN-2011 10:43:49	Bright	38.500	126	60Bet Oph	2.7700	4250.0	77	48758	No
123	GOM_NL__2PRFIN20110627_104610_000000383104_00037_48758_8964.N1	27-JUN-2011 10:46:10	Bright	38.000	59	55Alp Oph	2.0800	8900.0	76	48758	No
124	GOM_NL__2PRFIN20110627_105515_000000493104_00037_48758_8965.N1	27-JUN-2011 10:55:15	Bright	49.000	5	3Alp Lyr	0.033000	11000.	98	48758	No
125	GOM_NL__2PRFIN20110627_105739_000000383104_00037_48758_8966.N1	27-JUN-2011 10:57:39	Bright	38.000	130	23Bet Dra	2.7990	5800.0	76	48758	No
126	GOM_NL__2PRFIN20110627_110650_000000473104_00037_48758_8967.N1	27-JUN-2011 11:06:50	Bright	47.000	89	5Alp Cep	2.4510	8000.0	94	48758	No
127	GOM_NL__2PRFIN20110627_111402_000000523104_00037_48758_8968.N1	27-JUN-2011 11:14:02	Bright	51.500	74	11Bet Cas	2.2680	6600.0	103	48758	No
128	GOM_NL__2PRFIN20110627_111540_000000483104_00037_48758_8969.N1	27-JUN-2011 11:15:40	Bright	47.500	68	18Alp Cas	2.2250	4500.0	95	48758	No
129	GOM_NL__2PRFIN20110627_111822_000000363104_00037_48758_8970.N1	27-JUN-2011 11:18:22	Bright	35.500	160	23Gam Per	2.9300	4700.0	71	48758	No
130	GOM_NL__2PRFIN20110627_112145_000000483104_00037_48758_8971.N1	27-JUN-2011 11:21:45	Bright	48.000	73	57Gam1And	2.2600	13100.	96	48758	No
131	GOM_NL__2PRFIN20110627_112417_000000483104_00037_48758_8972.N1	27-JUN-2011 11:24:17	Tw_i_and_stray	47.500	173	4Bet Tri	3.0040	8900.0	95	48758	No
132	GOM_NL__2PRFIN20110627_112821_000000563104_00037_48758_8973.N1	27-JUN-2011 11:28:21	Dark	55.500	50	13Alp Ari	2.0070	4250.0	111	48758	No
133	GOM_NL__2PRFIN20110627_113316_000000483104_00037_48758_8974.N1	27-JUN-2011 11:33:16	Dark	47.500	94	92Alp Cet	2.5260	3100.0	95	48758	No
134	GOM_NL__2PRFIN20110627_115204_000000533104_00038_48759_8978.N1	27-JUN-2011 11:52:04	Dark	52.500	84	Alp Phe	2.3970	4500.0	105	48759	No
135	GOM_NL__2PRFIN20110627_115833_000000533104_00038_48759_8979.N1	27-JUN-2011 11:58:33	Straylight	52.500	63	Bet Gru	2.1500	2800.0	105	48759	No
136	GOM_NL__2PRFIN20110627_120032_000000553104_00038_48759_8980.N1	27-JUN-2011 12:00:32	Straylight	55.000	31	Alp Gru	1.7340	15200.	110	48759	No
137	GOM_NL__2PRFIN20110627_120311_000000423104_00038_48759_8981.N1	27-JUN-2011 12:03:11	Straylight	41.500	45	Alp Pav	1.9400	26000.	83	48759	No
138	GOM_NL__2PRFIN20110627_121206_000000443104_00038_48759_8982.N1	27-JUN-2011 12:12:06	Tw_i_and_stray	43.500	38	20Eps Sgr	1.8360	11000.	87	48759	No
139	GOM_NL__2PRFIN20110627_121329_000000443104_00038_48759_8983.N1	27-JUN-2011 12:13:29	Bright	44.000	116	19Del Sgr	2.7000	4100.0	88	48759	No
140	GOM_NL__2PRFIN20110627_121534_000000473104_00038_48759_8984.N1	27-JUN-2011 12:15:34	Bright	46.500	155	41Pi Sgr	2.9000	6600.0	93	48759	No
141	GOM_NL__2PRFIN20110627_122403_000000393104_00038_48759_8985.N1	27-JUN-2011 12:24:03	Bright	38.500	126	60Bet Oph	2.7700	4250.0	77	48759	No
142	GOM_NL__2PRFIN20110627_122624_000000373104_00038_48759_8986.N1	27-JUN-2011 12:26:24	Bright	36.500	59	55Alp Oph	2.0800	8900.0	73	48759	No
143	GOM_NL__2PRFIN20110627_123529_000000423104_00038_48759_8987.N1	27-JUN-2011 12:35:29	Bright	42.000	5	3Alp Lyr	0.033000	11000.	84	48759	No
144	GOM_NL__2PRFIN20110627_123752_000000403104_00038_48759_8988.N1	27-JUN-2011 12:37:52	Bright	39.500	130	23Bet Dra	2.7990	5800.0	79	48759	No
145	GOM_NL__2PRFIN20110627_124703_000000453104_00038_48759_8989.N1	27-JUN-2011 12:47:03	Bright	45.000	89	5Alp Cep	2.4510	8000.0	90	48759	No
146	GOM_NL__2PRFIN20110627_125416_000000483104_00038_48759_8990.N1	27-JUN-2011 12:54:16	Bright	47.500	74	11Bet Cas	2.2680	6600.0	95	48759	No
147	GOM_NL__2PRFIN20110627_125554_000000483104_00038_48759_8991.N1	27-JUN-2011 12:55:54	Bright	48.000	68	18Alp Cas	2.2250	4500.0	96	48759	No
148	GOM_NL__2PRFIN20110627_125836_000000523104_00038_48759_8992.N1	27-JUN-2011 12:58:36	Bright	51.500	160	23Gam Per	2.9300	4700.0	103	48759	No
149	GOM_NL__2PRFIN20110627_130159_000000483104_00038_48759_8993.N1	27-JUN-2011 13:01:59	Bright	48.000	73	57Gam1And	2.2600	13100.	96	48759	No
150	GOM_NL__2PRFIN20110627_130431_000000493104_00038_48759_8994.N1	27-JUN-2011 13:04:31	Tw_i_and_stray	49.000	173	4Bet Tri	3.0040	8900.0	98	48759	No
151	GOM_NL__2PRFIN20110627_130835_000000593104_00038_48759_8995.N1	27-JUN-2011 13:08:35	Dark	58.500	50	13Alp Ari	2.0070	4250.0	117	48759	No
152	GOM_NL__2PRFIN20110627_131330_000000473104_00038_48759_8996.N1	27-JUN-2011 13:13:30	Dark	47.000	94	92Alp Cet	2.5260	3100.0	94	48759	No
153	GOM_NL__2PRFIN20110627_133219_000000523104_00039_48760_9005.N1	27-JUN-2011 13:32:19	Dark	51.500	84	Alp Phe	2.3970	4500.0	103	48760	No
154	GOM_NL__2PRFIN20110627_133848_000000523104_00039_48760_9006.N1	27-JUN-2011 13:38:48	Straylight	52.000	63	Bet Gru	2.1500	2800.0	104	48760	No
155	GOM_NL__2PRFIN20110627_134046_000000503104_00039_48760_9007.N1	27-JUN-2011 13:40:46	Straylight	49.500	31	Alp Gru	1.7340	15200.	99	48760	No
156	GOM_NL__2PRFIN20110627_134325_000000423104_00039_48760_9008.N1	27-JUN-2011 13:43:25	Straylight	42.000	45	Alp Pav	1.9400	26000.	84	48760	No
157	GOM_NL__2PRFIN20110627_135220_000000433104_00039_48760_9009.N1	27-JUN-2011 13:52:20	Tw_i_and_stray	43.000	38	20Eps Sgr	1.8360	11000.	86	48760	No
158	GOM_NL__2PRFIN20110627_135343_000000473104_00039_48760_9010.N1	27-JUN-2011 13:53:43	Bright	47.000	116	19Del Sgr	2.7000	4100.0	94	48760	No
159	GOM_NL__2PRFIN20110627_135549_000000473104_00039_48760_9011.N1	27-JUN-2011 13:55:49	Bright	46.500	155	41Pi Sgr	2.9000	6600.0	93	48760	No
160	GOM_NL__2PRFIN20110627_140417_000000393104_00039_48760_9012.N1	27-JUN-2011 14:04:17	Bright	39.000	126	60Bet Oph	2.7700	4250.0	78	48760	No

161	GOM_NL__2PRFIN20110627_140638_000000393104_00039_48760_9013.N1	27-JUN-2011 14:06:38	Bright	39.000	59	55Alp Oph	2.0800	8900.0	78	48760	No
162	GOM_NL__2PRFIN20110627_141542_000000453104_00039_48760_9014.N1	27-JUN-2011 14:15:42	Bright	45.000	5	3Alp Lyr	0.033000	11000.	90	48760	No
163	GOM_NL__2PRFIN20110627_141806_000000373104_00039_48760_9015.N1	27-JUN-2011 14:18:06	Bright	36.500	130	23Bet Dra	2.7990	5800.0	73	48760	No
164	GOM_NL__2PRFIN20110627_142717_000000483104_00039_48760_9016.N1	27-JUN-2011 14:27:17	Bright	47.500	89	5Alp Cep	2.4510	8000.0	95	48760	No
165	GOM_NL__2PRFIN20110627_143429_000000483104_00039_48760_9017.N1	27-JUN-2011 14:34:29	Bright	48.000	74	11Bet Cas	2.2680	6600.0	96	48760	No
166	GOM_NL__2PRFIN20110627_143608_000000463104_00039_48760_9018.N1	27-JUN-2011 14:36:08	Bright	46.000	68	18Alp Cas	2.2250	4500.0	92	48760	No
167	GOM_NL__2PRFIN20110627_143850_000000353104_00039_48760_9019.N1	27-JUN-2011 14:38:50	Bright	35.000	160	23Gam Per	2.9300	4700.0	70	48760	No
168	GOM_NL__2PRFIN20110627_144213_000000493104_00039_48760_9020.N1	27-JUN-2011 14:42:13	Bright	48.500	73	57Gam1And	2.2600	13100.	97	48760	No
169	GOM_NL__2PRFIN20110627_144445_000000503104_00039_48760_9021.N1	27-JUN-2011 14:44:45	Twi_and_stray	49.500	173	4Bet Tri	3.0040	8900.0	99	48760	No
170	GOM_NL__2PRFIN20110627_144850_000000543104_00039_48760_9022.N1	27-JUN-2011 14:48:50	Dark	54.000	50	13Alp Ari	2.0070	4250.0	108	48760	No
171	GOM_NL__2PRFIN20110627_145345_000000503104_00039_48760_9023.N1	27-JUN-2011 14:53:45	Dark	49.500	94	92Alp Cet	2.5260	3100.0	99	48760	No
172	GOM_NL__2PRFIN20110627_151234_000000493104_00040_48761_9044.N1	27-JUN-2011 15:12:34	Dark	49.000	84	Alp Phe	2.3970	4500.0	98	48761	No
173	GOM_NL__2PRFIN20110627_151903_000000553104_00040_48761_9045.N1	27-JUN-2011 15:19:03	Straylight	54.500	63	Bet Gru	2.1500	2800.0	109	48761	No
174	GOM_NL__2PRFIN20110627_152102_000000483104_00040_48761_9046.N1	27-JUN-2011 15:21:02	Straylight	47.500	31	Alp Gru	1.7340	15200.	95	48761	No
175	GOM_NL__2PRFIN20110627_152339_000000433104_00040_48761_9047.N1	27-JUN-2011 15:23:39	Straylight	42.500	45	Alp Pav	1.9400	26000.	85	48761	No
176	GOM_NL__2PRFIN20110627_153235_000000473104_00040_48761_9048.N1	27-JUN-2011 15:32:35	Twi_and_stray	46.500	38	20Eps Sgr	1.8360	11000.	93	48761	No
177	GOM_NL__2PRFIN20110627_153357_000000523104_00040_48761_9049.N1	27-JUN-2011 15:33:57	Bright	52.000	116	19Del Sgr	2.7000	4100.0	104	48761	No
178	GOM_NL__2PRFIN20110627_153603_000000473104_00040_48761_9050.N1	27-JUN-2011 15:36:03	Bright	47.000	155	41Pi Sgr	2.9000	6600.0	94	48761	No
179	GOM_NL__2PRFIN20110627_154431_000000393104_00040_48761_9051.N1	27-JUN-2011 15:44:31	Bright	39.000	126	60Bet Oph	2.7700	4250.0	78	48761	No
180	GOM_NL__2PRFIN20110627_154652_000000373104_00040_48761_9052.N1	27-JUN-2011 15:46:52	Bright	37.000	59	55Alp Oph	2.0800	8900.0	74	48761	No
181	GOM_NL__2PRFIN20110627_155555_000000493104_00040_48761_9053.N1	27-JUN-2011 15:55:55	Bright	48.500	5	3Alp Lyr	0.033000	11000.	97	48761	No
182	GOM_NL__2PRFIN20110627_155820_000000383104_00040_48761_9054.N1	27-JUN-2011 15:58:20	Bright	37.500	130	23Bet Dra	2.7990	5800.0	75	48761	No
183	GOM_NL__2PRFIN20110627_160730_000000483104_00040_48761_9055.N1	27-JUN-2011 16:07:30	Bright	48.000	89	5Alp Cep	2.4510	8000.0	96	48761	No
184	GOM_NL__2PRFIN20110627_161443_000000473104_00040_48761_9056.N1	27-JUN-2011 16:14:43	Bright	46.500	74	11Bet Cas	2.2680	6600.0	93	48761	No
185	GOM_NL__2PRFIN20110627_161621_000000463104_00040_48761_9057.N1	27-JUN-2011 16:16:21	Bright	45.500	68	18Alp Cas	2.2250	4500.0	91	48761	No
186	GOM_NL__2PRFIN20110627_161904_000000363104_00040_48761_9058.N1	27-JUN-2011 16:19:04	Bright	35.500	160	23Gam Per	2.9300	4700.0	71	48761	No
187	GOM_NL__2PRFIN20110627_162227_000000483104_00040_48761_9059.N1	27-JUN-2011 16:22:27	Bright	47.500	73	57Gam1And	2.2600	13100.	95	48761	No
188	GOM_NL__2PRFIN20110627_162459_000000483104_00040_48761_9060.N1	27-JUN-2011 16:24:59	Twi_and_stray	48.000	173	4Bet Tri	3.0040	8900.0	96	48761	No
189	GOM_NL__2PRFIN20110627_162904_000000543104_00040_48761_9061.N1	27-JUN-2011 16:29:04	Dark	54.000	50	13Alp Ari	2.0070	4250.0	108	48761	No
190	GOM_NL__2PRFIN20110627_163359_000000513104_00040_48761_9062.N1	27-JUN-2011 16:33:59	Dark	50.500	94	92Alp Cet	2.5260	3100.0	101	48761	No
191	GOM_NL__2PRFIN20110627_165249_000000483104_00041_48762_9066.N1	27-JUN-2011 16:52:49	Dark	47.500	84	Alp Phe	2.3970	4500.0	95	48762	No
192	GOM_NL__2PRFIN20110627_165918_000000553104_00041_48762_9067.N1	27-JUN-2011 16:59:18	Straylight	54.500	63	Bet Gru	2.1500	2800.0	109	48762	No
193	GOM_NL__2PRFIN20110627_170116_000000503104_00041_48762_9068.N1	27-JUN-2011 17:01:16	Straylight	50.000	31	Alp Gru	1.7340	15200.	100	48762	No
194	GOM_NL__2PRFIN20110627_170354_000000413104_00041_48762_9069.N1	27-JUN-2011 17:03:54	Straylight	40.500	45	Alp Pav	1.9400	26000.	81	48762	No
195	GOM_NL__2PRFIN20110627_171249_000000453104_00041_48762_9070.N1	27-JUN-2011 17:12:49	Twi_and_stray	45.000	38	20Eps Sgr	1.8360	11000.	90	48762	No
196	GOM_NL__2PRFIN20110627_171411_000000563104_00041_48762_9071.N1	27-JUN-2011 17:14:11	Bright	56.000	116	19Del Sgr	2.7000	4100.0	112	48762	No
197	GOM_NL__2PRFIN20110627_171617_000000473104_00041_48762_9072.N1	27-JUN-2011 17:16:17	Bright	47.000	155	41Pi Sgr	2.9000	6600.0	94	48762	No
198	GOM_NL__2PRFIN20110627_172445_000000393104_00041_48762_9073.N1	27-JUN-2011 17:24:45	Bright	38.500	126	60Bet Oph	2.7700	4250.0	77	48762	No
199	GOM_NL__2PRFIN20110627_172706_000000393104_00041_48762_9074.N1	27-JUN-2011 17:27:06	Bright	38.500	59	55Alp Oph	2.0800	8900.0	77	48762	No
200	GOM_NL__2PRFIN20110627_173609_000000473104_00041_48762_9075.N1	27-JUN-2011 17:36:09	Bright	47.000	5	3Alp Lyr	0.033000	11000.	94	48762	No
201	GOM_NL__2PRFIN20110627_173834_000000403104_00041_48762_9076.N1	27-JUN-2011 17:38:34	Bright	39.500	130	23Bet Dra	2.7990	5800.0	79	48762	No
202	GOM_NL__2PRFIN20110627_174743_000000453104_00041_48762_9077.N1	27-JUN-2011 17:47:43	Bright	45.000	89	5Alp Cep	2.4510	8000.0	90	48762	No
203	GOM_NL__2PRFIN20110627_175456_000000583104_00041_48762_9078.N1	27-JUN-2011 17:54:56	Bright	57.500	74	11Bet Cas	2.2680	6600.0	115	48762	No
204	GOM_NL__2PRFIN20110627_175635_000000473104_00041_48762_9079.N1	27-JUN-2011 17:56:35	Bright	47.000	68	18Alp Cas	2.2250	4500.0	94	48762	No
205	GOM_NL__2PRFIN20110627_175918_000000423104_00041_48762_9080.N1	27-JUN-2011 17:59:18	Bright	42.000	160	23Gam Per	2.9300	4700.0	84	48762	No
206	GOM_NL__2PRFIN20110627_180241_000000473104_00041_48762_9081.N1	27-JUN-2011 18:02:41	Bright	47.000	73	57Gam1And	2.2600	13100.	94	48762	No
207	GOM_NL__2PRFIN20110627_180513_000000503104_00041_48762_9082.N1	27-JUN-2011 18:05:13	Twi_and_stray	49.500	173	4Bet Tri	3.0040	8900.0	99	48762	No
208	GOM_NL__2PRFIN20110627_180918_000000603104_00041_48762_9083.N1	27-JUN-2011 18:09:18	Dark	60.000	50	13Alp Ari	2.0070	4250.0	120	48762	No
209	GOM_NL__2PRFIN20110627_181414_000000453104_00041_48762_9084.N1	27-JUN-2011 18:14:14	Dark	45.000	94	92Alp Cet	2.5260	3100.0	90	48762	No
210	GOM_NL__2PRFIN20110627_183304_000000543104_00042_48763_9076.N1	27-JUN-2011 18:33:04	Dark	54.000	84	Alp Phe	2.3970	4500.0	108	48763	No
211	GOM_NL__2PRFIN20110627_183933_000000503104_00042_48763_9077.N1	27-JUN-2011 18:39:33	Straylight	50.000	63	Bet Gru	2.1500	2800.0	100	48763	No
212	GOM_NL__2PRFIN20110627_184131_000000503104_00042_48763_9078.N1	27-JUN-2011 18:41:31	Straylight	49.500	31	Alp Gru	1.7340	15200.	99	48763	No
213	GOM_NL__2PRFIN20110627_184408_000000443104_00042_48763_9079.N1	27-JUN-2011 18:44:08	Straylight	44.000	45	Alp Pav	1.9400	26000.	88	48763	No
214	GOM_NL__2PRFIN20110627_185303_000000453104_00042_48763_9080.N1	27-JUN-2011 18:53:03	Twi_and_stray	44.500	38	20Eps Sgr	1.8360	11000.	89	48763	No
215	GOM_NL__2PRFIN20110627_185425_000000563104_00042_48763_9081.N1	27-JUN-2011 18:54:25	Bright	56.000	116	19Del Sgr	2.7000	4100.0	112	48763	No
216	GOM_NL__2PRFIN20110627_185631_000000483104_00042_48763_9082.N1	27-JUN-2011 18:56:31	Bright	47.500	155	41Pi Sgr	2.9000	6600.0	95	48763	No
217	GOM_NL__2PRFIN20110627_190459_000000383104_00042_48763_9083.N1	27-JUN-2011 19:04:59	Bright	38.000	126	60Bet Oph	2.7700	4250.0	76	48763	No
218	GOM_NL__2PRFIN20110627_190719_000000383104_00042_48763_9084.N1	27-JUN-2011 19:07:19	Bright	38.000	59	55Alp Oph	2.0800	8900.0	76	48763	No
219	GOM_NL__2PRFIN20110627_191622_000000463104_00042_48763_9085.N1	27-JUN-2011 19:16:22	Bright	45.500	5	3Alp Lyr	0.033000	11000.	91	48763	No

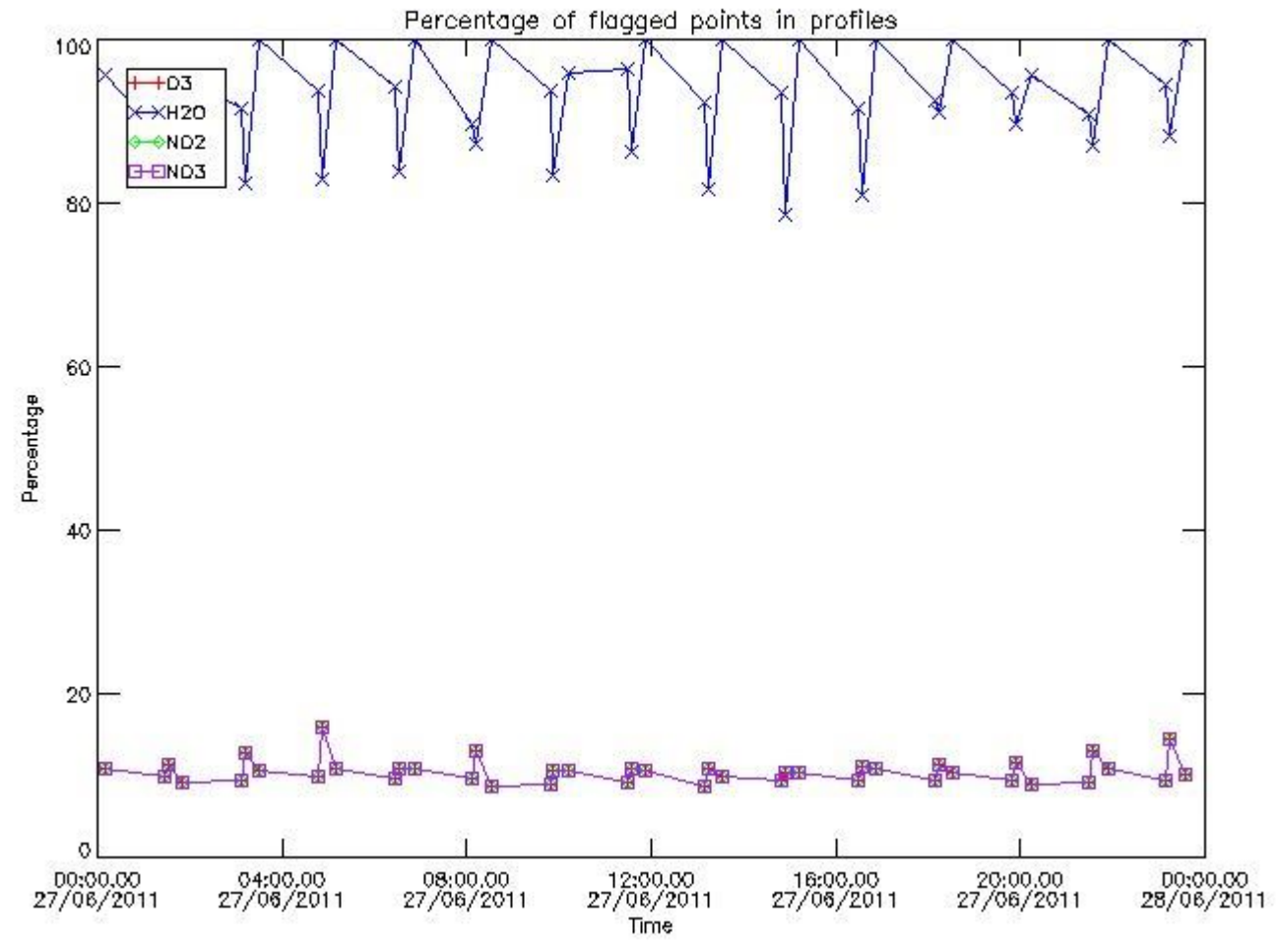
220	GOM_NL__2PRFIN20110627_191847_000000393104_00042_48763_9086.N1	27-JUN-2011 19:18:47	Bright	39.000	130	23Bet Dra	2.7990	5800.0	78	48763	No
221	GOM_NL__2PRFIN20110627_192757_000000453104_00042_48763_9087.N1	27-JUN-2011 19:27:57	Bright	44.500	89	5Alp Cep	2.4510	8000.0	89	48763	No
222	GOM_NL__2PRFIN20110627_193510_000000453104_00042_48763_9088.N1	27-JUN-2011 19:35:10	Bright	44.500	74	11Bet Cas	2.2680	6600.0	89	48763	No
223	GOM_NL__2PRFIN20110627_193648_000000563104_00042_48763_9089.N1	27-JUN-2011 19:36:48	Bright	56.000	68	18Alp Cas	2.2250	4500.0	112	48763	No
224	GOM_NL__2PRFIN20110627_193932_000000433104_00042_48763_9090.N1	27-JUN-2011 19:39:32	Bright	43.000	160	23Gam Per	2.9300	4700.0	86	48763	No
225	GOM_NL__2PRFIN20110627_194254_000000453104_00042_48763_9091.N1	27-JUN-2011 19:42:54	Bright	45.000	73	57Gam1And	2.2600	13100.	90	48763	No
226	GOM_NL__2PRFIN20110627_194528_000000483104_00042_48763_9092.N1	27-JUN-2011 19:45:28	Tw_i_and_stray	48.000	173	4Bet Tri	3.0040	8900.0	96	48763	No
227	GOM_NL__2PRFIN20110627_194933_000000543104_00042_48763_9093.N1	27-JUN-2011 19:49:33	Dark	54.000	50	13Alp Ari	2.0070	4250.0	108	48763	No
228	GOM_NL__2PRFIN20110627_195428_000000443104_00042_48763_9094.N1	27-JUN-2011 19:54:28	Dark	44.000	94	92Alp Cet	2.5260	3100.0	88	48763	No
229	GOM_NL__2PRFIN20110627_201319_000000573104_00043_48764_9102.N1	27-JUN-2011 20:13:19	Dark	57.000	84	Alp Phe	2.3970	4500.0	114	48764	No
230	GOM_NL__2PRFIN20110627_201948_000000643104_00043_48764_9103.N1	27-JUN-2011 20:19:48	Straylight	63.500	63	Bet Gru	2.1500	2800.0	127	48764	No
231	GOM_NL__2PRFIN20110627_202146_000000503104_00043_48764_9104.N1	27-JUN-2011 20:21:46	Straylight	50.000	31	Alp Gru	1.7340	15200.	100	48764	No
232	GOM_NL__2PRFIN20110627_202423_000000413104_00043_48764_9105.N1	27-JUN-2011 20:24:23	Straylight	40.500	45	Alp Pav	1.9400	26000.	81	48764	No
233	GOM_NL__2PRFIN20110627_203317_000000443104_00043_48764_9106.N1	27-JUN-2011 20:33:17	Tw_i_and_stray	43.500	38	20Eps Sgr	1.8360	11000.	87	48764	No
234	GOM_NL__2PRFIN20110627_203440_000000563104_00043_48764_9107.N1	27-JUN-2011 20:34:40	Bright	56.000	116	19Del Sgr	2.7000	4100.0	112	48764	No
235	GOM_NL__2PRFIN20110627_203645_000000473104_00043_48764_9108.N1	27-JUN-2011 20:36:45	Bright	46.500	155	41Pi Sgr	2.9000	6600.0	93	48764	No
236	GOM_NL__2PRFIN20110627_204513_000000383104_00043_48764_9109.N1	27-JUN-2011 20:45:13	Bright	37.500	126	60Bet Oph	2.7700	4250.0	75	48764	No
237	GOM_NL__2PRFIN20110627_204733_000000393104_00043_48764_9110.N1	27-JUN-2011 20:47:33	Bright	39.000	59	55Alp Oph	2.0800	8900.0	78	48764	No
238	GOM_NL__2PRFIN20110627_205636_000000443104_00043_48764_9111.N1	27-JUN-2011 20:56:36	Bright	44.000	5	3Alp Lyr	0.033000	11000.	88	48764	No
239	GOM_NL__2PRFIN20110627_205901_000000393104_00043_48764_9112.N1	27-JUN-2011 20:59:01	Bright	39.000	130	23Bet Dra	2.7990	5800.0	78	48764	No
240	GOM_NL__2PRFIN20110627_210810_000000483104_00043_48764_9113.N1	27-JUN-2011 21:08:10	Bright	48.000	89	5Alp Cep	2.4510	8000.0	96	48764	No
241	GOM_NL__2PRFIN20110627_211523_000000643104_00043_48764_9114.N1	27-JUN-2011 21:15:23	Bright	64.000	74	11Bet Cas	2.2680	6600.0	128	48764	No
242	GOM_NL__2PRFIN20110627_211702_000000493104_00043_48764_9115.N1	27-JUN-2011 21:17:02	Bright	49.000	68	18Alp Cas	2.2250	4500.0	98	48764	No
243	GOM_NL__2PRFIN20110627_211946_000000363104_00043_48764_9116.N1	27-JUN-2011 21:19:46	Bright	36.000	160	23Gam Per	2.9300	4700.0	72	48764	No
244	GOM_NL__2PRFIN20110627_212308_000000473104_00043_48764_9117.N1	27-JUN-2011 21:23:08	Bright	46.500	73	57Gam1And	2.2600	13100.	93	48764	No
245	GOM_NL__2PRFIN20110627_212542_000000473104_00043_48764_9118.N1	27-JUN-2011 21:25:42	Tw_i_and_stray	46.500	173	4Bet Tri	3.0040	8900.0	93	48764	No
246	GOM_NL__2PRFIN20110627_212947_000000563104_00043_48764_9119.N1	27-JUN-2011 21:29:47	Dark	55.500	50	13Alp Ari	2.0070	4250.0	111	48764	No
247	GOM_NL__2PRFIN20110627_213442_000000433104_00043_48764_9120.N1	27-JUN-2011 21:34:42	Dark	42.500	94	92Alp Cet	2.5260	3100.0	85	48764	No
248	GOM_NL__2PRFIN20110627_215334_000000473104_00044_48765_9125.N1	27-JUN-2011 21:53:34	Dark	47.000	84	Alp Phe	2.3970	4500.0	94	48765	No
249	GOM_NL__2PRFIN20110627_220003_000000523104_00044_48765_9126.N1	27-JUN-2011 22:00:03	Straylight	51.500	63	Bet Gru	2.1500	2800.0	103	48765	No
250	GOM_NL__2PRFIN20110627_220201_000000503104_00044_48765_9127.N1	27-JUN-2011 22:02:01	Straylight	49.500	31	Alp Gru	1.7340	15200.	99	48765	No
251	GOM_NL__2PRFIN20110627_220437_000000413104_00044_48765_9128.N1	27-JUN-2011 22:04:37	Straylight	41.000	45	Alp Pav	1.9400	26000.	82	48765	No
252	GOM_NL__2PRFIN20110627_221332_000000413104_00044_48765_9129.N1	27-JUN-2011 22:13:32	Tw_i_and_stray	41.000	38	20Eps Sgr	1.8360	11000.	82	48765	No
253	GOM_NL__2PRFIN20110627_221454_000000463104_00044_48765_9130.N1	27-JUN-2011 22:14:54	Bright	45.500	116	19Del Sgr	2.7000	4100.0	91	48765	No
254	GOM_NL__2PRFIN20110627_221659_000000473104_00044_48765_9131.N1	27-JUN-2011 22:16:59	Bright	47.000	155	41Pi Sgr	2.9000	6600.0	94	48765	No
255	GOM_NL__2PRFIN20110627_222527_000000383104_00044_48765_9132.N1	27-JUN-2011 22:25:27	Bright	38.000	126	60Bet Oph	2.7700	4250.0	76	48765	No
256	GOM_NL__2PRFIN20110627_222747_000000383104_00044_48765_9133.N1	27-JUN-2011 22:27:47	Bright	37.500	59	55Alp Oph	2.0800	8900.0	75	48765	No
257	GOM_NL__2PRFIN20110627_223649_000000483104_00044_48765_9134.N1	27-JUN-2011 22:36:49	Bright	48.000	5	3Alp Lyr	0.033000	11000.	96	48765	No
258	GOM_NL__2PRFIN20110627_223915_000000363104_00044_48765_9135.N1	27-JUN-2011 22:39:15	Bright	35.500	130	23Bet Dra	2.7990	5800.0	71	48765	No
259	GOM_NL__2PRFIN20110627_224823_000000433104_00044_48765_9136.N1	27-JUN-2011 22:48:23	Bright	42.500	89	5Alp Cep	2.4510	8000.0	85	48765	No
260	GOM_NL__2PRFIN20110627_225537_000000693104_00044_48765_9137.N1	27-JUN-2011 22:55:37	Bright	69.000	74	11Bet Cas	2.2680	6600.0	138	48765	No
261	GOM_NL__2PRFIN20110627_225715_000000473104_00044_48765_9138.N1	27-JUN-2011 22:57:15	Bright	47.000	68	18Alp Cas	2.2250	4500.0	94	48765	No
262	GOM_NL__2PRFIN20110627_230000_000000553104_00044_48765_9139.N1	27-JUN-2011 23:00:00	Bright	55.000	160	23Gam Per	2.9300	4700.0	110	48765	No
263	GOM_NL__2PRFIN20110627_230322_000000453104_00044_48765_9140.N1	27-JUN-2011 23:03:22	Bright	45.000	73	57Gam1And	2.2600	13100.	90	48765	No
264	GOM_NL__2PRFIN20110627_230555_000000493104_00044_48765_9141.N1	27-JUN-2011 23:05:55	Tw_i_and_stray	48.500	173	4Bet Tri	3.0040	8900.0	97	48765	No
265	GOM_NL__2PRFIN20110627_231001_000000543104_00044_48765_9142.N1	27-JUN-2011 23:10:01	Dark	54.000	50	13Alp Ari	2.0070	4250.0	108	48765	No
266	GOM_NL__2PRFIN20110627_231457_000000383104_00044_48765_9143.N1	27-JUN-2011 23:14:57	Dark	38.000	94	92Alp Cet	2.5260	3100.0	76	48765	No
267	GOM_NL__2PRFIN20110627_233349_000000503104_00045_48766_9134.N1	27-JUN-2011 23:33:49	Dark	50.000	84	Alp Phe	2.3970	4500.0	100	48766	No
268	GOM_NL__2PRFIN20110627_234018_000000523104_00045_48766_9135.N1	27-JUN-2011 23:40:18	Straylight	52.000	63	Bet Gru	2.1500	2800.0	104	48766	No
269	GOM_NL__2PRFIN20110627_234216_000000493104_00045_48766_9136.N1	27-JUN-2011 23:42:16	Straylight	48.500	31	Alp Gru	1.7340	15200.	97	48766	No
270	GOM_NL__2PRFIN20110627_234452_000000423104_00045_48766_9137.N1	27-JUN-2011 23:44:52	Straylight	42.000	45	Alp Pav	1.9400	26000.	84	48766	No
271	GOM_NL__2PRFIN20110627_235346_000000473104_00045_48766_9138.N1	27-JUN-2011 23:53:46	Tw_i_and_stray	46.500	38	20Eps Sgr	1.8360	11000.	93	48766	No
272	GOM_NL__2PRFIN20110627_235508_000000413104_00045_48766_9139.N1	27-JUN-2011 23:55:08	Bright	41.000	116	19Del Sgr	2.7000	4100.0	82	48766	No
273	GOM_NL__2PRFIN20110627_235714_000000473104_00045_48766_9140.N1	27-JUN-2011 23:57:14	Bright	46.500	155	41Pi Sgr	2.9000	6600.0	93	48766	No

3. Quality information per product

In this section it is plotted some information contained in the Quality Summary data set of

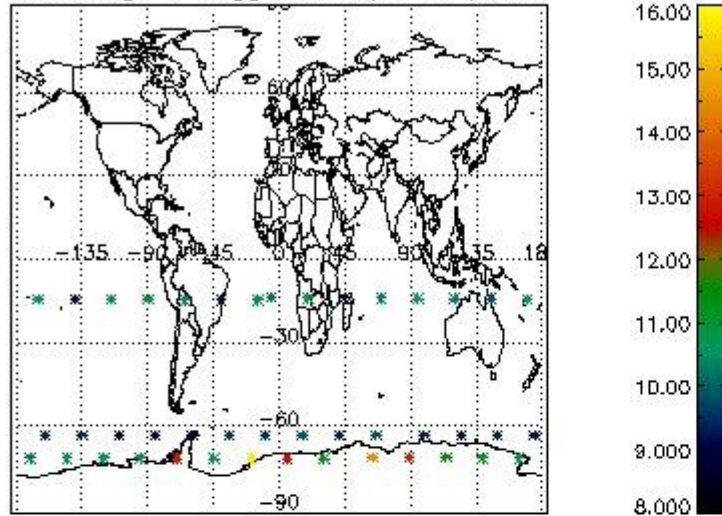
the level 2 products. Only products in dark limb conditions and without errors (error flag in the MPH set to "0") are used.

3.1 Plot quality information per product (time dependant)

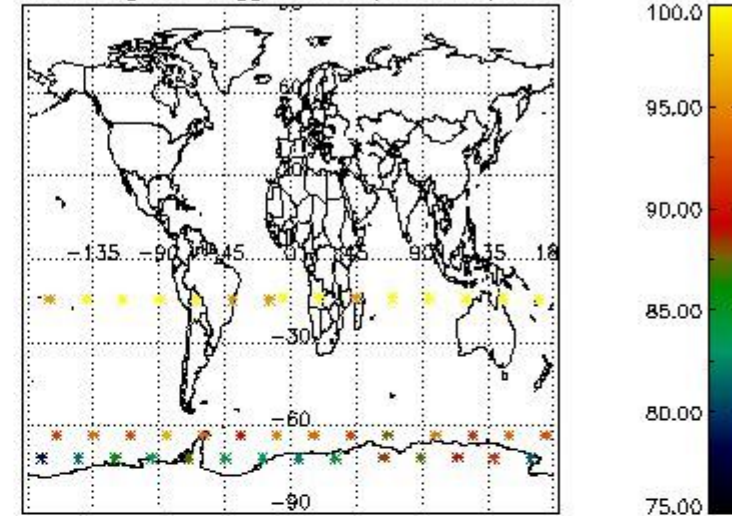


3.2 Plot quality information per product (world map)

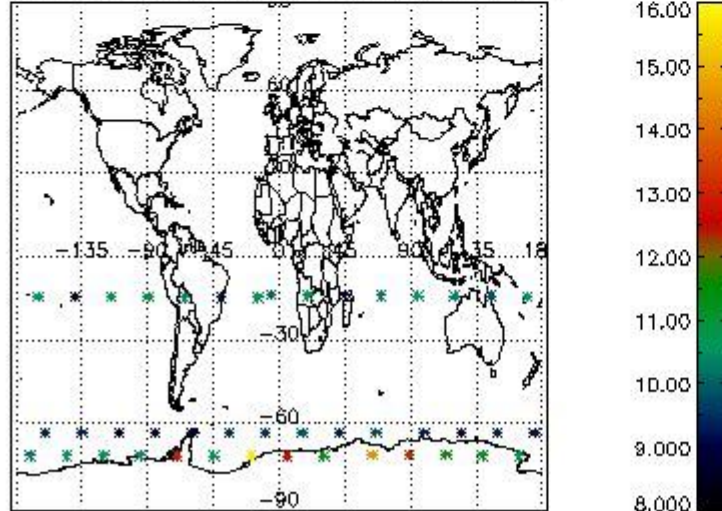
Percentage of flagged data per O3 profile



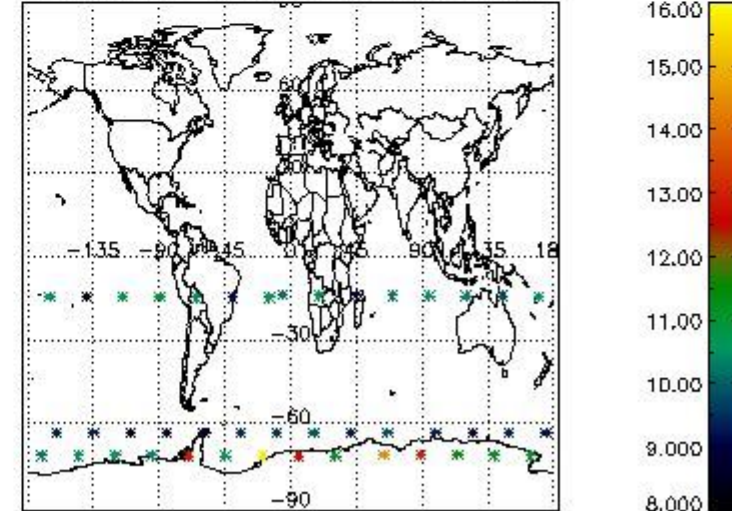
Percentage of flagged data per H2O profile



Percentage of flagged data per NO2 profile



Percentage of flagged data per NO3 profile

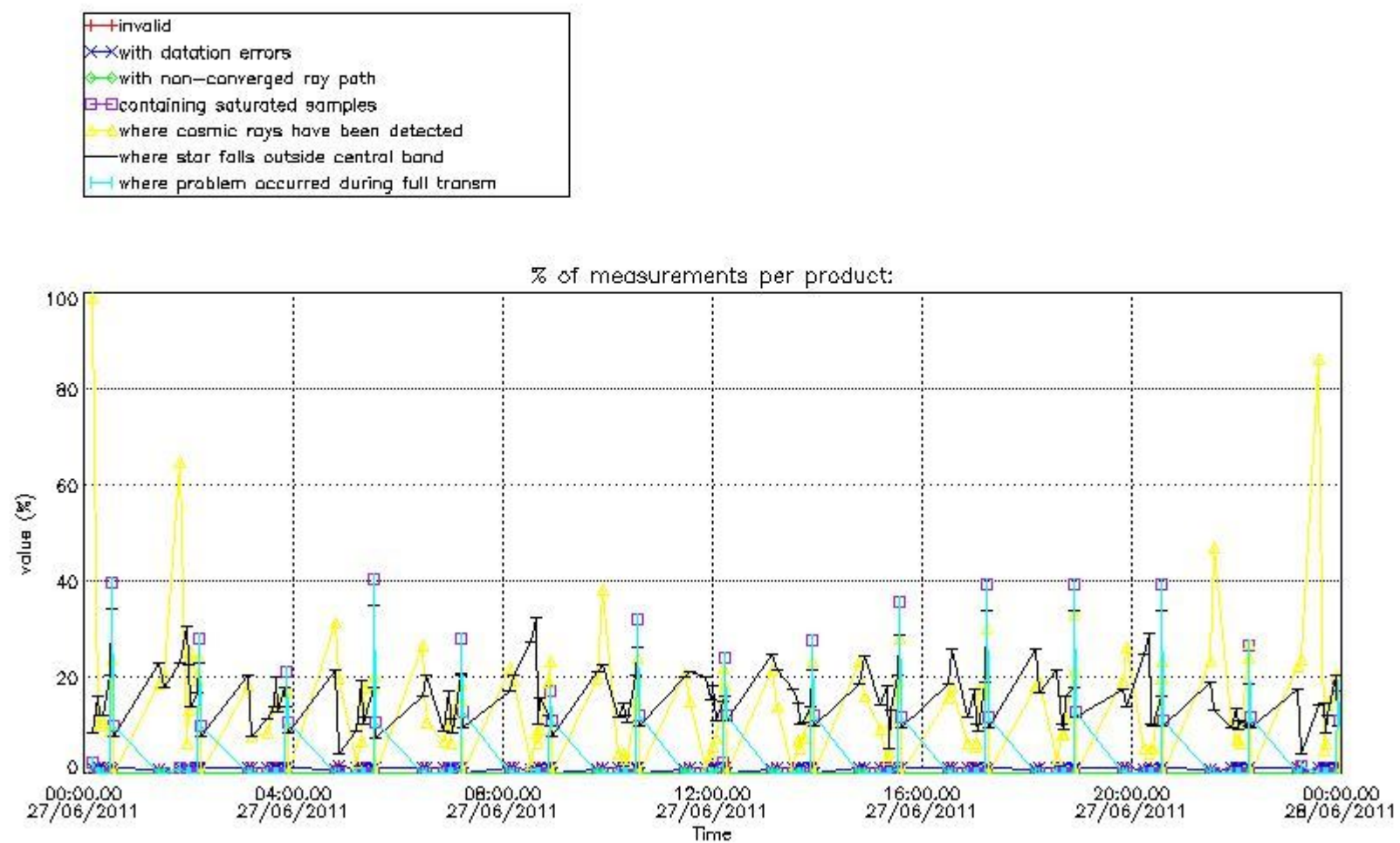


4. Level 1 quality information per product

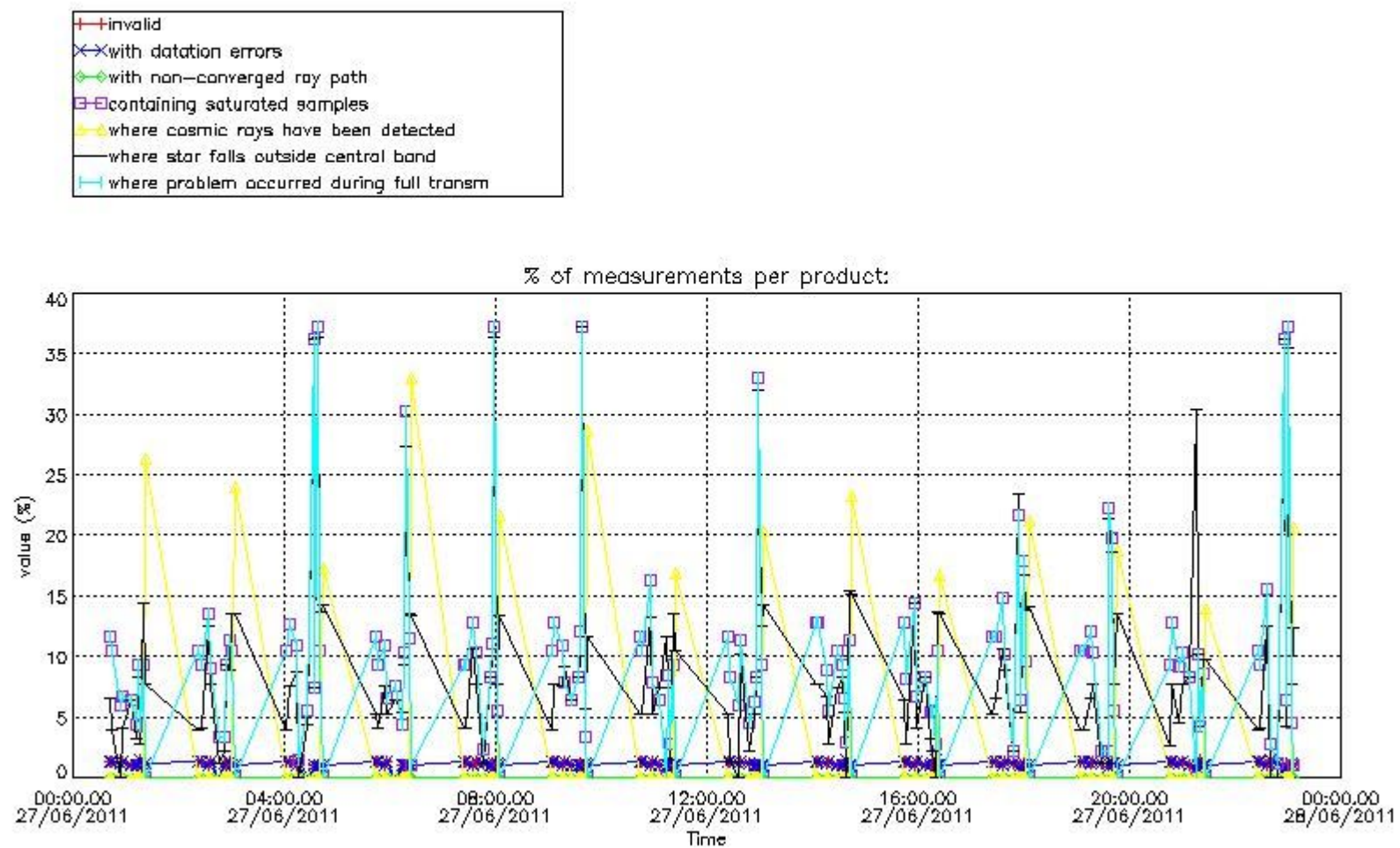
In this section it is plotted some information contained in the Quality Summary data set of the level 2 products that comes from the level 1b processing. Products without errors (error flag in the MPH set to "0") are used.

4.1 Plot quality information per product (time dependant) coming from level 1b processing

4.1.1 Plot level 1 quality information per product (time dependant): ENVISAT ASCENDING passes

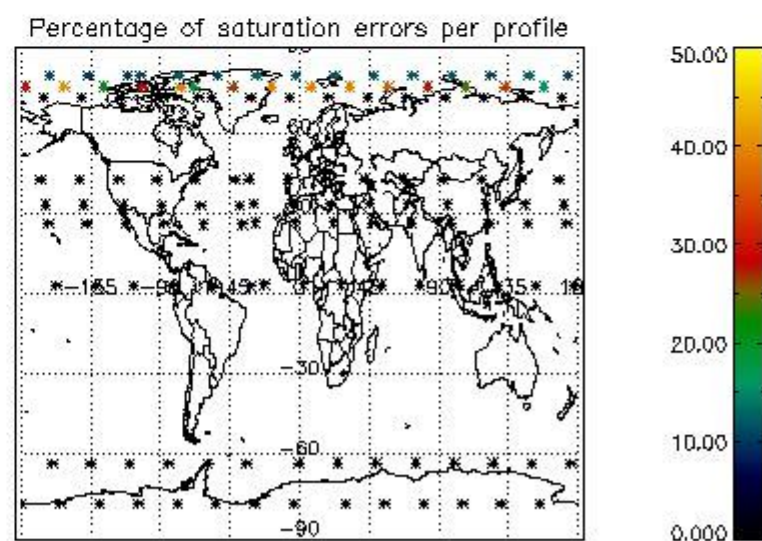
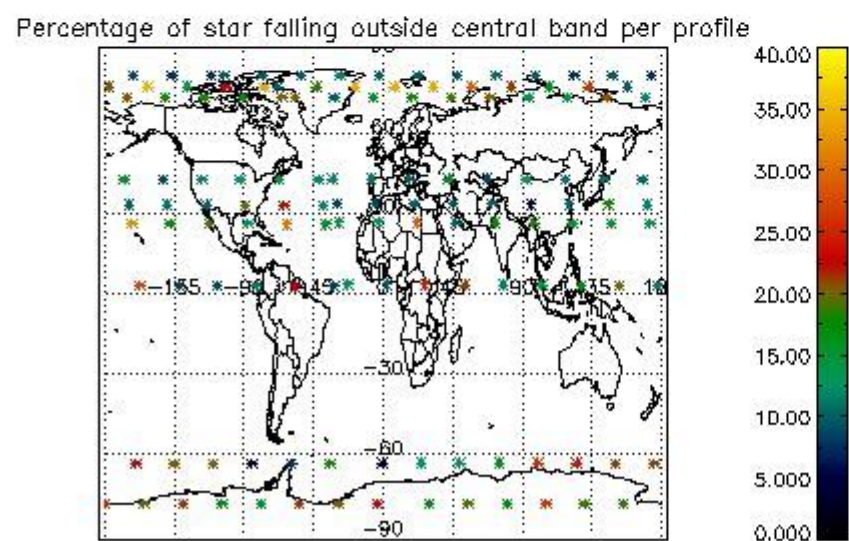
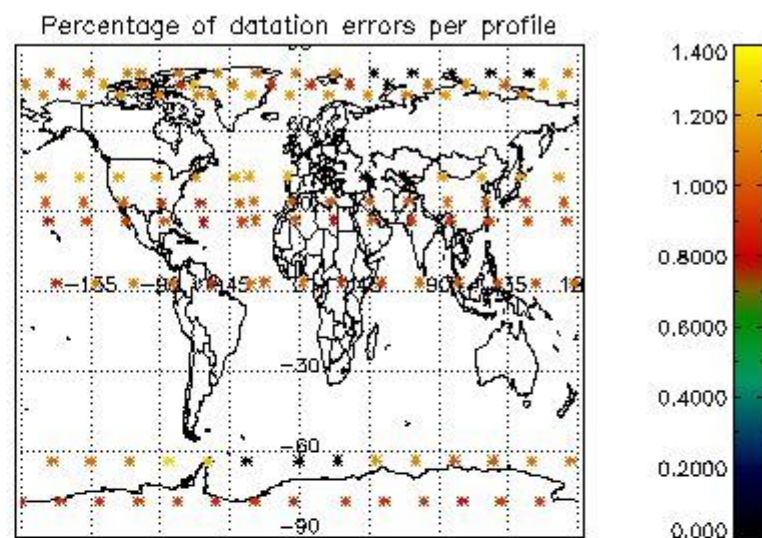
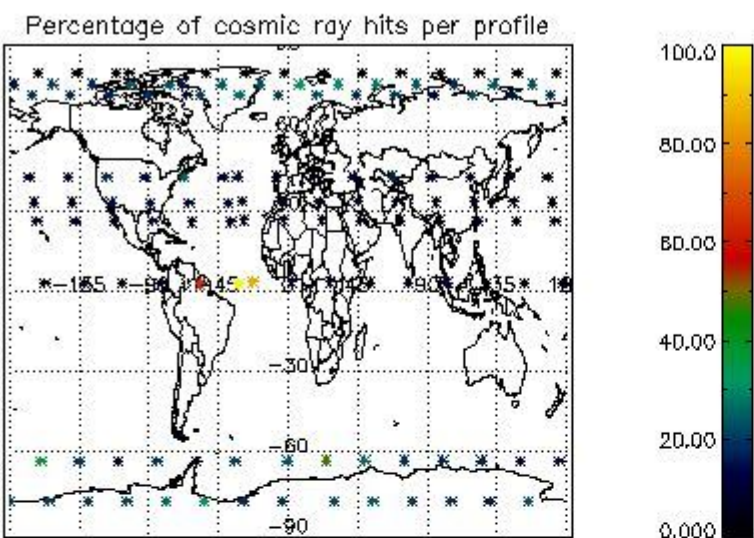


4.1.2 Plot level 1 quality information per product (time dependant): ENVISAT DESCENDING passes

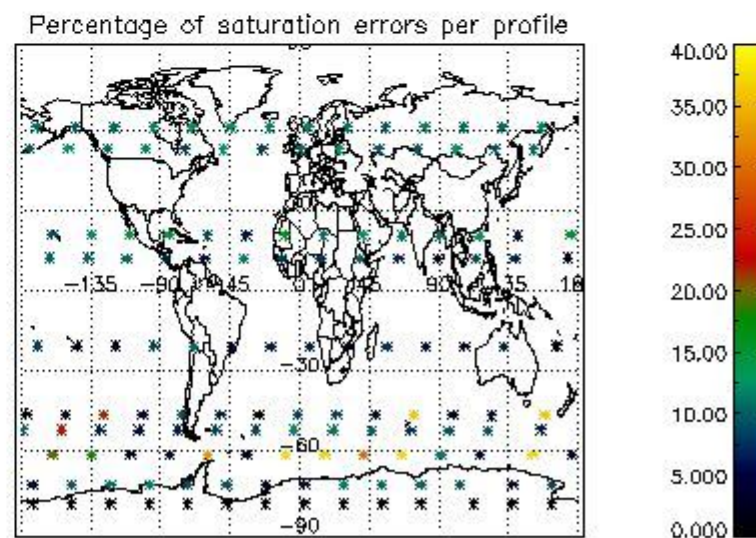
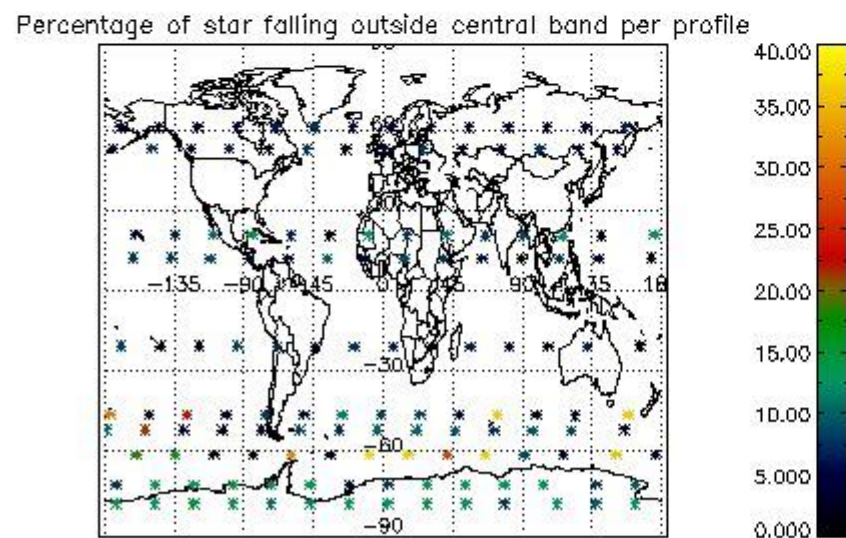
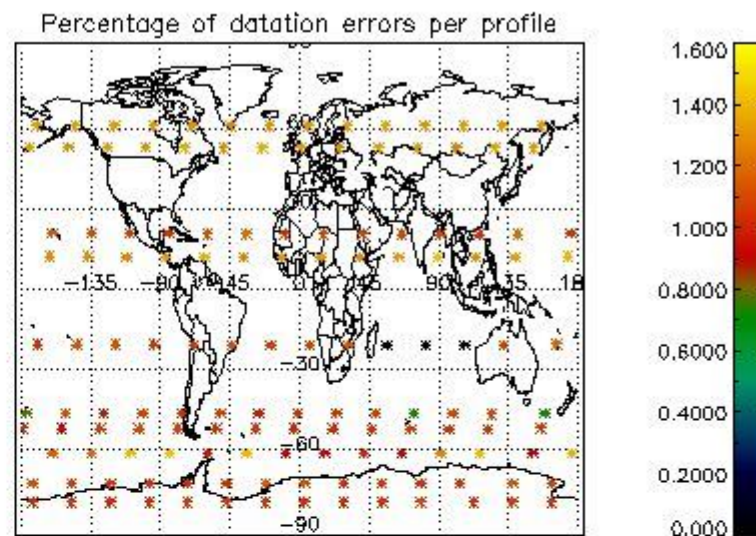
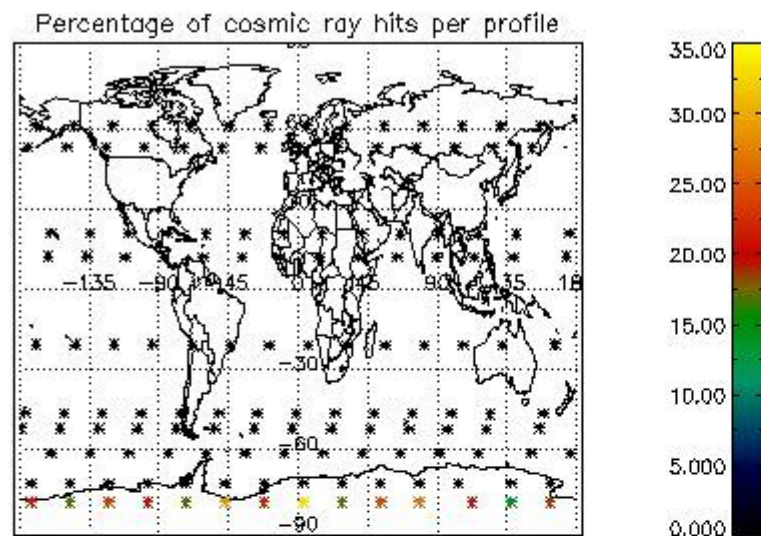


4.2 Plot quality information per product coming from level 1b processing (world map)

4.2.1 Plot level 1 quality information per product (world map): ENVISAT ASCENDING passes



4.2.2 Plot level 1 quality information per product (world map): ENVISAT DESCENDING passes



5. Trace gas profiles

5.1 Ozone statistics based on quality of products

The final quality of the products can be "measured" using the STD (Standard Deviation) attached to every point profile. This information is written to the parameter GOM_NL__2P/NL_LOCAL_SPECIES_DENSITY/o3_std of the level 2 products. The table below shows the statistics for given STD ranges.

The statistics are given with respect to the overall valid production:

- Products without fatal errors: GOM_NL__2P/MPH/PRODUCT_ERR=0
- Valid point profile: GOM_NL__2P/NL_LOCAL_SPECIES_DENSITY/pcd(0)=0

The 'Criteria' is applied to valid points of dark limb products:

- Products in dark limb illumination condition: GOM_NL__2P/NL_SUMMARY_QUALITY/obs_ill_cond=0
- Products without fatal errors: GOM_NL__2P/MPH/PRODUCT_ERR=0
- Valid point profile: GOM_NL__2P/NL_LOCAL_SPECIES_DENSITY/pcd(0)=0

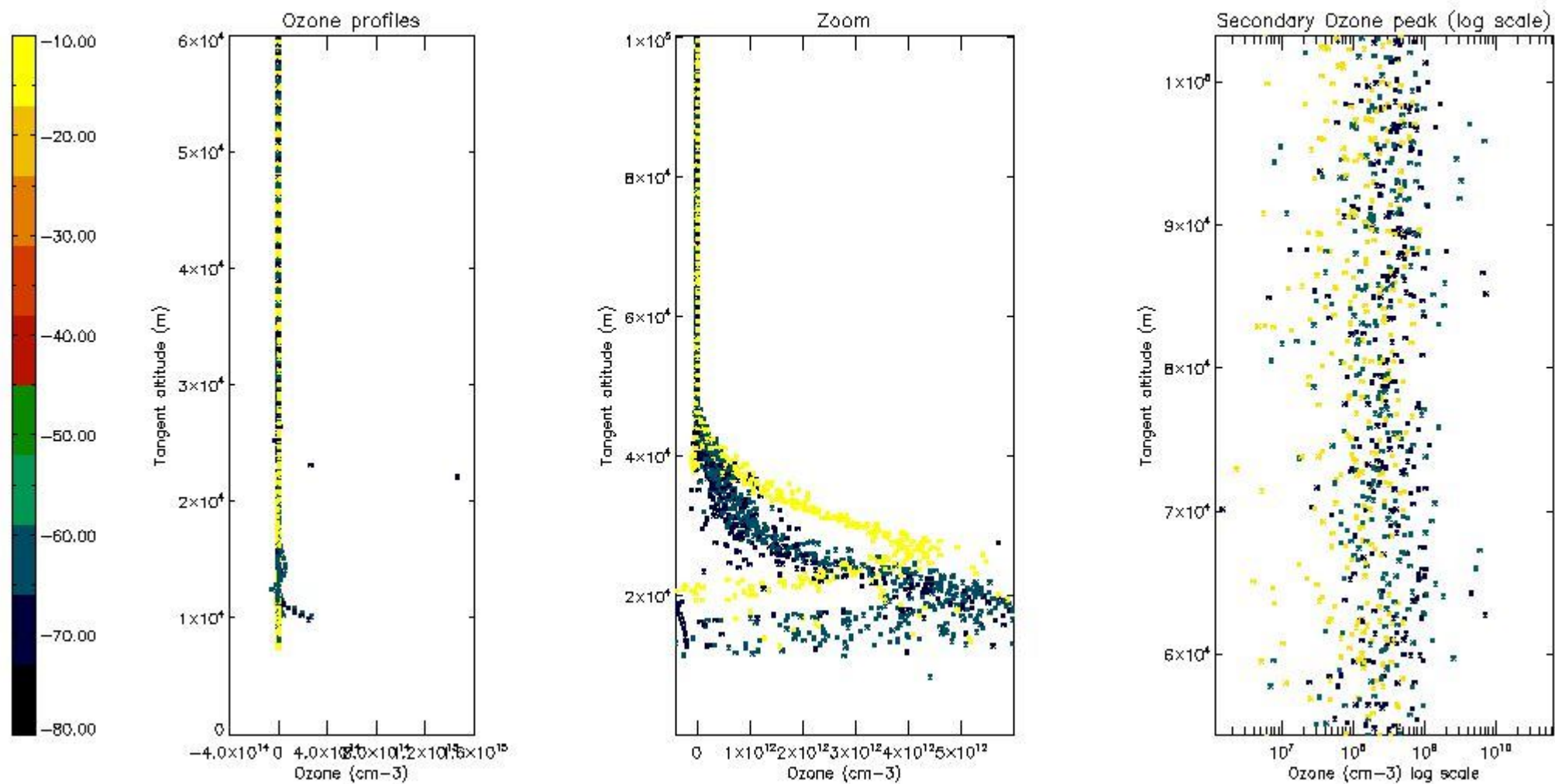
So, the table below shows the percentage of dark limb and valid observations for each criteria with respect to the overall valid daily observations.

Criteria	% of total production
All STD	18
STD < 20	4

STD < 10	2
STD < 5	0

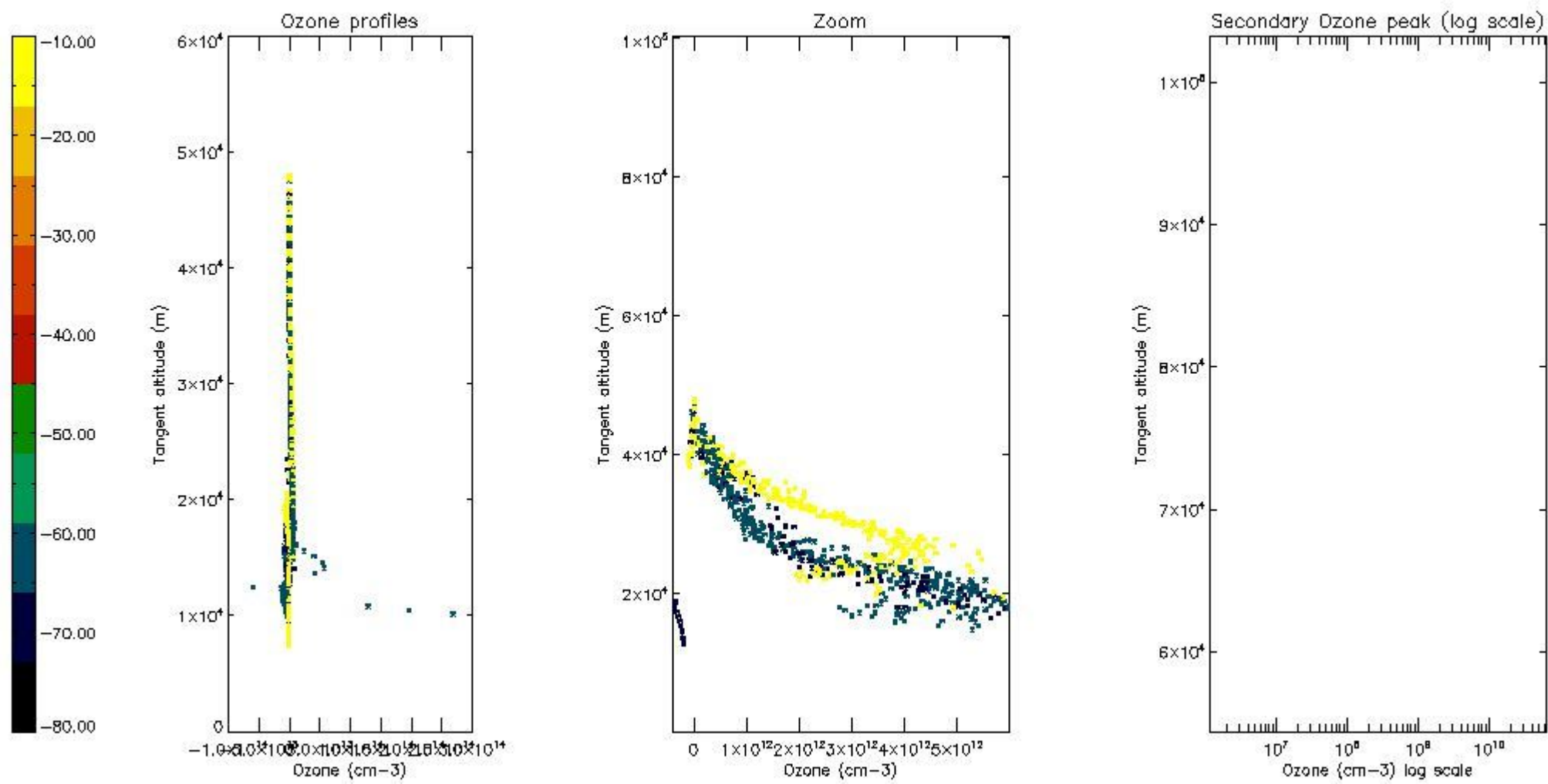
5.2 Plot ozone profiles for all STD (dark without errors)

The colorbar represents the latitude.



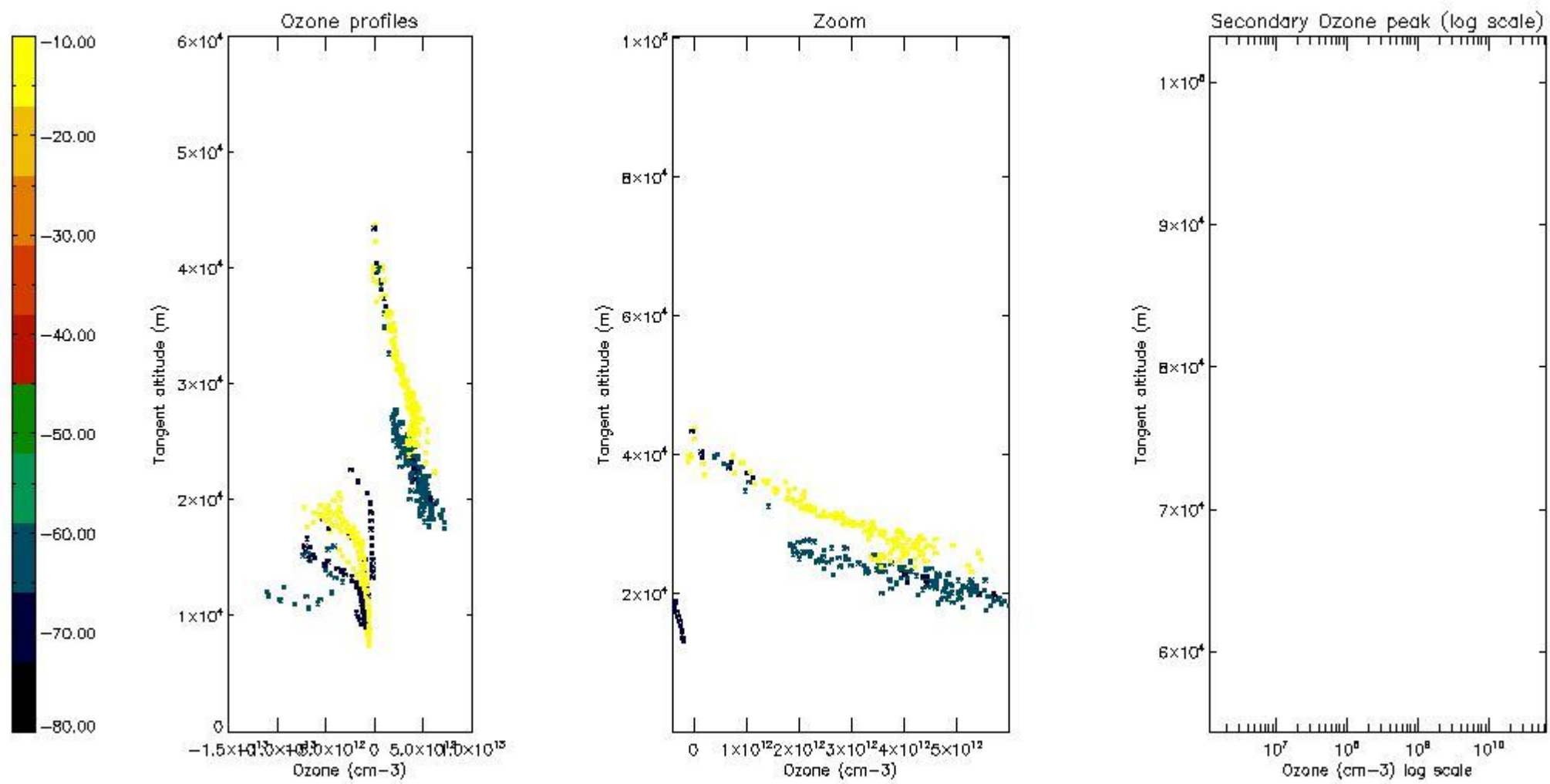
5.3 Plot ozone profiles where STD < 20% (dark without errors)

The colorbar represents the latitude.



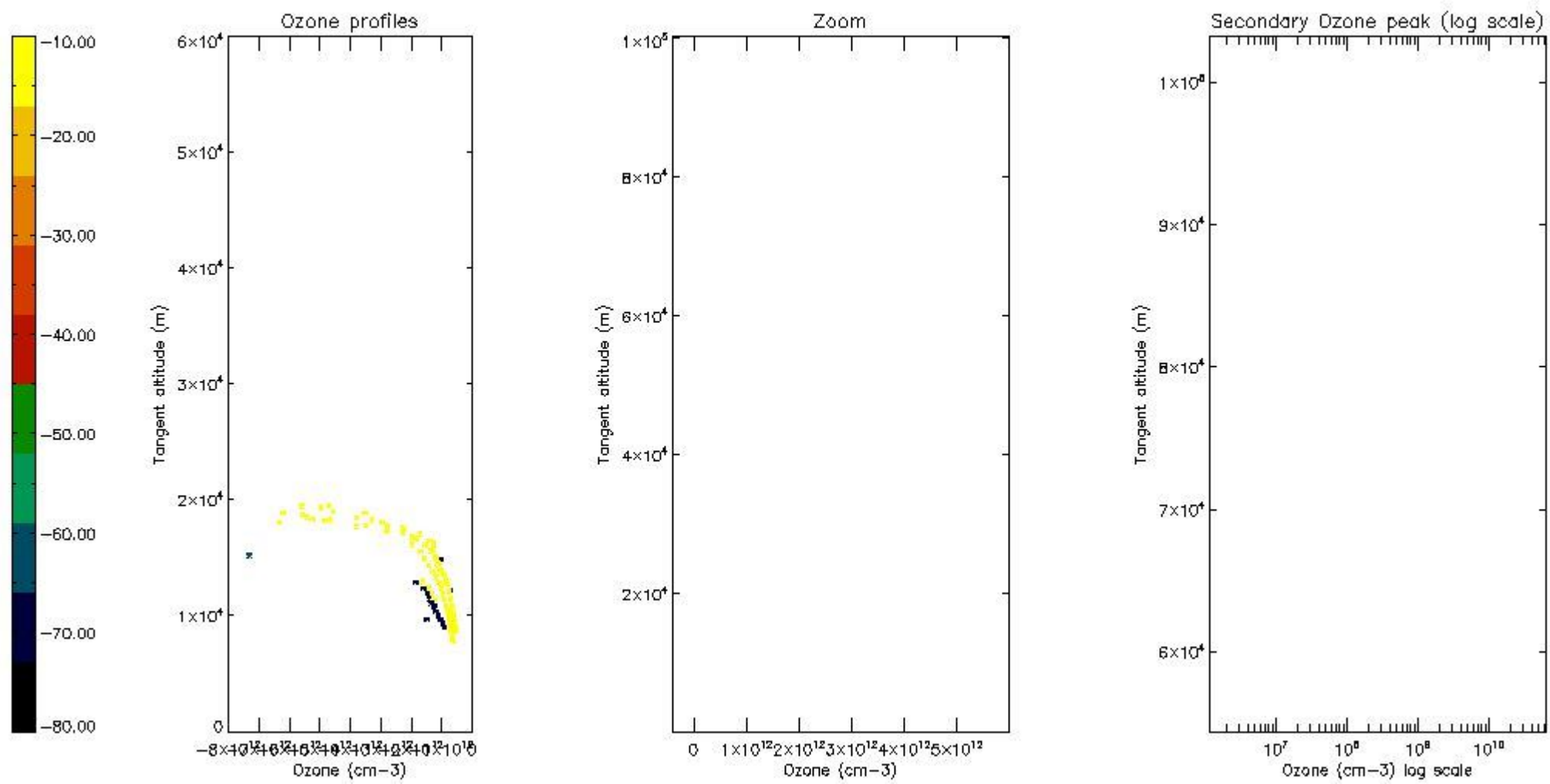
5.4 Plot ozone profiles where $STD < 10\%$ (dark without errors)

The colorbar represents the latitude.



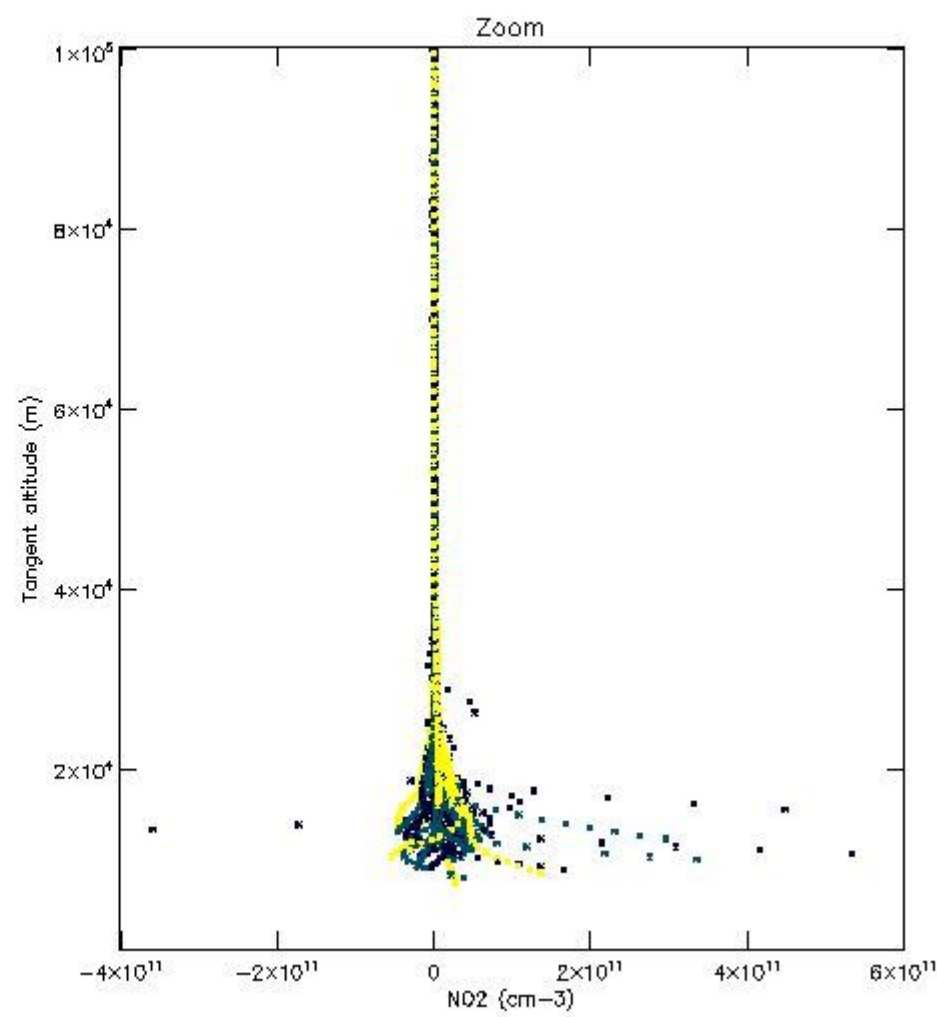
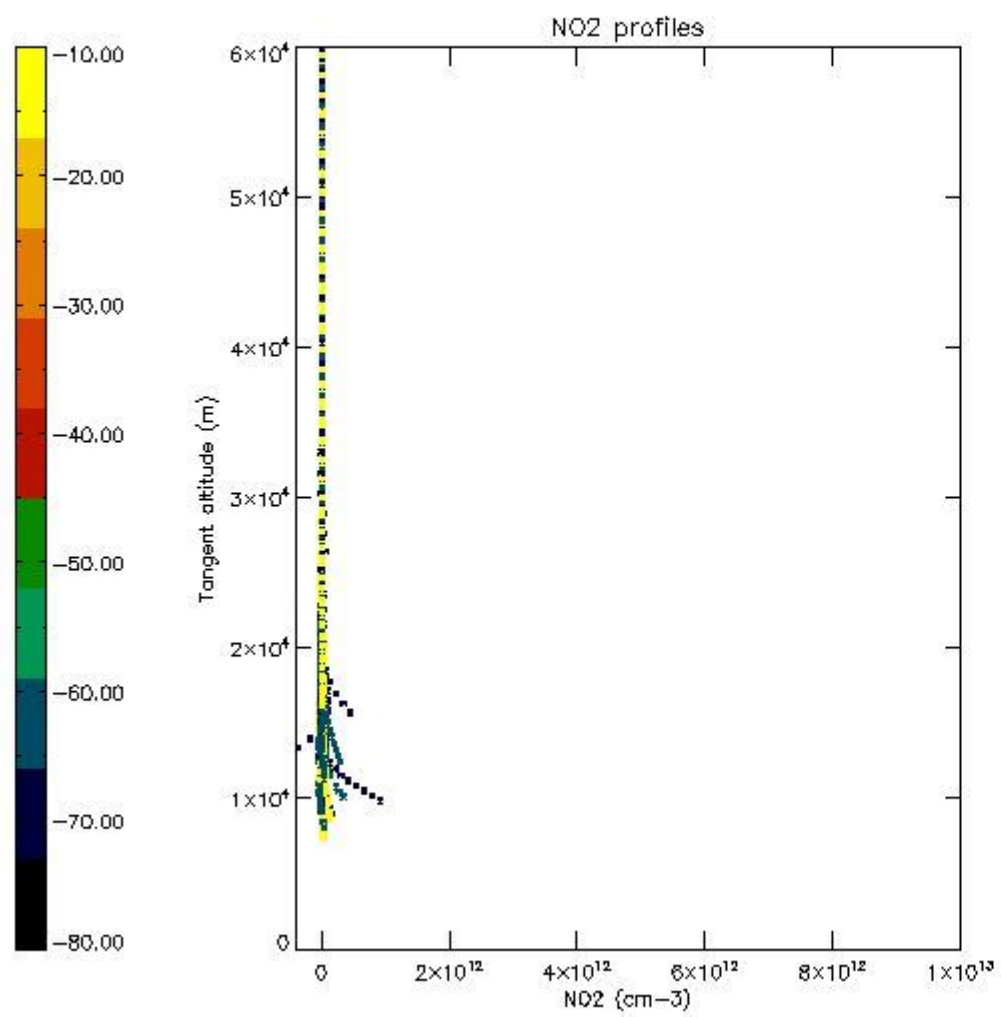
5.5 Plot ozone profiles where $STD < 5\%$ (dark without errors)

The colorbar represents the latitude.



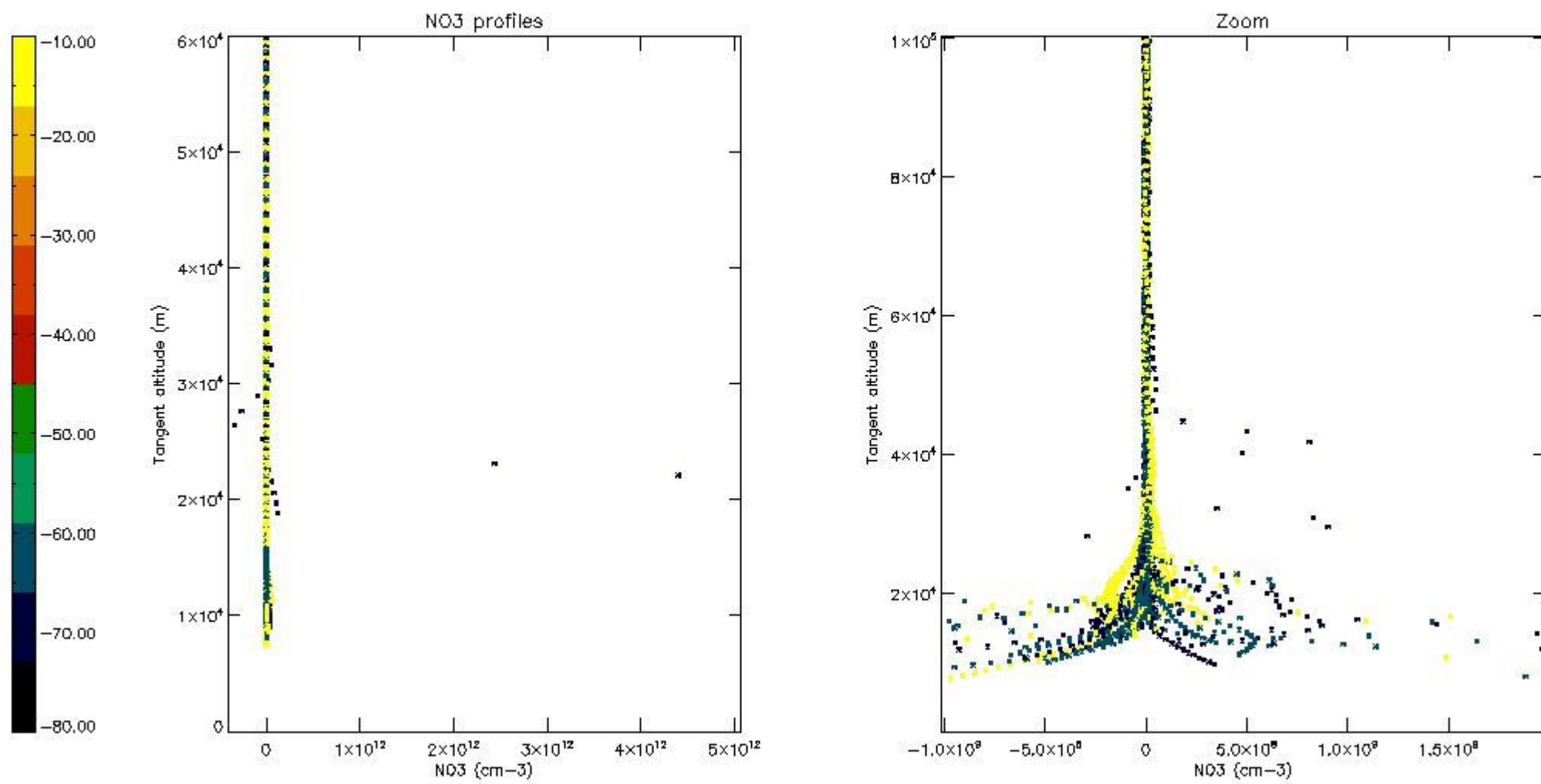
5.6 Plot NO₂ profiles for all STD (dark without errors)

The colorbar represents the latitude.



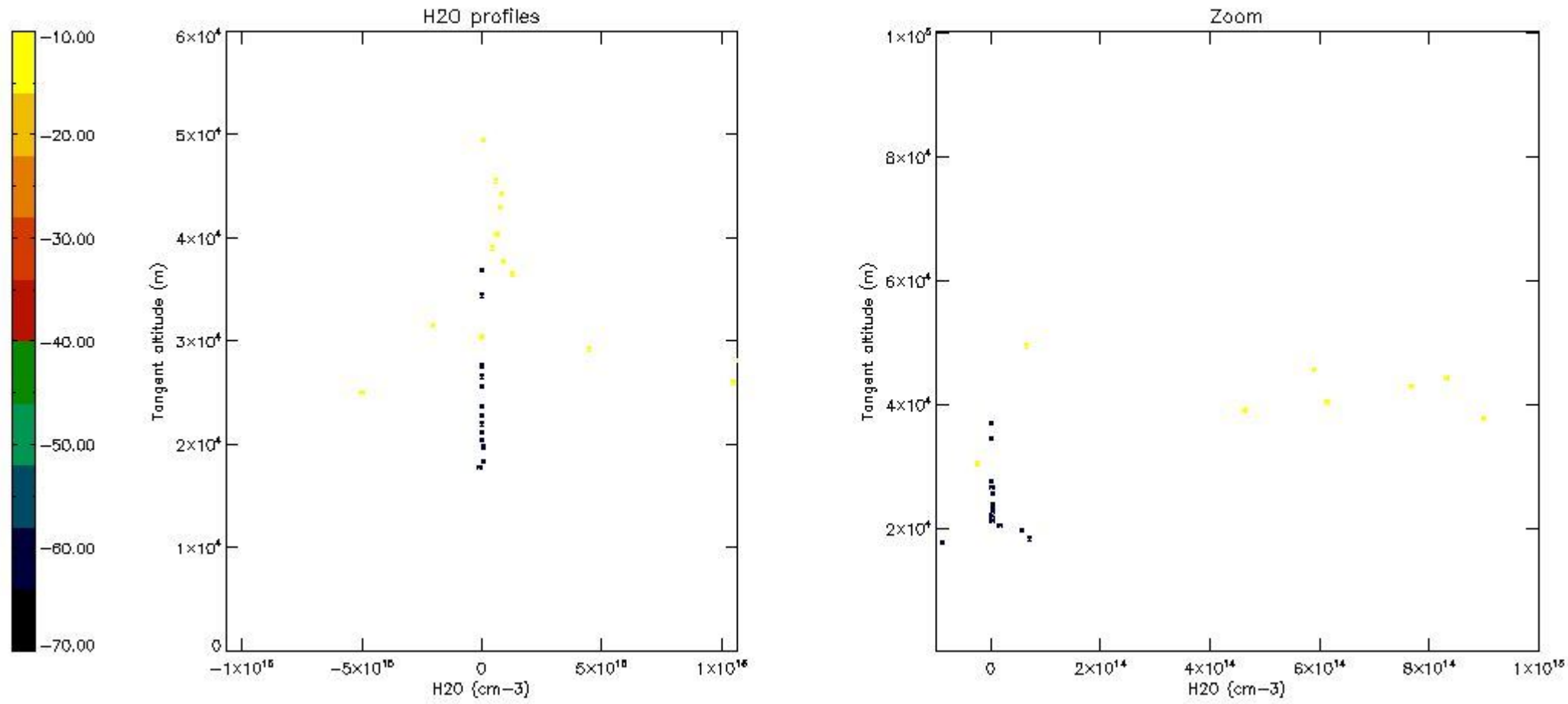
5.7 Plot NO3 profiles for all STD (dark without errors)

The colorbar represents the latitude.



5.8 Plot H₂O profiles for all STD (only for occultations of stars 1,2,3,4,13,14,16,26,63 dark without errors)

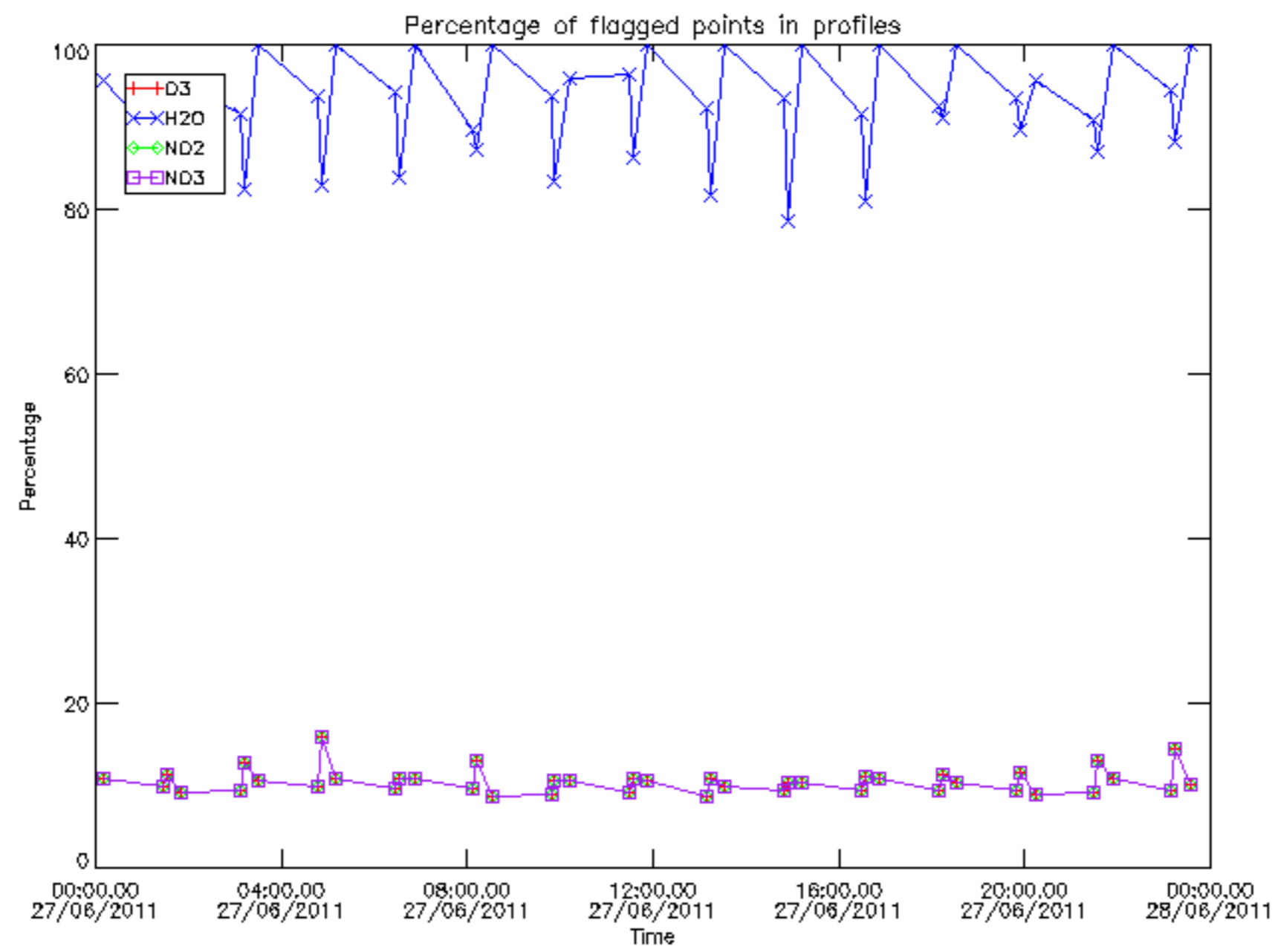
The colorbar represents the latitude.



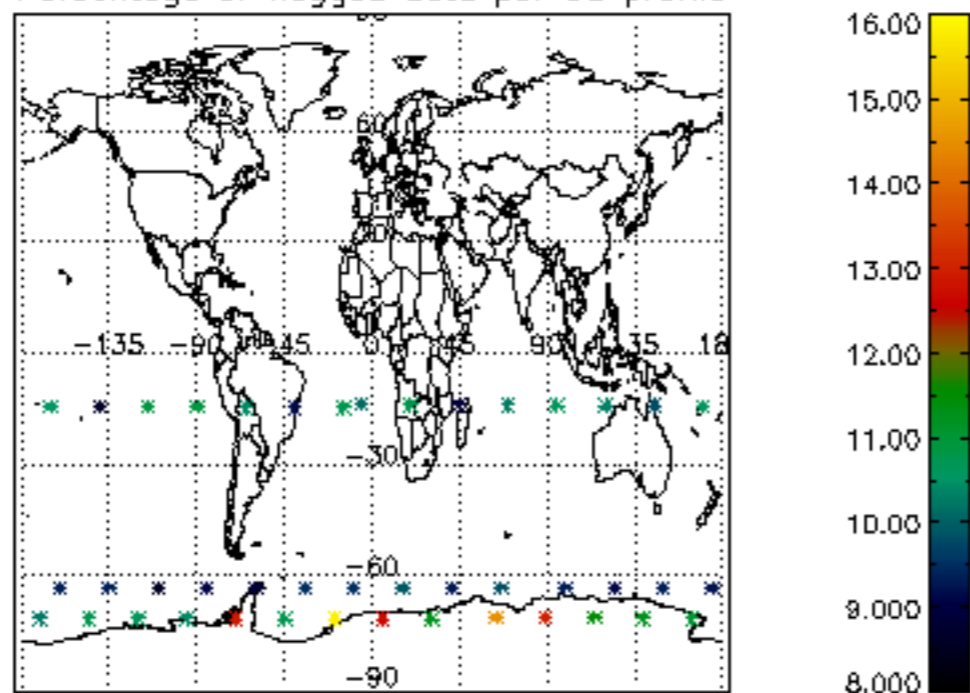
6. Auxiliary Data Files used for the production reported in section 2

The number reported in the third column indicates since which file (see list in section 2) the corresponding auxiliary file has been used. The fourth column is the date of those product files.

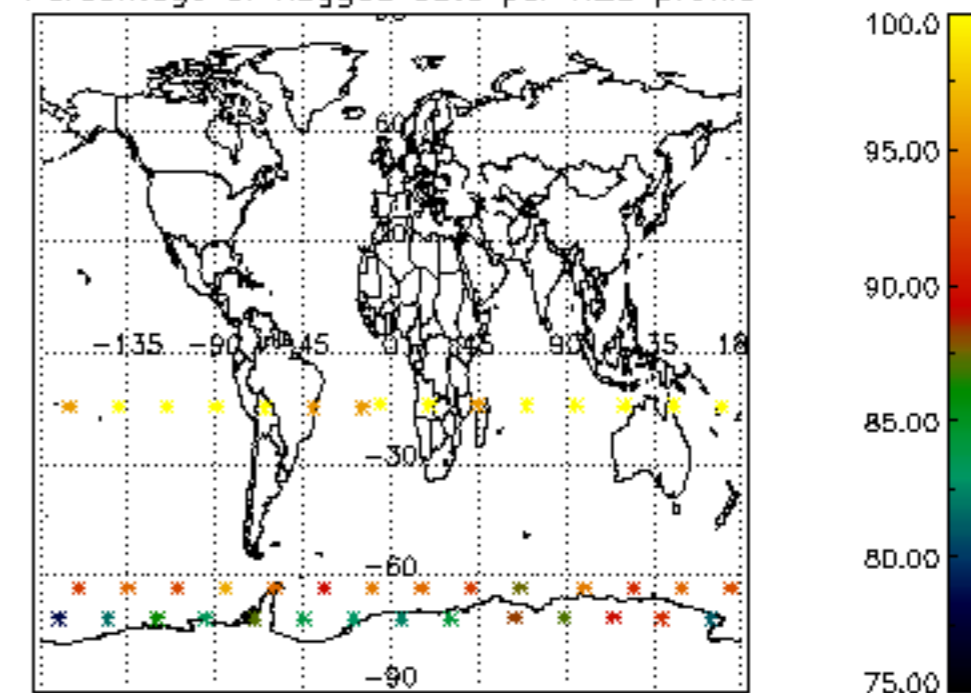
Type	Auxiliary Filename	Used since product	Used since product date
INST_PHYS_CHARACTERISTICS	GOM_INS_AXVIEC20091111_143220_20030716_120000_20500101_000000	1	27-JUN-2011 00:10:19
LEVEL-2_PROC_CONFIG	GOM_PR2_AXVIEC20091111_152718_20020301_000000_20500101_000000	1	27-JUN-2011 00:10:19
CROSS_SECTIONS_FILE	GOM_CRS_AXVIEC20091111_154832_20020301_000000_20500101_000000	1	27-JUN-2011 00:10:19



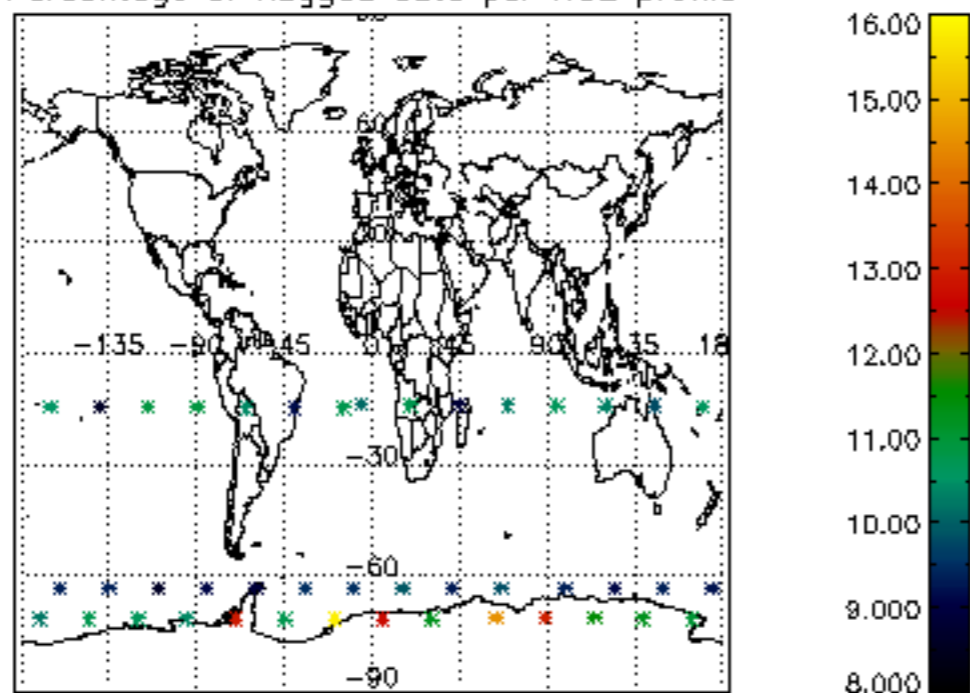
Percentage of flagged data per D3 profile



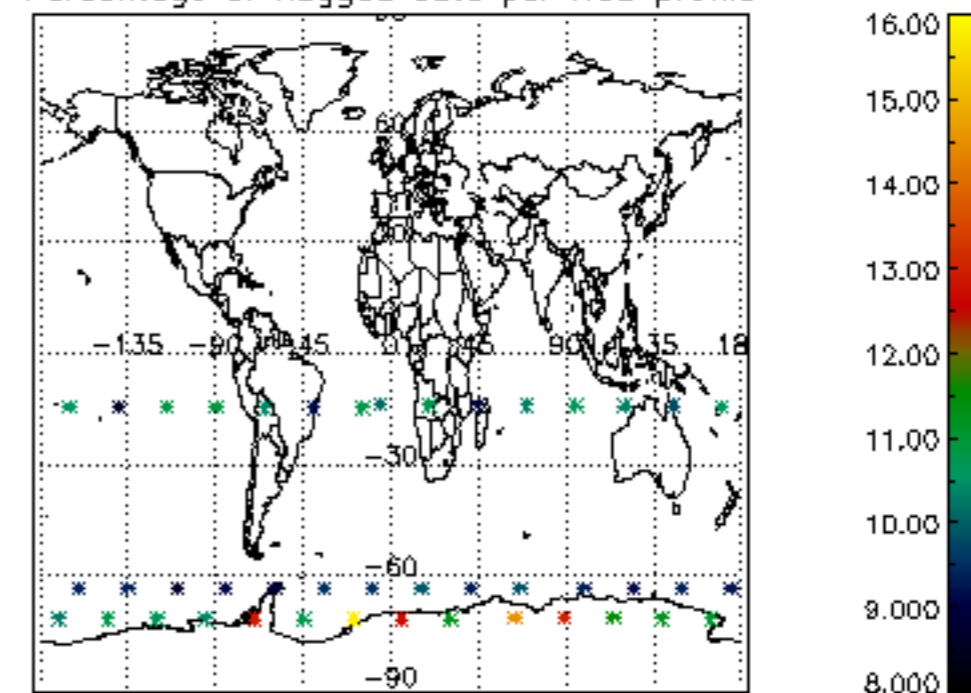
Percentage of flagged data per H2O profile

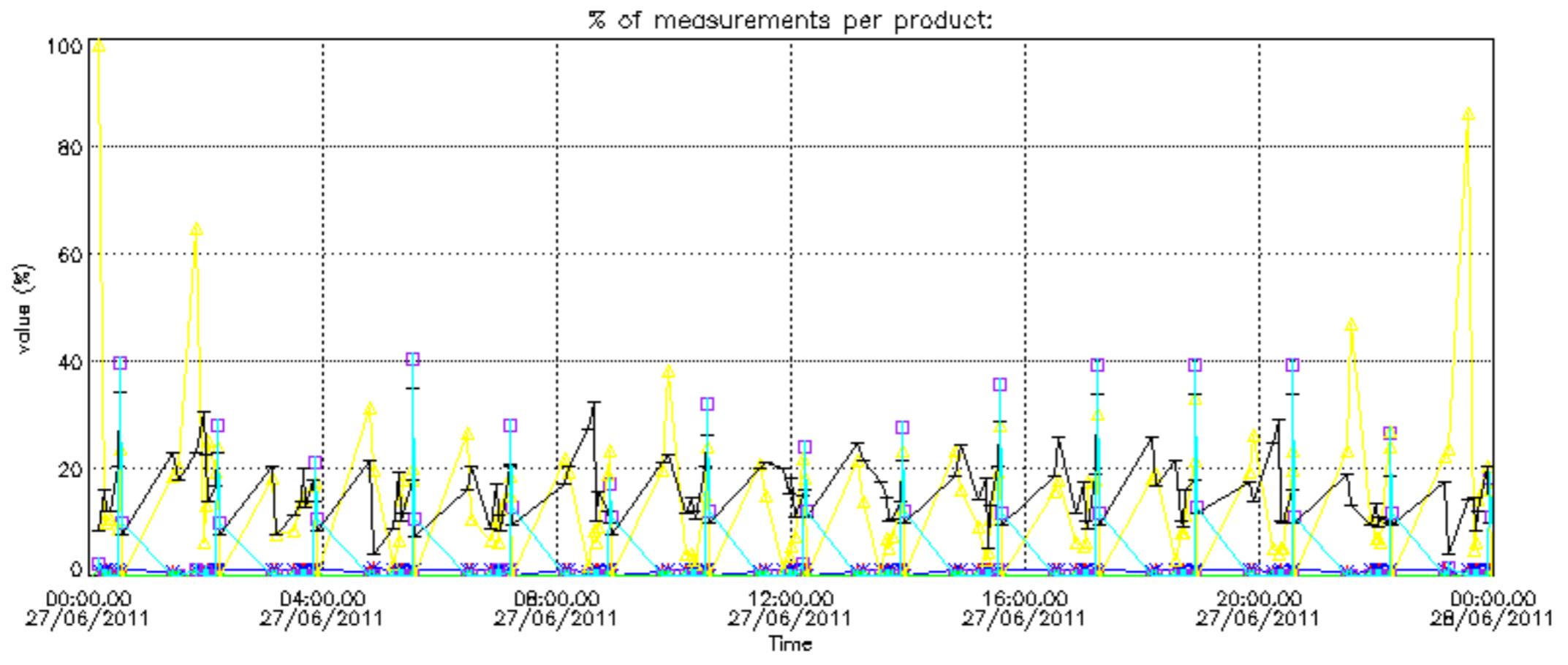
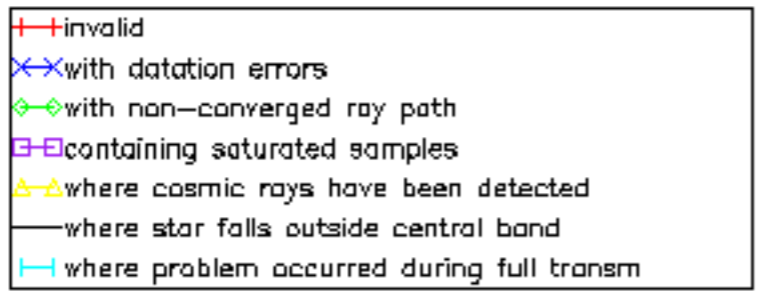


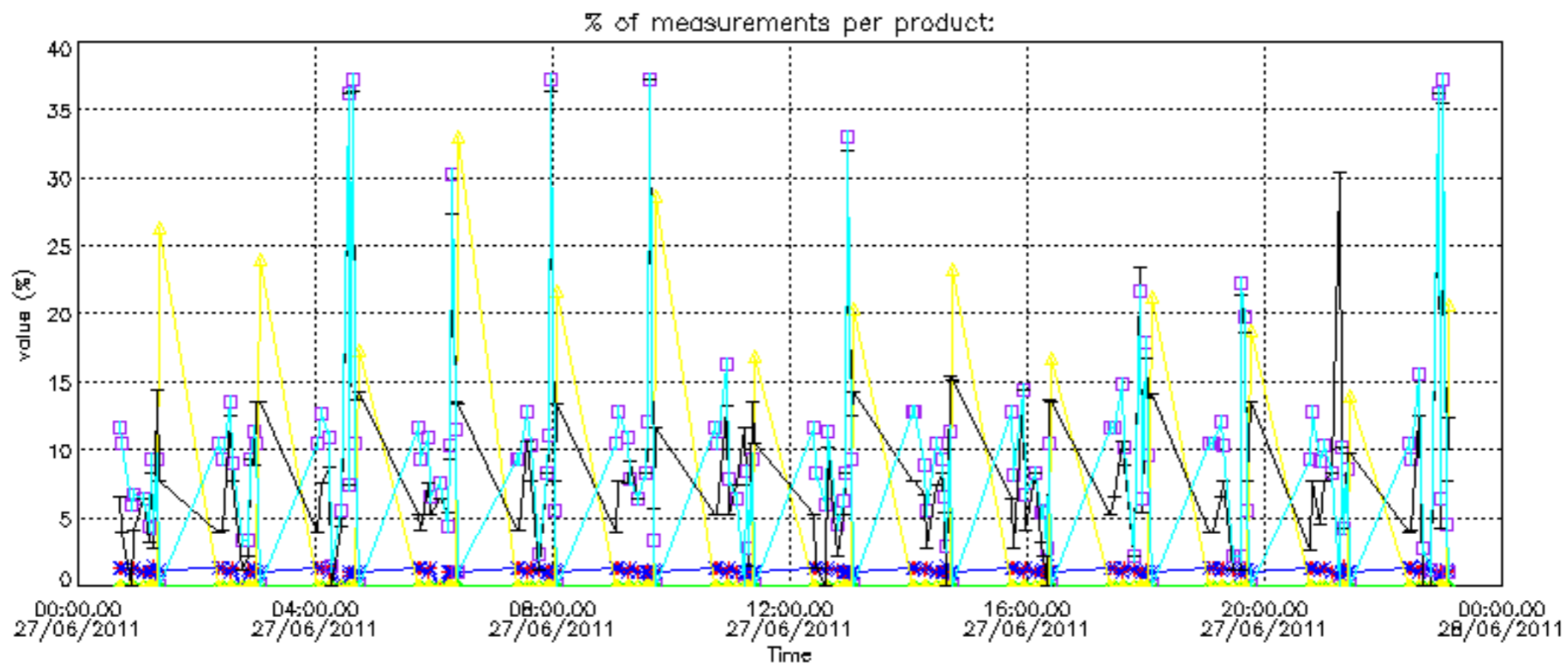
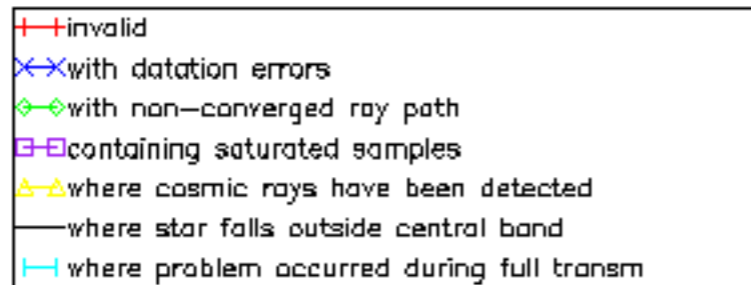
Percentage of flagged data per NO2 profile



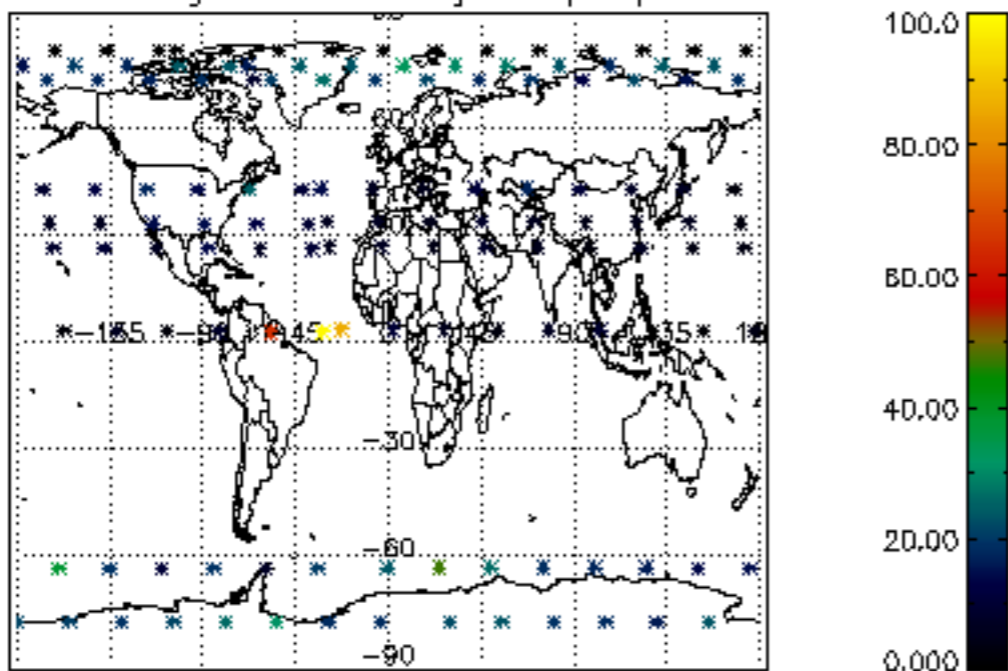
Percentage of flagged data per NO3 profile



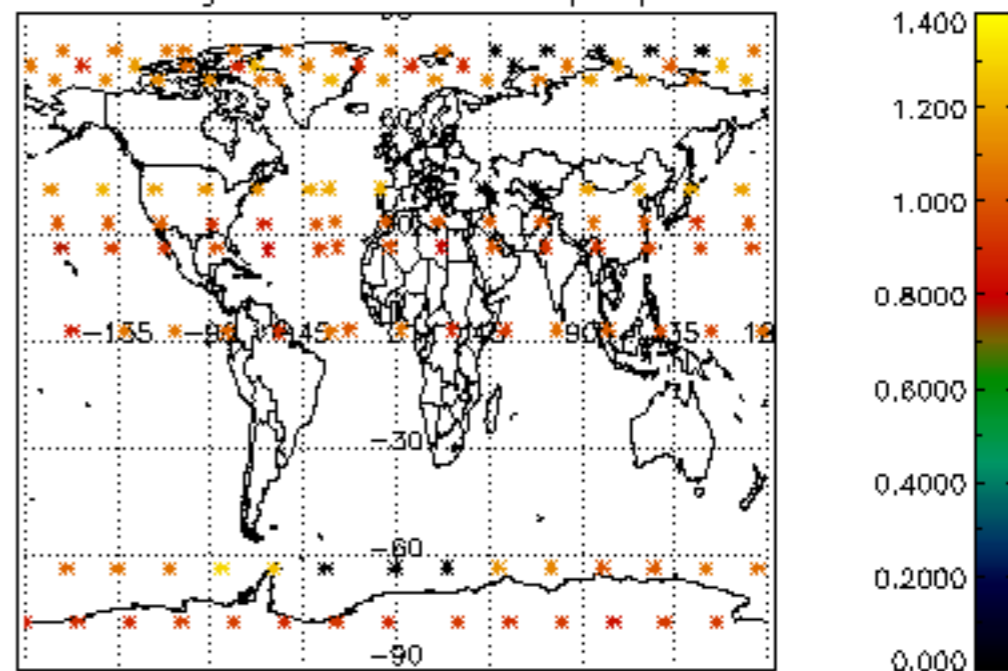




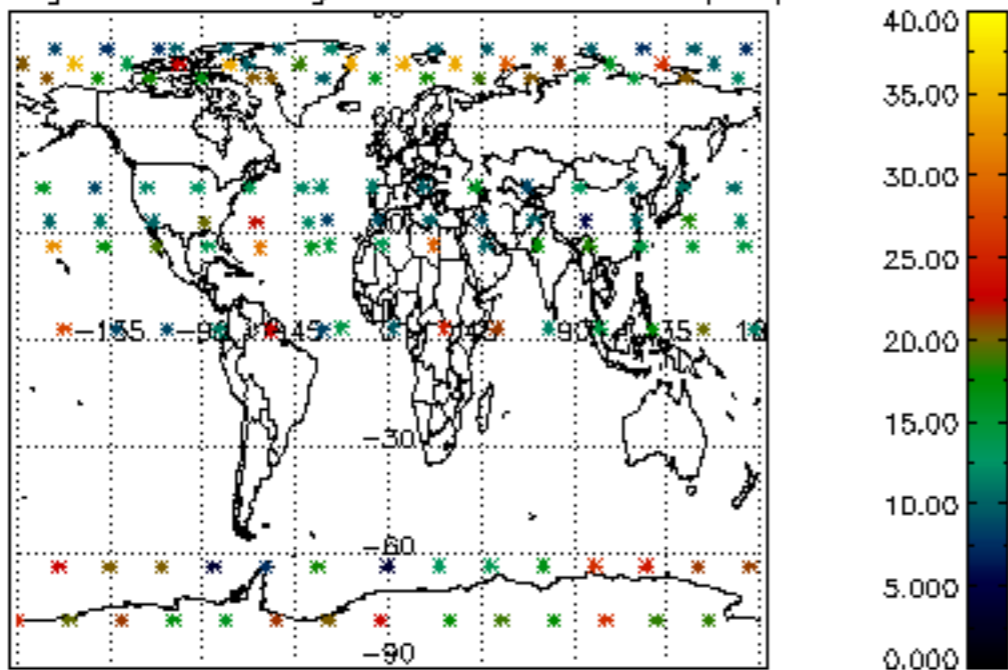
Percentage of cosmic ray hits per profile



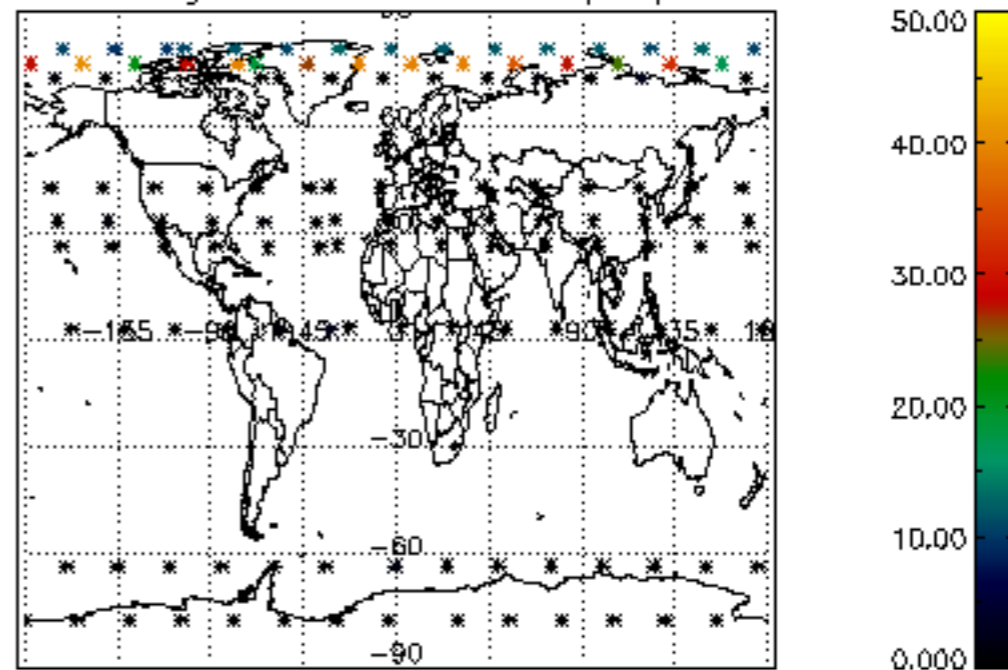
Percentage of datation errors per profile



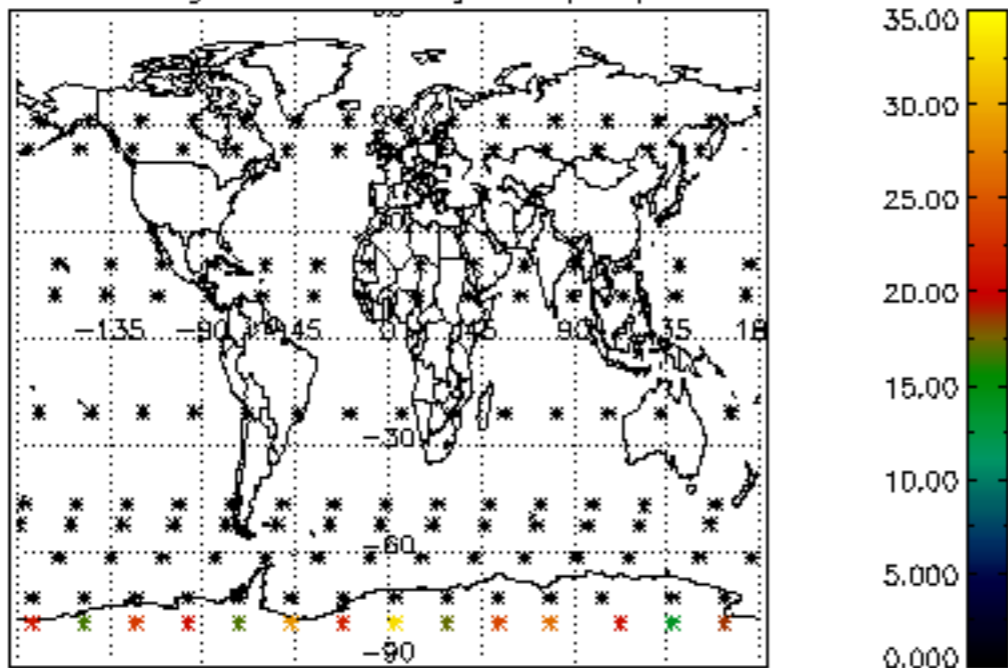
Percentage of star falling outside central band per profile



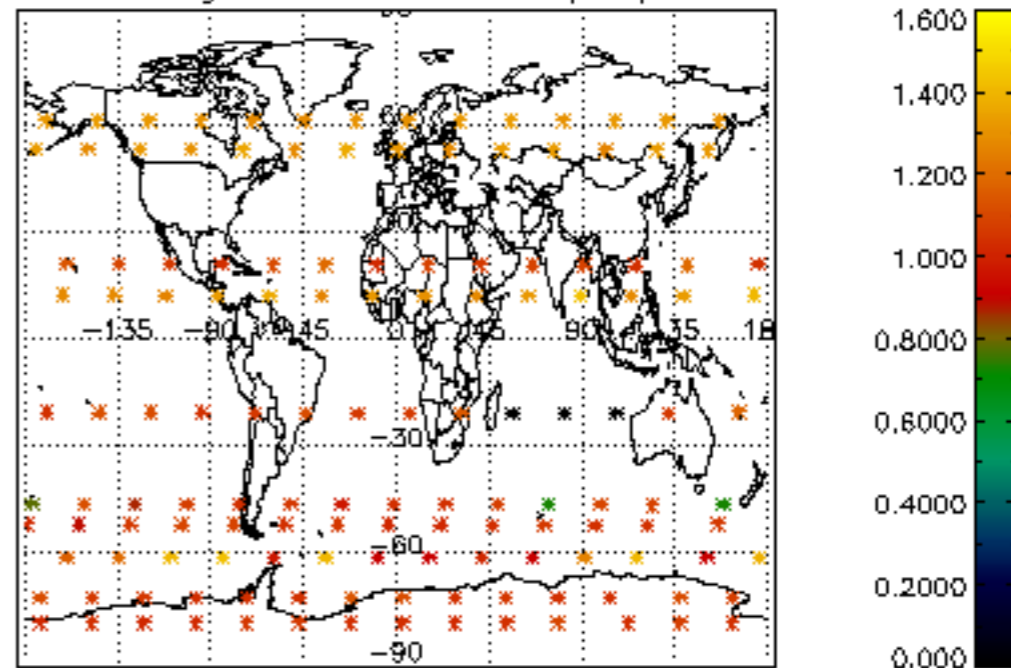
Percentage of saturation errors per profile



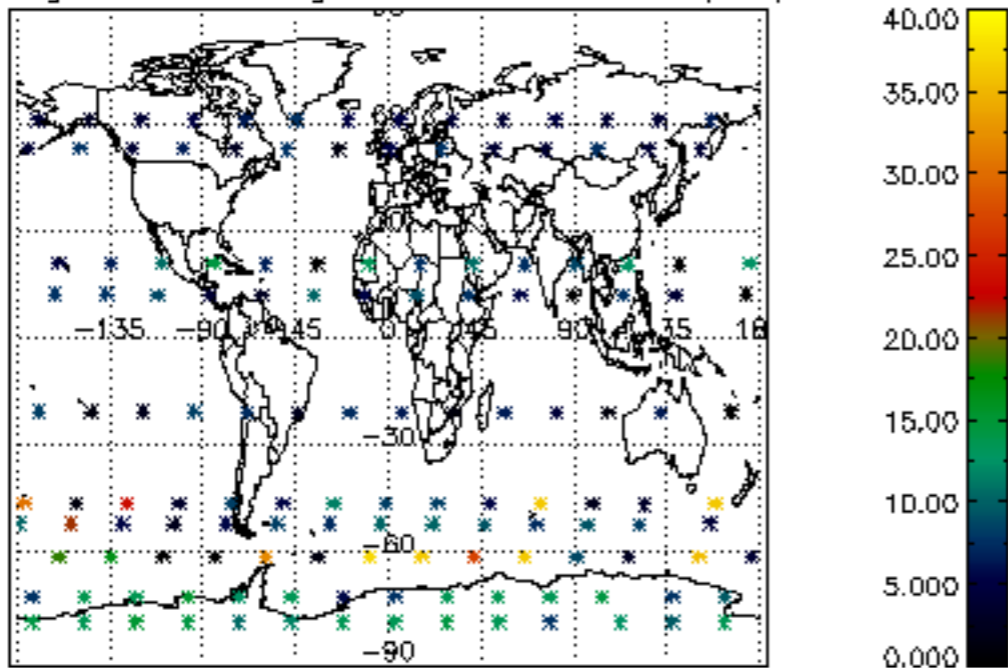
Percentage of cosmic ray hits per profile



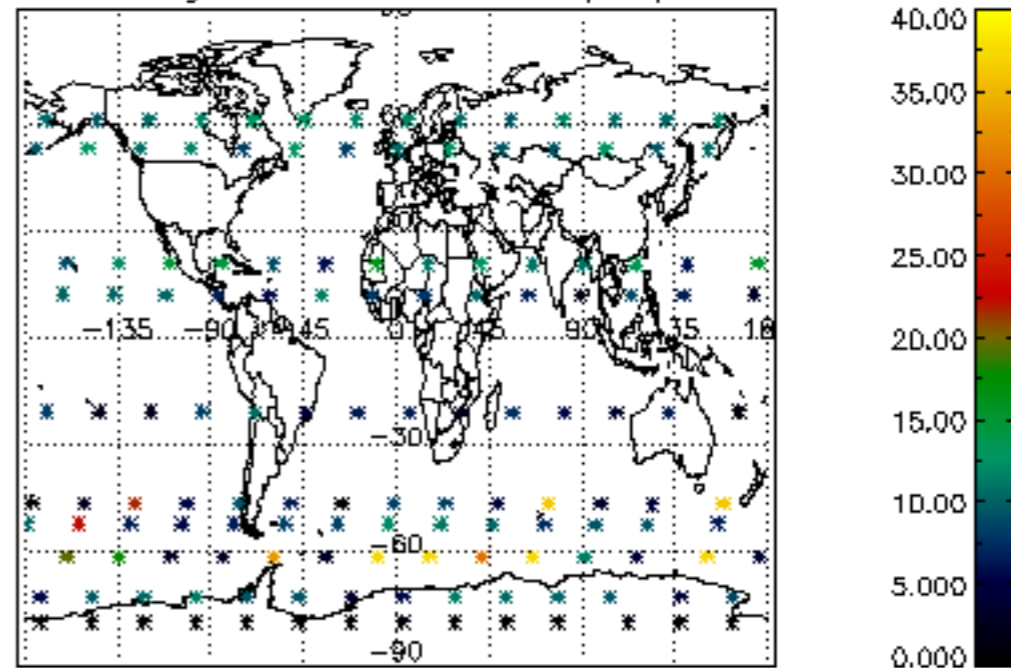
Percentage of datation errors per profile

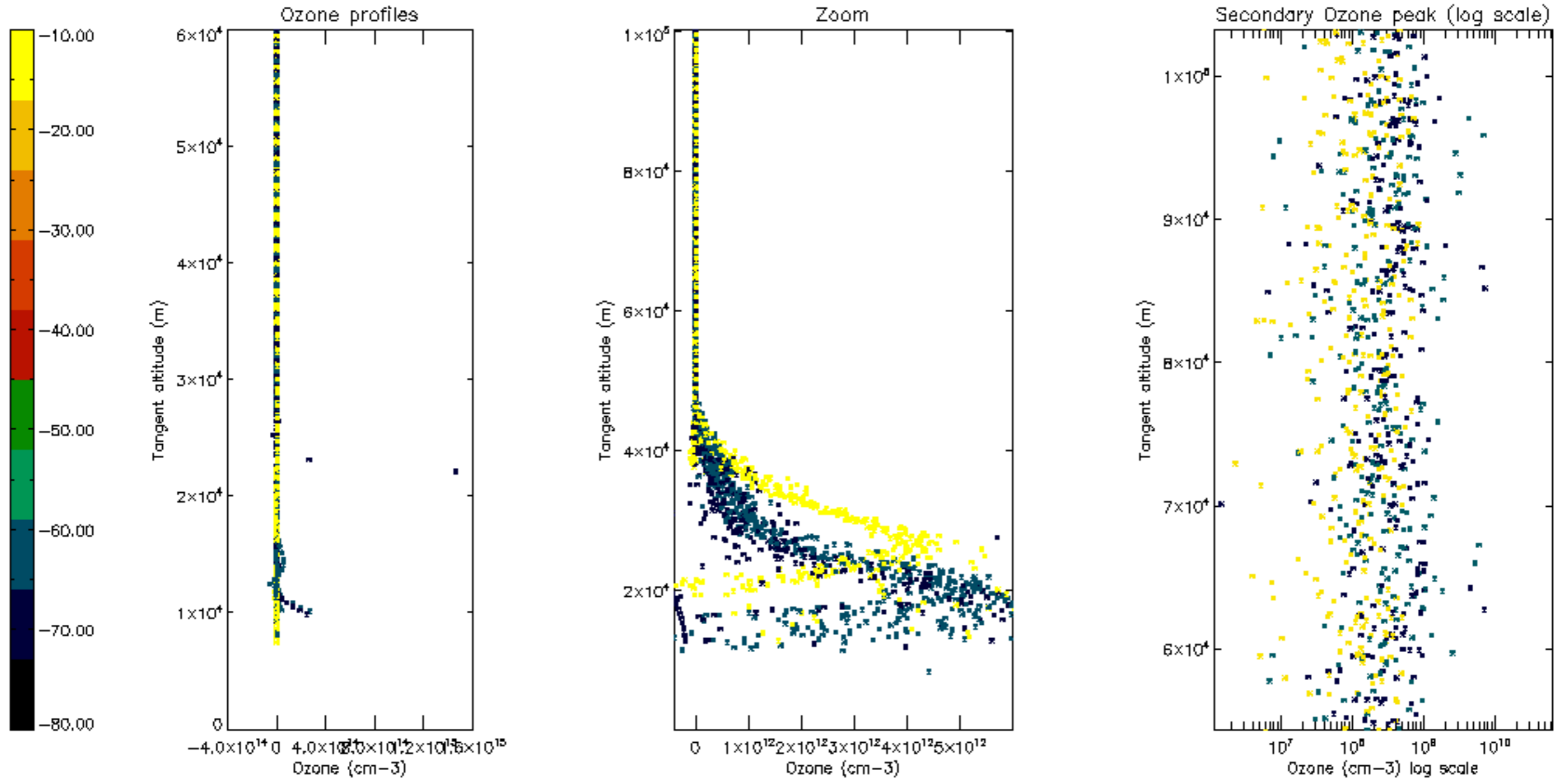


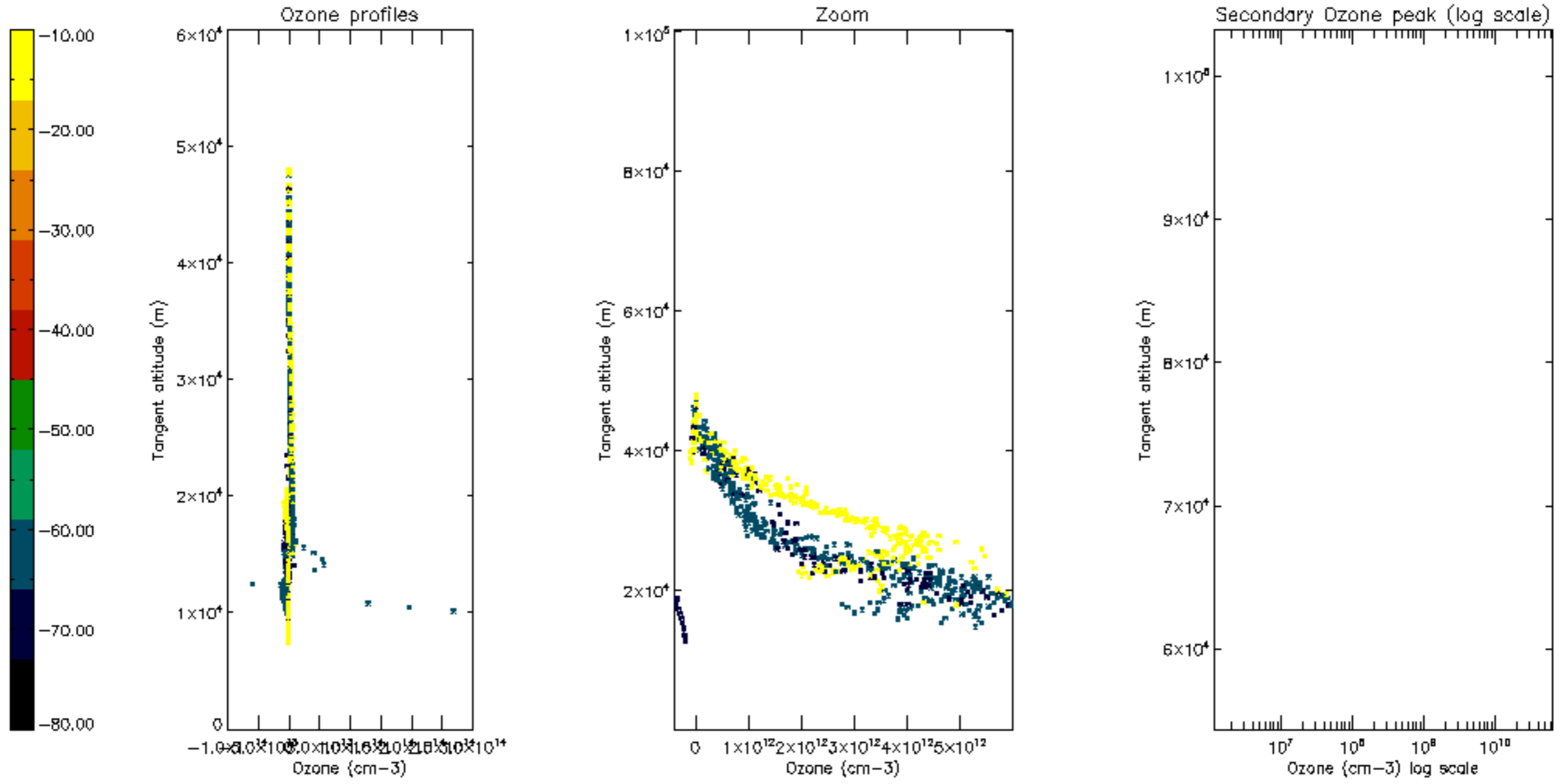
Percentage of star falling outside central band per profile

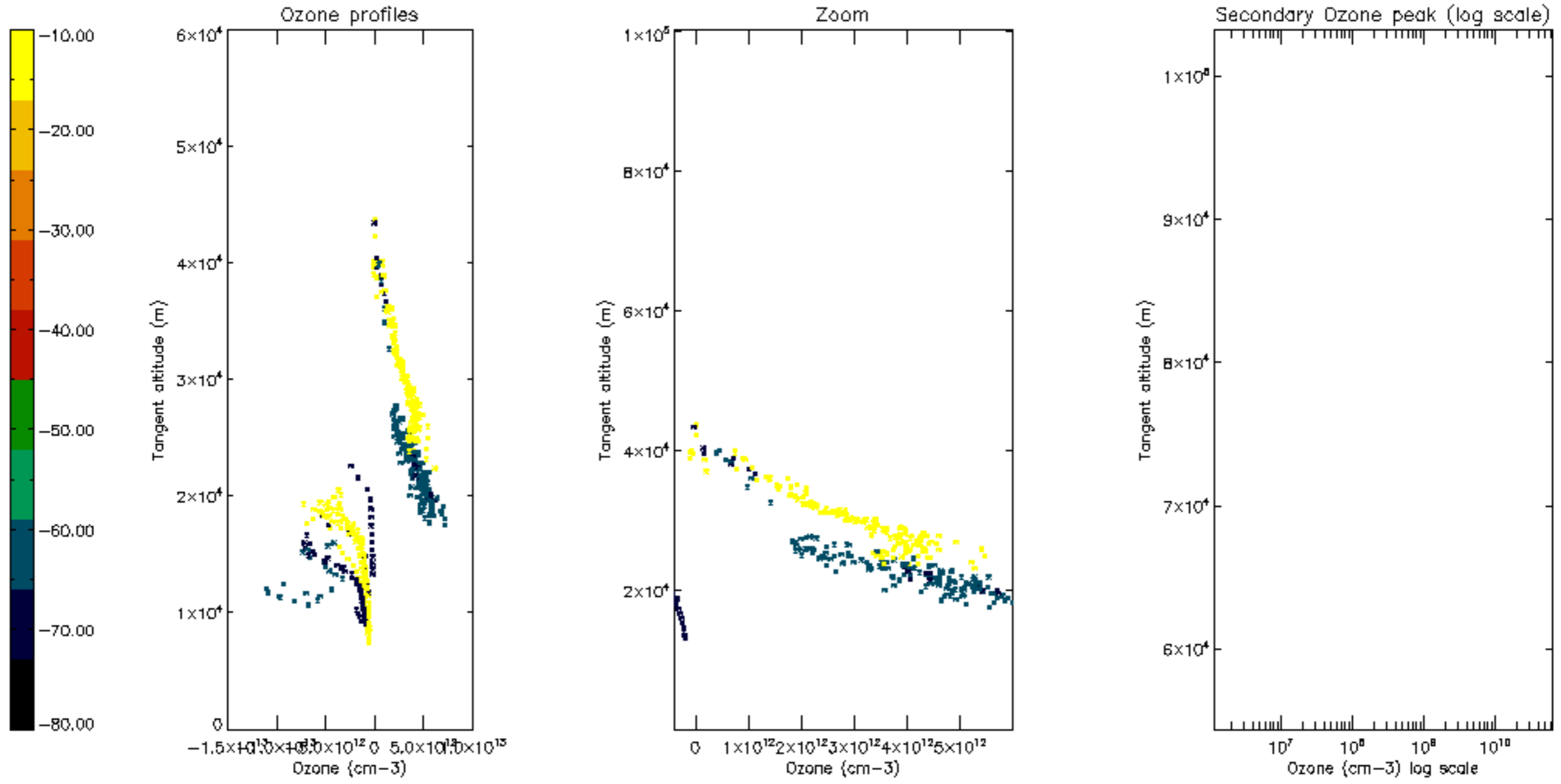


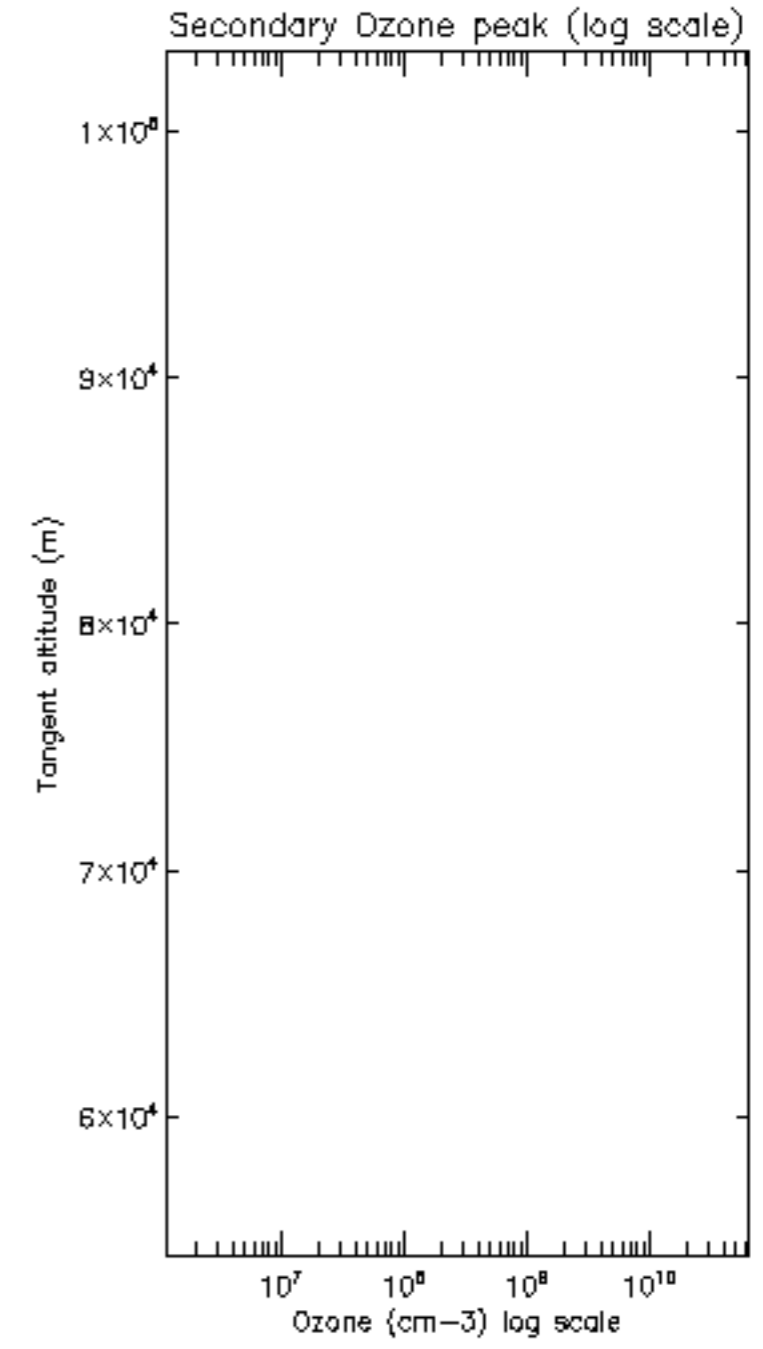
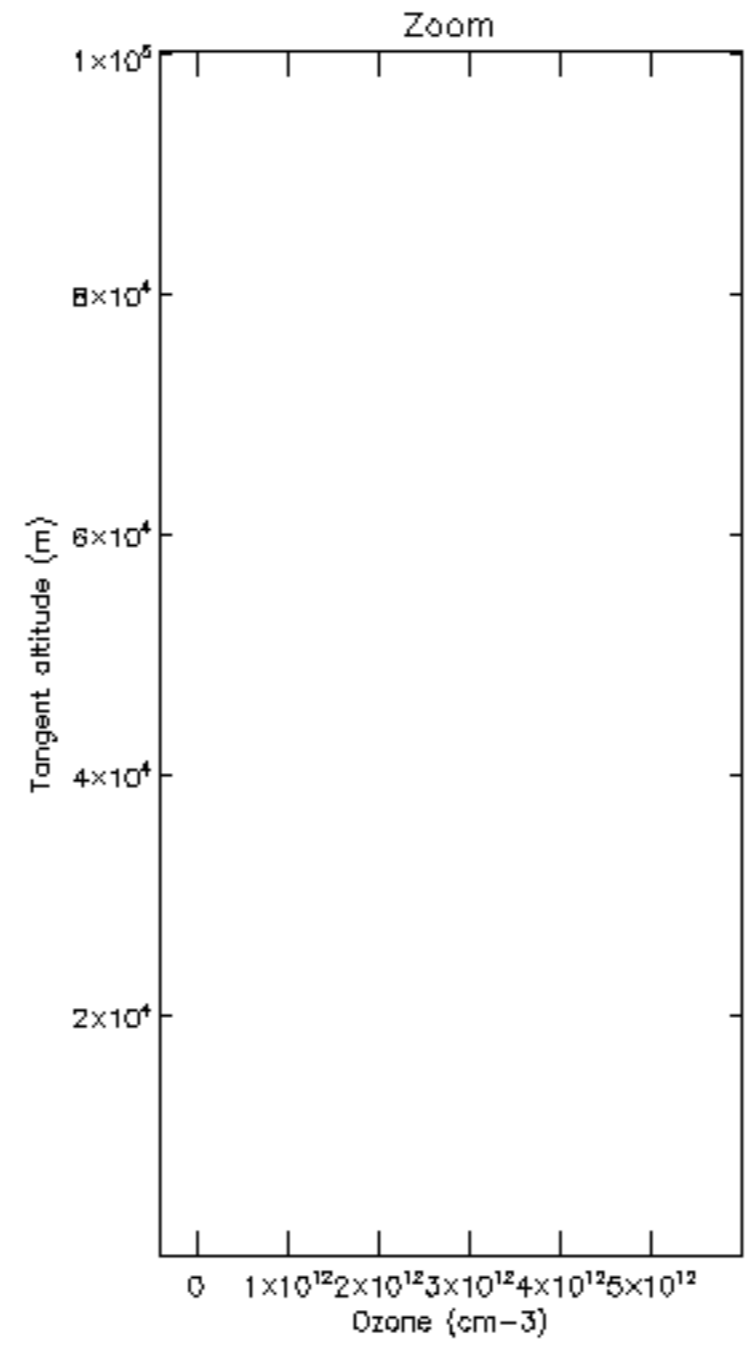
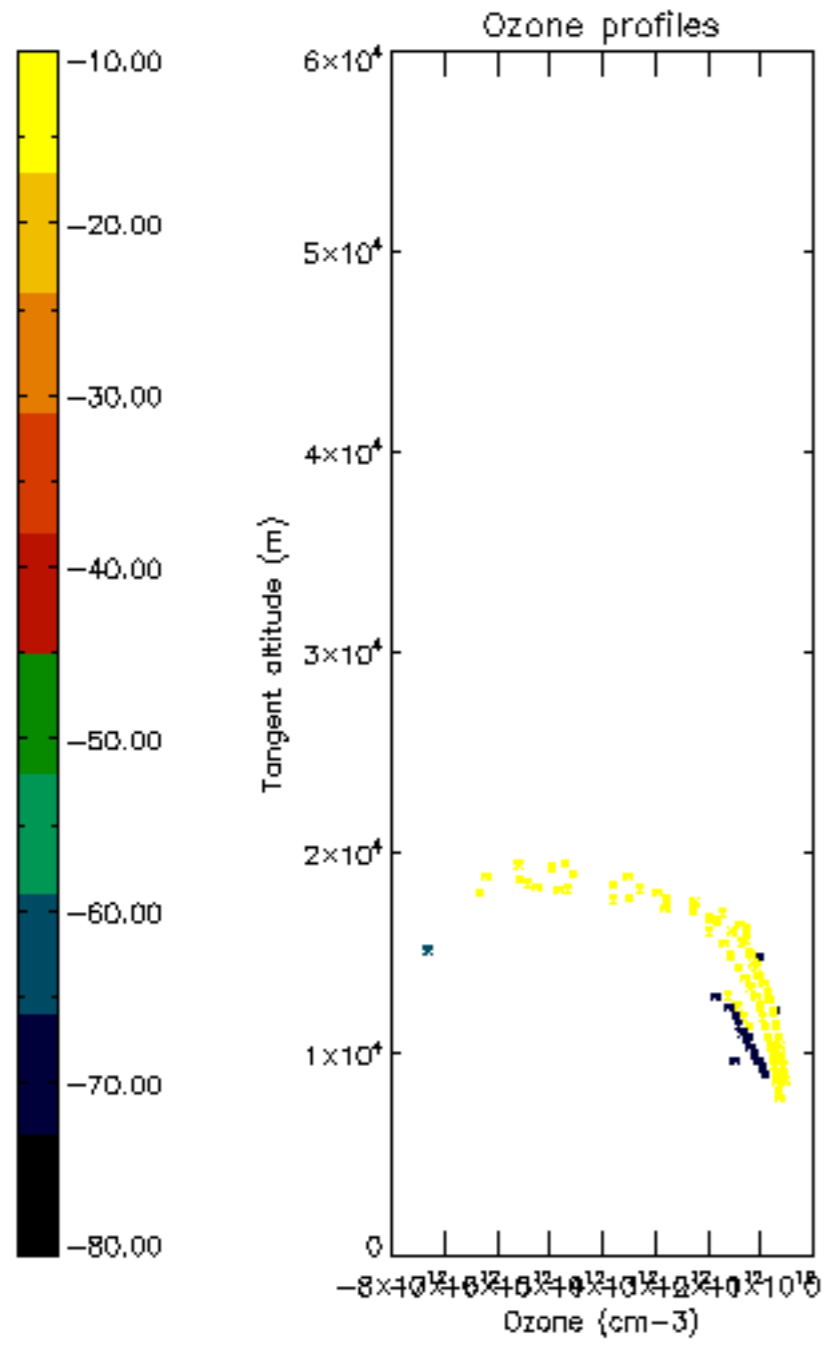
Percentage of saturation errors per profile

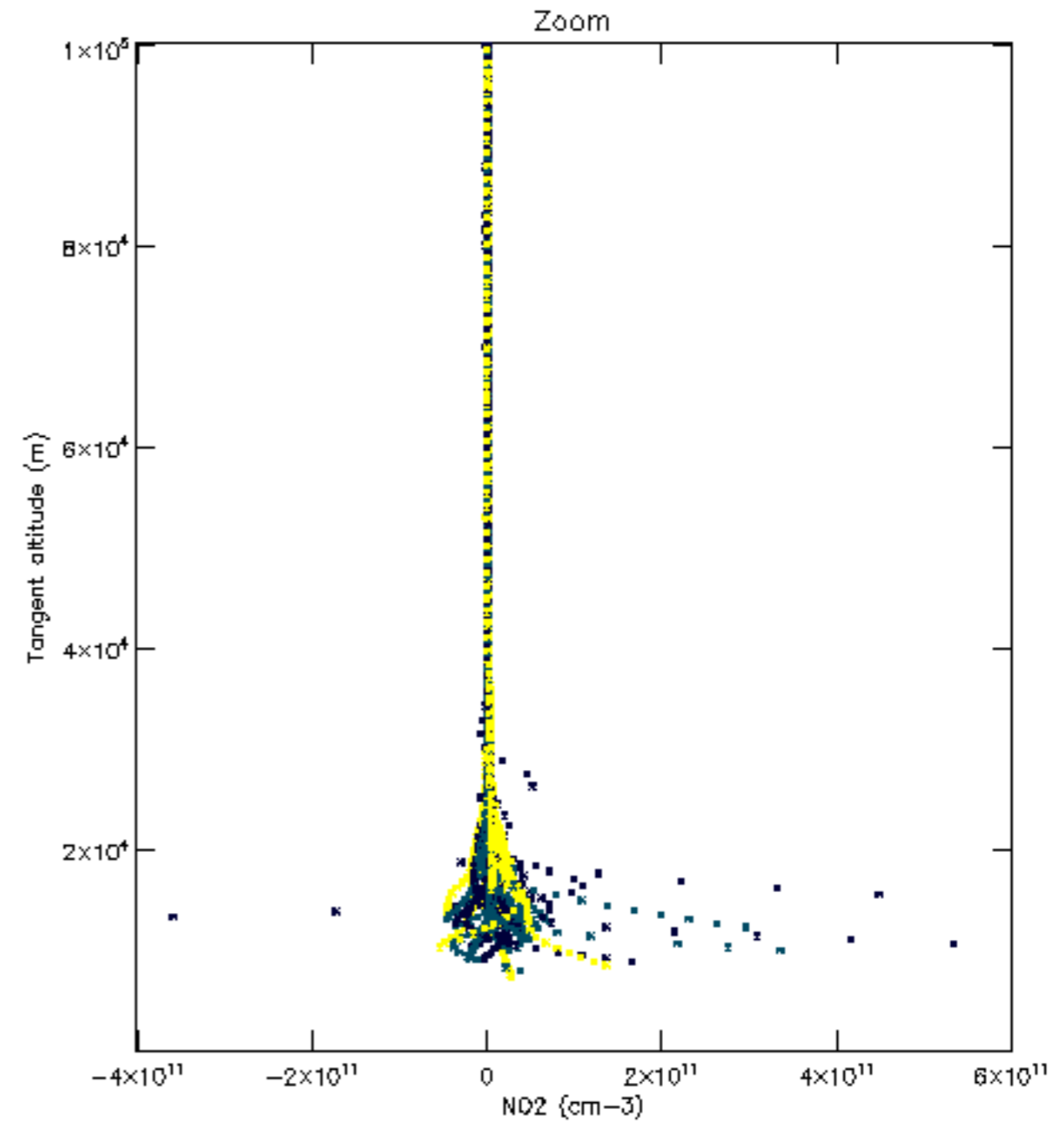
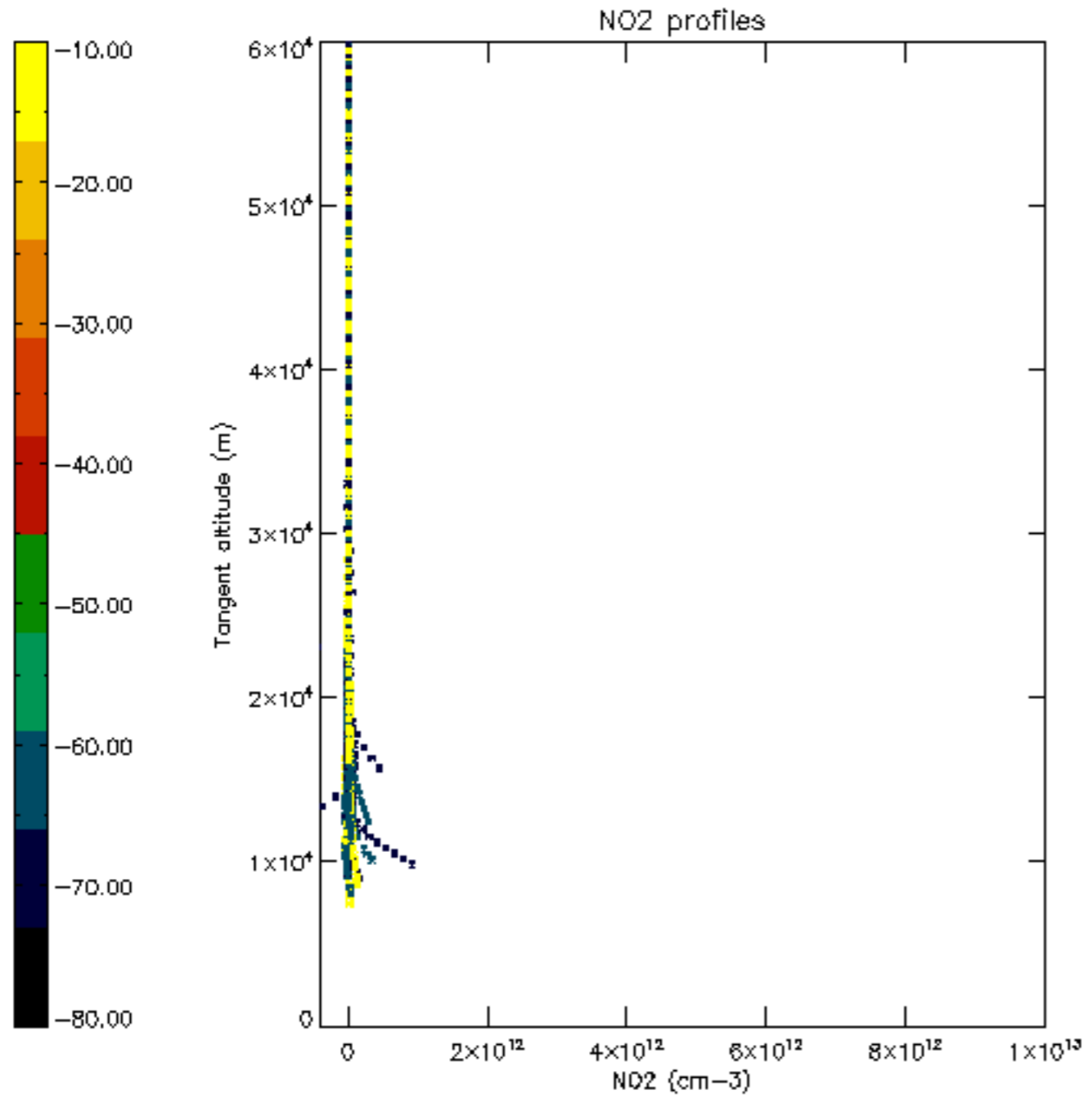


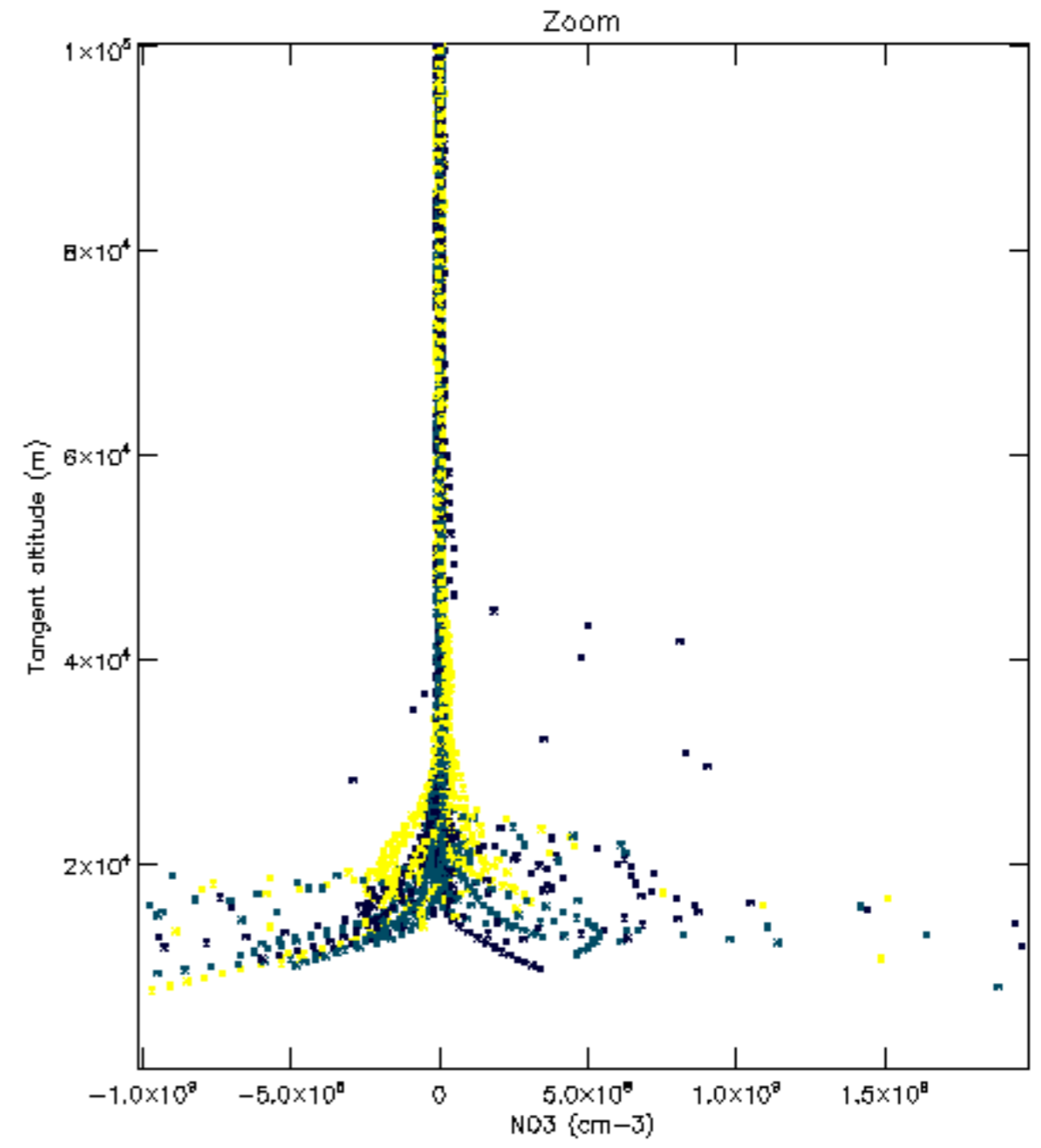
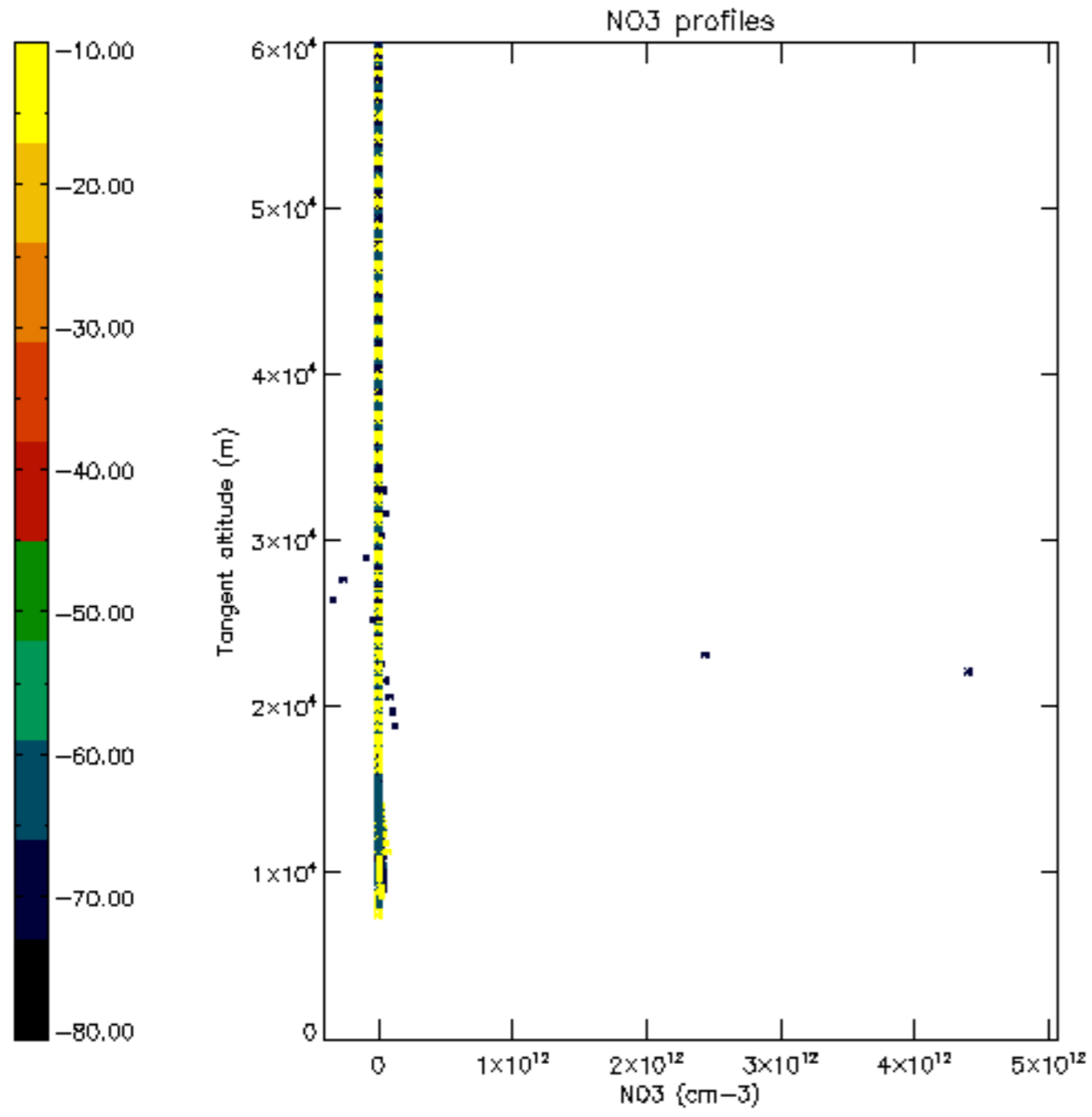


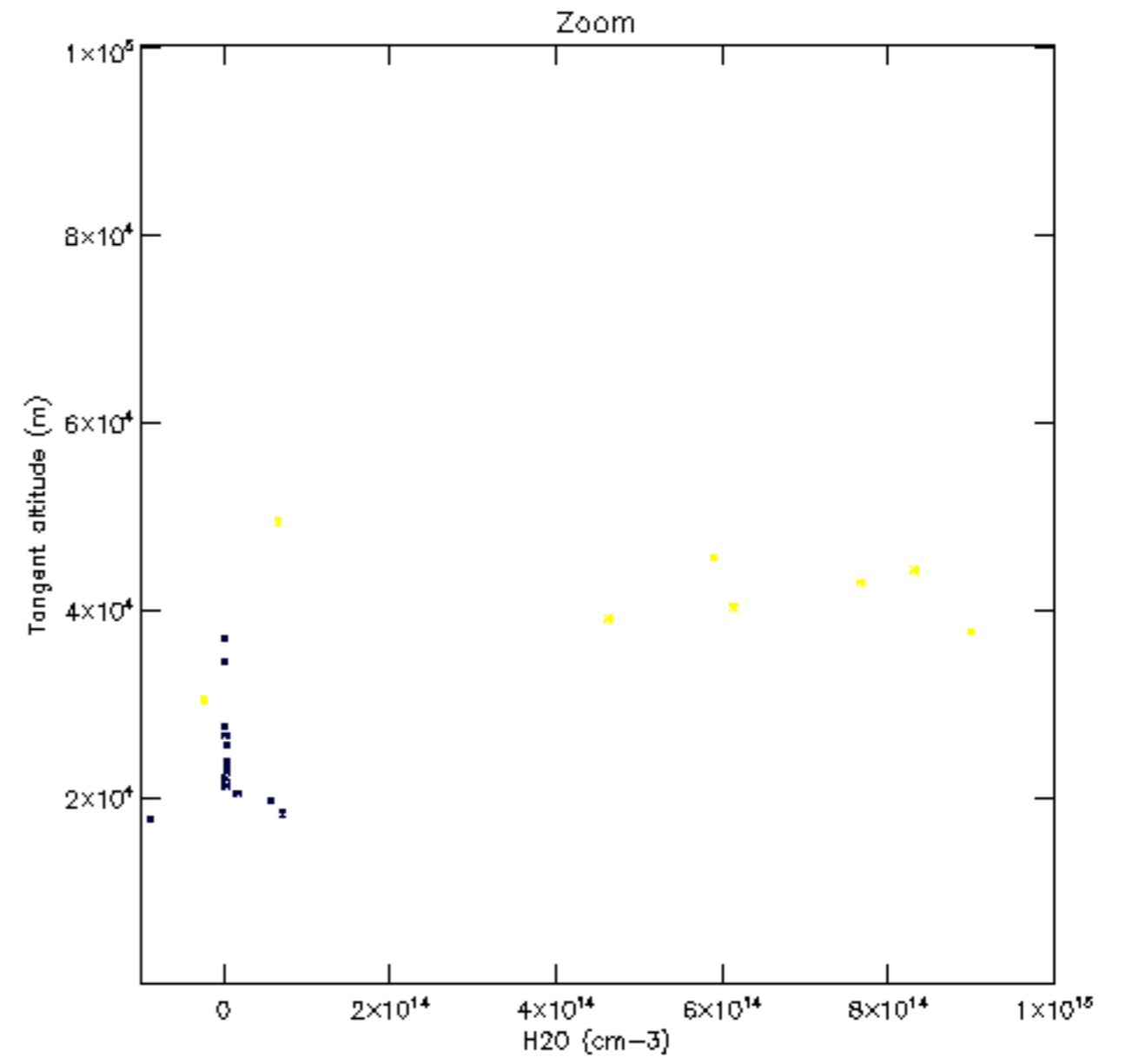
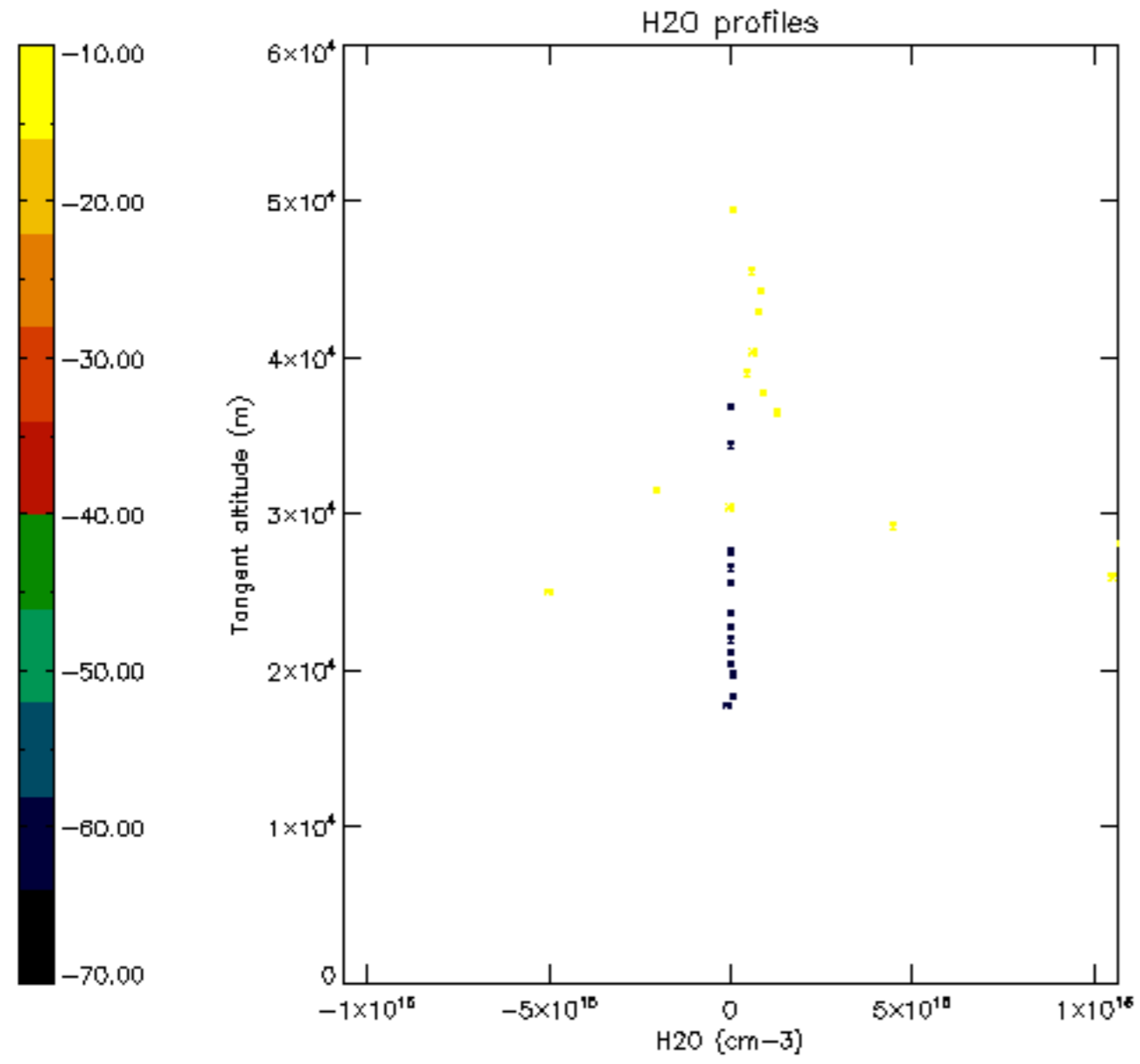


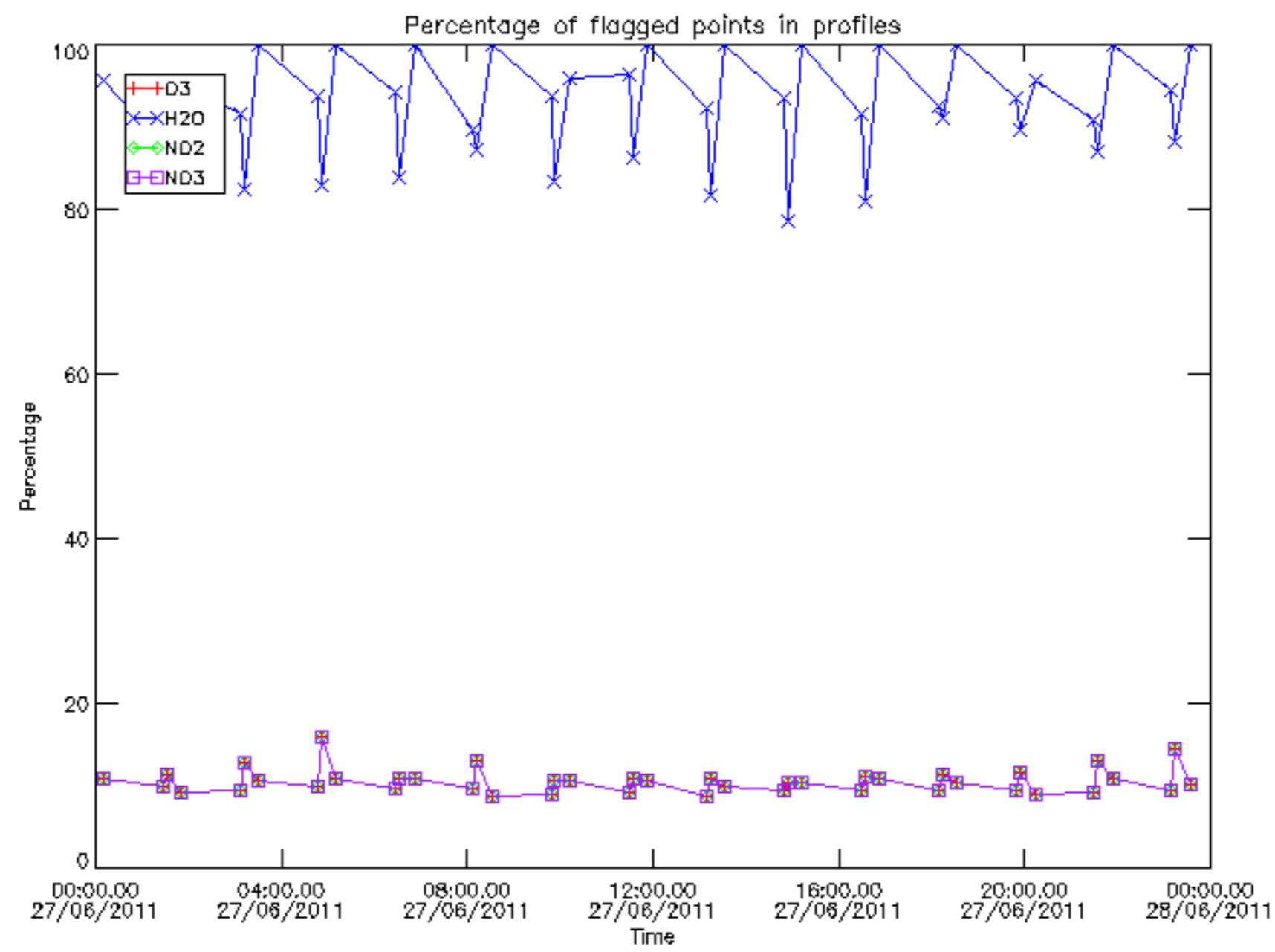




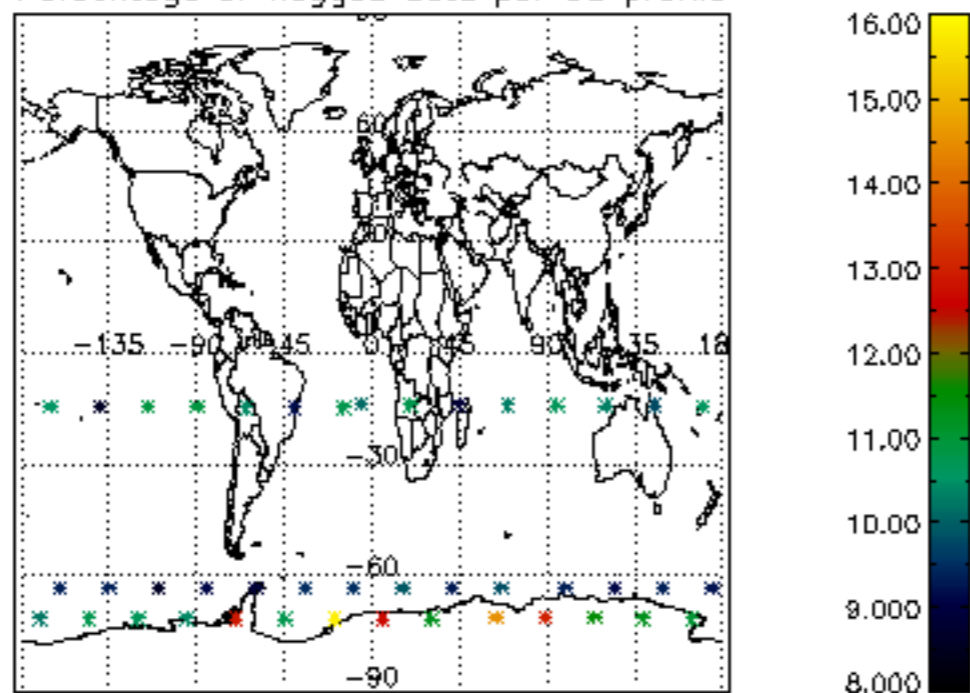




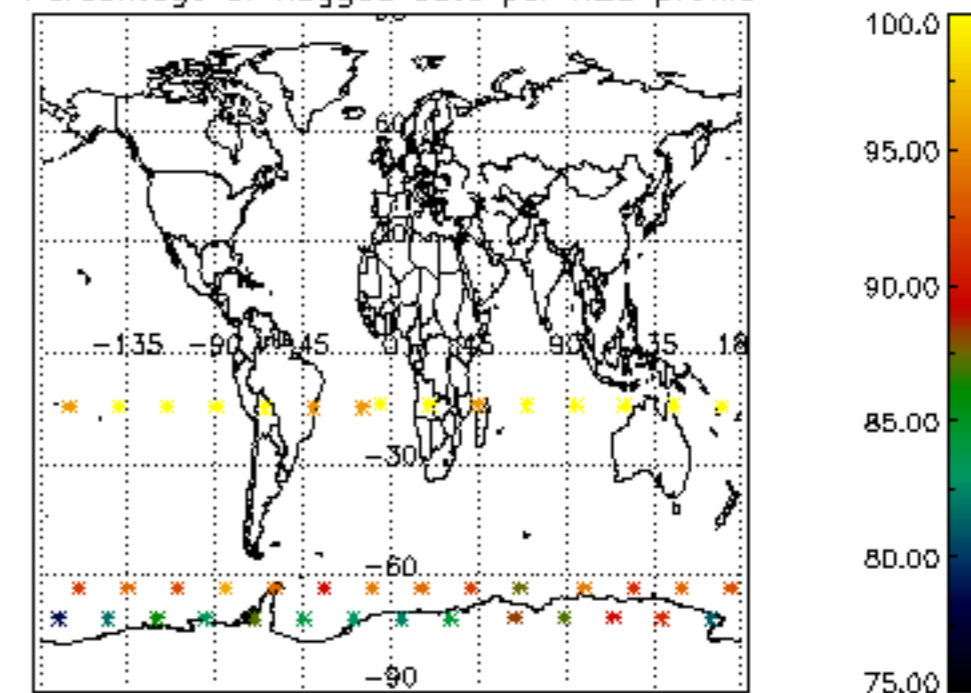




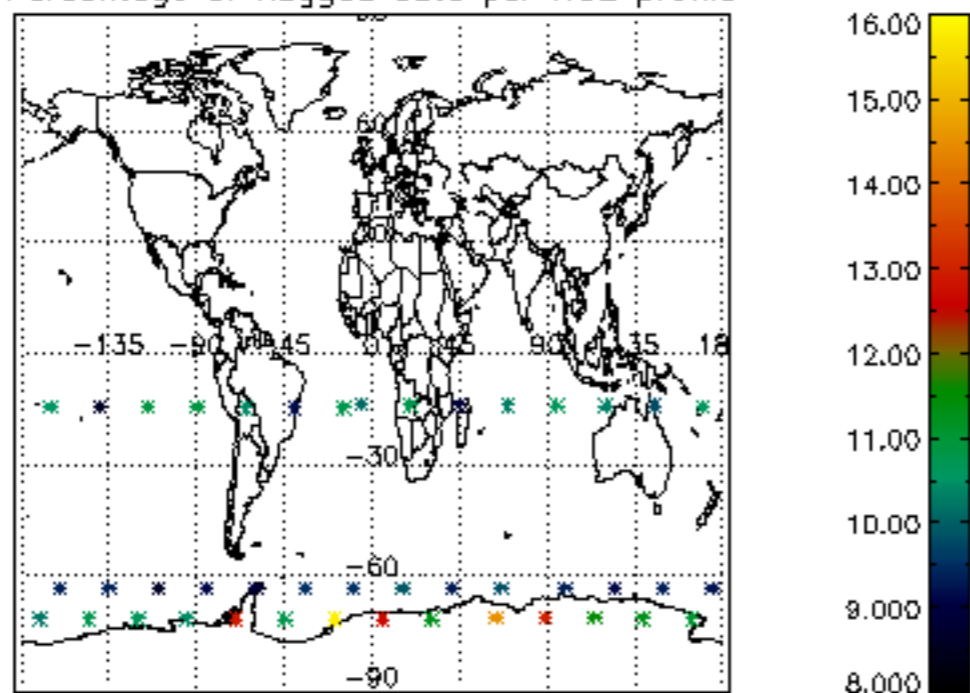
Percentage of flagged data per D3 profile



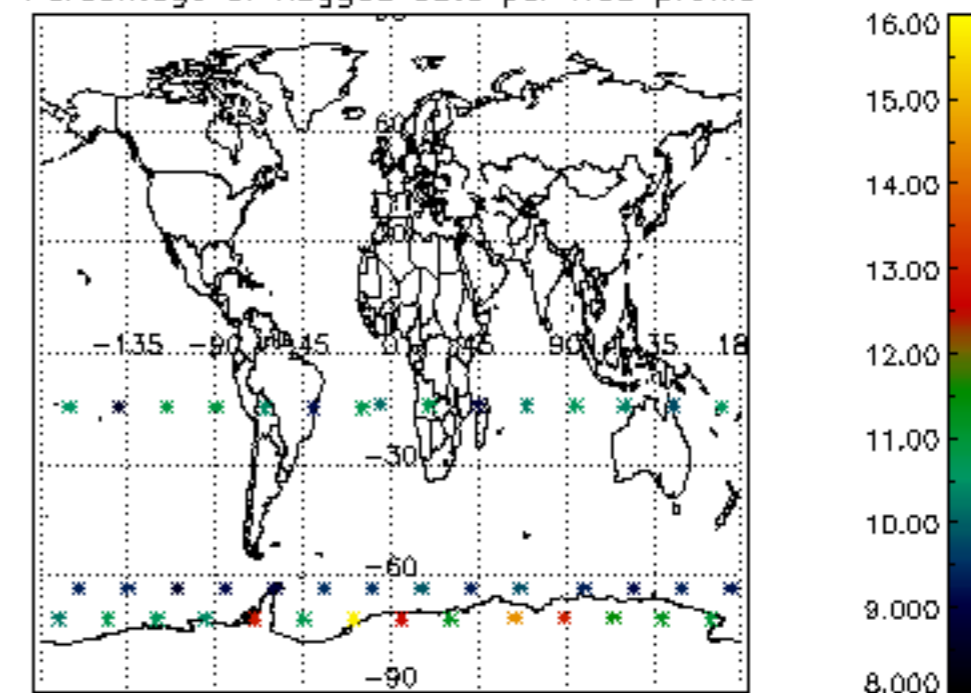
Percentage of flagged data per H2O profile

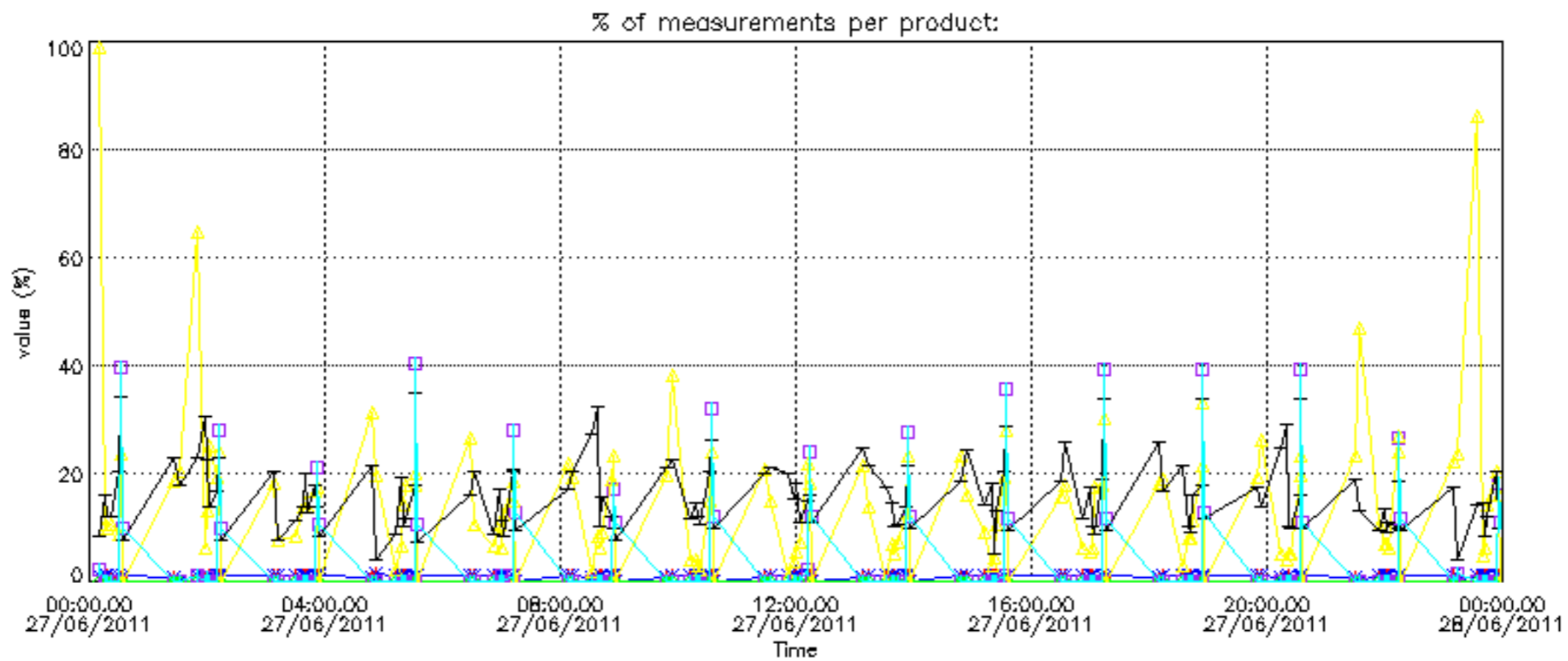
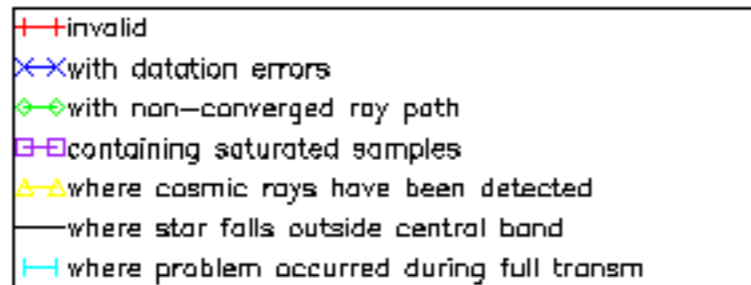


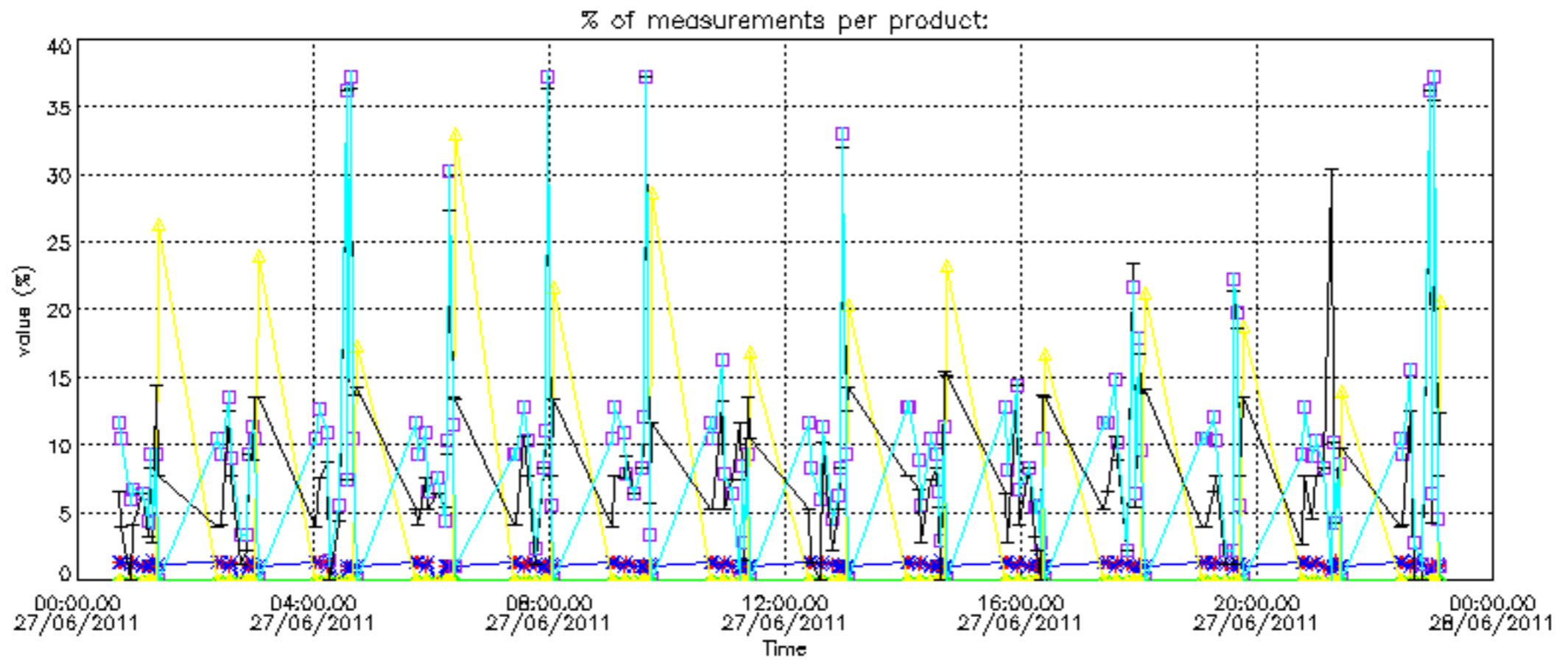
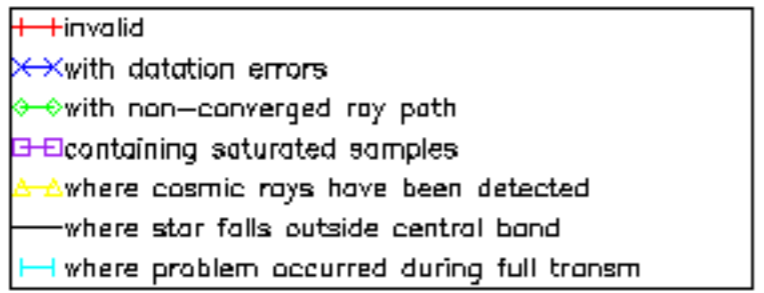
Percentage of flagged data per NO2 profile



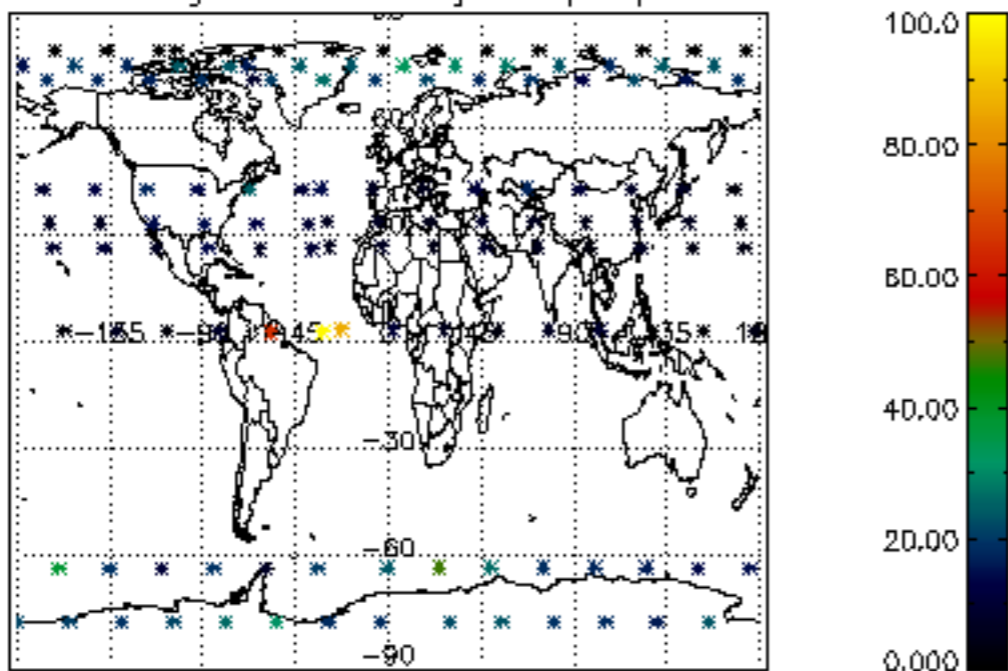
Percentage of flagged data per NO3 profile



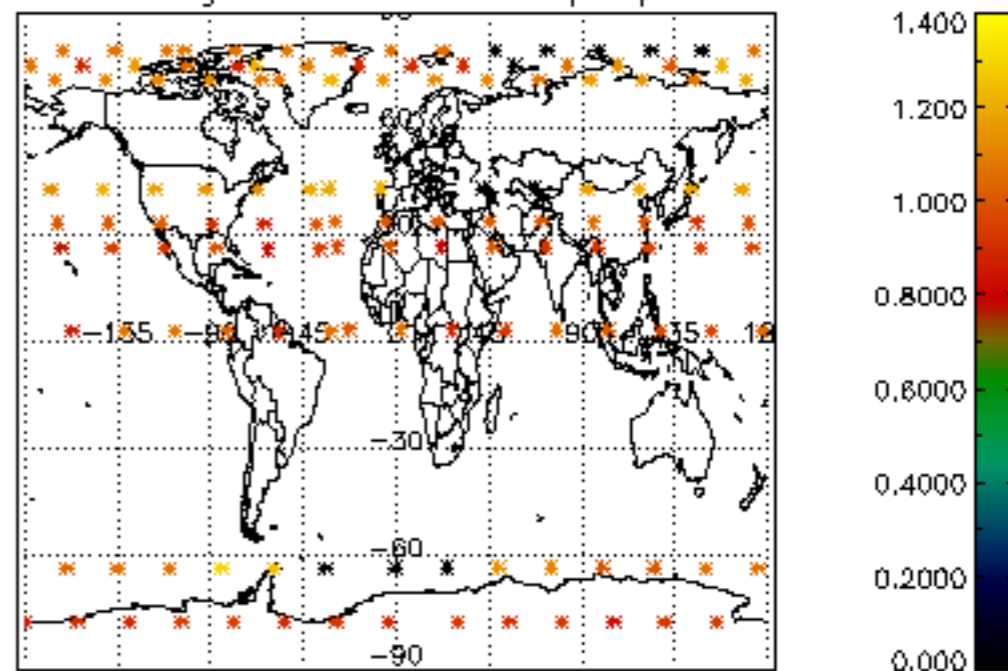




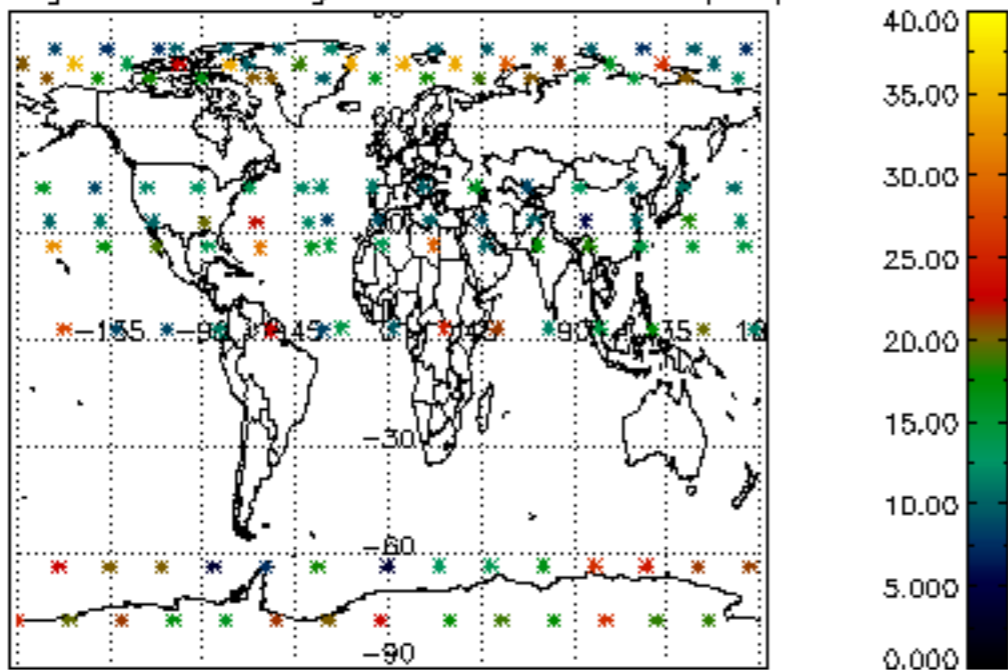
Percentage of cosmic ray hits per profile



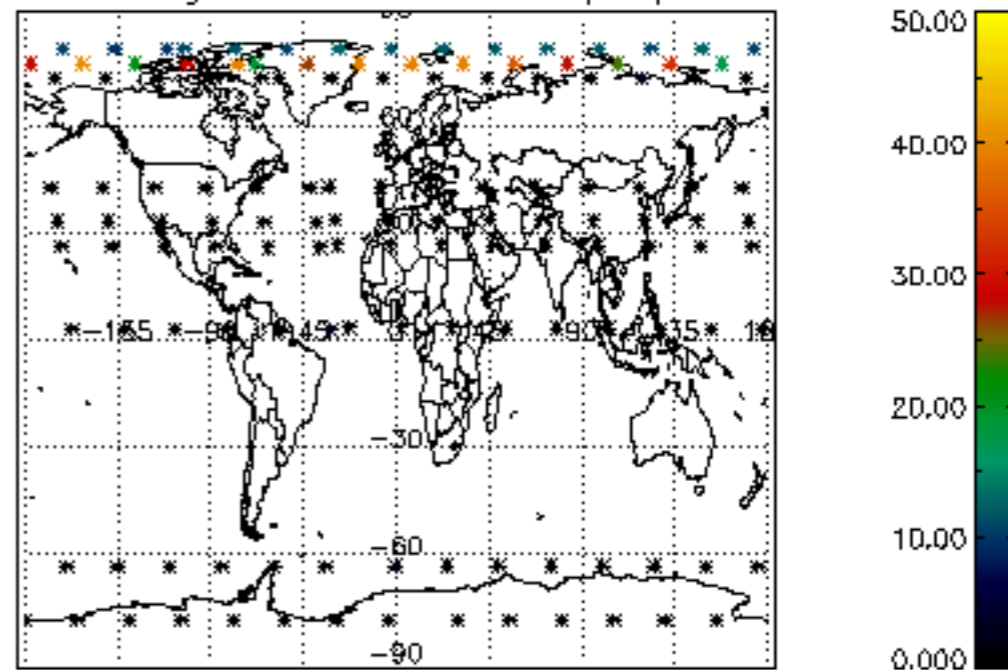
Percentage of datation errors per profile



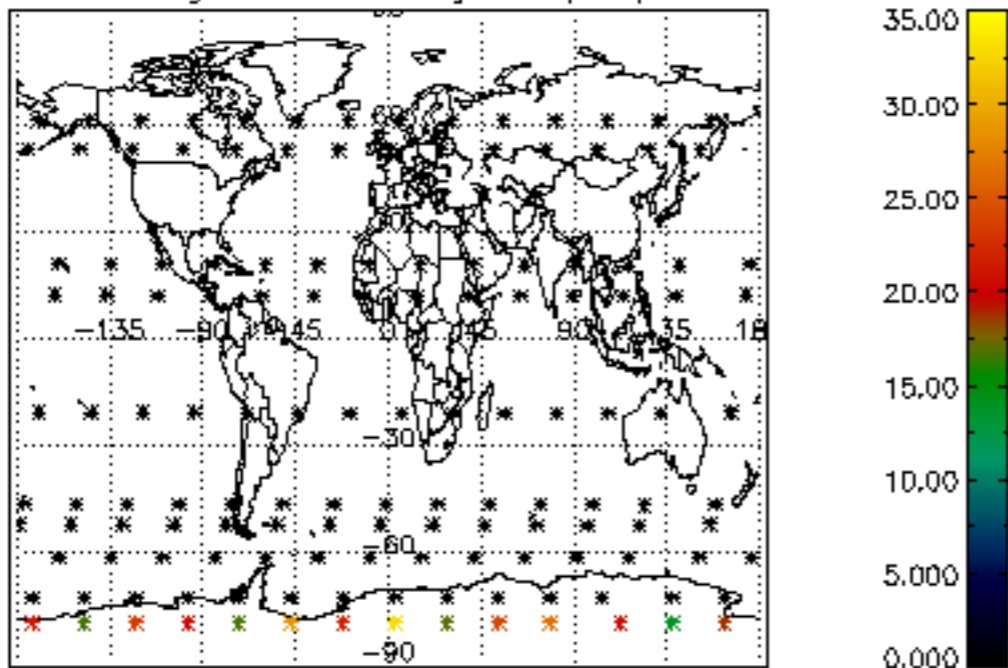
Percentage of star falling outside central band per profile



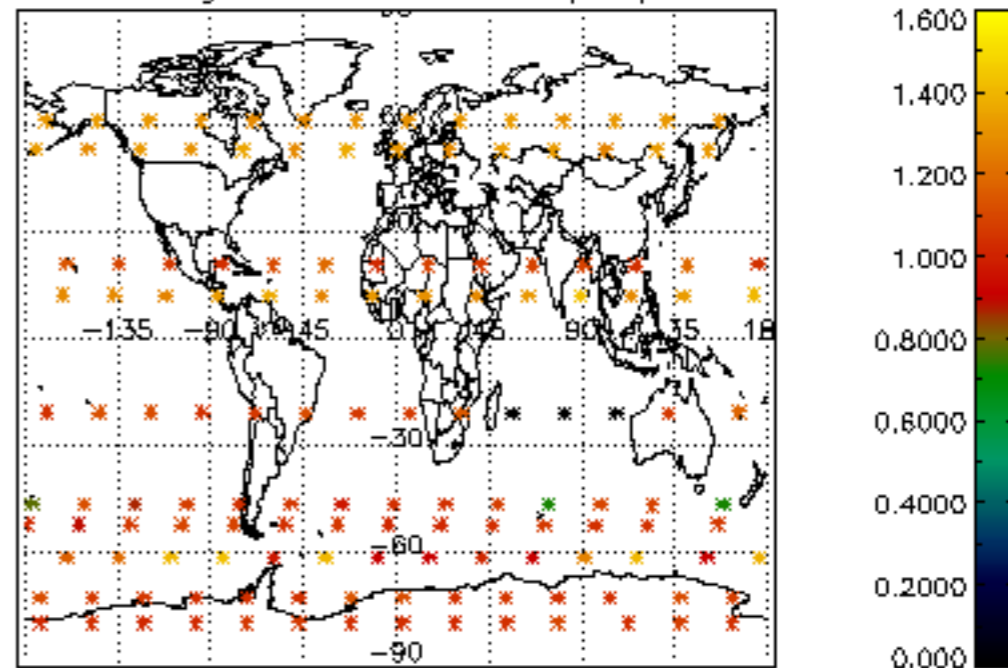
Percentage of saturation errors per profile



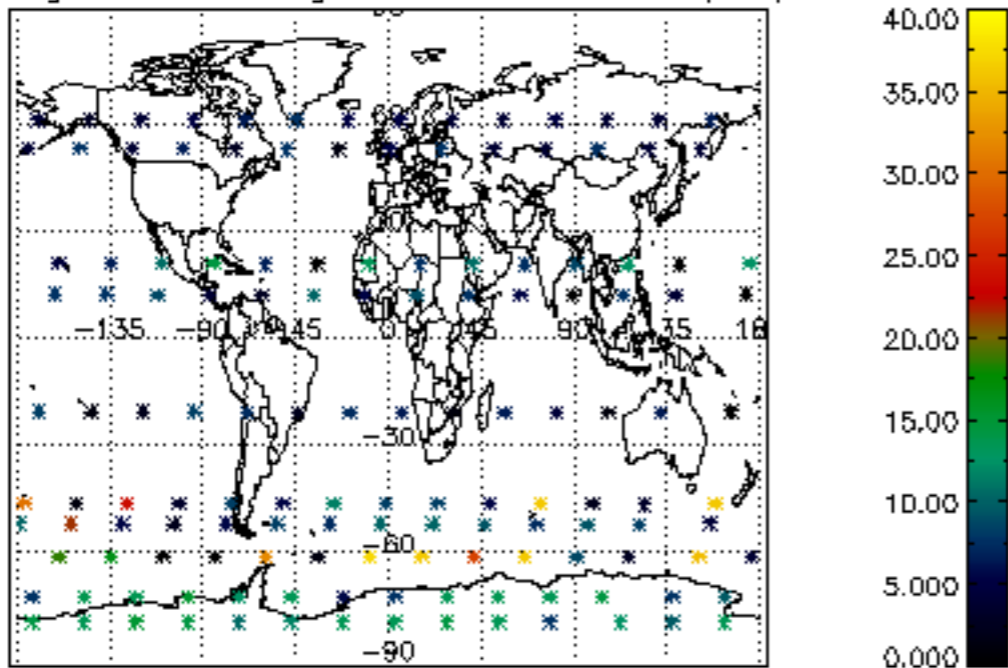
Percentage of cosmic ray hits per profile



Percentage of datation errors per profile



Percentage of star falling outside central band per profile



Percentage of saturation errors per profile

