

GOMOS Level 2 Daily Report

SUMMARY

[1. General Info](#)

[2. Summary of processed GOM_NL_2P products](#)

[3. Level 2 Quality information per product](#)

[3.1 Plot of level 2 quality information per product \(time dependant\)](#)

[3.2 Plot of level 2 quality information per product \(world map\)](#)

[4. Level 1 Quality information per product \(stored on level 2 products\)](#)

[4.1 Plot of level 1 quality information per product \(time dependant\)](#)

[4.1.1 Plot of level 1 quality information per product \(time dependant\): ASCENDING](#)

[4.1.2 Plot of level 1 quality information per product \(time dependant\): DESCENDING](#)

[4.2 Plot of level 1 quality information per product \(world map\)](#)

[4.2.1 Plot of level 1 quality information per product \(world map\): ASCENDING](#)

[4.2.2 Plot of level 1 quality information per product \(world map\): DESCENDING](#)

[5. Ozone profiles based on quality statistics and other trace gas profiles](#)

[5.1 Ozone statistics based on quality of products](#)

[5.2 Plot ozone profiles for all STD \(dark without errors\)](#)

[5.3 Plot ozone profiles where STD < 20% \(dark without errors\)](#)

[5.4. Plot ozone profiles where STD < 10% \(dark without errors\)](#)

[5.5. Plot ozone profiles where STD < 5% \(dark without errors\)](#)

[5.6 Plot NO2 profiles for all STD \(dark without errors\)](#)

[5.7 Plot NO3 profiles for all STD \(dark without errors\)](#)

[5.8 Plot H2O profiles \(only for occultations of stars 1,2,3,4,13,14,16,26,63 dark without errors\) for all STD](#)

[6. Auxiliary Data Files used for the production reported in section 2](#)

This report presents the daily analysis on parameters extracted from GOMOS level 2 data (GOM_NL__2P). It is intended to monitor some important parameters that will impact the quality of these products. A list of level 2 products (and content) that have arrived during the reporting day to the PCF is also given.

Item	Value
Time of report generation	24APR2013 15:09:25
Data source version	GOMOS/6.01
Start time of products	26-06-2011 (26JUN2011 00:00:00)
Stop time of products	27-06-2011 (27JUN2011 00:00:00)
Store outputs in DB	Yes
Nb of level 2 prods	264
Nb of prods with errors	0

2. Summary of processed GOM_NL__2P products.

Nr	Filename	UTC Start time	Limb	Duration	Star Id	Star Name	Star Mag	Star Temp	Nb Meas	Orbit	Prod. error
1	GOM_NL__2PRFIN20110626_000210_000000473104_00016_48737_8476.N1	26-JUN-2011 00:02:10	Bright	47.000	89	5Alp Cep	2.4510	8000.0	94	48737	No
2	GOM_NL__2PRFIN20110626_000919_000000493104_00016_48737_8477.N1	26-JUN-2011 00:09:19	Bright	49.000	74	11Bet Cas	2.2680	6600.0	98	48737	No
3	GOM_NL__2PRFIN20110626_001055_000000493104_00016_48737_8478.N1	26-JUN-2011 00:10:55	Bright	48.500	68	18Alp Cas	2.2250	4500.0	97	48737	No
4	GOM_NL__2PRFIN20110626_001328_000000373104_00016_48737_8479.N1	26-JUN-2011 00:13:28	Bright	37.000	160	23Gam Per	2.9300	4700.0	74	48737	No
5	GOM_NL__2PRFIN20110626_001652_000000463104_00016_48737_8480.N1	26-JUN-2011 00:16:52	Bright	45.500	73	57Gam1And	2.2600	13100.	91	48737	No
6	GOM_NL__2PRFIN20110626_001922_000000473104_00016_48737_8481.N1	26-JUN-2011 00:19:22	Twilight	47.000	173	4Bet Tri	3.0040	8900.0	94	48737	No
7	GOM_NL__2PRFIN20110626_002321_000000453104_00016_48737_8482.N1	26-JUN-2011 00:23:21	Dark	45.000	50	13Alp Ari	2.0070	4250.0	90	48737	No
8	GOM_NL__2PRFIN20110626_002814_000000383104_00016_48737_8483.N1	26-JUN-2011 00:28:14	Dark	38.000	94	92Alp Cet	2.5260	3100.0	76	48737	No
9	GOM_NL__2PRFIN20110626_004650_000000493104_00017_48738_8497.N1	26-JUN-2011 00:46:50	Dark	48.500	84	Alp Phe	2.3970	4500.0	97	48738	No
10	GOM_NL__2PRFIN20110626_005319_000000533104_00017_48738_8498.N1	26-JUN-2011 00:53:19	Straylight	53.000	63	Bet Gru	2.1500	2800.0	106	48738	No
11	GOM_NL__2PRFIN20110626_005518_000000513104_00017_48738_8499.N1	26-JUN-2011 00:55:18	Straylight	50.500	31	Alp Gru	1.7340	15200.	101	48738	No
12	GOM_NL__2PRFIN20110626_005806_000000453104_00017_48738_8500.N1	26-JUN-2011 00:58:06	Straylight	44.500	45	Alp Pav	1.9400	26000.	89	48738	No
13	GOM_NL__2PRFIN20110626_010706_000000463104_00017_48738_8501.N1	26-JUN-2011 01:07:06	Twilight	46.000	38	20Eps Sgr	1.8360	11000.	92	48738	No
14	GOM_NL__2PRFIN20110626_010829_000000573104_00017_48738_8502.N1	26-JUN-2011 01:08:29	Bright	57.000	116	19Del Sgr	2.7000	4100.0	114	48738	No
15	GOM_NL__2PRFIN20110626_011036_000000483104_00017_48738_8503.N1	26-JUN-2011 01:10:36	Bright	48.000	155	41Pi Sgr	2.9000	6600.0	96	48738	No
16	GOM_NL__2PRFIN20110626_011910_000000393104_00017_48738_8504.N1	26-JUN-2011 01:19:10	Bright	38.500	126	60Bet Oph	2.7700	4250.0	77	48738	No
17	GOM_NL__2PRFIN20110626_012132_000000413104_00017_48738_8505.N1	26-JUN-2011 01:21:32	Bright	41.000	59	55Alp Oph	2.0800	8900.0	82	48738	No
18	GOM_NL__2PRFIN20110626_013046_000000463104_00017_48738_8506.N1	26-JUN-2011 01:30:46	Bright	45.500	5	3Alp Lyr	0.033000	11000.	91	48738	No
19	GOM_NL__2PRFIN20110626_013303_000000373104_00017_48738_8507.N1	26-JUN-2011 01:33:03	Bright	36.500	130	23Bet Dra	2.7990	5800.0	73	48738	No
20	GOM_NL__2PRFIN20110626_014223_000000483104_00017_48738_8508.N1	26-JUN-2011 01:42:23	Bright	47.500	89	5Alp Cep	2.4510	8000.0	95	48738	No
21	GOM_NL__2PRFIN20110626_014932_000000693104_00017_48738_8509.N1	26-JUN-2011 01:49:32	Bright	69.000	74	11Bet Cas	2.2680	6600.0	138	48738	No
22	GOM_NL__2PRFIN20110626_015108_000000453104_00017_48738_8510.N1	26-JUN-2011 01:51:08	Bright	45.000	68	18Alp Cas	2.2250	4500.0	90	48738	No
23	GOM_NL__2PRFIN20110626_015343_000000363104_00017_48738_8511.N1	26-JUN-2011 01:53:43	Bright	35.500	160	23Gam Per	2.9300	4700.0	71	48738	No
24	GOM_NL__2PRFIN20110626_015706_000000473104_00017_48738_8512.N1	26-JUN-2011 01:57:06	Bright	47.000	73	57Gam1And	2.2600	13100.	94	48738	No
25	GOM_NL__2PRFIN20110626_015935_000000473104_00017_48738_8513.N1	26-JUN-2011 01:59:35	Twilight	46.500	173	4Bet Tri	3.0040	8900.0	93	48738	No
26	GOM_NL__2PRFIN20110626_020335_000000513104_00017_48738_8514.N1	26-JUN-2011 02:03:35	Dark	51.000	50	13Alp Ari	2.0070	4250.0	102	48738	No
27	GOM_NL__2PRFIN20110626_020829_000000473104_00017_48738_8515.N1	26-JUN-2011 02:08:29	Dark	46.500	94	92Alp Cet	2.5260	3100.0	93	48738	No
28	GOM_NL__2PRFIN20110626_022705_000000463104_00018_48739_8509.N1	26-JUN-2011 02:27:05	Dark	46.000	84	Alp Phe	2.3970	4500.0	92	48739	No
29	GOM_NL__2PRFIN20110626_023334_000000563104_00018_48739_8510.N1	26-JUN-2011 02:33:34	Straylight	55.500	63	Bet Gru	2.1500	2800.0	111	48739	No
30	GOM_NL__2PRFIN20110626_023533_000000493104_00018_48739_8511.N1	26-JUN-2011 02:35:33	Straylight	48.500	31	Alp Gru	1.7340	15200.	97	48739	No
31	GOM_NL__2PRFIN20110626_023820_000000413104_00018_48739_8512.N1	26-JUN-2011 02:38:20	Straylight	40.500	45	Alp Pav	1.9400	26000.	81	48739	No
32	GOM_NL__2PRFIN20110626_024720_000000463104_00018_48739_8513.N1	26-JUN-2011 02:47:20	Twilight	45.500	38	20Eps Sgr	1.8360	11000.	91	48739	No
33	GOM_NL__2PRFIN20110626_024844_000000463104_00018_48739_8514.N1	26-JUN-2011 02:48:44	Bright	45.500	116	19Del Sgr	2.7000	4100.0	91	48739	No
34	GOM_NL__2PRFIN20110626_025051_000000493104_00018_48739_8515.N1	26-JUN-2011 02:50:51	Bright	48.500	155	41Pi Sgr	2.9000	6600.0	97	48739	No
35	GOM_NL__2PRFIN20110626_025924_000000393104_00018_48739_8516.N1	26-JUN-2011 02:59:24	Bright	38.500	126	60Bet Oph	2.7700	4250.0	77	48739	No
36	GOM_NL__2PRFIN20110626_030146_000000413104_00018_48739_8517.N1	26-JUN-2011 03:01:46	Bright	40.500	59	55Alp Oph	2.0800	8900.0	81	48739	No
37	GOM_NL__2PRFIN20110626_031100_000000493104_00018_48739_8518.N1	26-JUN-2011 03:11:00	Bright	48.500	5	3Alp Lyr	0.033000	11000.	97	48739	No
38	GOM_NL__2PRFIN20110626_031317_000000373104_00018_48739_8519.N1	26-JUN-2011 03:13:17	Bright	37.000	130	23Bet Dra	2.7990	5800.0	74	48739	No
39	GOM_NL__2PRFIN20110626_032237_000000483104_00018_48739_8520.N1	26-JUN-2011 03:22:37	Bright	47.500	89	5Alp Cep	2.4510	8000.0	95	48739	No
40	GOM_NL__2PRFIN20110626_032945_000000473104_00018_48739_8521.N1	26-JUN-2011 03:29:45	Bright	46.500	74	11Bet Cas	2.2680	6600.0	93	48739	No
41	GOM_NL__2PRFIN20110626_033122_000000543104_00018_48739_8522.N1	26-JUN-2011 03:31:22	Bright	54.000	68	18Alp Cas	2.2250	4500.0	108	48739	No
42	GOM_NL__2PRFIN20110626_033357_000000463104_00018_48739_8523.N1	26-JUN-2011 03:33:57	Bright	45.500	160	23Gam Per	2.9300	4700.0	91	48739	No

43	GOM_NL__2PRFIN20110626_033720_000000453104_00018_48739_8524.N1	26-JUN-2011 03:37:20	Bright	45.000	73	57Gam1And	2.2600	13100.	90	48739	No
44	GOM_NL__2PRFIN20110626_033950_000000483104_00018_48739_8525.N1	26-JUN-2011 03:39:50	Twilight	48.000	173	4Bet Tri	3.0040	8900.0	96	48739	No
45	GOM_NL__2PRFIN20110626_034350_000000543104_00018_48739_8526.N1	26-JUN-2011 03:43:50	Dark	54.000	50	13Alp Ari	2.0070	4250.0	108	48739	No
46	GOM_NL__2PRFIN20110626_034843_000000463104_00018_48739_8527.N1	26-JUN-2011 03:48:43	Dark	46.000	94	92Alp Cet	2.5260	3100.0	92	48739	No
47	GOM_NL__2PRFIN20110626_040720_000000483104_00019_48740_8519.N1	26-JUN-2011 04:07:20	Dark	47.500	84	Alp Phe	2.3970	4500.0	95	48740	No
48	GOM_NL__2PRFIN20110626_041349_000000523104_00019_48740_8520.N1	26-JUN-2011 04:13:49	Straylight	52.000	63	Bet Gru	2.1500	2800.0	104	48740	No
49	GOM_NL__2PRFIN20110626_041548_000000513104_00019_48740_8521.N1	26-JUN-2011 04:15:48	Straylight	51.000	31	Alp Gru	1.7340	15200.	102	48740	No
50	GOM_NL__2PRFIN20110626_041835_000000423104_00019_48740_8522.N1	26-JUN-2011 04:18:35	Straylight	41.500	45	Alp Pav	1.9400	26000.	83	48740	No
51	GOM_NL__2PRFIN20110626_042735_000000443104_00019_48740_8523.N1	26-JUN-2011 04:27:35	Twilight	44.000	38	20Eps Sgr	1.8360	11000.	88	48740	No
52	GOM_NL__2PRFIN20110626_042858_000000523104_00019_48740_8524.N1	26-JUN-2011 04:28:58	Bright	51.500	116	19Del Sgr	2.7000	4100.0	103	48740	No
53	GOM_NL__2PRFIN20110626_043105_000000493104_00019_48740_8525.N1	26-JUN-2011 04:31:05	Bright	48.500	155	41Pi Sgr	2.9000	6600.0	97	48740	No
54	GOM_NL__2PRFIN20110626_043938_000000403104_00019_48740_8526.N1	26-JUN-2011 04:39:38	Bright	39.500	126	60Bet Oph	2.7700	4250.0	79	48740	No
55	GOM_NL__2PRFIN20110626_044200_000000383104_00019_48740_8527.N1	26-JUN-2011 04:42:00	Bright	38.000	59	55Alp Oph	2.0800	8900.0	76	48740	No
56	GOM_NL__2PRFIN20110626_045114_000000483104_00019_48740_8528.N1	26-JUN-2011 04:51:14	Bright	48.000	5	3Alp Lyr	0.033000	11000.	96	48740	No
57	GOM_NL__2PRFIN20110626_045331_000000393104_00019_48740_8529.N1	26-JUN-2011 04:53:31	Bright	38.500	130	23Bet Dra	2.7990	5800.0	77	48740	No
58	GOM_NL__2PRFIN20110626_050250_000000473104_00019_48740_8530.N1	26-JUN-2011 05:02:50	Bright	47.000	89	5Alp Cep	2.4510	8000.0	94	48740	No
59	GOM_NL__2PRFIN20110626_050959_000000463104_00019_48740_8531.N1	26-JUN-2011 05:09:59	Bright	46.000	74	11Bet Cas	2.2680	6600.0	92	48740	No
60	GOM_NL__2PRFIN20110626_051136_000000433104_00019_48740_8532.N1	26-JUN-2011 05:11:36	Bright	43.000	68	18Alp Cas	2.2250	4500.0	86	48740	No
61	GOM_NL__2PRFIN20110626_051411_000000383104_00019_48740_8533.N1	26-JUN-2011 05:14:11	Bright	38.000	160	23Gam Per	2.9300	4700.0	76	48740	No
62	GOM_NL__2PRFIN20110626_051734_000000463104_00019_48740_8534.N1	26-JUN-2011 05:17:34	Bright	45.500	73	57Gam1And	2.2600	13100.	91	48740	No
63	GOM_NL__2PRFIN20110626_052004_000000463104_00019_48740_8535.N1	26-JUN-2011 05:20:04	Twilight	45.500	173	4Bet Tri	3.0040	8900.0	91	48740	No
64	GOM_NL__2PRFIN20110626_052404_000000543104_00019_48740_8536.N1	26-JUN-2011 05:24:04	Dark	53.500	50	13Alp Ari	2.0070	4250.0	107	48740	No
65	GOM_NL__2PRFIN20110626_052857_000000403104_00019_48740_8537.N1	26-JUN-2011 05:28:57	Dark	39.500	94	92Alp Cet	2.5260	3100.0	79	48740	No
66	GOM_NL__2PRFIN20110626_054735_000000463104_00020_48741_8533.N1	26-JUN-2011 05:47:35	Dark	46.000	84	Alp Phe	2.3970	4500.0	92	48741	No
67	GOM_NL__2PRFIN20110626_055404_000000543104_00020_48741_8534.N1	26-JUN-2011 05:54:04	Straylight	53.500	63	Bet Gru	2.1500	2800.0	107	48741	No
68	GOM_NL__2PRFIN20110626_055603_000000493104_00020_48741_8535.N1	26-JUN-2011 05:56:03	Straylight	48.500	31	Alp Gru	1.7340	15200.	97	48741	No
69	GOM_NL__2PRFIN20110626_055849_000000483104_00020_48741_8536.N1	26-JUN-2011 05:58:49	Straylight	47.500	45	Alp Pav	1.9400	26000.	95	48741	No
70	GOM_NL__2PRFIN20110626_060749_000000463104_00020_48741_8537.N1	26-JUN-2011 06:07:49	Twilight	46.000	38	20Eps Sgr	1.8360	11000.	92	48741	No
71	GOM_NL__2PRFIN20110626_060912_000000573104_00020_48741_8538.N1	26-JUN-2011 06:09:12	Bright	57.000	116	19Del Sgr	2.7000	4100.0	114	48741	No
72	GOM_NL__2PRFIN20110626_061119_000000483104_00020_48741_8539.N1	26-JUN-2011 06:11:19	Bright	47.500	155	41Pi Sgr	2.9000	6600.0	95	48741	No
73	GOM_NL__2PRFIN20110626_061953_000000393104_00020_48741_8540.N1	26-JUN-2011 06:19:53	Bright	38.500	126	60Bet Oph	2.7700	4250.0	77	48741	No
74	GOM_NL__2PRFIN20110626_062214_000000403104_00020_48741_8541.N1	26-JUN-2011 06:22:14	Bright	39.500	59	55Alp Oph	2.0800	8900.0	79	48741	No
75	GOM_NL__2PRFIN20110626_063127_000000643104_00020_48741_8542.N1	26-JUN-2011 06:31:27	Bright	63.500	5	3Alp Lyr	0.033000	11000.	127	48741	No
76	GOM_NL__2PRFIN20110626_063345_000000393104_00020_48741_8543.N1	26-JUN-2011 06:33:45	Bright	38.500	130	23Bet Dra	2.7990	5800.0	77	48741	No
77	GOM_NL__2PRFIN20110626_064304_000000463104_00020_48741_8544.N1	26-JUN-2011 06:43:04	Bright	46.000	89	5Alp Cep	2.4510	8000.0	92	48741	No
78	GOM_NL__2PRFIN20110626_065013_000000473104_00020_48741_8545.N1	26-JUN-2011 06:50:13	Bright	47.000	74	11Bet Cas	2.2680	6600.0	94	48741	No
79	GOM_NL__2PRFIN20110626_065150_000000483104_00020_48741_8546.N1	26-JUN-2011 06:51:50	Bright	48.000	68	18Alp Cas	2.2250	4500.0	96	48741	No
80	GOM_NL__2PRFIN20110626_065425_000000553104_00020_48741_8547.N1	26-JUN-2011 06:54:25	Bright	55.000	160	23Gam Per	2.9300	4700.0	110	48741	No
81	GOM_NL__2PRFIN20110626_065748_000000473104_00020_48741_8548.N1	26-JUN-2011 06:57:48	Bright	47.000	73	57Gam1And	2.2600	13100.	94	48741	No
82	GOM_NL__2PRFIN20110626_070018_000000473104_00020_48741_8549.N1	26-JUN-2011 07:00:18	Twilight	46.500	173	4Bet Tri	3.0040	8900.0	93	48741	No
83	GOM_NL__2PRFIN20110626_070418_000000543104_00020_48741_8550.N1	26-JUN-2011 07:04:18	Dark	53.500	50	13Alp Ari	2.0070	4250.0	107	48741	No
84	GOM_NL__2PRFIN20110626_070912_000000463104_00020_48741_8551.N1	26-JUN-2011 07:09:12	Dark	46.000	94	92Alp Cet	2.5260	3100.0	92	48741	No
85	GOM_NL__2PRFIN20110626_072750_000000613104_00021_48742_8545.N1	26-JUN-2011 07:27:50	Dark	60.500	84	Alp Phe	2.3970	4500.0	121	48742	No
86	GOM_NL__2PRFIN20110626_073419_000000653104_00021_48742_8546.N1	26-JUN-2011 07:34:19	Straylight	64.500	63	Bet Gru	2.1500	2800.0	129	48742	No
87	GOM_NL__2PRFIN20110626_073618_000000503104_00021_48742_8547.N1	26-JUN-2011 07:36:18	Straylight	49.500	31	Alp Gru	1.7340	15200.	99	48742	No
88	GOM_NL__2PRFIN20110626_073904_000000423104_00021_48742_8548.N1	26-JUN-2011 07:39:04	Straylight	42.000	45	Alp Pav	1.9400	26000.	84	48742	No
89	GOM_NL__2PRFIN20110626_074804_000000453104_00021_48742_8549.N1	26-JUN-2011 07:48:04	Twilight	45.000	38	20Eps Sgr	1.8360	11000.	90	48742	No
90	GOM_NL__2PRFIN20110626_074927_000000543104_00021_48742_8550.N1	26-JUN-2011 07:49:27	Bright	54.000	116	19Del Sgr	2.7000	4100.0	108	48742	No
91	GOM_NL__2PRFIN20110626_075133_000000473104_00021_48742_8551.N1	26-JUN-2011 07:51:33	Bright	46.500	155	41Pi Sgr	2.9000	6600.0	93	48742	No
92	GOM_NL__2PRFIN20110626_080006_000000393104_00021_48742_8552.N1	26-JUN-2011 08:00:06	Bright	38.500	126	60Bet Oph	2.7700	4250.0	77	48742	No
93	GOM_NL__2PRFIN20110626_080228_000000383104_00021_48742_8553.N1	26-JUN-2011 08:02:28	Bright	38.000	59	55Alp Oph	2.0800	8900.0	76	48742	No
94	GOM_NL__2PRFIN20110626_081141_000000483104_00021_48742_8554.N1	26-JUN-2011 08:11:41	Bright	47.500	5	3Alp Lyr	0.033000	11000.	95	48742	No
95	GOM_NL__2PRFIN20110626_081358_000000403104_00021_48742_8555.N1	26-JUN-2011 08:13:58	Bright	39.500	130	23Bet Dra	2.7990	5800.0	79	48742	No
96	GOM_NL__2PRFIN20110626_083026_000000693104_00021_48742_8556.N1	26-JUN-2011 08:30:26	Bright	69.000	74	11Bet Cas	2.2680	6600.0	138	48742	No
97	GOM_NL__2PRFIN20110626_083203_000000473104_00021_48742_8557.N1	26-JUN-2011 08:32:03	Bright	47.000	68	18Alp Cas	2.2250	4500.0	94	48742	No
98	GOM_NL__2PRFIN20110626_083439_000000393104_00021_48742_8558.N1	26-JUN-2011 08:34:39	Bright	38.500	160	23Gam Per	2.9300	4700.0	77	48742	No
99	GOM_NL__2PRFIN20110626_083802_000000463104_00021_48742_8559.N1	26-JUN-2011 08:38:02	Bright	45.500	73	57Gam1And	2.2600	13100.	91	48742	No
100	GOM_NL__2PRFIN20110626_084032_000000483104_00021_48742_8560.N1	26-JUN-2011 08:40:32	Twilight	48.000	173	4Bet Tri	3.0040	8900.0	96	48742	No
101	GOM_NL__2PRFIN20110626_084433_000000533104_00021_48742_8561.N1	26-JUN-2011 08:44:33	Dark	52.500	50	13Alp Ari	2.0070	4250.0	105	48742	No

102	GOM_NL__2PRFIN20110626_084926_000000473104_00021_48742_8562.N1	26-JUN-2011 08:49:26	Dark	46.500	94	92Alp Cet	2.5260	3100.0	93	48742	No
103	GOM_NL__2PRFIN20110626_090805_000000483104_00022_48743_8570.N1	26-JUN-2011 09:08:05	Dark	47.500	84	Alp Phe	2.3970	4500.0	95	48743	No
104	GOM_NL__2PRFIN20110626_091434_000000663104_00022_48743_8571.N1	26-JUN-2011 09:14:34	Straylight	66.000	63	Bet Gru	2.1500	2800.0	132	48743	No
105	GOM_NL__2PRFIN20110626_091633_000000513104_00022_48743_8572.N1	26-JUN-2011 09:16:33	Straylight	50.500	31	Alp Gru	1.7340	15200.	101	48743	No
106	GOM_NL__2PRFIN20110626_091918_000000403104_00022_48743_8573.N1	26-JUN-2011 09:19:18	Straylight	40.000	45	Alp Pav	1.9400	26000.	80	48743	No
107	GOM_NL__2PRFIN20110626_092818_000000473104_00022_48743_8574.N1	26-JUN-2011 09:28:18	Twilight_and_stray	46.500	38	20Eps Sgr	1.8360	11000.	93	48743	No
108	GOM_NL__2PRFIN20110626_092941_000000443104_00022_48743_8575.N1	26-JUN-2011 09:29:41	Bright	44.000	116	19Del Sgr	2.7000	4100.0	88	48743	No
109	GOM_NL__2PRFIN20110626_093148_000000473104_00022_48743_8576.N1	26-JUN-2011 09:31:48	Bright	46.500	155	41Pi Sgr	2.9000	6600.0	93	48743	No
110	GOM_NL__2PRFIN20110626_094020_000000393104_00022_48743_8577.N1	26-JUN-2011 09:40:20	Bright	39.000	126	60Bet Oph	2.7700	4250.0	78	48743	No
111	GOM_NL__2PRFIN20110626_094242_000000403104_00022_48743_8578.N1	26-JUN-2011 09:42:42	Bright	40.000	59	55Alp Oph	2.0800	8900.0	80	48743	No
112	GOM_NL__2PRFIN20110626_095154_000000503104_00022_48743_8579.N1	26-JUN-2011 09:51:54	Bright	49.500	5	3Alp Lyr	0.033000	11000.	99	48743	No
113	GOM_NL__2PRFIN20110626_095412_000000393104_00022_48743_8580.N1	26-JUN-2011 09:54:12	Bright	38.500	130	23Bet Dra	2.7990	5800.0	77	48743	No
114	GOM_NL__2PRFIN20110626_101040_000000483104_00022_48743_8581.N1	26-JUN-2011 10:10:40	Bright	47.500	74	11Bet Cas	2.2680	6600.0	95	48743	No
115	GOM_NL__2PRFIN20110626_101217_000000553104_00022_48743_8582.N1	26-JUN-2011 10:12:17	Bright	54.500	68	18Alp Cas	2.2250	4500.0	109	48743	No
116	GOM_NL__2PRFIN20110626_101453_000000513104_00022_48743_8583.N1	26-JUN-2011 10:14:53	Bright	51.000	160	23Gam Per	2.9300	4700.0	102	48743	No
117	GOM_NL__2PRFIN20110626_101816_000000483104_00022_48743_8584.N1	26-JUN-2011 10:18:16	Bright	48.000	73	57Gam1And	2.2600	13100.	96	48743	No
118	GOM_NL__2PRFIN20110626_102046_000000483104_00022_48743_8585.N1	26-JUN-2011 10:20:46	Twilight_and_stray	47.500	173	4Bet Tri	3.0040	8900.0	95	48743	No
119	GOM_NL__2PRFIN20110626_102447_000000543104_00022_48743_8586.N1	26-JUN-2011 10:24:47	Dark	53.500	50	13Alp Ari	2.0070	4250.0	107	48743	No
120	GOM_NL__2PRFIN20110626_102941_000000473104_00022_48743_8587.N1	26-JUN-2011 10:29:41	Dark	47.000	94	92Alp Cet	2.5260	3100.0	94	48743	No
121	GOM_NL__2PRFIN20110626_104820_000000523104_00023_48744_8593.N1	26-JUN-2011 10:48:20	Dark	52.000	84	Alp Phe	2.3970	4500.0	104	48744	No
122	GOM_NL__2PRFIN20110626_105448_000000543104_00023_48744_8594.N1	26-JUN-2011 10:54:48	Straylight	53.500	63	Bet Gru	2.1500	2800.0	107	48744	No
123	GOM_NL__2PRFIN20110626_105648_000000503104_00023_48744_8595.N1	26-JUN-2011 10:56:48	Straylight	49.500	31	Alp Gru	1.7340	15200.	99	48744	No
124	GOM_NL__2PRFIN20110626_105933_000000443104_00023_48744_8596.N1	26-JUN-2011 10:59:33	Straylight	44.000	45	Alp Pav	1.9400	26000.	88	48744	No
125	GOM_NL__2PRFIN20110626_110832_000000463104_00023_48744_8597.N1	26-JUN-2011 11:08:32	Twilight_and_stray	45.500	38	20Eps Sgr	1.8360	11000.	91	48744	No
126	GOM_NL__2PRFIN20110626_110955_000000573104_00023_48744_8598.N1	26-JUN-2011 11:09:55	Bright	57.000	116	19Del Sgr	2.7000	4100.0	114	48744	No
127	GOM_NL__2PRFIN20110626_111202_000000473104_00023_48744_8599.N1	26-JUN-2011 11:12:02	Bright	47.000	155	41Pi Sgr	2.9000	6600.0	94	48744	No
128	GOM_NL__2PRFIN20110626_112034_000000403104_00023_48744_8600.N1	26-JUN-2011 11:20:34	Bright	40.000	126	60Bet Oph	2.7700	4250.0	80	48744	No
129	GOM_NL__2PRFIN20110626_112255_000000383104_00023_48744_8601.N1	26-JUN-2011 11:22:55	Bright	38.000	59	55Alp Oph	2.0800	8900.0	76	48744	No
130	GOM_NL__2PRFIN20110626_113207_000000503104_00023_48744_8602.N1	26-JUN-2011 11:32:07	Bright	49.500	5	3Alp Lyr	0.033000	11000.	99	48744	No
131	GOM_NL__2PRFIN20110626_113426_000000383104_00023_48744_8603.N1	26-JUN-2011 11:34:26	Bright	37.500	130	23Bet Dra	2.7990	5800.0	75	48744	No
132	GOM_NL__2PRFIN20110626_115053_000000693104_00023_48744_8604.N1	26-JUN-2011 11:50:53	Bright	69.000	74	11Bet Cas	2.2680	6600.0	138	48744	No
133	GOM_NL__2PRFIN20110626_115230_000000473104_00023_48744_8605.N1	26-JUN-2011 11:52:30	Bright	47.000	68	18Alp Cas	2.2250	4500.0	94	48744	No
134	GOM_NL__2PRFIN20110626_115507_000000363104_00023_48744_8606.N1	26-JUN-2011 11:55:07	Bright	35.500	160	23Gam Per	2.9300	4700.0	71	48744	No
135	GOM_NL__2PRFIN20110626_115830_000000473104_00023_48744_8607.N1	26-JUN-2011 11:58:30	Bright	46.500	73	57Gam1And	2.2600	13100.	93	48744	No
136	GOM_NL__2PRFIN20110626_120100_000000483104_00023_48744_8608.N1	26-JUN-2011 12:01:00	Twilight_and_stray	47.500	173	4Bet Tri	3.0040	8900.0	95	48744	No
137	GOM_NL__2PRFIN20110626_120501_000000553104_00023_48744_8609.N1	26-JUN-2011 12:05:01	Dark	55.000	50	13Alp Ari	2.0070	4250.0	110	48744	No
138	GOM_NL__2PRFIN20110626_120955_000000473104_00023_48744_8610.N1	26-JUN-2011 12:09:55	Dark	46.500	94	92Alp Cet	2.5260	3100.0	93	48744	No
139	GOM_NL__2PRFIN20110626_122835_000000573104_00024_48745_8633.N1	26-JUN-2011 12:28:35	Dark	56.500	84	Alp Phe	2.3970	4500.0	113	48745	No
140	GOM_NL__2PRFIN20110626_123504_000000523104_00024_48745_8634.N1	26-JUN-2011 12:35:04	Straylight	52.000	63	Bet Gru	2.1500	2800.0	104	48745	No
141	GOM_NL__2PRFIN20110626_123703_000000503104_00024_48745_8635.N1	26-JUN-2011 12:37:03	Straylight	49.500	31	Alp Gru	1.7340	15200.	99	48745	No
142	GOM_NL__2PRFIN20110626_123947_000000423104_00024_48745_8636.N1	26-JUN-2011 12:39:47	Straylight	41.500	45	Alp Pav	1.9400	26000.	83	48745	No
143	GOM_NL__2PRFIN20110626_124846_000000433104_00024_48745_8637.N1	26-JUN-2011 12:48:46	Twilight_and_stray	43.000	38	20Eps Sgr	1.8360	11000.	86	48745	No
144	GOM_NL__2PRFIN20110626_125009_000000483104_00024_48745_8638.N1	26-JUN-2011 12:50:09	Bright	48.000	116	19Del Sgr	2.7000	4100.0	96	48745	No
145	GOM_NL__2PRFIN20110626_125216_000000473104_00024_48745_8639.N1	26-JUN-2011 12:52:16	Bright	46.500	155	41Pi Sgr	2.9000	6600.0	93	48745	No
146	GOM_NL__2PRFIN20110626_130048_000000393104_00024_48745_8640.N1	26-JUN-2011 13:00:48	Bright	39.000	126	60Bet Oph	2.7700	4250.0	78	48745	No
147	GOM_NL__2PRFIN20110626_130309_000000373104_00024_48745_8641.N1	26-JUN-2011 13:03:09	Bright	37.000	59	55Alp Oph	2.0800	8900.0	74	48745	No
148	GOM_NL__2PRFIN20110626_131221_000000413104_00024_48745_8642.N1	26-JUN-2011 13:12:21	Bright	41.000	5	3Alp Lyr	0.033000	11000.	82	48745	No
149	GOM_NL__2PRFIN20110626_131440_000000403104_00024_48745_8643.N1	26-JUN-2011 13:14:40	Bright	39.500	130	23Bet Dra	2.7990	5800.0	79	48745	No
150	GOM_NL__2PRFIN20110626_133107_000000443104_00024_48745_8644.N1	26-JUN-2011 13:31:07	Bright	44.000	74	11Bet Cas	2.2680	6600.0	88	48745	No
151	GOM_NL__2PRFIN20110626_133244_000000483104_00024_48745_8645.N1	26-JUN-2011 13:32:44	Bright	48.000	68	18Alp Cas	2.2250	4500.0	96	48745	No
152	GOM_NL__2PRFIN20110626_133520_000000553104_00024_48745_8646.N1	26-JUN-2011 13:35:20	Bright	55.000	160	23Gam Per	2.9300	4700.0	110	48745	No
153	GOM_NL__2PRFIN20110626_133844_000000483104_00024_48745_8647.N1	26-JUN-2011 13:38:44	Bright	47.500	73	57Gam1And	2.2600	13100.	95	48745	No
154	GOM_NL__2PRFIN20110626_134114_000000483104_00024_48745_8648.N1	26-JUN-2011 13:41:14	Twilight_and_stray	48.000	173	4Bet Tri	3.0040	8900.0	96	48745	No
155	GOM_NL__2PRFIN20110626_134516_000000523104_00024_48745_8649.N1	26-JUN-2011 13:45:16	Dark	52.000	50	13Alp Ari	2.0070	4250.0	104	48745	No
156	GOM_NL__2PRFIN20110626_135009_000000483104_00024_48745_8650.N1	26-JUN-2011 13:50:09	Dark	48.000	94	92Alp Cet	2.5260	3100.0	96	48745	No
157	GOM_NL__2PRFIN20110626_140850_000000593104_00025_48746_8666.N1	26-JUN-2011 14:08:50	Dark	58.500	84	Alp Phe	2.3970	4500.0	117	48746	No
158	GOM_NL__2PRFIN20110626_141518_000000523104_00025_48746_8667.N1	26-JUN-2011 14:15:18	Straylight	52.000	63	Bet Gru	2.1500	2800.0	104	48746	No
159	GOM_NL__2PRFIN20110626_141718_000000523104_00025_48746_8668.N1	26-JUN-2011 14:17:18	Straylight	52.000	31	Alp Gru	1.7340	15200.	104	48746	No
160	GOM_NL__2PRFIN20110626_142002_000000413104_00025_48746_8669.N1	26-JUN-2011 14:20:02	Straylight	41.000	45	Alp Pav	1.9400	26000.	82	48746	No

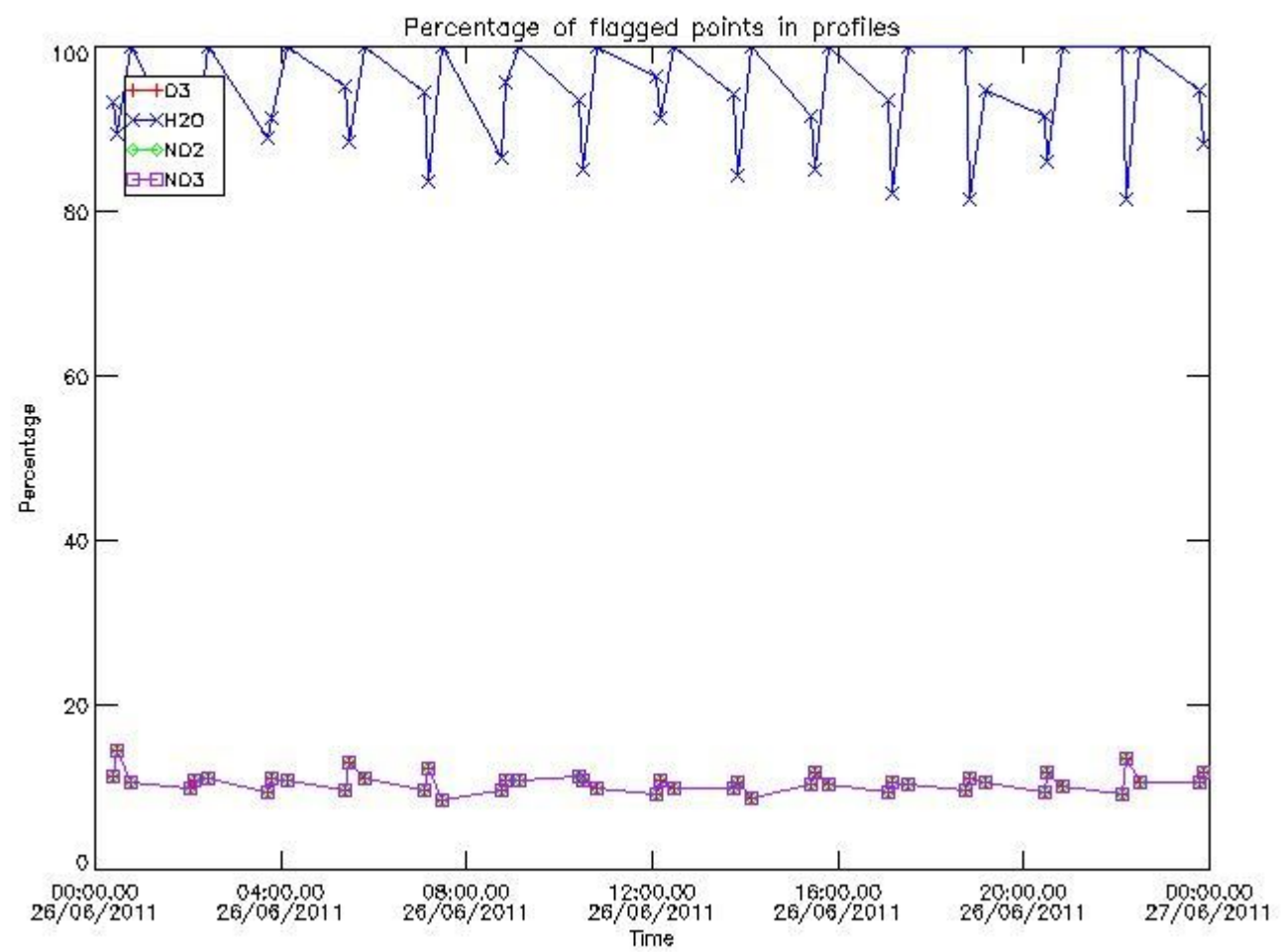
161	GOM_NL__2PRFIN20110626_142901_000000453104_00025_48746_8670.N1	26-JUN-2011 14:29:01	Twilight	44.500	38	20Eps Sgr	1.8360	11000.	89	48746	No
162	GOM_NL__2PRFIN20110626_143023_000000493104_00025_48746_8671.N1	26-JUN-2011 14:30:23	Bright	49.000	116	19Del Sgr	2.7000	4100.0	98	48746	No
163	GOM_NL__2PRFIN20110626_143230_000000483104_00025_48746_8672.N1	26-JUN-2011 14:32:30	Bright	47.500	155	41Pi Sgr	2.9000	6600.0	95	48746	No
164	GOM_NL__2PRFIN20110626_144102_000000393104_00025_48746_8673.N1	26-JUN-2011 14:41:02	Bright	39.000	126	60Bet Oph	2.7700	4250.0	78	48746	No
165	GOM_NL__2PRFIN20110626_144323_000000403104_00025_48746_8674.N1	26-JUN-2011 14:43:23	Bright	39.500	59	55Alp Oph	2.0800	8900.0	79	48746	No
166	GOM_NL__2PRFIN20110626_145234_000000423104_00025_48746_8675.N1	26-JUN-2011 14:52:34	Bright	42.000	5	3Alp Lyr	0.033000	11000.	84	48746	No
167	GOM_NL__2PRFIN20110626_145453_000000393104_00025_48746_8676.N1	26-JUN-2011 14:54:53	Bright	38.500	130	23Bet Dra	2.7990	5800.0	77	48746	No
168	GOM_NL__2PRFIN20110626_151121_000000463104_00025_48746_8677.N1	26-JUN-2011 15:11:21	Bright	46.000	74	11Bet Cas	2.2680	6600.0	92	48746	No
169	GOM_NL__2PRFIN20110626_151258_000000493104_00025_48746_8678.N1	26-JUN-2011 15:12:58	Bright	48.500	68	18Alp Cas	2.2250	4500.0	97	48746	No
170	GOM_NL__2PRFIN20110626_151534_000000383104_00025_48746_8679.N1	26-JUN-2011 15:15:34	Bright	37.500	160	23Gam Per	2.9300	4700.0	75	48746	No
171	GOM_NL__2PRFIN20110626_151857_000000583104_00025_48746_8680.N1	26-JUN-2011 15:18:57	Bright	58.000	73	57Gam1And	2.2600	13100.	116	48746	No
172	GOM_NL__2PRFIN20110626_152128_000000463104_00025_48746_8681.N1	26-JUN-2011 15:21:28	Twilight	46.000	173	4Bet Tri	3.0040	8900.0	92	48746	No
173	GOM_NL__2PRFIN20110626_152530_000000543104_00025_48746_8682.N1	26-JUN-2011 15:25:30	Dark	54.000	50	13Alp Ari	2.0070	4250.0	108	48746	No
174	GOM_NL__2PRFIN20110626_153024_000000483104_00025_48746_8683.N1	26-JUN-2011 15:30:24	Dark	47.500	94	92Alp Cet	2.5260	3100.0	95	48746	No
175	GOM_NL__2PRFIN20110626_154905_000000493104_00026_48747_8724.N1	26-JUN-2011 15:49:05	Dark	49.000	84	Alp Phe	2.3970	4500.0	98	48747	No
176	GOM_NL__2PRFIN20110626_155533_000000563104_00026_48747_8725.N1	26-JUN-2011 15:55:33	Straylight	56.000	63	Bet Gru	2.1500	2800.0	112	48747	No
177	GOM_NL__2PRFIN20110626_155733_000000493104_00026_48747_8726.N1	26-JUN-2011 15:57:33	Straylight	48.500	31	Alp Gru	1.7340	15200.	97	48747	No
178	GOM_NL__2PRFIN20110626_160016_000000433104_00026_48747_8727.N1	26-JUN-2011 16:00:16	Straylight	43.000	45	Alp Pav	1.9400	26000.	86	48747	No
179	GOM_NL__2PRFIN20110626_160915_000000473104_00026_48747_8728.N1	26-JUN-2011 16:09:15	Twilight	46.500	38	20Eps Sgr	1.8360	11000.	93	48747	No
180	GOM_NL__2PRFIN20110626_161038_000000513104_00026_48747_8729.N1	26-JUN-2011 16:10:38	Bright	51.000	116	19Del Sgr	2.7000	4100.0	102	48747	No
181	GOM_NL__2PRFIN20110626_161244_000000483104_00026_48747_8730.N1	26-JUN-2011 16:12:44	Bright	48.000	155	41Pi Sgr	2.9000	6600.0	96	48747	No
182	GOM_NL__2PRFIN20110626_162116_000000383104_00026_48747_8731.N1	26-JUN-2011 16:21:16	Bright	38.000	126	60Bet Oph	2.7700	4250.0	76	48747	No
183	GOM_NL__2PRFIN20110626_162337_000000403104_00026_48747_8732.N1	26-JUN-2011 16:23:37	Bright	39.500	59	55Alp Oph	2.0800	8900.0	79	48747	No
184	GOM_NL__2PRFIN20110626_163247_000000473104_00026_48747_8733.N1	26-JUN-2011 16:32:47	Bright	46.500	5	3Alp Lyr	0.033000	11000.	93	48747	No
185	GOM_NL__2PRFIN20110626_163507_000000403104_00026_48747_8734.N1	26-JUN-2011 16:35:07	Bright	40.000	130	23Bet Dra	2.7990	5800.0	80	48747	No
186	GOM_NL__2PRFIN20110626_165134_000000473104_00026_48747_8735.N1	26-JUN-2011 16:51:34	Bright	46.500	74	11Bet Cas	2.2680	6600.0	93	48747	No
187	GOM_NL__2PRFIN20110626_165311_000000473104_00026_48747_8736.N1	26-JUN-2011 16:53:11	Bright	47.000	68	18Alp Cas	2.2250	4500.0	94	48747	No
188	GOM_NL__2PRFIN20110626_165548_000000353104_00026_48747_8737.N1	26-JUN-2011 16:55:48	Bright	35.000	160	23Gam Per	2.9300	4700.0	70	48747	No
189	GOM_NL__2PRFIN20110626_165911_000000553104_00026_48747_8738.N1	26-JUN-2011 16:59:11	Bright	54.500	73	57Gam1And	2.2600	13100.	109	48747	No
190	GOM_NL__2PRFIN20110626_170142_000000473104_00026_48747_8739.N1	26-JUN-2011 17:01:42	Twilight	46.500	173	4Bet Tri	3.0040	8900.0	93	48747	No
191	GOM_NL__2PRFIN20110626_170544_000000543104_00026_48747_8740.N1	26-JUN-2011 17:05:44	Dark	54.000	50	13Alp Ari	2.0070	4250.0	108	48747	No
192	GOM_NL__2PRFIN20110626_171038_000000483104_00026_48747_8741.N1	26-JUN-2011 17:10:38	Dark	48.000	94	92Alp Cet	2.5260	3100.0	96	48747	No
193	GOM_NL__2PRFIN20110626_172919_000000493104_00027_48748_8756.N1	26-JUN-2011 17:29:19	Dark	49.000	84	Alp Phe	2.3970	4500.0	98	48748	No
194	GOM_NL__2PRFIN20110626_173549_000000543104_00027_48748_8757.N1	26-JUN-2011 17:35:49	Straylight	53.500	63	Bet Gru	2.1500	2800.0	107	48748	No
195	GOM_NL__2PRFIN20110626_173748_000000513104_00027_48748_8758.N1	26-JUN-2011 17:37:48	Straylight	50.500	31	Alp Gru	1.7340	15200.	101	48748	No
196	GOM_NL__2PRFIN20110626_174031_000000413104_00027_48748_8759.N1	26-JUN-2011 17:40:31	Straylight	41.000	45	Alp Pav	1.9400	26000.	82	48748	No
197	GOM_NL__2PRFIN20110626_174929_000000413104_00027_48748_8760.N1	26-JUN-2011 17:49:29	Twilight	41.000	38	20Eps Sgr	1.8360	11000.	82	48748	No
198	GOM_NL__2PRFIN20110626_175052_000000533104_00027_48748_8761.N1	26-JUN-2011 17:50:52	Bright	53.000	116	19Del Sgr	2.7000	4100.0	106	48748	No
199	GOM_NL__2PRFIN20110626_175258_000000473104_00027_48748_8762.N1	26-JUN-2011 17:52:58	Bright	47.000	155	41Pi Sgr	2.9000	6600.0	94	48748	No
200	GOM_NL__2PRFIN20110626_180130_000000393104_00027_48748_8763.N1	26-JUN-2011 18:01:30	Bright	39.000	126	60Bet Oph	2.7700	4250.0	78	48748	No
201	GOM_NL__2PRFIN20110626_180351_000000393104_00027_48748_8764.N1	26-JUN-2011 18:03:51	Bright	39.000	59	55Alp Oph	2.0800	8900.0	78	48748	No
202	GOM_NL__2PRFIN20110626_181301_000000433104_00027_48748_8765.N1	26-JUN-2011 18:13:01	Bright	43.000	5	3Alp Lyr	0.033000	11000.	86	48748	No
203	GOM_NL__2PRFIN20110626_181521_000000393104_00027_48748_8766.N1	26-JUN-2011 18:15:21	Bright	39.000	130	23Bet Dra	2.7990	5800.0	78	48748	No
204	GOM_NL__2PRFIN20110626_183147_000000613104_00027_48748_8767.N1	26-JUN-2011 18:31:47	Bright	60.500	74	11Bet Cas	2.2680	6600.0	121	48748	No
205	GOM_NL__2PRFIN20110626_183324_000000573104_00027_48748_8768.N1	26-JUN-2011 18:33:24	Bright	57.000	68	18Alp Cas	2.2250	4500.0	114	48748	No
206	GOM_NL__2PRFIN20110626_183602_000000553104_00027_48748_8769.N1	26-JUN-2011 18:36:02	Bright	55.000	160	23Gam Per	2.9300	4700.0	110	48748	No
207	GOM_NL__2PRFIN20110626_183925_000000483104_00027_48748_8770.N1	26-JUN-2011 18:39:25	Bright	48.000	73	57Gam1And	2.2600	13100.	96	48748	No
208	GOM_NL__2PRFIN20110626_184157_000000483104_00027_48748_8771.N1	26-JUN-2011 18:41:57	Twilight	47.500	173	4Bet Tri	3.0040	8900.0	95	48748	No
209	GOM_NL__2PRFIN20110626_184558_000000533104_00027_48748_8772.N1	26-JUN-2011 18:45:58	Dark	53.000	50	13Alp Ari	2.0070	4250.0	106	48748	No
210	GOM_NL__2PRFIN20110626_185052_000000463104_00027_48748_8773.N1	26-JUN-2011 18:50:52	Dark	46.000	94	92Alp Cet	2.5260	3100.0	92	48748	No
211	GOM_NL__2PRFIN20110626_190935_000000493104_00028_48749_8786.N1	26-JUN-2011 19:09:35	Dark	48.500	84	Alp Phe	2.3970	4500.0	97	48749	No
212	GOM_NL__2PRFIN20110626_191603_000000553104_00028_48749_8787.N1	26-JUN-2011 19:16:03	Straylight	54.500	63	Bet Gru	2.1500	2800.0	109	48749	No
213	GOM_NL__2PRFIN20110626_191803_000000483104_00028_48749_8788.N1	26-JUN-2011 19:18:03	Straylight	47.500	31	Alp Gru	1.7340	15200.	95	48749	No
214	GOM_NL__2PRFIN20110626_192046_000000413104_00028_48749_8789.N1	26-JUN-2011 19:20:46	Straylight	40.500	45	Alp Pav	1.9400	26000.	81	48749	No
215	GOM_NL__2PRFIN20110626_192944_000000453104_00028_48749_8790.N1	26-JUN-2011 19:29:44	Twilight	45.000	38	20Eps Sgr	1.8360	11000.	90	48749	No
216	GOM_NL__2PRFIN20110626_193106_000000573104_00028_48749_8791.N1	26-JUN-2011 19:31:06	Bright	57.000	116	19Del Sgr	2.7000	4100.0	114	48749	No
217	GOM_NL__2PRFIN20110626_193312_000000483104_00028_48749_8792.N1	26-JUN-2011 19:33:12	Bright	48.000	155	41Pi Sgr	2.9000	6600.0	96	48749	No
218	GOM_NL__2PRFIN20110626_194144_000000393104_00028_48749_8793.N1	26-JUN-2011 19:41:44	Bright	38.500	126	60Bet Oph	2.7700	4250.0	77	48749	No
219	GOM_NL__2PRFIN20110626_194405_000000393104_00028_48749_8794.N1	26-JUN-2011 19:44:05	Bright	38.500	59	55Alp Oph	2.0800	8900.0	77	48749	No

220	GOM_NL__2PRFIN20110626_195314_000000433104_00028_48749_8795.N1	26-JUN-2011 19:53:14	Bright	42.500	5	3Alp Lyr	0.033000	11000.	85	48749	No
221	GOM_NL__2PRFIN20110626_195535_000000393104_00028_48749_8796.N1	26-JUN-2011 19:55:35	Bright	38.500	130	23Bet Dra	2.7990	5800.0	77	48749	No
222	GOM_NL__2PRFIN20110626_201201_000000453104_00028_48749_8797.N1	26-JUN-2011 20:12:01	Bright	44.500	74	11Bet Cas	2.2680	6600.0	89	48749	No
223	GOM_NL__2PRFIN20110626_201338_000000483104_00028_48749_8798.N1	26-JUN-2011 20:13:38	Bright	47.500	68	18Alp Cas	2.2250	4500.0	95	48749	No
224	GOM_NL__2PRFIN20110626_201616_000000363104_00028_48749_8799.N1	26-JUN-2011 20:16:16	Bright	36.000	160	23Gam Per	2.9300	4700.0	72	48749	No
225	GOM_NL__2PRFIN20110626_201939_000000463104_00028_48749_8800.N1	26-JUN-2011 20:19:39	Bright	45.500	73	57Gam1And	2.2600	13100.	91	48749	No
226	GOM_NL__2PRFIN20110626_202210_000000473104_00028_48749_8801.N1	26-JUN-2011 20:22:10	Tw_i_and_stray	47.000	173	4Bet Tri	3.0040	8900.0	94	48749	No
227	GOM_NL__2PRFIN20110626_202613_000000553104_00028_48749_8802.N1	26-JUN-2011 20:26:13	Dark	54.500	50	13Alp Ari	2.0070	4250.0	109	48749	No
228	GOM_NL__2PRFIN20110626_203107_000000443104_00028_48749_8803.N1	26-JUN-2011 20:31:07	Dark	43.500	94	92Alp Cet	2.5260	3100.0	87	48749	No
229	GOM_NL__2PRFIN20110626_204950_000000503104_00029_48750_8817.N1	26-JUN-2011 20:49:50	Dark	50.000	84	Alp Phe	2.3970	4500.0	100	48750	No
230	GOM_NL__2PRFIN20110626_205618_000000533104_00029_48750_8818.N1	26-JUN-2011 20:56:18	Straylight	53.000	63	Bet Gru	2.1500	2800.0	106	48750	No
231	GOM_NL__2PRFIN20110626_205817_000000503104_00029_48750_8819.N1	26-JUN-2011 20:58:17	Straylight	49.500	31	Alp Gru	1.7340	15200.	99	48750	No
232	GOM_NL__2PRFIN20110626_210100_000000403104_00029_48750_8820.N1	26-JUN-2011 21:01:00	Straylight	40.000	45	Alp Pav	1.9400	26000.	80	48750	No
233	GOM_NL__2PRFIN20110626_210958_000000453104_00029_48750_8821.N1	26-JUN-2011 21:09:58	Tw_i_and_stray	45.000	38	20Eps Sgr	1.8360	11000.	90	48750	No
234	GOM_NL__2PRFIN20110626_211120_000000553104_00029_48750_8822.N1	26-JUN-2011 21:11:20	Bright	54.500	116	19Del Sgr	2.7000	4100.0	109	48750	No
235	GOM_NL__2PRFIN20110626_211327_000000473104_00029_48750_8823.N1	26-JUN-2011 21:13:27	Bright	46.500	155	41Pi Sgr	2.9000	6600.0	93	48750	No
236	GOM_NL__2PRFIN20110626_212158_000000393104_00029_48750_8824.N1	26-JUN-2011 21:21:58	Bright	38.500	126	60Bet Oph	2.7700	4250.0	77	48750	No
237	GOM_NL__2PRFIN20110626_212419_000000383104_00029_48750_8825.N1	26-JUN-2011 21:24:19	Bright	38.000	59	55Alp Oph	2.0800	8900.0	76	48750	No
238	GOM_NL__2PRFIN20110626_213327_000000423104_00029_48750_8826.N1	26-JUN-2011 21:33:27	Bright	42.000	5	3Alp Lyr	0.033000	11000.	84	48750	No
239	GOM_NL__2PRFIN20110626_213548_000000403104_00029_48750_8827.N1	26-JUN-2011 21:35:48	Bright	39.500	130	23Bet Dra	2.7990	5800.0	79	48750	No
240	GOM_NL__2PRFIN20110626_215214_000000473104_00029_48750_8828.N1	26-JUN-2011 21:52:14	Bright	46.500	74	11Bet Cas	2.2680	6600.0	93	48750	No
241	GOM_NL__2PRFIN20110626_215352_000000473104_00029_48750_8829.N1	26-JUN-2011 21:53:52	Bright	47.000	68	18Alp Cas	2.2250	4500.0	94	48750	No
242	GOM_NL__2PRFIN20110626_215630_000000553104_00029_48750_8830.N1	26-JUN-2011 21:56:30	Bright	55.000	160	23Gam Per	2.9300	4700.0	110	48750	No
243	GOM_NL__2PRFIN20110626_215953_000000463104_00029_48750_8831.N1	26-JUN-2011 21:59:53	Bright	45.500	73	57Gam1And	2.2600	13100.	91	48750	No
244	GOM_NL__2PRFIN20110626_220225_000000473104_00029_48750_8832.N1	26-JUN-2011 22:02:25	Tw_i_and_stray	47.000	173	4Bet Tri	3.0040	8900.0	94	48750	No
245	GOM_NL__2PRFIN20110626_220627_000000563104_00029_48750_8833.N1	26-JUN-2011 22:06:27	Dark	55.500	50	13Alp Ari	2.0070	4250.0	111	48750	No
246	GOM_NL__2PRFIN20110626_221121_000000383104_00029_48750_8834.N1	26-JUN-2011 22:11:21	Dark	37.500	94	92Alp Cet	2.5260	3100.0	75	48750	No
247	GOM_NL__2PRFIN20110626_223004_000000483104_00030_48751_8828.N1	26-JUN-2011 22:30:04	Dark	48.000	84	Alp Phe	2.3970	4500.0	96	48751	No
248	GOM_NL__2PRFIN20110626_223633_000000493104_00030_48751_8829.N1	26-JUN-2011 22:36:33	Straylight	49.000	63	Bet Gru	2.1500	2800.0	98	48751	No
249	GOM_NL__2PRFIN20110626_223832_000000503104_00030_48751_8830.N1	26-JUN-2011 22:38:32	Straylight	49.500	31	Alp Gru	1.7340	15200.	99	48751	No
250	GOM_NL__2PRFIN20110626_224114_000000413104_00030_48751_8831.N1	26-JUN-2011 22:41:14	Straylight	40.500	45	Alp Pav	1.9400	26000.	81	48751	No
251	GOM_NL__2PRFIN20110626_225012_000000463104_00030_48751_8832.N1	26-JUN-2011 22:50:12	Tw_i_and_stray	45.500	38	20Eps Sgr	1.8360	11000.	91	48751	No
252	GOM_NL__2PRFIN20110626_225135_000000563104_00030_48751_8833.N1	26-JUN-2011 22:51:35	Bright	55.500	116	19Del Sgr	2.7000	4100.0	111	48751	No
253	GOM_NL__2PRFIN20110626_225341_000000473104_00030_48751_8834.N1	26-JUN-2011 22:53:41	Bright	46.500	155	41Pi Sgr	2.9000	6600.0	93	48751	No
254	GOM_NL__2PRFIN20110626_230212_000000393104_00030_48751_8835.N1	26-JUN-2011 23:02:12	Bright	38.500	126	60Bet Oph	2.7700	4250.0	77	48751	No
255	GOM_NL__2PRFIN20110626_230432_000000383104_00030_48751_8836.N1	26-JUN-2011 23:04:32	Bright	37.500	59	55Alp Oph	2.0800	8900.0	75	48751	No
256	GOM_NL__2PRFIN20110626_231341_000000513104_00030_48751_8837.N1	26-JUN-2011 23:13:41	Bright	50.500	5	3Alp Lyr	0.033000	11000.	101	48751	No
257	GOM_NL__2PRFIN20110626_231602_000000363104_00030_48751_8838.N1	26-JUN-2011 23:16:02	Bright	35.500	130	23Bet Dra	2.7990	5800.0	71	48751	No
258	GOM_NL__2PRFIN20110626_233228_000000533104_00030_48751_8839.N1	26-JUN-2011 23:32:28	Bright	53.000	74	11Bet Cas	2.2680	6600.0	106	48751	No
259	GOM_NL__2PRFIN20110626_233405_000000493104_00030_48751_8840.N1	26-JUN-2011 23:34:05	Bright	48.500	68	18Alp Cas	2.2250	4500.0	97	48751	No
260	GOM_NL__2PRFIN20110626_233644_000000553104_00030_48751_8841.N1	26-JUN-2011 23:36:44	Bright	55.000	160	23Gam Per	2.9300	4700.0	110	48751	No
261	GOM_NL__2PRFIN20110626_234007_000000463104_00030_48751_8842.N1	26-JUN-2011 23:40:07	Bright	45.500	73	57Gam1And	2.2600	13100.	91	48751	No
262	GOM_NL__2PRFIN20110626_234239_000000473104_00030_48751_8843.N1	26-JUN-2011 23:42:39	Tw_i_and_stray	47.000	173	4Bet Tri	3.0040	8900.0	94	48751	No
263	GOM_NL__2PRFIN20110626_234641_000000493104_00030_48751_8844.N1	26-JUN-2011 23:46:41	Dark	48.500	50	13Alp Ari	2.0070	4250.0	97	48751	No
264	GOM_NL__2PRFIN20110626_235135_000000433104_00030_48751_8845.N1	26-JUN-2011 23:51:35	Dark	42.500	94	92Alp Cet	2.5260	3100.0	85	48751	No

3. Quality information per product

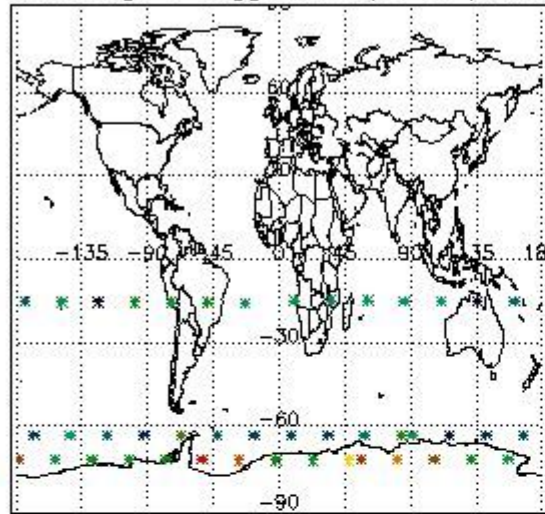
In this section it is plotted some information contained in the Quality Summary data set of the level 2 products. Only products in dark limb conditions and without errors (error flag in the MPH set to "0") are used.

3.1 Plot quality information per product (time dependant)

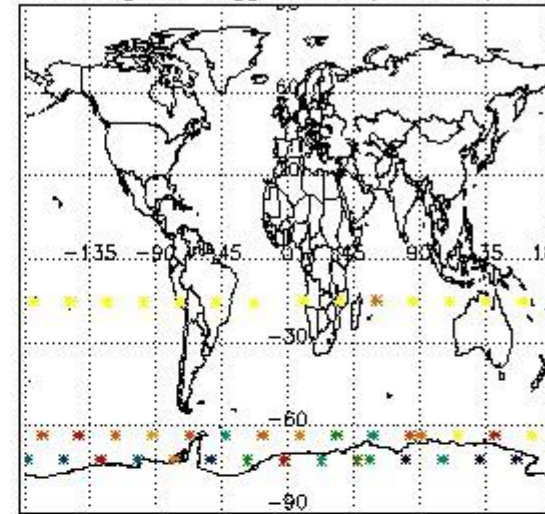


3.2 Plot quality information per product (world map)

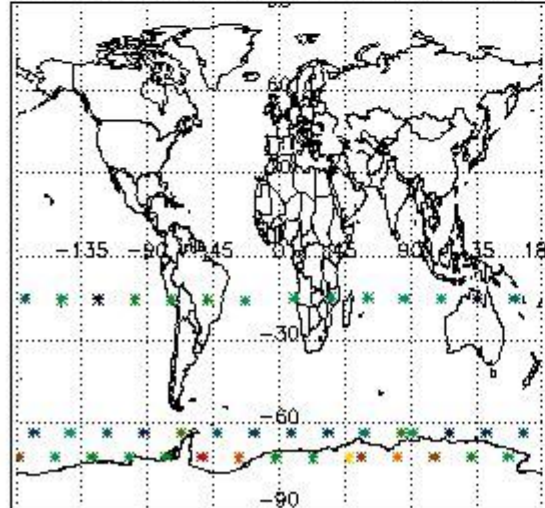
Percentage of flagged data per O3 profile



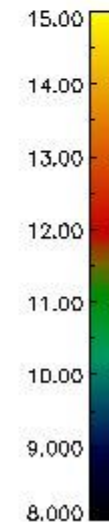
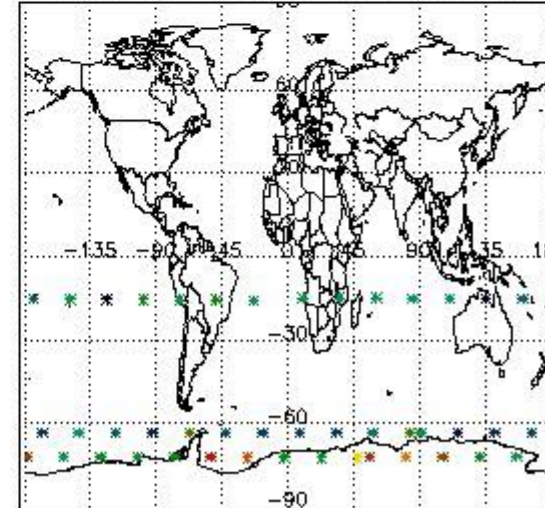
Percentage of flagged data per H2O profile



Percentage of flagged data per NO2 profile



Percentage of flagged data per NO3 profile

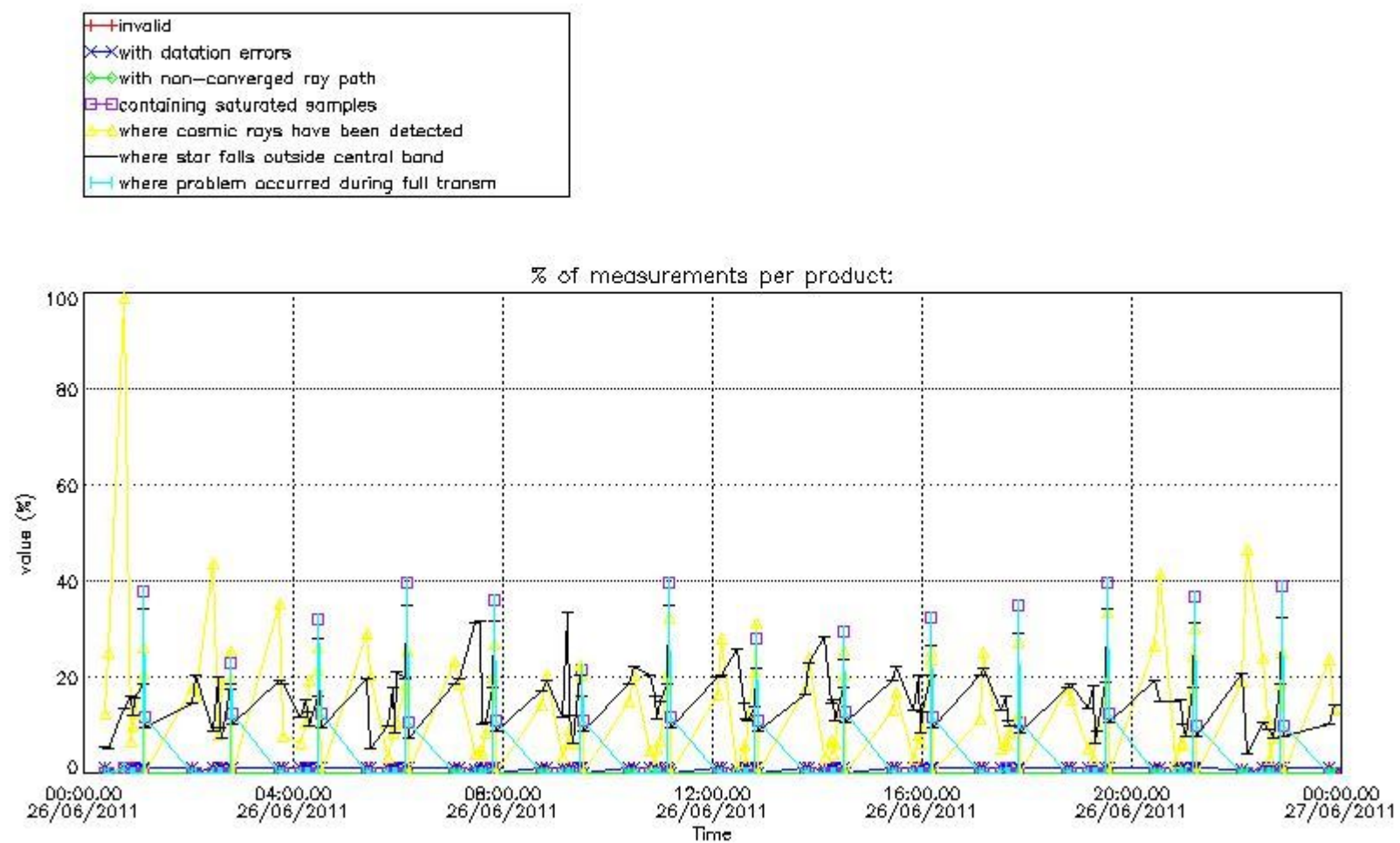


4. Level 1 quality information per product

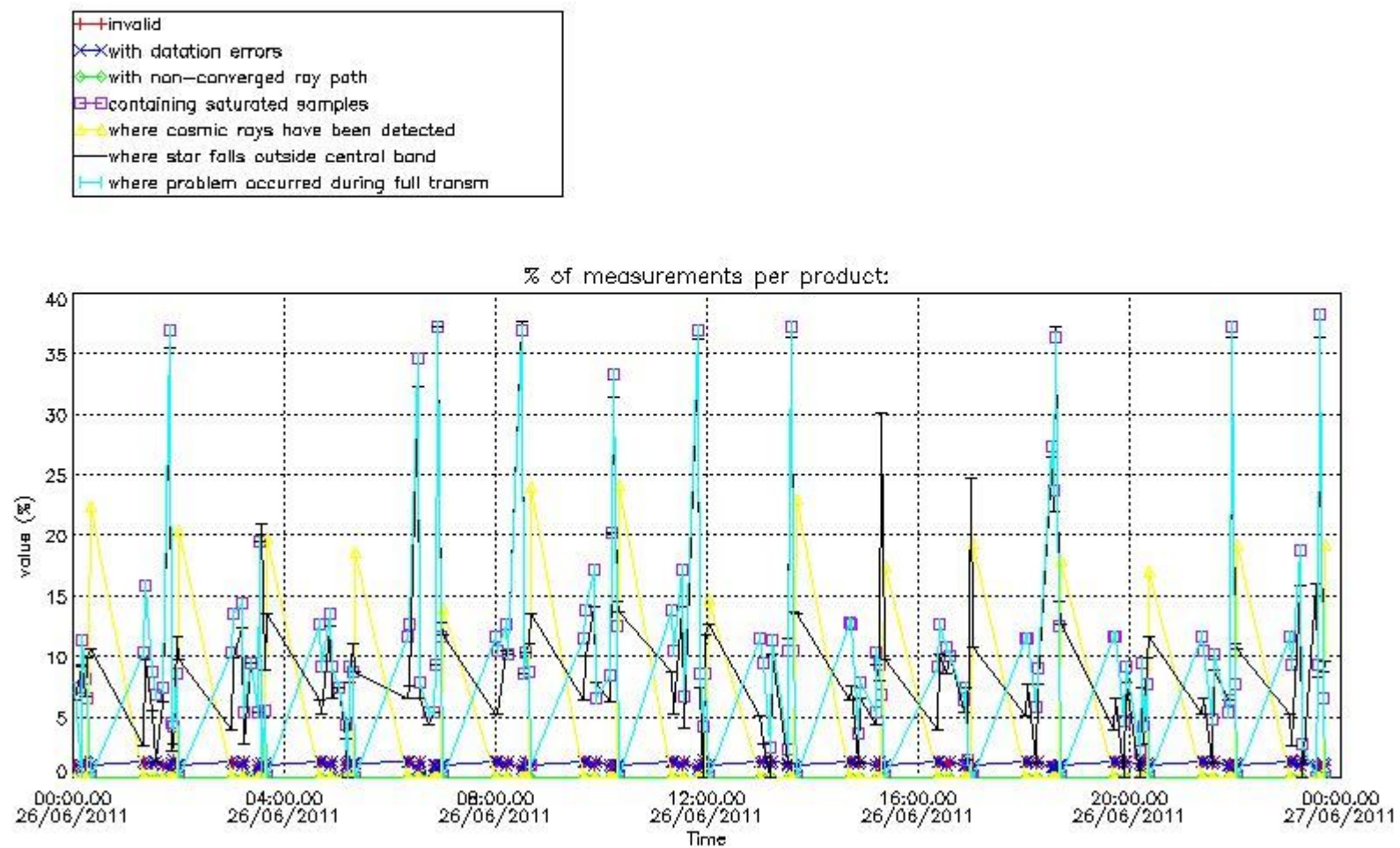
In this section it is plotted some information contained in the Quality Summary data set of the level 2 products that comes from the level 1b processing. Products without errors (error flag in the MPH set to "0") are used.

4.1 Plot quality information per product (time dependant) coming from level 1b processing

4.1.1 Plot level 1 quality information per product (time dependant): ENVISAT ASCENDING passes

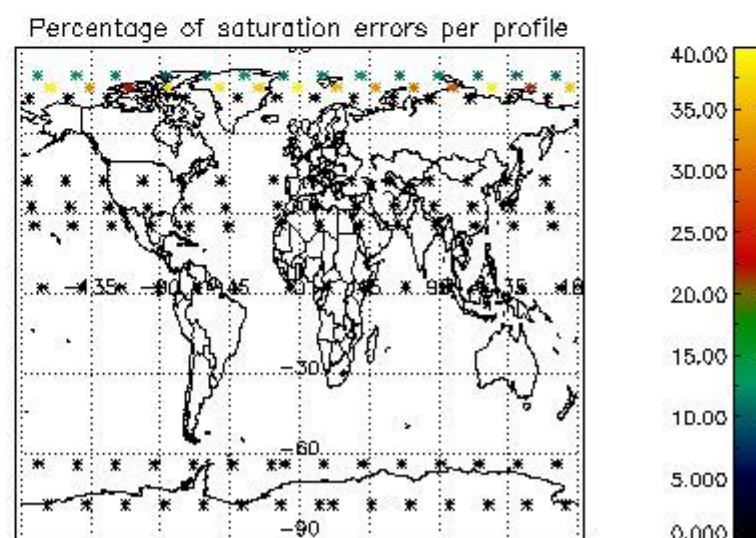
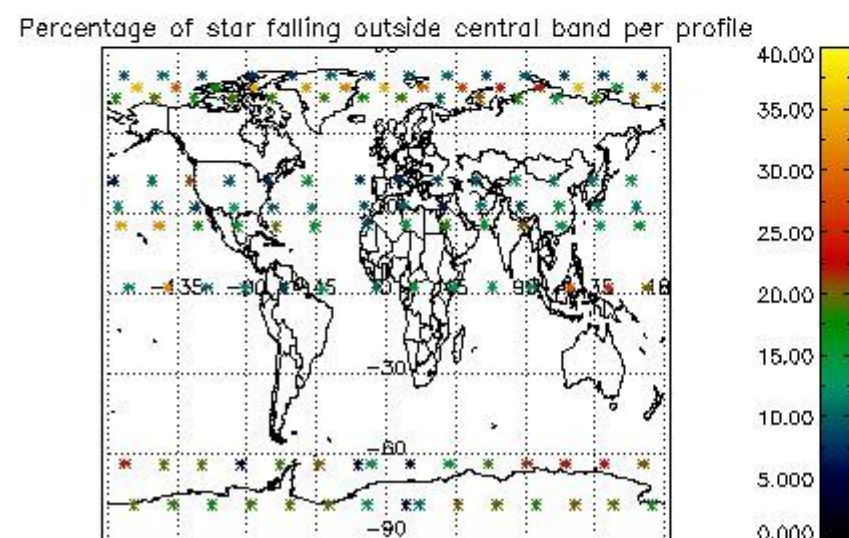
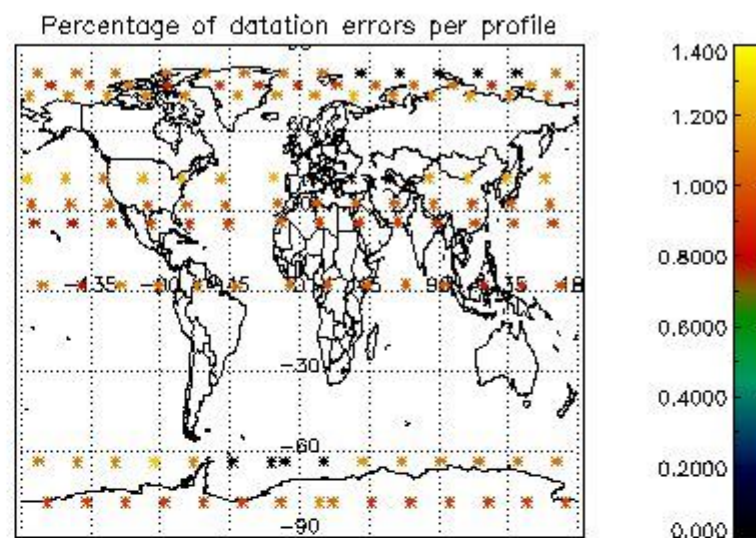
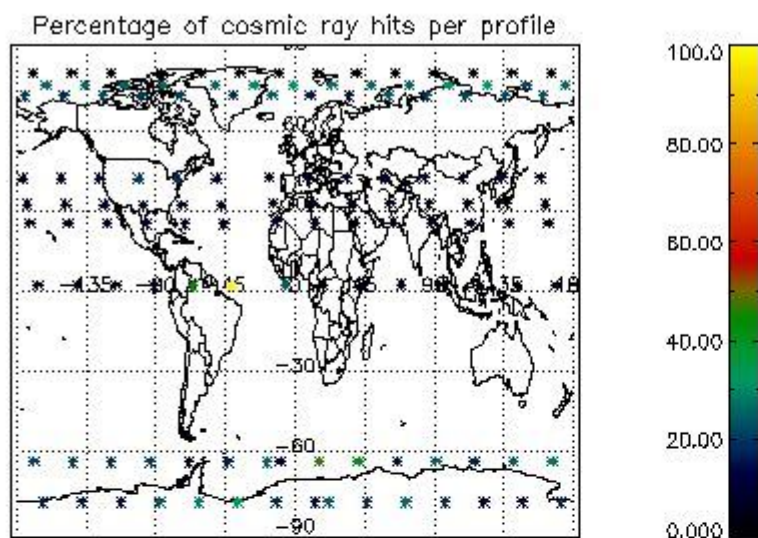


4.1.2 Plot level 1 quality information per product (time dependant): ENVISAT DESCENDING passes

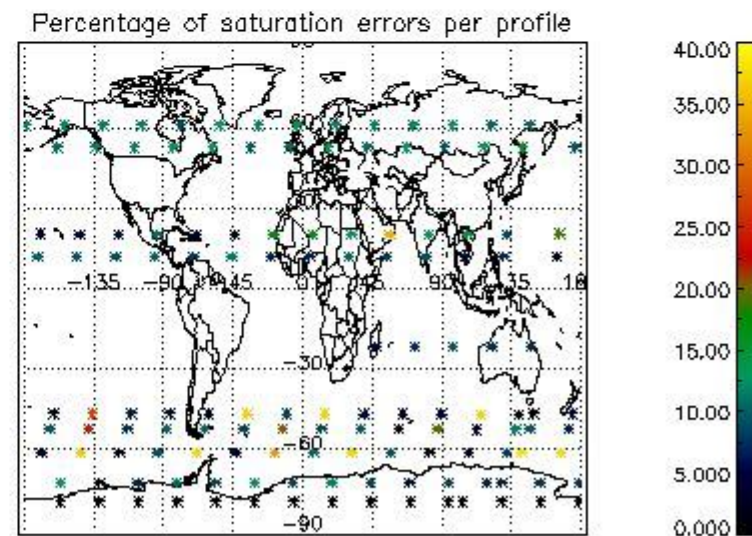
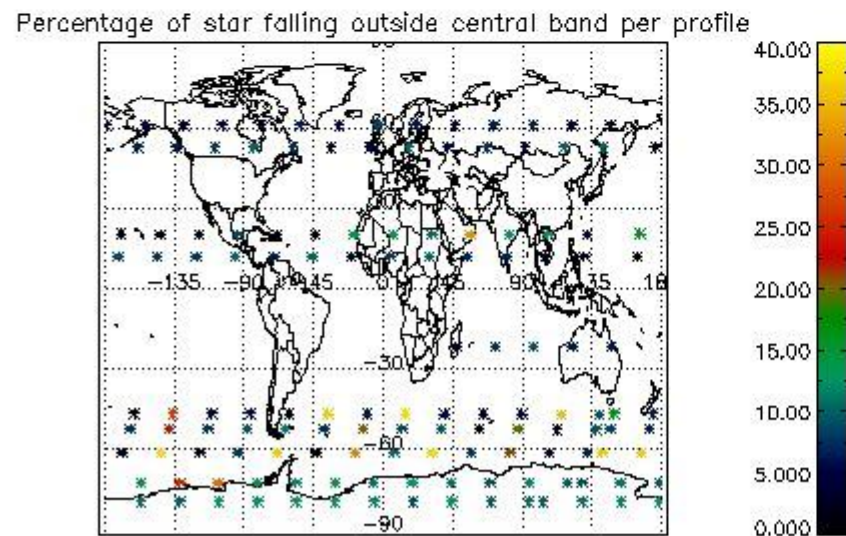
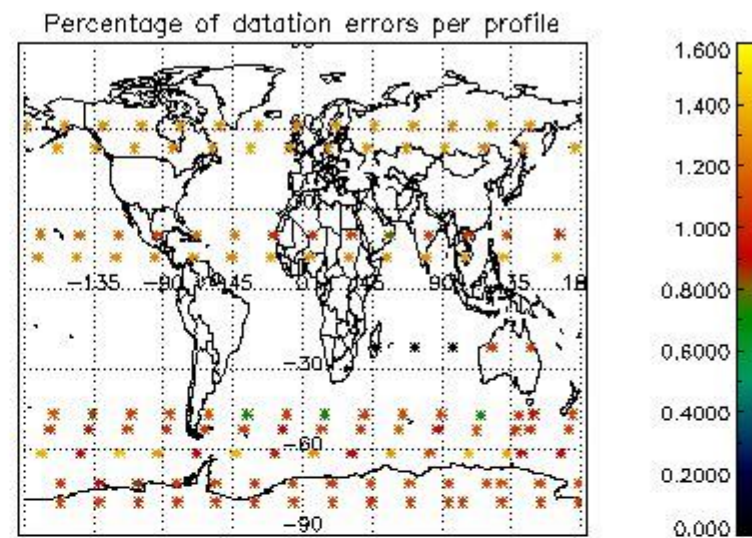
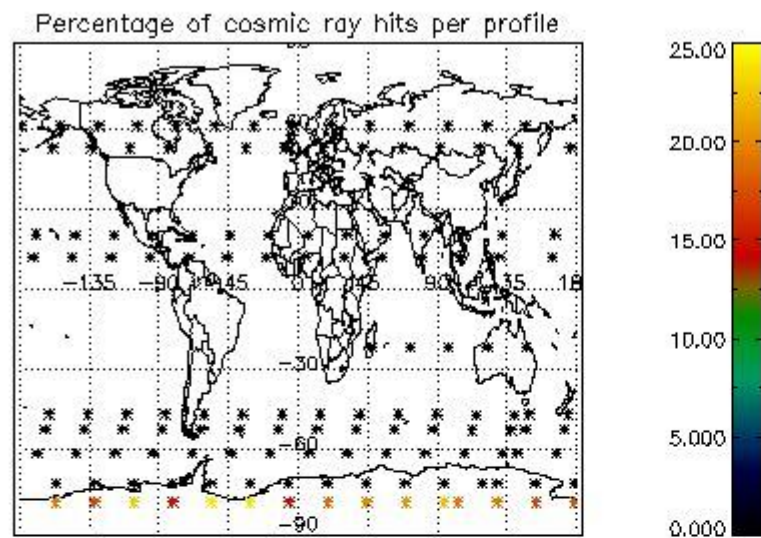


4.2 Plot quality information per product coming from level 1b processing (world map)

4.2.1 Plot level 1 quality information per product (world map): ENVISAT ASCENDING passes



4.2.2 Plot level 1 quality information per product (world map): ENVISAT DESCENDING passes



5. Trace gas profiles

5.1 Ozone statistics based on quality of products

The final quality of the products can be "measured" using the STD (Standard Deviation) attached to every point profile. This information is written to the parameter GOM_NL__2P/NL_LOCAL_SPECIES_DENSITY/o3_std of the level 2 products. The table below shows the statistics for given STD ranges.

The statistics are given with respect to the overall valid production:

- Products without fatal errors: GOM_NL__2P/MPH/PRODUCT_ERR=0
- Valid point profile: GOM_NL__2P/NL_LOCAL_SPECIES_DENSITY/pcd(0)=0

The 'Criteria' is applied to valid points of dark limb products:

- Products in dark limb illumination condition: GOM_NL__2P/NL_SUMMARY_QUALITY/obs_ill_cond=0
- Products without fatal errors: GOM_NL__2P/MPH/PRODUCT_ERR=0
- Valid point profile: GOM_NL__2P/NL_LOCAL_SPECIES_DENSITY/pcd(0)=0

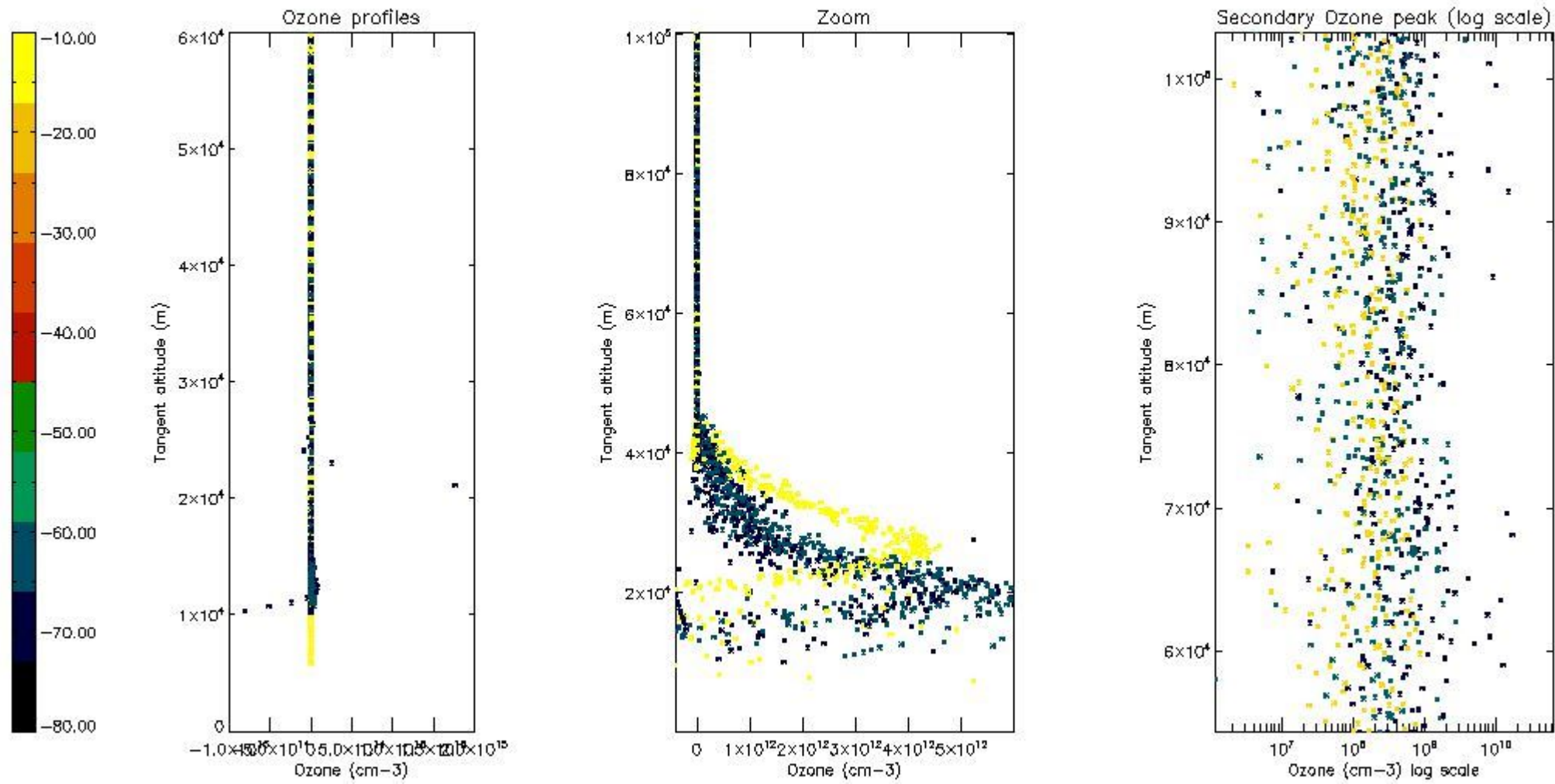
So, the table below shows the percentage of dark limb and valid observations for each criteria with respect to the overall valid daily observations.

Criteria	% of total production
All STD	18
STD < 20	4

STD < 10	2
STD < 5	0

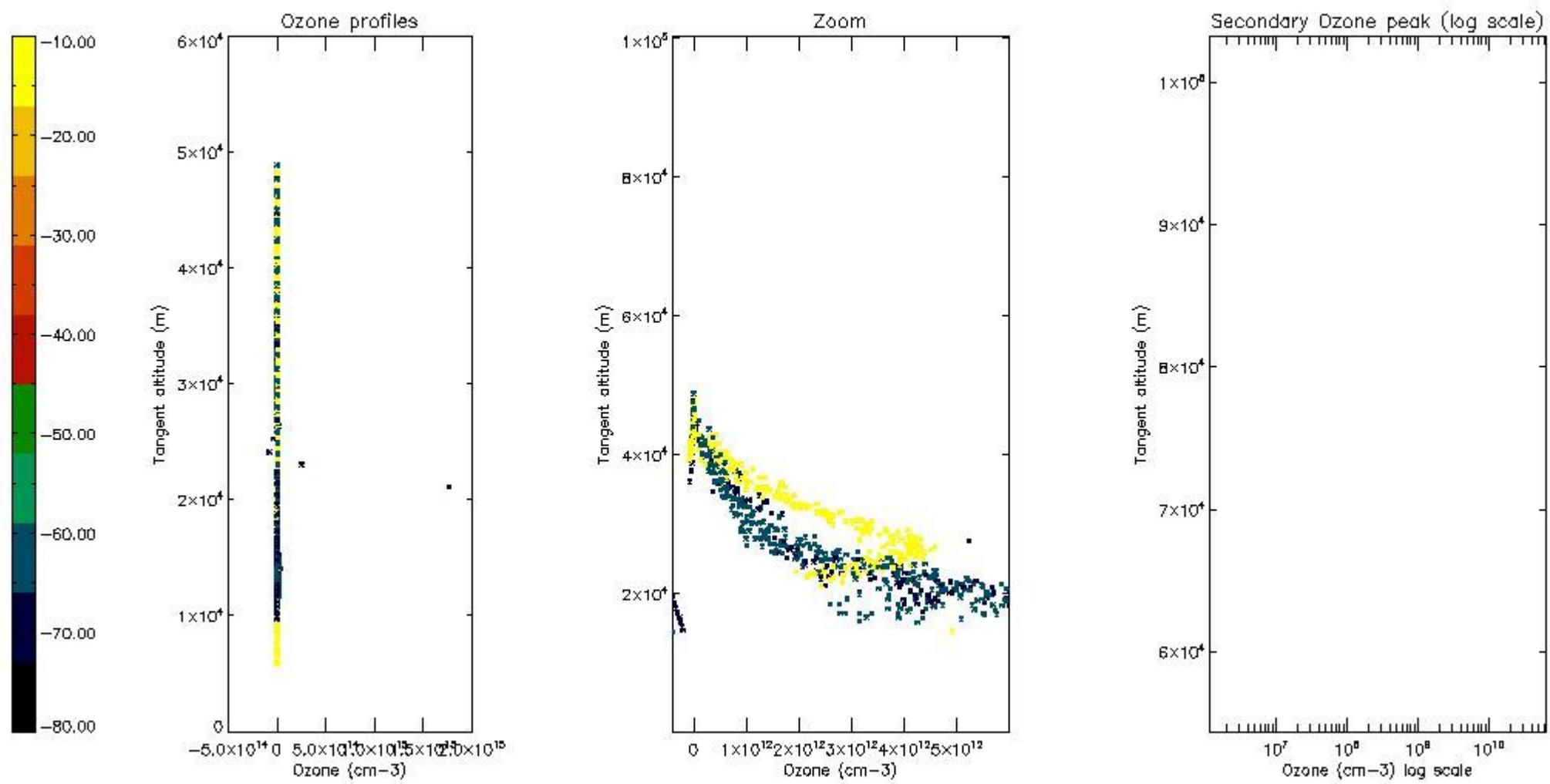
5.2 Plot ozone profiles for all STD (dark without errors)

The colorbar represents the latitude.



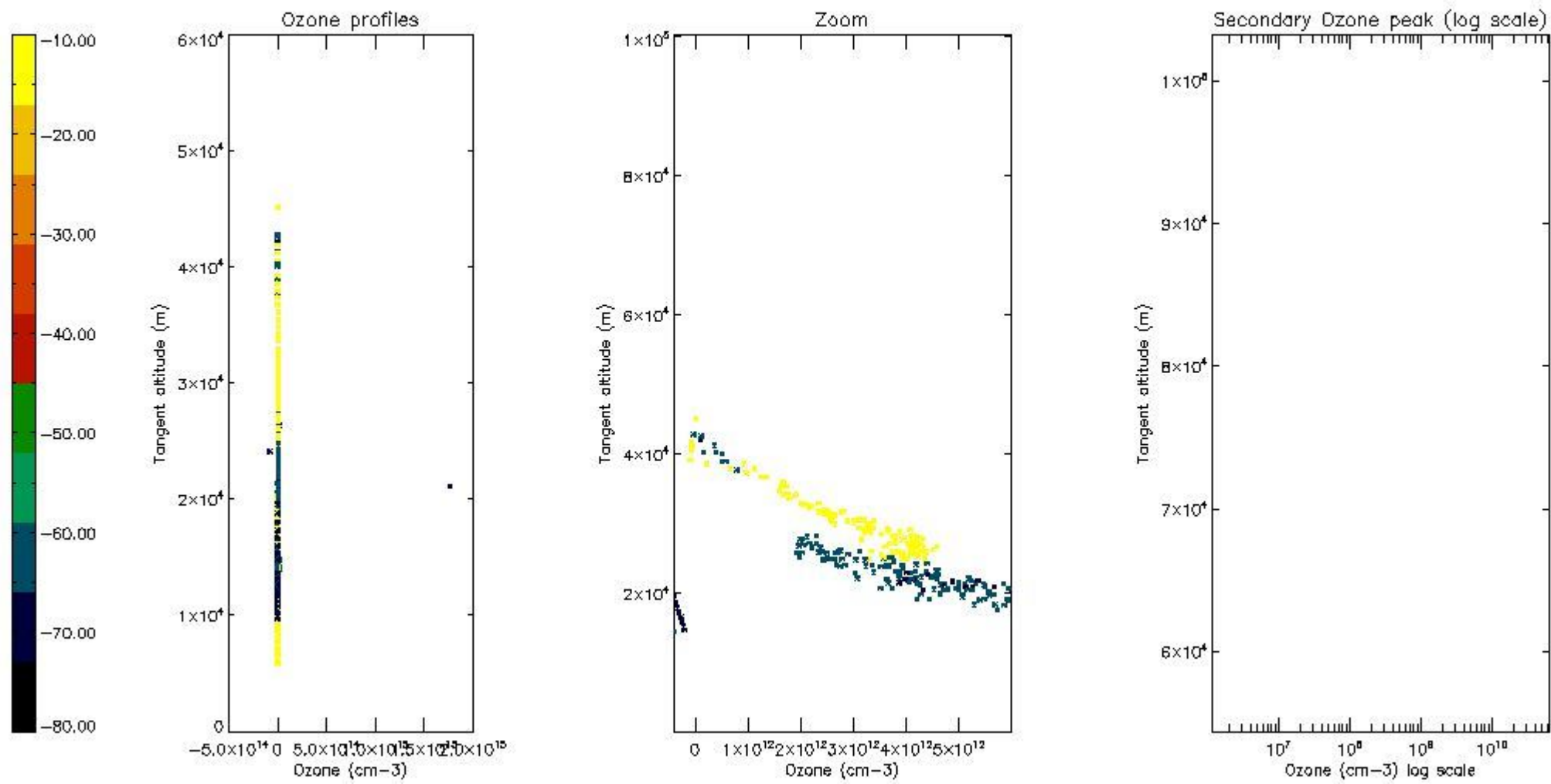
5.3 Plot ozone profiles where STD < 20% (dark without errors)

The colorbar represents the latitude.



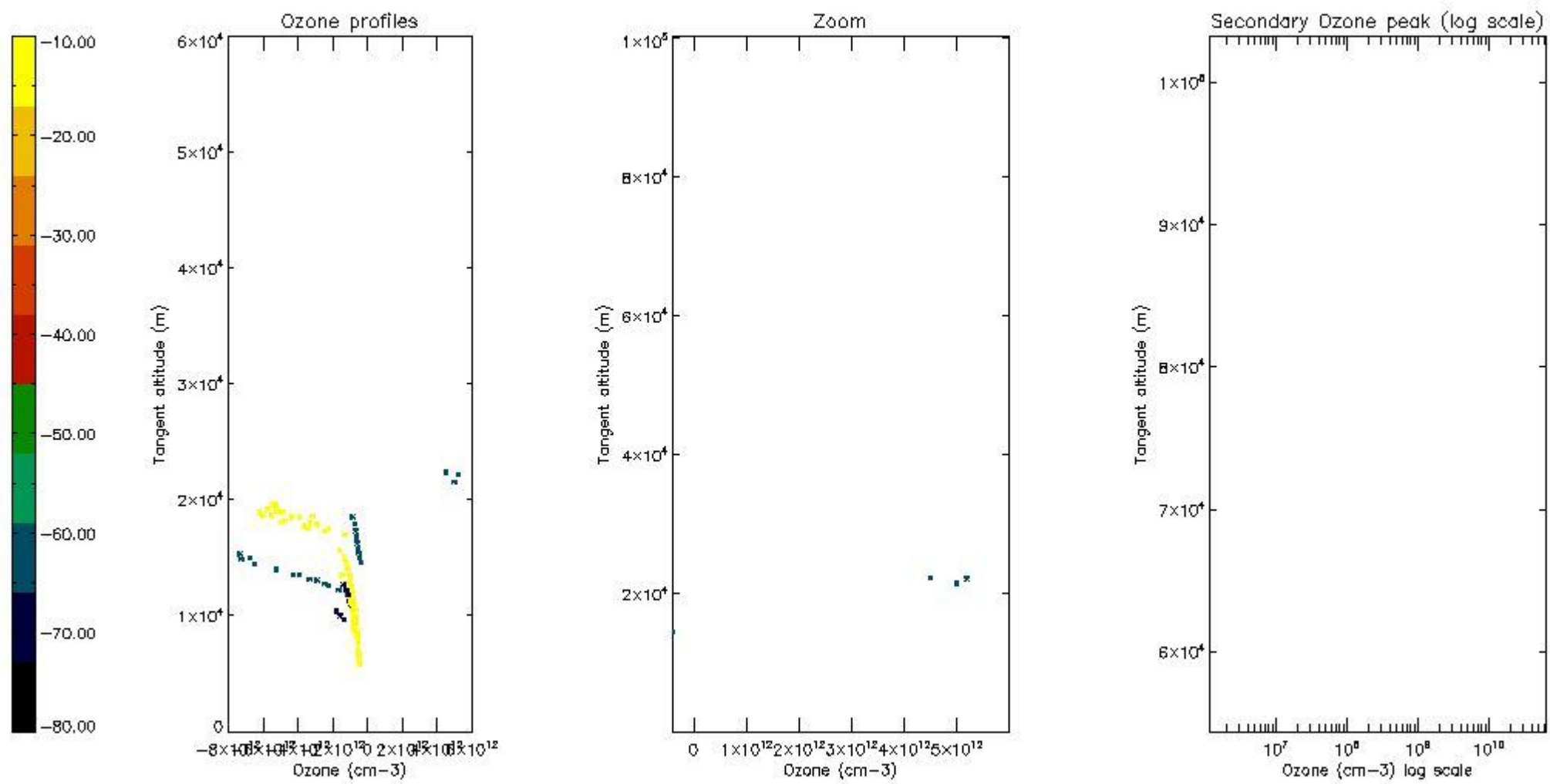
5.4 Plot ozone profiles where $STD < 10\%$ (dark without errors)

The colorbar represents the latitude.



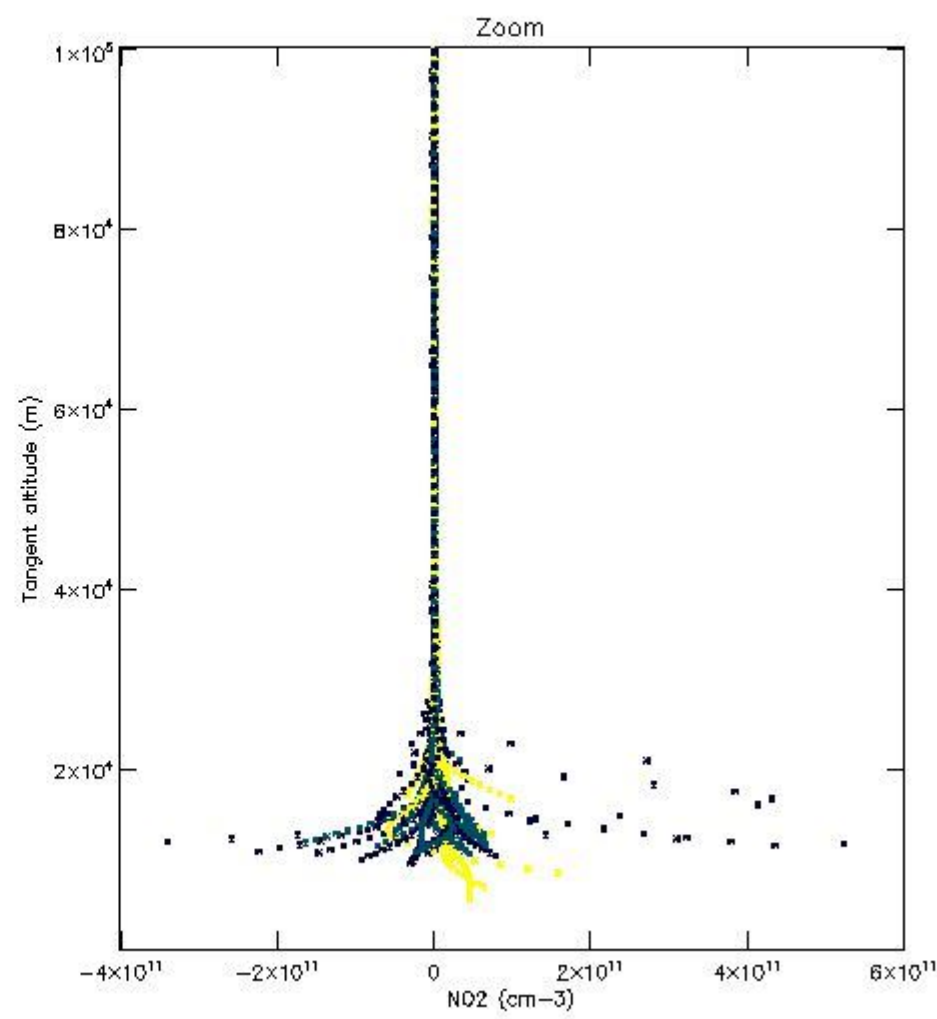
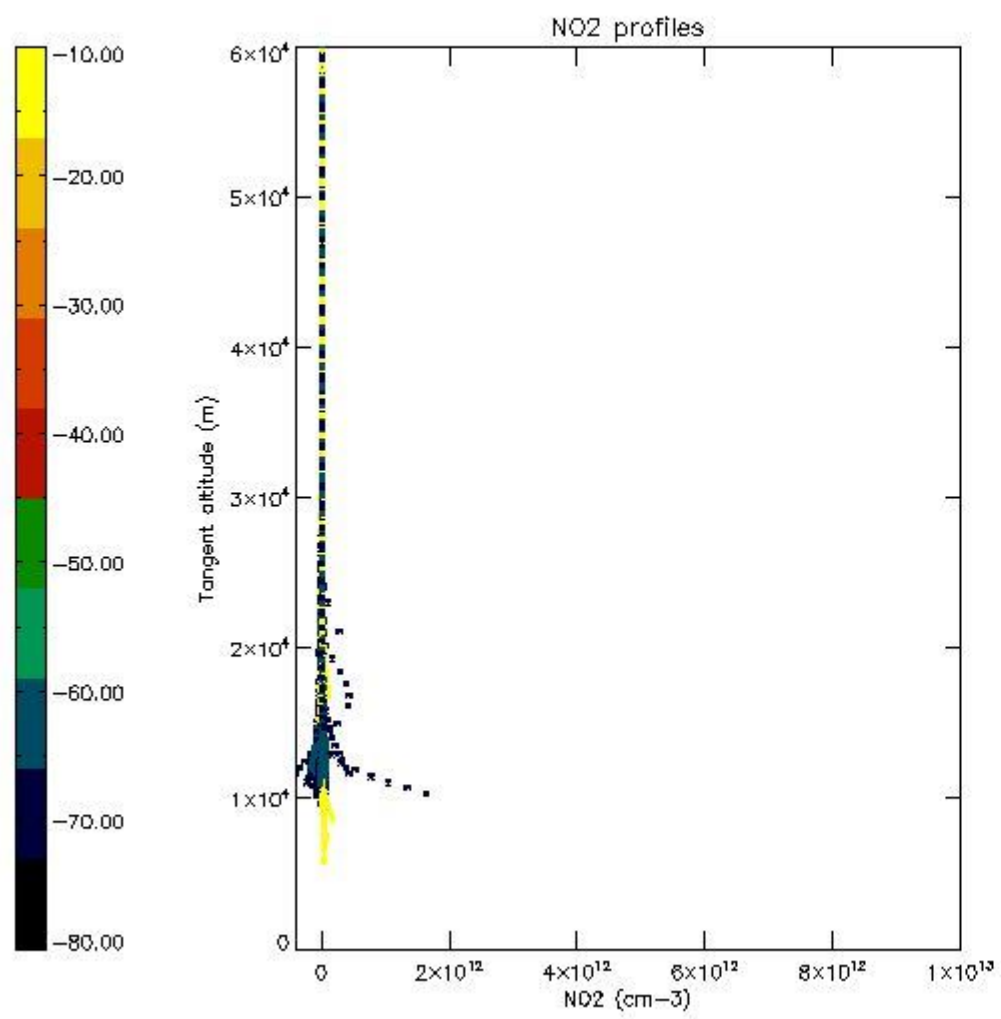
5.5 Plot ozone profiles where $STD < 5\%$ (dark without errors)

The colorbar represents the latitude.



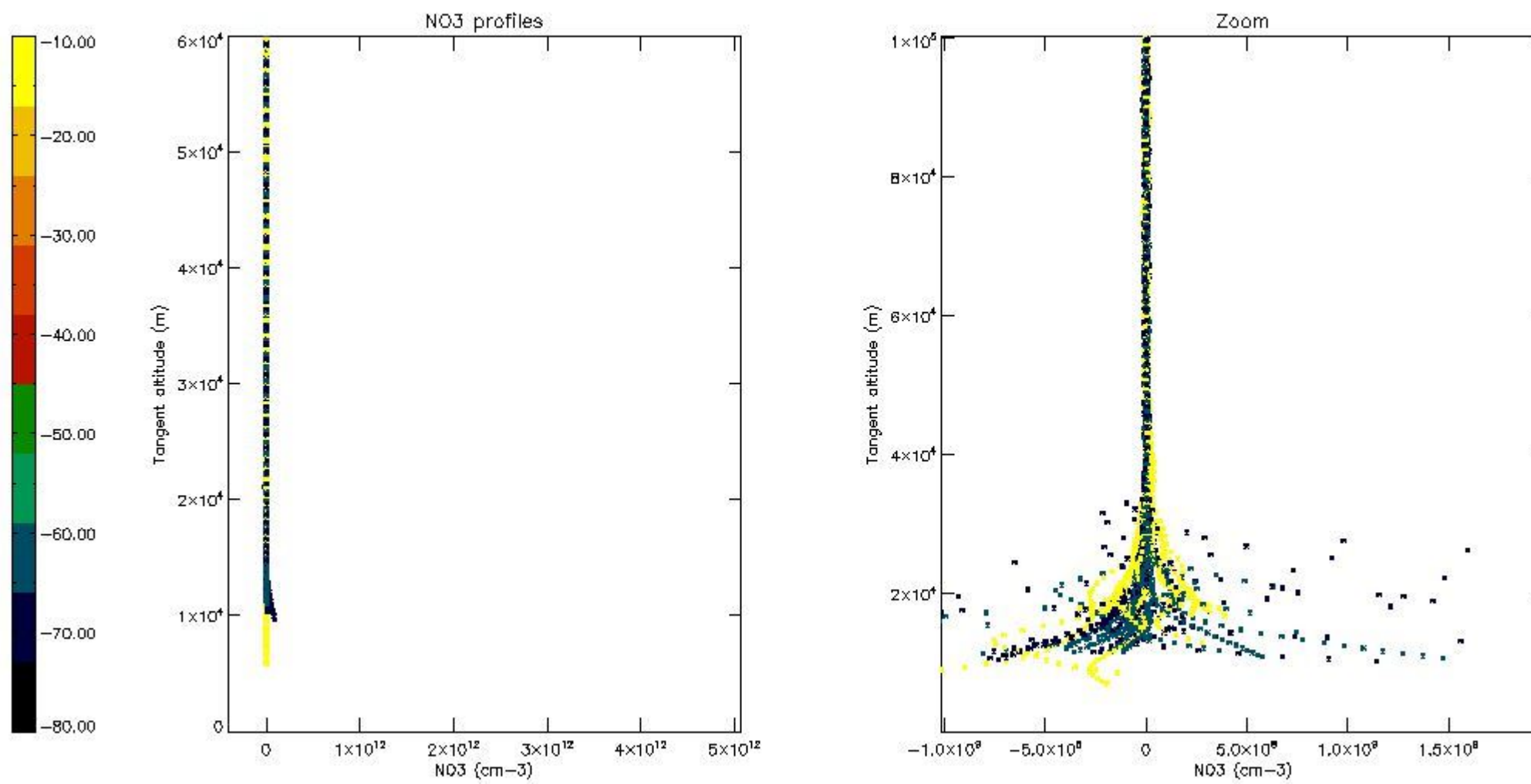
5.6 Plot NO₂ profiles for all STD (dark without errors)

The colorbar represents the latitude.



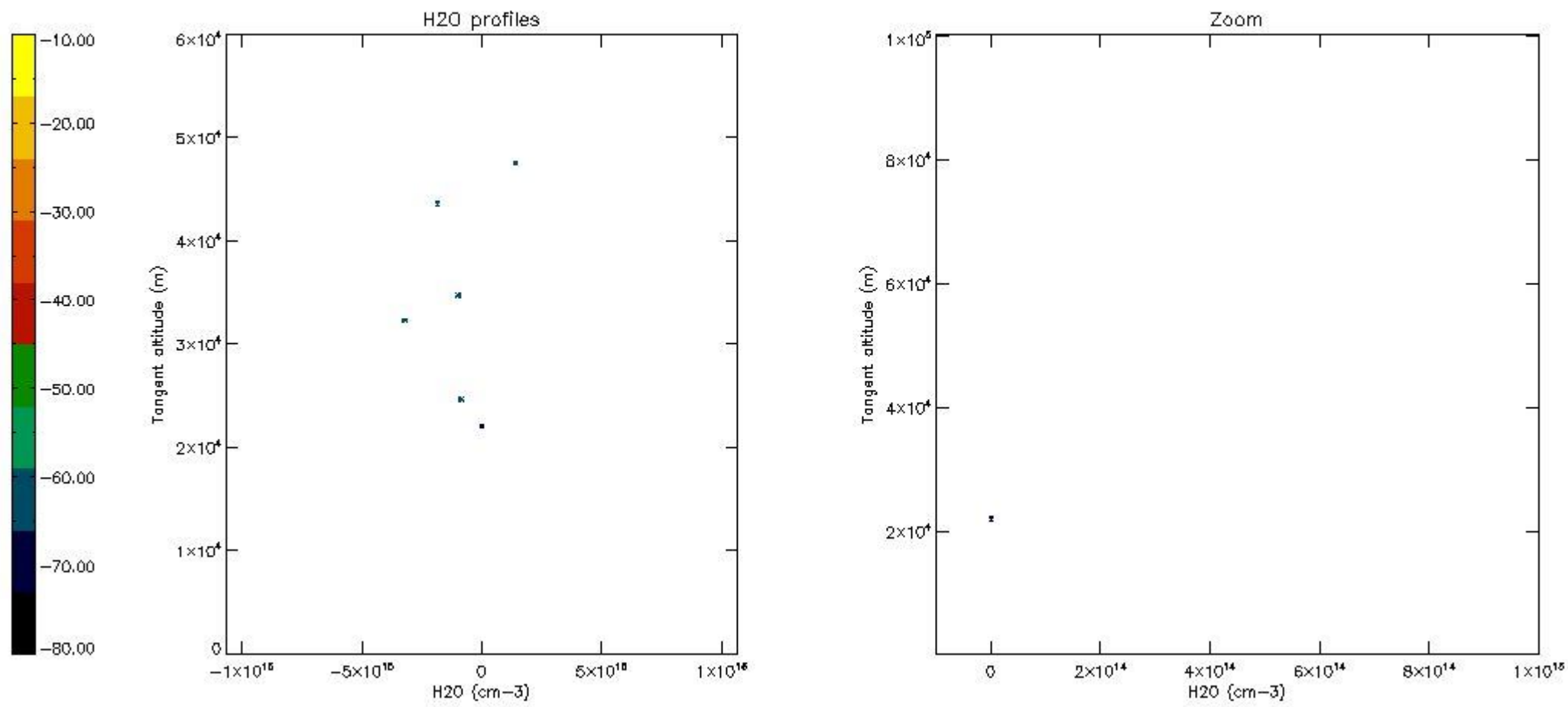
5.7 Plot NO3 profiles for all STD (dark without errors)

The colorbar represents the latitude.



5.8 Plot H₂O profiles for all STD (only for occultations of stars 1,2,3,4,13,14,16,26,63 dark without errors)

The colorbar represents the latitude.



6. Auxiliary Data Files used for the production reported in section 2

The number reported in the third column indicates since which file (see list in section 2) the corresponding auxiliary file has been used. The fourth column is the date of those product files.

Type	Auxiliary Filename	Used since product	Used since product date
INST_PHYS_CHARACTERISTICS	GOM_INS_AXVIEC20091111_143220_20030716_120000_20500101_000000	1	26-JUN-2011 00:02:10
LEVEL-2_PROC_CONFIG	GOM_PR2_AXVIEC20091111_152718_20020301_000000_20500101_000000	1	26-JUN-2011 00:02:10
CROSS_SECTIONS_FILE	GOM_CRS_AXVIEC20091111_154832_20020301_000000_20500101_000000	1	26-JUN-2011 00:02:10

GOMOS Level 2 Daily Report

SUMMARY

[1. General Info](#)

[2. Summary of processed GOM_NL_2P products](#)

[3. Level 2 Quality information per product](#)

[3.1 Plot of level 2 quality information per product \(time dependant\)](#)

[3.2 Plot of level 2 quality information per product \(world map\)](#)

[4. Level 1 Quality information per product \(stored on level 2 products\)](#)

[4.1 Plot of level 1 quality information per product \(time dependant\)](#)

[4.1.1 Plot of level 1 quality information per product \(time dependant\): ASCENDING](#)

[4.1.2 Plot of level 1 quality information per product \(time dependant\): DESCENDING](#)

[4.2 Plot of level 1 quality information per product \(world map\)](#)

[4.2.1 Plot of level 1 quality information per product \(world map\): ASCENDING](#)

[4.2.2 Plot of level 1 quality information per product \(world map\): DESCENDING](#)

[5. Ozone profiles based on quality statistics and other trace gas profiles](#)

[5.1 Ozone statistics based on quality of products](#)

[5.2 Plot ozone profiles for all STD \(dark without errors\)](#)

[5.3 Plot ozone profiles where STD < 20% \(dark without errors\)](#)

[5.4. Plot ozone profiles where STD < 10% \(dark without errors\)](#)

[5.5. Plot ozone profiles where STD < 5% \(dark without errors\)](#)

[5.6 Plot NO2 profiles for all STD \(dark without errors\)](#)

[5.7 Plot NO3 profiles for all STD \(dark without errors\)](#)

[5.8 Plot H2O profiles \(only for occultations of stars 1,2,3,4,13,14,16,26,63 dark without errors\) for all STD](#)

[6. Auxiliary Data Files used for the production reported in section 2](#)

This report presents the daily analysis on parameters extracted from GOMOS level 2 data (GOM_NL__2P). It is intended to monitor some important parameters that will impact the quality of these products. A list of level 2 products (and content) that have arrived during the reporting day to the PCF is also given.

Item	Value
Time of report generation	24APR2013 15:09:25
Data source version	GOMOS/6.01
Start time of products	26-06-2011 (26JUN2011 00:00:00)
Stop time of products	27-06-2011 (27JUN2011 00:00:00)
Store outputs in DB	Yes
Nb of level 2 prods	264
Nb of prods with errors	0

2. Summary of processed GOM_NL__2P products.

Nr	Filename	UTC Start time	Limb	Duration	Star Id	Star Name	Star Mag	Star Temp	Nb Meas	Orbit	Prod. error
1	GOM_NL__2PRFIN20110626_000210_000000473104_00016_48737_8476.N1	26-JUN-2011 00:02:10	Bright	47.000	89	5Alp Cep	2.4510	8000.0	94	48737	No
2	GOM_NL__2PRFIN20110626_000919_000000493104_00016_48737_8477.N1	26-JUN-2011 00:09:19	Bright	49.000	74	11Bet Cas	2.2680	6600.0	98	48737	No
3	GOM_NL__2PRFIN20110626_001055_000000493104_00016_48737_8478.N1	26-JUN-2011 00:10:55	Bright	48.500	68	18Alp Cas	2.2250	4500.0	97	48737	No
4	GOM_NL__2PRFIN20110626_001328_000000373104_00016_48737_8479.N1	26-JUN-2011 00:13:28	Bright	37.000	160	23Gam Per	2.9300	4700.0	74	48737	No
5	GOM_NL__2PRFIN20110626_001652_000000463104_00016_48737_8480.N1	26-JUN-2011 00:16:52	Bright	45.500	73	57Gam1And	2.2600	13100.	91	48737	No
6	GOM_NL__2PRFIN20110626_001922_000000473104_00016_48737_8481.N1	26-JUN-2011 00:19:22	Twilight	47.000	173	4Bet Tri	3.0040	8900.0	94	48737	No
7	GOM_NL__2PRFIN20110626_002321_000000453104_00016_48737_8482.N1	26-JUN-2011 00:23:21	Dark	45.000	50	13Alp Ari	2.0070	4250.0	90	48737	No
8	GOM_NL__2PRFIN20110626_002814_000000383104_00016_48737_8483.N1	26-JUN-2011 00:28:14	Dark	38.000	94	92Alp Cet	2.5260	3100.0	76	48737	No
9	GOM_NL__2PRFIN20110626_004650_000000493104_00017_48738_8497.N1	26-JUN-2011 00:46:50	Dark	48.500	84	Alp Phe	2.3970	4500.0	97	48738	No
10	GOM_NL__2PRFIN20110626_005319_000000533104_00017_48738_8498.N1	26-JUN-2011 00:53:19	Straylight	53.000	63	Bet Gru	2.1500	2800.0	106	48738	No
11	GOM_NL__2PRFIN20110626_005518_000000513104_00017_48738_8499.N1	26-JUN-2011 00:55:18	Straylight	50.500	31	Alp Gru	1.7340	15200.	101	48738	No
12	GOM_NL__2PRFIN20110626_005806_000000453104_00017_48738_8500.N1	26-JUN-2011 00:58:06	Straylight	44.500	45	Alp Pav	1.9400	26000.	89	48738	No
13	GOM_NL__2PRFIN20110626_010706_000000463104_00017_48738_8501.N1	26-JUN-2011 01:07:06	Twilight	46.000	38	20Eps Sgr	1.8360	11000.	92	48738	No
14	GOM_NL__2PRFIN20110626_010829_000000573104_00017_48738_8502.N1	26-JUN-2011 01:08:29	Bright	57.000	116	19Del Sgr	2.7000	4100.0	114	48738	No
15	GOM_NL__2PRFIN20110626_011036_000000483104_00017_48738_8503.N1	26-JUN-2011 01:10:36	Bright	48.000	155	41Pi Sgr	2.9000	6600.0	96	48738	No
16	GOM_NL__2PRFIN20110626_011910_000000393104_00017_48738_8504.N1	26-JUN-2011 01:19:10	Bright	38.500	126	60Bet Oph	2.7700	4250.0	77	48738	No
17	GOM_NL__2PRFIN20110626_012132_000000413104_00017_48738_8505.N1	26-JUN-2011 01:21:32	Bright	41.000	59	55Alp Oph	2.0800	8900.0	82	48738	No
18	GOM_NL__2PRFIN20110626_013046_000000463104_00017_48738_8506.N1	26-JUN-2011 01:30:46	Bright	45.500	5	3Alp Lyr	0.033000	11000.	91	48738	No
19	GOM_NL__2PRFIN20110626_013303_000000373104_00017_48738_8507.N1	26-JUN-2011 01:33:03	Bright	36.500	130	23Bet Dra	2.7990	5800.0	73	48738	No
20	GOM_NL__2PRFIN20110626_014223_000000483104_00017_48738_8508.N1	26-JUN-2011 01:42:23	Bright	47.500	89	5Alp Cep	2.4510	8000.0	95	48738	No
21	GOM_NL__2PRFIN20110626_014932_000000693104_00017_48738_8509.N1	26-JUN-2011 01:49:32	Bright	69.000	74	11Bet Cas	2.2680	6600.0	138	48738	No
22	GOM_NL__2PRFIN20110626_015108_000000453104_00017_48738_8510.N1	26-JUN-2011 01:51:08	Bright	45.000	68	18Alp Cas	2.2250	4500.0	90	48738	No
23	GOM_NL__2PRFIN20110626_015343_000000363104_00017_48738_8511.N1	26-JUN-2011 01:53:43	Bright	35.500	160	23Gam Per	2.9300	4700.0	71	48738	No
24	GOM_NL__2PRFIN20110626_015706_000000473104_00017_48738_8512.N1	26-JUN-2011 01:57:06	Bright	47.000	73	57Gam1And	2.2600	13100.	94	48738	No
25	GOM_NL__2PRFIN20110626_015935_000000473104_00017_48738_8513.N1	26-JUN-2011 01:59:35	Twilight	46.500	173	4Bet Tri	3.0040	8900.0	93	48738	No
26	GOM_NL__2PRFIN20110626_020335_000000513104_00017_48738_8514.N1	26-JUN-2011 02:03:35	Dark	51.000	50	13Alp Ari	2.0070	4250.0	102	48738	No
27	GOM_NL__2PRFIN20110626_020829_000000473104_00017_48738_8515.N1	26-JUN-2011 02:08:29	Dark	46.500	94	92Alp Cet	2.5260	3100.0	93	48738	No
28	GOM_NL__2PRFIN20110626_022705_000000463104_00018_48739_8509.N1	26-JUN-2011 02:27:05	Dark	46.000	84	Alp Phe	2.3970	4500.0	92	48739	No
29	GOM_NL__2PRFIN20110626_023334_000000563104_00018_48739_8510.N1	26-JUN-2011 02:33:34	Straylight	55.500	63	Bet Gru	2.1500	2800.0	111	48739	No
30	GOM_NL__2PRFIN20110626_023533_000000493104_00018_48739_8511.N1	26-JUN-2011 02:35:33	Straylight	48.500	31	Alp Gru	1.7340	15200.	97	48739	No
31	GOM_NL__2PRFIN20110626_023820_000000413104_00018_48739_8512.N1	26-JUN-2011 02:38:20	Straylight	40.500	45	Alp Pav	1.9400	26000.	81	48739	No
32	GOM_NL__2PRFIN20110626_024720_000000463104_00018_48739_8513.N1	26-JUN-2011 02:47:20	Twilight	45.500	38	20Eps Sgr	1.8360	11000.	91	48739	No
33	GOM_NL__2PRFIN20110626_024844_000000463104_00018_48739_8514.N1	26-JUN-2011 02:48:44	Bright	45.500	116	19Del Sgr	2.7000	4100.0	91	48739	No
34	GOM_NL__2PRFIN20110626_025051_000000493104_00018_48739_8515.N1	26-JUN-2011 02:50:51	Bright	48.500	155	41Pi Sgr	2.9000	6600.0	97	48739	No
35	GOM_NL__2PRFIN20110626_025924_000000393104_00018_48739_8516.N1	26-JUN-2011 02:59:24	Bright	38.500	126	60Bet Oph	2.7700	4250.0	77	48739	No
36	GOM_NL__2PRFIN20110626_030146_000000413104_00018_48739_8517.N1	26-JUN-2011 03:01:46	Bright	40.500	59	55Alp Oph	2.0800	8900.0	81	48739	No
37	GOM_NL__2PRFIN20110626_031100_000000493104_00018_48739_8518.N1	26-JUN-2011 03:11:00	Bright	48.500	5	3Alp Lyr	0.033000	11000.	97	48739	No
38	GOM_NL__2PRFIN20110626_031317_000000373104_00018_48739_8519.N1	26-JUN-2011 03:13:17	Bright	37.000	130	23Bet Dra	2.7990	5800.0	74	48739	No
39	GOM_NL__2PRFIN20110626_032237_000000483104_00018_48739_8520.N1	26-JUN-2011 03:22:37	Bright	47.500	89	5Alp Cep	2.4510	8000.0	95	48739	No
40	GOM_NL__2PRFIN20110626_032945_000000473104_00018_48739_8521.N1	26-JUN-2011 03:29:45	Bright	46.500	74	11Bet Cas	2.2680	6600.0	93	48739	No
41	GOM_NL__2PRFIN20110626_033122_000000543104_00018_48739_8522.N1	26-JUN-2011 03:31:22	Bright	54.000	68	18Alp Cas	2.2250	4500.0	108	48739	No
42	GOM_NL__2PRFIN20110626_033357_000000463104_00018_48739_8523.N1	26-JUN-2011 03:33:57	Bright	45.500	160	23Gam Per	2.9300	4700.0	91	48739	No

43	GOM_NL__2PRFIN20110626_033720_000000453104_00018_48739_8524.N1	26-JUN-2011 03:37:20	Bright	45.000	73	57Gam1And	2.2600	13100.	90	48739	No
44	GOM_NL__2PRFIN20110626_033950_000000483104_00018_48739_8525.N1	26-JUN-2011 03:39:50	Twilight	48.000	173	4Bet Tri	3.0040	8900.0	96	48739	No
45	GOM_NL__2PRFIN20110626_034350_000000543104_00018_48739_8526.N1	26-JUN-2011 03:43:50	Dark	54.000	50	13Alp Ari	2.0070	4250.0	108	48739	No
46	GOM_NL__2PRFIN20110626_034843_000000463104_00018_48739_8527.N1	26-JUN-2011 03:48:43	Dark	46.000	94	92Alp Cet	2.5260	3100.0	92	48739	No
47	GOM_NL__2PRFIN20110626_040720_000000483104_00019_48740_8519.N1	26-JUN-2011 04:07:20	Dark	47.500	84	Alp Phe	2.3970	4500.0	95	48740	No
48	GOM_NL__2PRFIN20110626_041349_000000523104_00019_48740_8520.N1	26-JUN-2011 04:13:49	Straylight	52.000	63	Bet Gru	2.1500	2800.0	104	48740	No
49	GOM_NL__2PRFIN20110626_041548_000000513104_00019_48740_8521.N1	26-JUN-2011 04:15:48	Straylight	51.000	31	Alp Gru	1.7340	15200.	102	48740	No
50	GOM_NL__2PRFIN20110626_041835_000000423104_00019_48740_8522.N1	26-JUN-2011 04:18:35	Straylight	41.500	45	Alp Pav	1.9400	26000.	83	48740	No
51	GOM_NL__2PRFIN20110626_042735_000000443104_00019_48740_8523.N1	26-JUN-2011 04:27:35	Twilight	44.000	38	20Eps Sgr	1.8360	11000.	88	48740	No
52	GOM_NL__2PRFIN20110626_042858_000000523104_00019_48740_8524.N1	26-JUN-2011 04:28:58	Bright	51.500	116	19Del Sgr	2.7000	4100.0	103	48740	No
53	GOM_NL__2PRFIN20110626_043105_000000493104_00019_48740_8525.N1	26-JUN-2011 04:31:05	Bright	48.500	155	41Pi Sgr	2.9000	6600.0	97	48740	No
54	GOM_NL__2PRFIN20110626_043938_000000403104_00019_48740_8526.N1	26-JUN-2011 04:39:38	Bright	39.500	126	60Bet Oph	2.7700	4250.0	79	48740	No
55	GOM_NL__2PRFIN20110626_044200_000000383104_00019_48740_8527.N1	26-JUN-2011 04:42:00	Bright	38.000	59	55Alp Oph	2.0800	8900.0	76	48740	No
56	GOM_NL__2PRFIN20110626_045114_000000483104_00019_48740_8528.N1	26-JUN-2011 04:51:14	Bright	48.000	5	3Alp Lyr	0.033000	11000.	96	48740	No
57	GOM_NL__2PRFIN20110626_045331_000000393104_00019_48740_8529.N1	26-JUN-2011 04:53:31	Bright	38.500	130	23Bet Dra	2.7990	5800.0	77	48740	No
58	GOM_NL__2PRFIN20110626_050250_000000473104_00019_48740_8530.N1	26-JUN-2011 05:02:50	Bright	47.000	89	5Alp Cep	2.4510	8000.0	94	48740	No
59	GOM_NL__2PRFIN20110626_050959_000000463104_00019_48740_8531.N1	26-JUN-2011 05:09:59	Bright	46.000	74	11Bet Cas	2.2680	6600.0	92	48740	No
60	GOM_NL__2PRFIN20110626_051136_000000433104_00019_48740_8532.N1	26-JUN-2011 05:11:36	Bright	43.000	68	18Alp Cas	2.2250	4500.0	86	48740	No
61	GOM_NL__2PRFIN20110626_051411_000000383104_00019_48740_8533.N1	26-JUN-2011 05:14:11	Bright	38.000	160	23Gam Per	2.9300	4700.0	76	48740	No
62	GOM_NL__2PRFIN20110626_051734_000000463104_00019_48740_8534.N1	26-JUN-2011 05:17:34	Bright	45.500	73	57Gam1And	2.2600	13100.	91	48740	No
63	GOM_NL__2PRFIN20110626_052004_000000463104_00019_48740_8535.N1	26-JUN-2011 05:20:04	Twilight	45.500	173	4Bet Tri	3.0040	8900.0	91	48740	No
64	GOM_NL__2PRFIN20110626_052404_000000543104_00019_48740_8536.N1	26-JUN-2011 05:24:04	Dark	53.500	50	13Alp Ari	2.0070	4250.0	107	48740	No
65	GOM_NL__2PRFIN20110626_052857_000000403104_00019_48740_8537.N1	26-JUN-2011 05:28:57	Dark	39.500	94	92Alp Cet	2.5260	3100.0	79	48740	No
66	GOM_NL__2PRFIN20110626_054735_000000463104_00020_48741_8533.N1	26-JUN-2011 05:47:35	Dark	46.000	84	Alp Phe	2.3970	4500.0	92	48741	No
67	GOM_NL__2PRFIN20110626_055404_000000543104_00020_48741_8534.N1	26-JUN-2011 05:54:04	Straylight	53.500	63	Bet Gru	2.1500	2800.0	107	48741	No
68	GOM_NL__2PRFIN20110626_055603_000000493104_00020_48741_8535.N1	26-JUN-2011 05:56:03	Straylight	48.500	31	Alp Gru	1.7340	15200.	97	48741	No
69	GOM_NL__2PRFIN20110626_055849_000000483104_00020_48741_8536.N1	26-JUN-2011 05:58:49	Straylight	47.500	45	Alp Pav	1.9400	26000.	95	48741	No
70	GOM_NL__2PRFIN20110626_060749_000000463104_00020_48741_8537.N1	26-JUN-2011 06:07:49	Twilight	46.000	38	20Eps Sgr	1.8360	11000.	92	48741	No
71	GOM_NL__2PRFIN20110626_060912_000000573104_00020_48741_8538.N1	26-JUN-2011 06:09:12	Bright	57.000	116	19Del Sgr	2.7000	4100.0	114	48741	No
72	GOM_NL__2PRFIN20110626_061119_000000483104_00020_48741_8539.N1	26-JUN-2011 06:11:19	Bright	47.500	155	41Pi Sgr	2.9000	6600.0	95	48741	No
73	GOM_NL__2PRFIN20110626_061953_000000393104_00020_48741_8540.N1	26-JUN-2011 06:19:53	Bright	38.500	126	60Bet Oph	2.7700	4250.0	77	48741	No
74	GOM_NL__2PRFIN20110626_062214_000000403104_00020_48741_8541.N1	26-JUN-2011 06:22:14	Bright	39.500	59	55Alp Oph	2.0800	8900.0	79	48741	No
75	GOM_NL__2PRFIN20110626_063127_000000643104_00020_48741_8542.N1	26-JUN-2011 06:31:27	Bright	63.500	5	3Alp Lyr	0.033000	11000.	127	48741	No
76	GOM_NL__2PRFIN20110626_063345_000000393104_00020_48741_8543.N1	26-JUN-2011 06:33:45	Bright	38.500	130	23Bet Dra	2.7990	5800.0	77	48741	No
77	GOM_NL__2PRFIN20110626_064304_000000463104_00020_48741_8544.N1	26-JUN-2011 06:43:04	Bright	46.000	89	5Alp Cep	2.4510	8000.0	92	48741	No
78	GOM_NL__2PRFIN20110626_065013_000000473104_00020_48741_8545.N1	26-JUN-2011 06:50:13	Bright	47.000	74	11Bet Cas	2.2680	6600.0	94	48741	No
79	GOM_NL__2PRFIN20110626_065150_000000483104_00020_48741_8546.N1	26-JUN-2011 06:51:50	Bright	48.000	68	18Alp Cas	2.2250	4500.0	96	48741	No
80	GOM_NL__2PRFIN20110626_065425_000000553104_00020_48741_8547.N1	26-JUN-2011 06:54:25	Bright	55.000	160	23Gam Per	2.9300	4700.0	110	48741	No
81	GOM_NL__2PRFIN20110626_065748_000000473104_00020_48741_8548.N1	26-JUN-2011 06:57:48	Bright	47.000	73	57Gam1And	2.2600	13100.	94	48741	No
82	GOM_NL__2PRFIN20110626_070018_000000473104_00020_48741_8549.N1	26-JUN-2011 07:00:18	Twilight	46.500	173	4Bet Tri	3.0040	8900.0	93	48741	No
83	GOM_NL__2PRFIN20110626_070418_000000543104_00020_48741_8550.N1	26-JUN-2011 07:04:18	Dark	53.500	50	13Alp Ari	2.0070	4250.0	107	48741	No
84	GOM_NL__2PRFIN20110626_070912_000000463104_00020_48741_8551.N1	26-JUN-2011 07:09:12	Dark	46.000	94	92Alp Cet	2.5260	3100.0	92	48741	No
85	GOM_NL__2PRFIN20110626_072750_000000613104_00021_48742_8545.N1	26-JUN-2011 07:27:50	Dark	60.500	84	Alp Phe	2.3970	4500.0	121	48742	No
86	GOM_NL__2PRFIN20110626_073419_000000653104_00021_48742_8546.N1	26-JUN-2011 07:34:19	Straylight	64.500	63	Bet Gru	2.1500	2800.0	129	48742	No
87	GOM_NL__2PRFIN20110626_073618_000000503104_00021_48742_8547.N1	26-JUN-2011 07:36:18	Straylight	49.500	31	Alp Gru	1.7340	15200.	99	48742	No
88	GOM_NL__2PRFIN20110626_073904_000000423104_00021_48742_8548.N1	26-JUN-2011 07:39:04	Straylight	42.000	45	Alp Pav	1.9400	26000.	84	48742	No
89	GOM_NL__2PRFIN20110626_074804_000000453104_00021_48742_8549.N1	26-JUN-2011 07:48:04	Twilight	45.000	38	20Eps Sgr	1.8360	11000.	90	48742	No
90	GOM_NL__2PRFIN20110626_074927_000000543104_00021_48742_8550.N1	26-JUN-2011 07:49:27	Bright	54.000	116	19Del Sgr	2.7000	4100.0	108	48742	No
91	GOM_NL__2PRFIN20110626_075133_000000473104_00021_48742_8551.N1	26-JUN-2011 07:51:33	Bright	46.500	155	41Pi Sgr	2.9000	6600.0	93	48742	No
92	GOM_NL__2PRFIN20110626_080006_000000393104_00021_48742_8552.N1	26-JUN-2011 08:00:06	Bright	38.500	126	60Bet Oph	2.7700	4250.0	77	48742	No
93	GOM_NL__2PRFIN20110626_080228_000000383104_00021_48742_8553.N1	26-JUN-2011 08:02:28	Bright	38.000	59	55Alp Oph	2.0800	8900.0	76	48742	No
94	GOM_NL__2PRFIN20110626_081141_000000483104_00021_48742_8554.N1	26-JUN-2011 08:11:41	Bright	47.500	5	3Alp Lyr	0.033000	11000.	95	48742	No
95	GOM_NL__2PRFIN20110626_081358_000000403104_00021_48742_8555.N1	26-JUN-2011 08:13:58	Bright	39.500	130	23Bet Dra	2.7990	5800.0	79	48742	No
96	GOM_NL__2PRFIN20110626_083026_000000693104_00021_48742_8556.N1	26-JUN-2011 08:30:26	Bright	69.000	74	11Bet Cas	2.2680	6600.0	138	48742	No
97	GOM_NL__2PRFIN20110626_083203_000000473104_00021_48742_8557.N1	26-JUN-2011 08:32:03	Bright	47.000	68	18Alp Cas	2.2250	4500.0	94	48742	No
98	GOM_NL__2PRFIN20110626_083439_000000393104_00021_48742_8558.N1	26-JUN-2011 08:34:39	Bright	38.500	160	23Gam Per	2.9300	4700.0	77	48742	No
99	GOM_NL__2PRFIN20110626_083802_000000463104_00021_48742_8559.N1	26-JUN-2011 08:38:02	Bright	45.500	73	57Gam1And	2.2600	13100.	91	48742	No
100	GOM_NL__2PRFIN20110626_084032_000000483104_00021_48742_8560.N1	26-JUN-2011 08:40:32	Twilight	48.000	173	4Bet Tri	3.0040	8900.0	96	48742	No
101	GOM_NL__2PRFIN20110626_084433_000000533104_00021_48742_8561.N1	26-JUN-2011 08:44:33	Dark	52.500	50	13Alp Ari	2.0070	4250.0	105	48742	No

102	GOM_NL__2PRFIN20110626_084926_000000473104_00021_48742_8562.N1	26-JUN-2011 08:49:26	Dark	46.500	94	92Alp Cet	2.5260	3100.0	93	48742	No
103	GOM_NL__2PRFIN20110626_090805_000000483104_00022_48743_8570.N1	26-JUN-2011 09:08:05	Dark	47.500	84	Alp Phe	2.3970	4500.0	95	48743	No
104	GOM_NL__2PRFIN20110626_091434_000000663104_00022_48743_8571.N1	26-JUN-2011 09:14:34	Straylight	66.000	63	Bet Gru	2.1500	2800.0	132	48743	No
105	GOM_NL__2PRFIN20110626_091633_000000513104_00022_48743_8572.N1	26-JUN-2011 09:16:33	Straylight	50.500	31	Alp Gru	1.7340	15200.	101	48743	No
106	GOM_NL__2PRFIN20110626_091918_000000403104_00022_48743_8573.N1	26-JUN-2011 09:19:18	Straylight	40.000	45	Alp Pav	1.9400	26000.	80	48743	No
107	GOM_NL__2PRFIN20110626_092818_000000473104_00022_48743_8574.N1	26-JUN-2011 09:28:18	Twilight_and_stray	46.500	38	20Eps Sgr	1.8360	11000.	93	48743	No
108	GOM_NL__2PRFIN20110626_092941_000000443104_00022_48743_8575.N1	26-JUN-2011 09:29:41	Bright	44.000	116	19Del Sgr	2.7000	4100.0	88	48743	No
109	GOM_NL__2PRFIN20110626_093148_000000473104_00022_48743_8576.N1	26-JUN-2011 09:31:48	Bright	46.500	155	41Pi Sgr	2.9000	6600.0	93	48743	No
110	GOM_NL__2PRFIN20110626_094020_000000393104_00022_48743_8577.N1	26-JUN-2011 09:40:20	Bright	39.000	126	60Bet Oph	2.7700	4250.0	78	48743	No
111	GOM_NL__2PRFIN20110626_094242_000000403104_00022_48743_8578.N1	26-JUN-2011 09:42:42	Bright	40.000	59	55Alp Oph	2.0800	8900.0	80	48743	No
112	GOM_NL__2PRFIN20110626_095154_000000503104_00022_48743_8579.N1	26-JUN-2011 09:51:54	Bright	49.500	5	3Alp Lyr	0.033000	11000.	99	48743	No
113	GOM_NL__2PRFIN20110626_095412_000000393104_00022_48743_8580.N1	26-JUN-2011 09:54:12	Bright	38.500	130	23Bet Dra	2.7990	5800.0	77	48743	No
114	GOM_NL__2PRFIN20110626_101040_000000483104_00022_48743_8581.N1	26-JUN-2011 10:10:40	Bright	47.500	74	11Bet Cas	2.2680	6600.0	95	48743	No
115	GOM_NL__2PRFIN20110626_101217_000000553104_00022_48743_8582.N1	26-JUN-2011 10:12:17	Bright	54.500	68	18Alp Cas	2.2250	4500.0	109	48743	No
116	GOM_NL__2PRFIN20110626_101453_000000513104_00022_48743_8583.N1	26-JUN-2011 10:14:53	Bright	51.000	160	23Gam Per	2.9300	4700.0	102	48743	No
117	GOM_NL__2PRFIN20110626_101816_000000483104_00022_48743_8584.N1	26-JUN-2011 10:18:16	Bright	48.000	73	57Gam1And	2.2600	13100.	96	48743	No
118	GOM_NL__2PRFIN20110626_102046_000000483104_00022_48743_8585.N1	26-JUN-2011 10:20:46	Twilight_and_stray	47.500	173	4Bet Tri	3.0040	8900.0	95	48743	No
119	GOM_NL__2PRFIN20110626_102447_000000543104_00022_48743_8586.N1	26-JUN-2011 10:24:47	Dark	53.500	50	13Alp Ari	2.0070	4250.0	107	48743	No
120	GOM_NL__2PRFIN20110626_102941_000000473104_00022_48743_8587.N1	26-JUN-2011 10:29:41	Dark	47.000	94	92Alp Cet	2.5260	3100.0	94	48743	No
121	GOM_NL__2PRFIN20110626_104820_000000523104_00023_48744_8593.N1	26-JUN-2011 10:48:20	Dark	52.000	84	Alp Phe	2.3970	4500.0	104	48744	No
122	GOM_NL__2PRFIN20110626_105448_000000543104_00023_48744_8594.N1	26-JUN-2011 10:54:48	Straylight	53.500	63	Bet Gru	2.1500	2800.0	107	48744	No
123	GOM_NL__2PRFIN20110626_105648_000000503104_00023_48744_8595.N1	26-JUN-2011 10:56:48	Straylight	49.500	31	Alp Gru	1.7340	15200.	99	48744	No
124	GOM_NL__2PRFIN20110626_105933_000000443104_00023_48744_8596.N1	26-JUN-2011 10:59:33	Straylight	44.000	45	Alp Pav	1.9400	26000.	88	48744	No
125	GOM_NL__2PRFIN20110626_110832_000000463104_00023_48744_8597.N1	26-JUN-2011 11:08:32	Twilight_and_stray	45.500	38	20Eps Sgr	1.8360	11000.	91	48744	No
126	GOM_NL__2PRFIN20110626_110955_000000573104_00023_48744_8598.N1	26-JUN-2011 11:09:55	Bright	57.000	116	19Del Sgr	2.7000	4100.0	114	48744	No
127	GOM_NL__2PRFIN20110626_111202_000000473104_00023_48744_8599.N1	26-JUN-2011 11:12:02	Bright	47.000	155	41Pi Sgr	2.9000	6600.0	94	48744	No
128	GOM_NL__2PRFIN20110626_112034_000000403104_00023_48744_8600.N1	26-JUN-2011 11:20:34	Bright	40.000	126	60Bet Oph	2.7700	4250.0	80	48744	No
129	GOM_NL__2PRFIN20110626_112255_000000383104_00023_48744_8601.N1	26-JUN-2011 11:22:55	Bright	38.000	59	55Alp Oph	2.0800	8900.0	76	48744	No
130	GOM_NL__2PRFIN20110626_113207_000000503104_00023_48744_8602.N1	26-JUN-2011 11:32:07	Bright	49.500	5	3Alp Lyr	0.033000	11000.	99	48744	No
131	GOM_NL__2PRFIN20110626_113426_000000383104_00023_48744_8603.N1	26-JUN-2011 11:34:26	Bright	37.500	130	23Bet Dra	2.7990	5800.0	75	48744	No
132	GOM_NL__2PRFIN20110626_115053_000000693104_00023_48744_8604.N1	26-JUN-2011 11:50:53	Bright	69.000	74	11Bet Cas	2.2680	6600.0	138	48744	No
133	GOM_NL__2PRFIN20110626_115230_000000473104_00023_48744_8605.N1	26-JUN-2011 11:52:30	Bright	47.000	68	18Alp Cas	2.2250	4500.0	94	48744	No
134	GOM_NL__2PRFIN20110626_115507_000000363104_00023_48744_8606.N1	26-JUN-2011 11:55:07	Bright	35.500	160	23Gam Per	2.9300	4700.0	71	48744	No
135	GOM_NL__2PRFIN20110626_115830_000000473104_00023_48744_8607.N1	26-JUN-2011 11:58:30	Bright	46.500	73	57Gam1And	2.2600	13100.	93	48744	No
136	GOM_NL__2PRFIN20110626_120100_000000483104_00023_48744_8608.N1	26-JUN-2011 12:01:00	Twilight_and_stray	47.500	173	4Bet Tri	3.0040	8900.0	95	48744	No
137	GOM_NL__2PRFIN20110626_120501_000000553104_00023_48744_8609.N1	26-JUN-2011 12:05:01	Dark	55.000	50	13Alp Ari	2.0070	4250.0	110	48744	No
138	GOM_NL__2PRFIN20110626_120955_000000473104_00023_48744_8610.N1	26-JUN-2011 12:09:55	Dark	46.500	94	92Alp Cet	2.5260	3100.0	93	48744	No
139	GOM_NL__2PRFIN20110626_122835_000000573104_00024_48745_8633.N1	26-JUN-2011 12:28:35	Dark	56.500	84	Alp Phe	2.3970	4500.0	113	48745	No
140	GOM_NL__2PRFIN20110626_123504_000000523104_00024_48745_8634.N1	26-JUN-2011 12:35:04	Straylight	52.000	63	Bet Gru	2.1500	2800.0	104	48745	No
141	GOM_NL__2PRFIN20110626_123703_000000503104_00024_48745_8635.N1	26-JUN-2011 12:37:03	Straylight	49.500	31	Alp Gru	1.7340	15200.	99	48745	No
142	GOM_NL__2PRFIN20110626_123947_000000423104_00024_48745_8636.N1	26-JUN-2011 12:39:47	Straylight	41.500	45	Alp Pav	1.9400	26000.	83	48745	No
143	GOM_NL__2PRFIN20110626_124846_000000433104_00024_48745_8637.N1	26-JUN-2011 12:48:46	Twilight_and_stray	43.000	38	20Eps Sgr	1.8360	11000.	86	48745	No
144	GOM_NL__2PRFIN20110626_125009_000000483104_00024_48745_8638.N1	26-JUN-2011 12:50:09	Bright	48.000	116	19Del Sgr	2.7000	4100.0	96	48745	No
145	GOM_NL__2PRFIN20110626_125216_000000473104_00024_48745_8639.N1	26-JUN-2011 12:52:16	Bright	46.500	155	41Pi Sgr	2.9000	6600.0	93	48745	No
146	GOM_NL__2PRFIN20110626_130048_000000393104_00024_48745_8640.N1	26-JUN-2011 13:00:48	Bright	39.000	126	60Bet Oph	2.7700	4250.0	78	48745	No
147	GOM_NL__2PRFIN20110626_130309_000000373104_00024_48745_8641.N1	26-JUN-2011 13:03:09	Bright	37.000	59	55Alp Oph	2.0800	8900.0	74	48745	No
148	GOM_NL__2PRFIN20110626_131221_000000413104_00024_48745_8642.N1	26-JUN-2011 13:12:21	Bright	41.000	5	3Alp Lyr	0.033000	11000.	82	48745	No
149	GOM_NL__2PRFIN20110626_131440_000000403104_00024_48745_8643.N1	26-JUN-2011 13:14:40	Bright	39.500	130	23Bet Dra	2.7990	5800.0	79	48745	No
150	GOM_NL__2PRFIN20110626_133107_000000443104_00024_48745_8644.N1	26-JUN-2011 13:31:07	Bright	44.000	74	11Bet Cas	2.2680	6600.0	88	48745	No
151	GOM_NL__2PRFIN20110626_133244_000000483104_00024_48745_8645.N1	26-JUN-2011 13:32:44	Bright	48.000	68	18Alp Cas	2.2250	4500.0	96	48745	No
152	GOM_NL__2PRFIN20110626_133520_000000553104_00024_48745_8646.N1	26-JUN-2011 13:35:20	Bright	55.000	160	23Gam Per	2.9300	4700.0	110	48745	No
153	GOM_NL__2PRFIN20110626_133844_000000483104_00024_48745_8647.N1	26-JUN-2011 13:38:44	Bright	47.500	73	57Gam1And	2.2600	13100.	95	48745	No
154	GOM_NL__2PRFIN20110626_134114_000000483104_00024_48745_8648.N1	26-JUN-2011 13:41:14	Twilight_and_stray	48.000	173	4Bet Tri	3.0040	8900.0	96	48745	No
155	GOM_NL__2PRFIN20110626_134516_000000523104_00024_48745_8649.N1	26-JUN-2011 13:45:16	Dark	52.000	50	13Alp Ari	2.0070	4250.0	104	48745	No
156	GOM_NL__2PRFIN20110626_135009_000000483104_00024_48745_8650.N1	26-JUN-2011 13:50:09	Dark	48.000	94	92Alp Cet	2.5260	3100.0	96	48745	No
157	GOM_NL__2PRFIN20110626_140850_000000593104_00025_48746_8666.N1	26-JUN-2011 14:08:50	Dark	58.500	84	Alp Phe	2.3970	4500.0	117	48746	No
158	GOM_NL__2PRFIN20110626_141518_000000523104_00025_48746_8667.N1	26-JUN-2011 14:15:18	Straylight	52.000	63	Bet Gru	2.1500	2800.0	104	48746	No
159	GOM_NL__2PRFIN20110626_141718_000000523104_00025_48746_8668.N1	26-JUN-2011 14:17:18	Straylight	52.000	31	Alp Gru	1.7340	15200.	104	48746	No
160	GOM_NL__2PRFIN20110626_142002_000000413104_00025_48746_8669.N1	26-JUN-2011 14:20:02	Straylight	41.000	45	Alp Pav	1.9400	26000.	82	48746	No

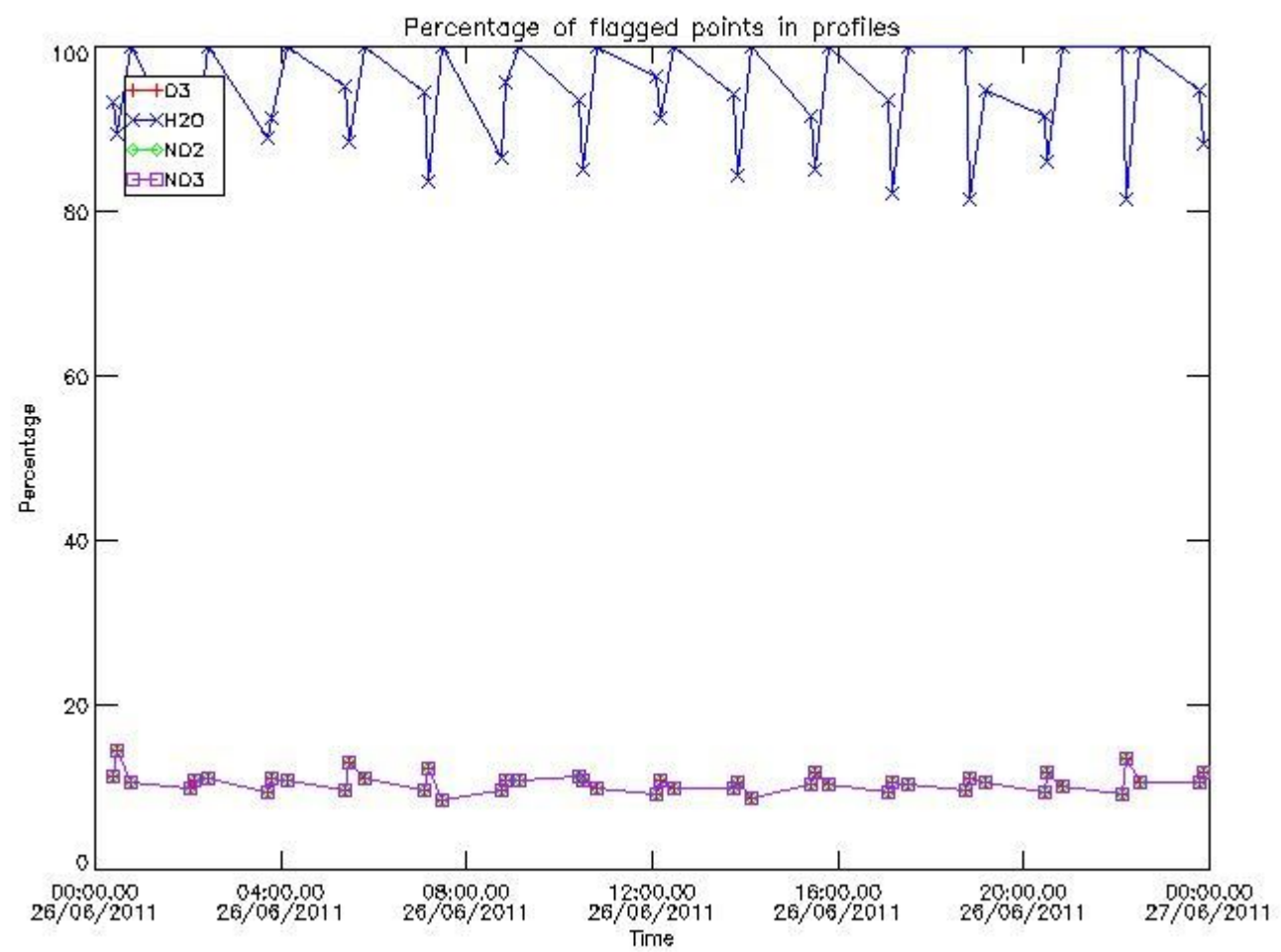
161	GOM_NL__2PRFIN20110626_142901_000000453104_00025_48746_8670.N1	26-JUN-2011 14:29:01	Tw_i_and_stray	44.500	38	20Eps Sgr	1.8360	11000.	89	48746	No
162	GOM_NL__2PRFIN20110626_143023_000000493104_00025_48746_8671.N1	26-JUN-2011 14:30:23	Bright	49.000	116	19Del Sgr	2.7000	4100.0	98	48746	No
163	GOM_NL__2PRFIN20110626_143230_000000483104_00025_48746_8672.N1	26-JUN-2011 14:32:30	Bright	47.500	155	41Pi Sgr	2.9000	6600.0	95	48746	No
164	GOM_NL__2PRFIN20110626_144102_000000393104_00025_48746_8673.N1	26-JUN-2011 14:41:02	Bright	39.000	126	60Bet Oph	2.7700	4250.0	78	48746	No
165	GOM_NL__2PRFIN20110626_144323_000000403104_00025_48746_8674.N1	26-JUN-2011 14:43:23	Bright	39.500	59	55Alp Oph	2.0800	8900.0	79	48746	No
166	GOM_NL__2PRFIN20110626_145234_000000423104_00025_48746_8675.N1	26-JUN-2011 14:52:34	Bright	42.000	5	3Alp Lyr	0.033000	11000.	84	48746	No
167	GOM_NL__2PRFIN20110626_145453_000000393104_00025_48746_8676.N1	26-JUN-2011 14:54:53	Bright	38.500	130	23Bet Dra	2.7990	5800.0	77	48746	No
168	GOM_NL__2PRFIN20110626_151121_000000463104_00025_48746_8677.N1	26-JUN-2011 15:11:21	Bright	46.000	74	11Bet Cas	2.2680	6600.0	92	48746	No
169	GOM_NL__2PRFIN20110626_151258_000000493104_00025_48746_8678.N1	26-JUN-2011 15:12:58	Bright	48.500	68	18Alp Cas	2.2250	4500.0	97	48746	No
170	GOM_NL__2PRFIN20110626_151534_000000383104_00025_48746_8679.N1	26-JUN-2011 15:15:34	Bright	37.500	160	23Gam Per	2.9300	4700.0	75	48746	No
171	GOM_NL__2PRFIN20110626_151857_000000583104_00025_48746_8680.N1	26-JUN-2011 15:18:57	Bright	58.000	73	57Gam1And	2.2600	13100.	116	48746	No
172	GOM_NL__2PRFIN20110626_152128_000000463104_00025_48746_8681.N1	26-JUN-2011 15:21:28	Tw_i_and_stray	46.000	173	4Bet Tri	3.0040	8900.0	92	48746	No
173	GOM_NL__2PRFIN20110626_152530_000000543104_00025_48746_8682.N1	26-JUN-2011 15:25:30	Dark	54.000	50	13Alp Ari	2.0070	4250.0	108	48746	No
174	GOM_NL__2PRFIN20110626_153024_000000483104_00025_48746_8683.N1	26-JUN-2011 15:30:24	Dark	47.500	94	92Alp Cet	2.5260	3100.0	95	48746	No
175	GOM_NL__2PRFIN20110626_154905_000000493104_00026_48747_8724.N1	26-JUN-2011 15:49:05	Dark	49.000	84	Alp Phe	2.3970	4500.0	98	48747	No
176	GOM_NL__2PRFIN20110626_155533_000000563104_00026_48747_8725.N1	26-JUN-2011 15:55:33	Straylight	56.000	63	Bet Gru	2.1500	2800.0	112	48747	No
177	GOM_NL__2PRFIN20110626_155733_000000493104_00026_48747_8726.N1	26-JUN-2011 15:57:33	Straylight	48.500	31	Alp Gru	1.7340	15200.	97	48747	No
178	GOM_NL__2PRFIN20110626_160016_000000433104_00026_48747_8727.N1	26-JUN-2011 16:00:16	Straylight	43.000	45	Alp Pav	1.9400	26000.	86	48747	No
179	GOM_NL__2PRFIN20110626_160915_000000473104_00026_48747_8728.N1	26-JUN-2011 16:09:15	Tw_i_and_stray	46.500	38	20Eps Sgr	1.8360	11000.	93	48747	No
180	GOM_NL__2PRFIN20110626_161038_000000513104_00026_48747_8729.N1	26-JUN-2011 16:10:38	Bright	51.000	116	19Del Sgr	2.7000	4100.0	102	48747	No
181	GOM_NL__2PRFIN20110626_161244_000000483104_00026_48747_8730.N1	26-JUN-2011 16:12:44	Bright	48.000	155	41Pi Sgr	2.9000	6600.0	96	48747	No
182	GOM_NL__2PRFIN20110626_162116_000000383104_00026_48747_8731.N1	26-JUN-2011 16:21:16	Bright	38.000	126	60Bet Oph	2.7700	4250.0	76	48747	No
183	GOM_NL__2PRFIN20110626_162337_000000403104_00026_48747_8732.N1	26-JUN-2011 16:23:37	Bright	39.500	59	55Alp Oph	2.0800	8900.0	79	48747	No
184	GOM_NL__2PRFIN20110626_163247_000000473104_00026_48747_8733.N1	26-JUN-2011 16:32:47	Bright	46.500	5	3Alp Lyr	0.033000	11000.	93	48747	No
185	GOM_NL__2PRFIN20110626_163507_000000403104_00026_48747_8734.N1	26-JUN-2011 16:35:07	Bright	40.000	130	23Bet Dra	2.7990	5800.0	80	48747	No
186	GOM_NL__2PRFIN20110626_165134_000000473104_00026_48747_8735.N1	26-JUN-2011 16:51:34	Bright	46.500	74	11Bet Cas	2.2680	6600.0	93	48747	No
187	GOM_NL__2PRFIN20110626_165311_000000473104_00026_48747_8736.N1	26-JUN-2011 16:53:11	Bright	47.000	68	18Alp Cas	2.2250	4500.0	94	48747	No
188	GOM_NL__2PRFIN20110626_165548_000000353104_00026_48747_8737.N1	26-JUN-2011 16:55:48	Bright	35.000	160	23Gam Per	2.9300	4700.0	70	48747	No
189	GOM_NL__2PRFIN20110626_165911_000000553104_00026_48747_8738.N1	26-JUN-2011 16:59:11	Bright	54.500	73	57Gam1And	2.2600	13100.	109	48747	No
190	GOM_NL__2PRFIN20110626_170142_000000473104_00026_48747_8739.N1	26-JUN-2011 17:01:42	Tw_i_and_stray	46.500	173	4Bet Tri	3.0040	8900.0	93	48747	No
191	GOM_NL__2PRFIN20110626_170544_000000543104_00026_48747_8740.N1	26-JUN-2011 17:05:44	Dark	54.000	50	13Alp Ari	2.0070	4250.0	108	48747	No
192	GOM_NL__2PRFIN20110626_171038_000000483104_00026_48747_8741.N1	26-JUN-2011 17:10:38	Dark	48.000	94	92Alp Cet	2.5260	3100.0	96	48747	No
193	GOM_NL__2PRFIN20110626_172919_000000493104_00027_48748_8756.N1	26-JUN-2011 17:29:19	Dark	49.000	84	Alp Phe	2.3970	4500.0	98	48748	No
194	GOM_NL__2PRFIN20110626_173549_000000543104_00027_48748_8757.N1	26-JUN-2011 17:35:49	Straylight	53.500	63	Bet Gru	2.1500	2800.0	107	48748	No
195	GOM_NL__2PRFIN20110626_173748_000000513104_00027_48748_8758.N1	26-JUN-2011 17:37:48	Straylight	50.500	31	Alp Gru	1.7340	15200.	101	48748	No
196	GOM_NL__2PRFIN20110626_174031_000000413104_00027_48748_8759.N1	26-JUN-2011 17:40:31	Straylight	41.000	45	Alp Pav	1.9400	26000.	82	48748	No
197	GOM_NL__2PRFIN20110626_174929_000000413104_00027_48748_8760.N1	26-JUN-2011 17:49:29	Tw_i_and_stray	41.000	38	20Eps Sgr	1.8360	11000.	82	48748	No
198	GOM_NL__2PRFIN20110626_175052_000000533104_00027_48748_8761.N1	26-JUN-2011 17:50:52	Bright	53.000	116	19Del Sgr	2.7000	4100.0	106	48748	No
199	GOM_NL__2PRFIN20110626_175258_000000473104_00027_48748_8762.N1	26-JUN-2011 17:52:58	Bright	47.000	155	41Pi Sgr	2.9000	6600.0	94	48748	No
200	GOM_NL__2PRFIN20110626_180130_000000393104_00027_48748_8763.N1	26-JUN-2011 18:01:30	Bright	39.000	126	60Bet Oph	2.7700	4250.0	78	48748	No
201	GOM_NL__2PRFIN20110626_180351_000000393104_00027_48748_8764.N1	26-JUN-2011 18:03:51	Bright	39.000	59	55Alp Oph	2.0800	8900.0	78	48748	No
202	GOM_NL__2PRFIN20110626_181301_000000433104_00027_48748_8765.N1	26-JUN-2011 18:13:01	Bright	43.000	5	3Alp Lyr	0.033000	11000.	86	48748	No
203	GOM_NL__2PRFIN20110626_181521_000000393104_00027_48748_8766.N1	26-JUN-2011 18:15:21	Bright	39.000	130	23Bet Dra	2.7990	5800.0	78	48748	No
204	GOM_NL__2PRFIN20110626_183147_000000613104_00027_48748_8767.N1	26-JUN-2011 18:31:47	Bright	60.500	74	11Bet Cas	2.2680	6600.0	121	48748	No
205	GOM_NL__2PRFIN20110626_183324_000000573104_00027_48748_8768.N1	26-JUN-2011 18:33:24	Bright	57.000	68	18Alp Cas	2.2250	4500.0	114	48748	No
206	GOM_NL__2PRFIN20110626_183602_000000553104_00027_48748_8769.N1	26-JUN-2011 18:36:02	Bright	55.000	160	23Gam Per	2.9300	4700.0	110	48748	No
207	GOM_NL__2PRFIN20110626_183925_000000483104_00027_48748_8770.N1	26-JUN-2011 18:39:25	Bright	48.000	73	57Gam1And	2.2600	13100.	96	48748	No
208	GOM_NL__2PRFIN20110626_184157_000000483104_00027_48748_8771.N1	26-JUN-2011 18:41:57	Tw_i_and_stray	47.500	173	4Bet Tri	3.0040	8900.0	95	48748	No
209	GOM_NL__2PRFIN20110626_184558_000000533104_00027_48748_8772.N1	26-JUN-2011 18:45:58	Dark	53.000	50	13Alp Ari	2.0070	4250.0	106	48748	No
210	GOM_NL__2PRFIN20110626_185052_000000463104_00027_48748_8773.N1	26-JUN-2011 18:50:52	Dark	46.000	94	92Alp Cet	2.5260	3100.0	92	48748	No
211	GOM_NL__2PRFIN20110626_190935_000000493104_00028_48749_8786.N1	26-JUN-2011 19:09:35	Dark	48.500	84	Alp Phe	2.3970	4500.0	97	48749	No
212	GOM_NL__2PRFIN20110626_191603_000000553104_00028_48749_8787.N1	26-JUN-2011 19:16:03	Straylight	54.500	63	Bet Gru	2.1500	2800.0	109	48749	No
213	GOM_NL__2PRFIN20110626_191803_000000483104_00028_48749_8788.N1	26-JUN-2011 19:18:03	Straylight	47.500	31	Alp Gru	1.7340	15200.	95	48749	No
214	GOM_NL__2PRFIN20110626_192046_000000413104_00028_48749_8789.N1	26-JUN-2011 19:20:46	Straylight	40.500	45	Alp Pav	1.9400	26000.	81	48749	No
215	GOM_NL__2PRFIN20110626_192944_000000453104_00028_48749_8790.N1	26-JUN-2011 19:29:44	Tw_i_and_stray	45.000	38	20Eps Sgr	1.8360	11000.	90	48749	No
216	GOM_NL__2PRFIN20110626_193106_000000573104_00028_48749_8791.N1	26-JUN-2011 19:31:06	Bright	57.000	116	19Del Sgr	2.7000	4100.0	114	48749	No
217	GOM_NL__2PRFIN20110626_193312_000000483104_00028_48749_8792.N1	26-JUN-2011 19:33:12	Bright	48.000	155	41Pi Sgr	2.9000	6600.0	96	48749	No
218	GOM_NL__2PRFIN20110626_194144_000000393104_00028_48749_8793.N1	26-JUN-2011 19:41:44	Bright	38.500	126	60Bet Oph	2.7700	4250.0	77	48749	No
219	GOM_NL__2PRFIN20110626_194405_000000393104_00028_48749_8794.N1	26-JUN-2011 19:44:05	Bright	38.500	59	55Alp Oph	2.0800	8900.0	77	48749	No

220	GOM_NL__2PRFIN20110626_195314_000000433104_00028_48749_8795.N1	26-JUN-2011 19:53:14	Bright	42.500	5	3Alp Lyr	0.033000	11000.	85	48749	No
221	GOM_NL__2PRFIN20110626_195535_000000393104_00028_48749_8796.N1	26-JUN-2011 19:55:35	Bright	38.500	130	23Bet Dra	2.7990	5800.0	77	48749	No
222	GOM_NL__2PRFIN20110626_201201_000000453104_00028_48749_8797.N1	26-JUN-2011 20:12:01	Bright	44.500	74	11Bet Cas	2.2680	6600.0	89	48749	No
223	GOM_NL__2PRFIN20110626_201338_000000483104_00028_48749_8798.N1	26-JUN-2011 20:13:38	Bright	47.500	68	18Alp Cas	2.2250	4500.0	95	48749	No
224	GOM_NL__2PRFIN20110626_201616_000000363104_00028_48749_8799.N1	26-JUN-2011 20:16:16	Bright	36.000	160	23Gam Per	2.9300	4700.0	72	48749	No
225	GOM_NL__2PRFIN20110626_201939_000000463104_00028_48749_8800.N1	26-JUN-2011 20:19:39	Bright	45.500	73	57Gam1And	2.2600	13100.	91	48749	No
226	GOM_NL__2PRFIN20110626_202210_000000473104_00028_48749_8801.N1	26-JUN-2011 20:22:10	Tw_i_and_stray	47.000	173	4Bet Tri	3.0040	8900.0	94	48749	No
227	GOM_NL__2PRFIN20110626_202613_000000553104_00028_48749_8802.N1	26-JUN-2011 20:26:13	Dark	54.500	50	13Alp Ari	2.0070	4250.0	109	48749	No
228	GOM_NL__2PRFIN20110626_203107_000000443104_00028_48749_8803.N1	26-JUN-2011 20:31:07	Dark	43.500	94	92Alp Cet	2.5260	3100.0	87	48749	No
229	GOM_NL__2PRFIN20110626_204950_000000503104_00029_48750_8817.N1	26-JUN-2011 20:49:50	Dark	50.000	84	Alp Phe	2.3970	4500.0	100	48750	No
230	GOM_NL__2PRFIN20110626_205618_000000533104_00029_48750_8818.N1	26-JUN-2011 20:56:18	Straylight	53.000	63	Bet Gru	2.1500	2800.0	106	48750	No
231	GOM_NL__2PRFIN20110626_205817_000000503104_00029_48750_8819.N1	26-JUN-2011 20:58:17	Straylight	49.500	31	Alp Gru	1.7340	15200.	99	48750	No
232	GOM_NL__2PRFIN20110626_210100_000000403104_00029_48750_8820.N1	26-JUN-2011 21:01:00	Straylight	40.000	45	Alp Pav	1.9400	26000.	80	48750	No
233	GOM_NL__2PRFIN20110626_210958_000000453104_00029_48750_8821.N1	26-JUN-2011 21:09:58	Tw_i_and_stray	45.000	38	20Eps Sgr	1.8360	11000.	90	48750	No
234	GOM_NL__2PRFIN20110626_211120_000000553104_00029_48750_8822.N1	26-JUN-2011 21:11:20	Bright	54.500	116	19Del Sgr	2.7000	4100.0	109	48750	No
235	GOM_NL__2PRFIN20110626_211327_000000473104_00029_48750_8823.N1	26-JUN-2011 21:13:27	Bright	46.500	155	41Pi Sgr	2.9000	6600.0	93	48750	No
236	GOM_NL__2PRFIN20110626_212158_000000393104_00029_48750_8824.N1	26-JUN-2011 21:21:58	Bright	38.500	126	60Bet Oph	2.7700	4250.0	77	48750	No
237	GOM_NL__2PRFIN20110626_212419_000000383104_00029_48750_8825.N1	26-JUN-2011 21:24:19	Bright	38.000	59	55Alp Oph	2.0800	8900.0	76	48750	No
238	GOM_NL__2PRFIN20110626_213327_000000423104_00029_48750_8826.N1	26-JUN-2011 21:33:27	Bright	42.000	5	3Alp Lyr	0.033000	11000.	84	48750	No
239	GOM_NL__2PRFIN20110626_213548_000000403104_00029_48750_8827.N1	26-JUN-2011 21:35:48	Bright	39.500	130	23Bet Dra	2.7990	5800.0	79	48750	No
240	GOM_NL__2PRFIN20110626_215214_000000473104_00029_48750_8828.N1	26-JUN-2011 21:52:14	Bright	46.500	74	11Bet Cas	2.2680	6600.0	93	48750	No
241	GOM_NL__2PRFIN20110626_215352_000000473104_00029_48750_8829.N1	26-JUN-2011 21:53:52	Bright	47.000	68	18Alp Cas	2.2250	4500.0	94	48750	No
242	GOM_NL__2PRFIN20110626_215630_000000553104_00029_48750_8830.N1	26-JUN-2011 21:56:30	Bright	55.000	160	23Gam Per	2.9300	4700.0	110	48750	No
243	GOM_NL__2PRFIN20110626_215953_000000463104_00029_48750_8831.N1	26-JUN-2011 21:59:53	Bright	45.500	73	57Gam1And	2.2600	13100.	91	48750	No
244	GOM_NL__2PRFIN20110626_220225_000000473104_00029_48750_8832.N1	26-JUN-2011 22:02:25	Tw_i_and_stray	47.000	173	4Bet Tri	3.0040	8900.0	94	48750	No
245	GOM_NL__2PRFIN20110626_220627_000000563104_00029_48750_8833.N1	26-JUN-2011 22:06:27	Dark	55.500	50	13Alp Ari	2.0070	4250.0	111	48750	No
246	GOM_NL__2PRFIN20110626_221121_000000383104_00029_48750_8834.N1	26-JUN-2011 22:11:21	Dark	37.500	94	92Alp Cet	2.5260	3100.0	75	48750	No
247	GOM_NL__2PRFIN20110626_223004_000000483104_00030_48751_8828.N1	26-JUN-2011 22:30:04	Dark	48.000	84	Alp Phe	2.3970	4500.0	96	48751	No
248	GOM_NL__2PRFIN20110626_223633_000000493104_00030_48751_8829.N1	26-JUN-2011 22:36:33	Straylight	49.000	63	Bet Gru	2.1500	2800.0	98	48751	No
249	GOM_NL__2PRFIN20110626_223832_000000503104_00030_48751_8830.N1	26-JUN-2011 22:38:32	Straylight	49.500	31	Alp Gru	1.7340	15200.	99	48751	No
250	GOM_NL__2PRFIN20110626_224114_000000413104_00030_48751_8831.N1	26-JUN-2011 22:41:14	Straylight	40.500	45	Alp Pav	1.9400	26000.	81	48751	No
251	GOM_NL__2PRFIN20110626_225012_000000463104_00030_48751_8832.N1	26-JUN-2011 22:50:12	Tw_i_and_stray	45.500	38	20Eps Sgr	1.8360	11000.	91	48751	No
252	GOM_NL__2PRFIN20110626_225135_000000563104_00030_48751_8833.N1	26-JUN-2011 22:51:35	Bright	55.500	116	19Del Sgr	2.7000	4100.0	111	48751	No
253	GOM_NL__2PRFIN20110626_225341_000000473104_00030_48751_8834.N1	26-JUN-2011 22:53:41	Bright	46.500	155	41Pi Sgr	2.9000	6600.0	93	48751	No
254	GOM_NL__2PRFIN20110626_230212_000000393104_00030_48751_8835.N1	26-JUN-2011 23:02:12	Bright	38.500	126	60Bet Oph	2.7700	4250.0	77	48751	No
255	GOM_NL__2PRFIN20110626_230432_000000383104_00030_48751_8836.N1	26-JUN-2011 23:04:32	Bright	37.500	59	55Alp Oph	2.0800	8900.0	75	48751	No
256	GOM_NL__2PRFIN20110626_231341_000000513104_00030_48751_8837.N1	26-JUN-2011 23:13:41	Bright	50.500	5	3Alp Lyr	0.033000	11000.	101	48751	No
257	GOM_NL__2PRFIN20110626_231602_000000363104_00030_48751_8838.N1	26-JUN-2011 23:16:02	Bright	35.500	130	23Bet Dra	2.7990	5800.0	71	48751	No
258	GOM_NL__2PRFIN20110626_233228_000000533104_00030_48751_8839.N1	26-JUN-2011 23:32:28	Bright	53.000	74	11Bet Cas	2.2680	6600.0	106	48751	No
259	GOM_NL__2PRFIN20110626_233405_000000493104_00030_48751_8840.N1	26-JUN-2011 23:34:05	Bright	48.500	68	18Alp Cas	2.2250	4500.0	97	48751	No
260	GOM_NL__2PRFIN20110626_233644_000000553104_00030_48751_8841.N1	26-JUN-2011 23:36:44	Bright	55.000	160	23Gam Per	2.9300	4700.0	110	48751	No
261	GOM_NL__2PRFIN20110626_234007_000000463104_00030_48751_8842.N1	26-JUN-2011 23:40:07	Bright	45.500	73	57Gam1And	2.2600	13100.	91	48751	No
262	GOM_NL__2PRFIN20110626_234239_000000473104_00030_48751_8843.N1	26-JUN-2011 23:42:39	Tw_i_and_stray	47.000	173	4Bet Tri	3.0040	8900.0	94	48751	No
263	GOM_NL__2PRFIN20110626_234641_000000493104_00030_48751_8844.N1	26-JUN-2011 23:46:41	Dark	48.500	50	13Alp Ari	2.0070	4250.0	97	48751	No
264	GOM_NL__2PRFIN20110626_235135_000000433104_00030_48751_8845.N1	26-JUN-2011 23:51:35	Dark	42.500	94	92Alp Cet	2.5260	3100.0	85	48751	No

3. Quality information per product

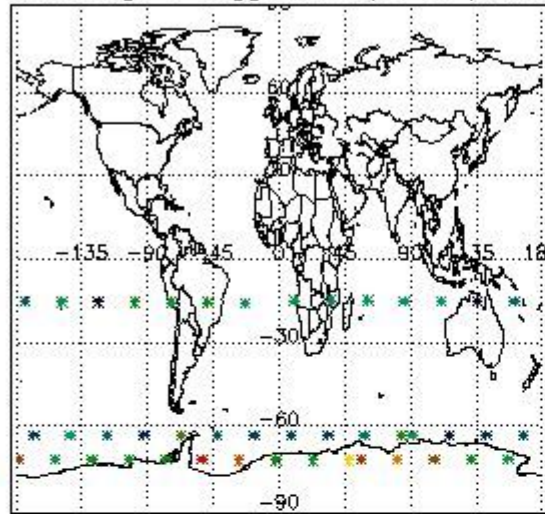
In this section it is plotted some information contained in the Quality Summary data set of the level 2 products. Only products in dark limb conditions and without errors (error flag in the MPH set to "0") are used.

3.1 Plot quality information per product (time dependant)

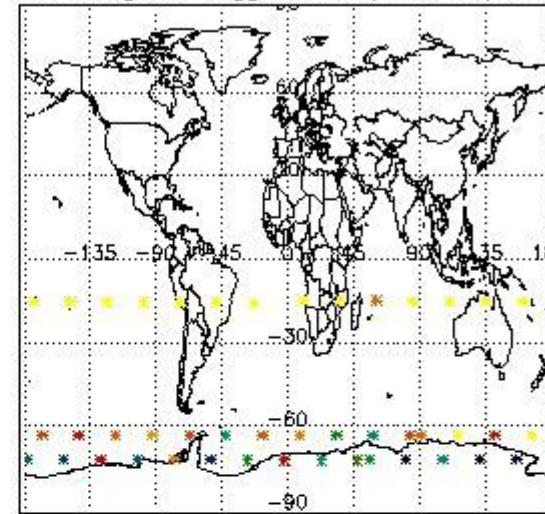


3.2 Plot quality information per product (world map)

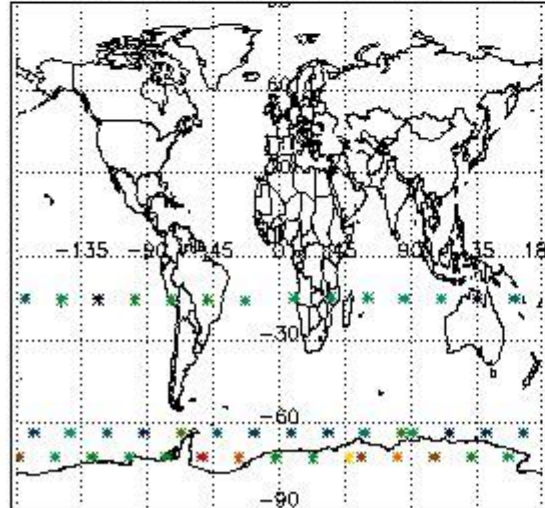
Percentage of flagged data per O3 profile



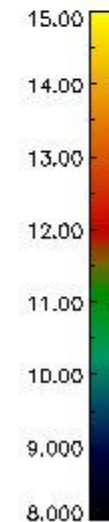
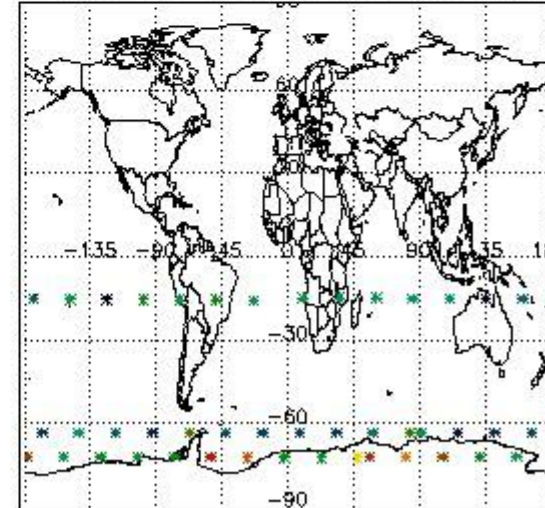
Percentage of flagged data per H2O profile



Percentage of flagged data per NO2 profile



Percentage of flagged data per NO3 profile

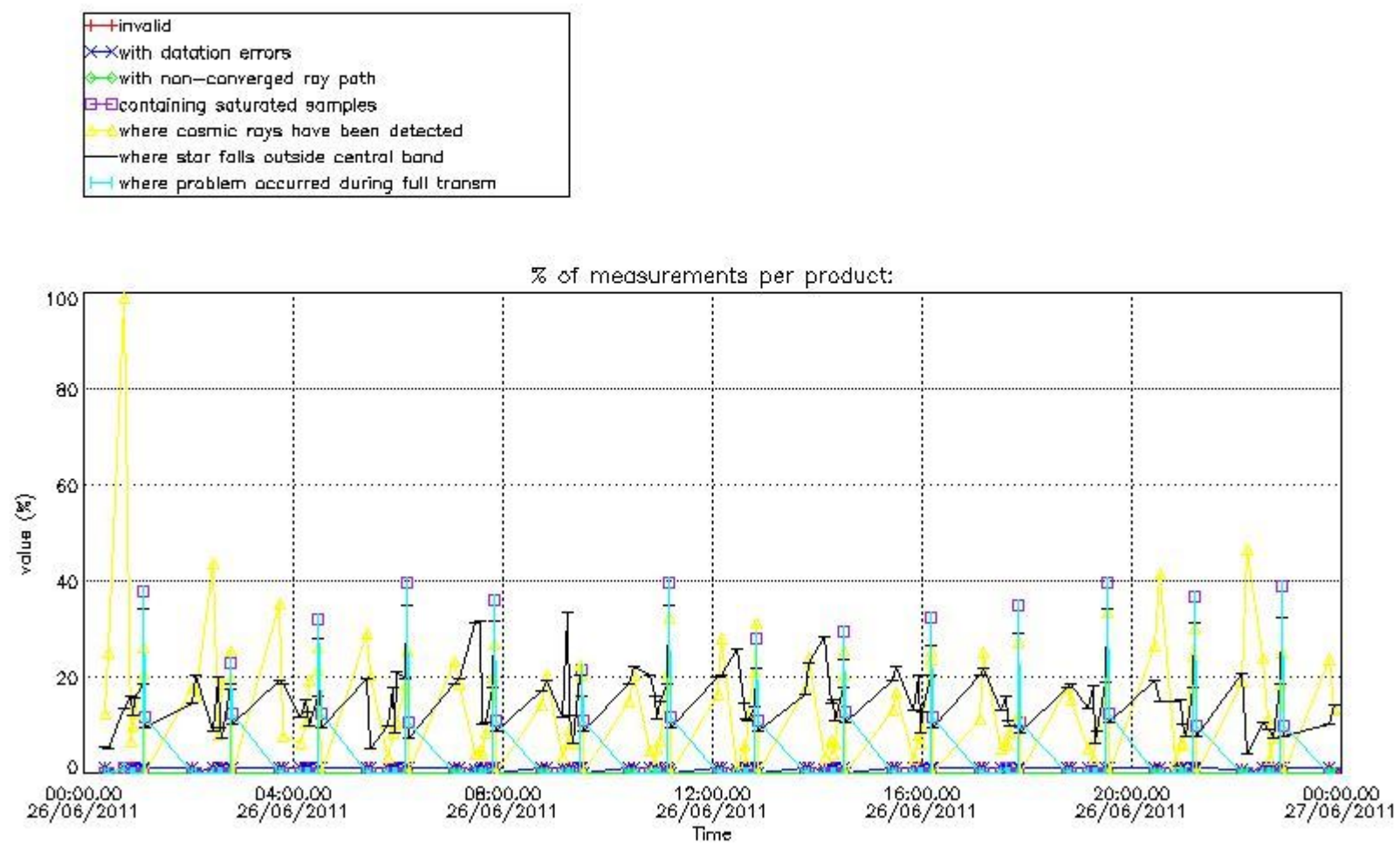


4. Level 1 quality information per product

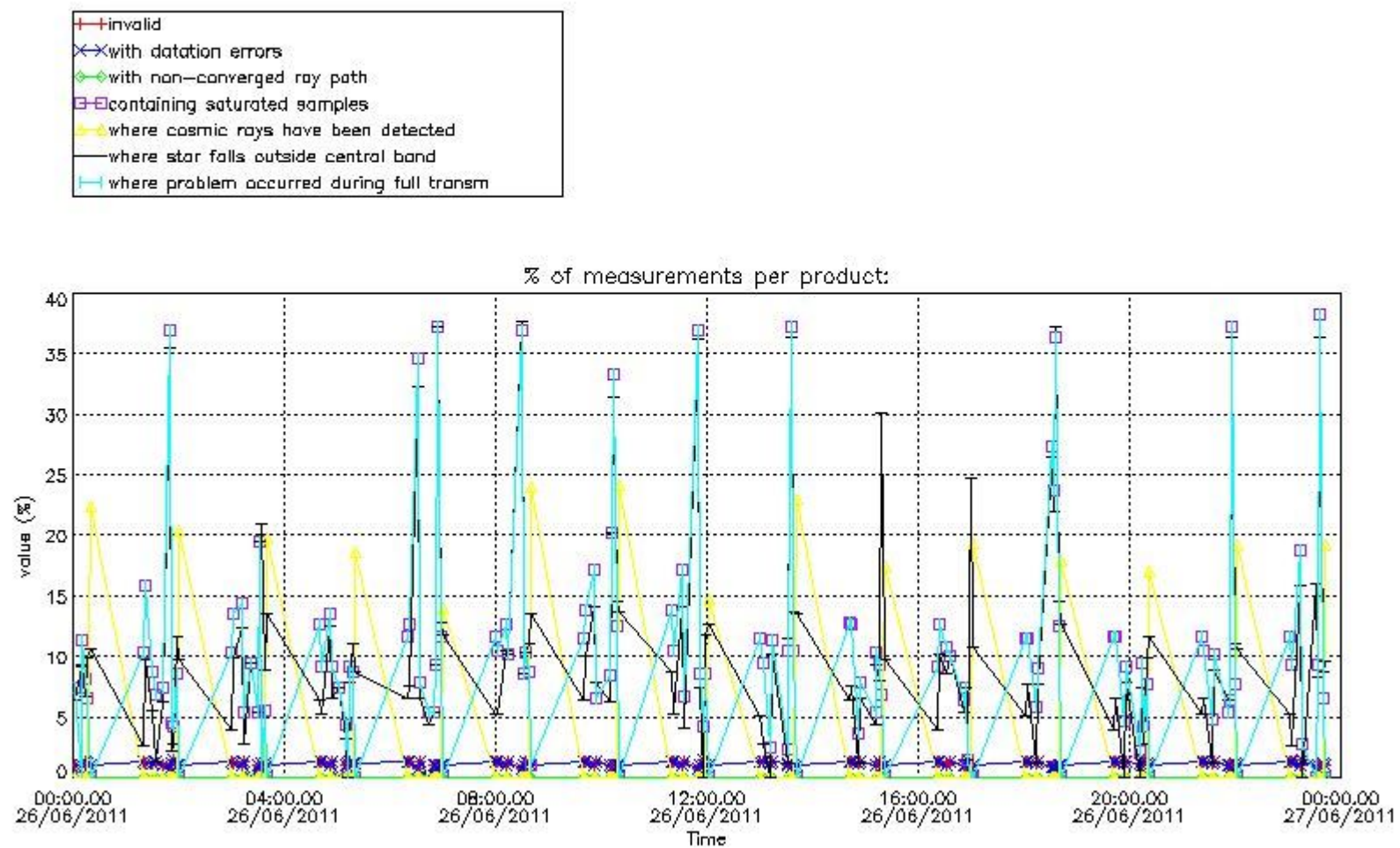
In this section it is plotted some information contained in the Quality Summary data set of the level 2 products that comes from the level 1b processing. Products without errors (error flag in the MPH set to "0") are used.

4.1 Plot quality information per product (time dependant) coming from level 1b processing

4.1.1 Plot level 1 quality information per product (time dependant): ENVISAT ASCENDING passes

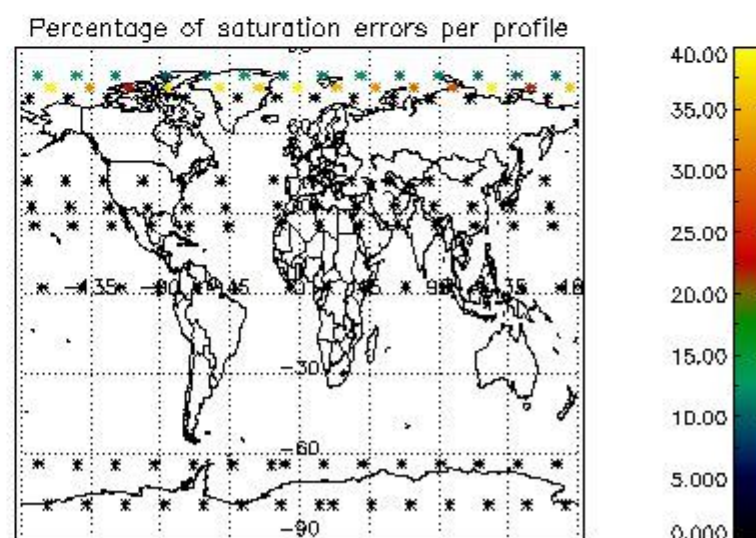
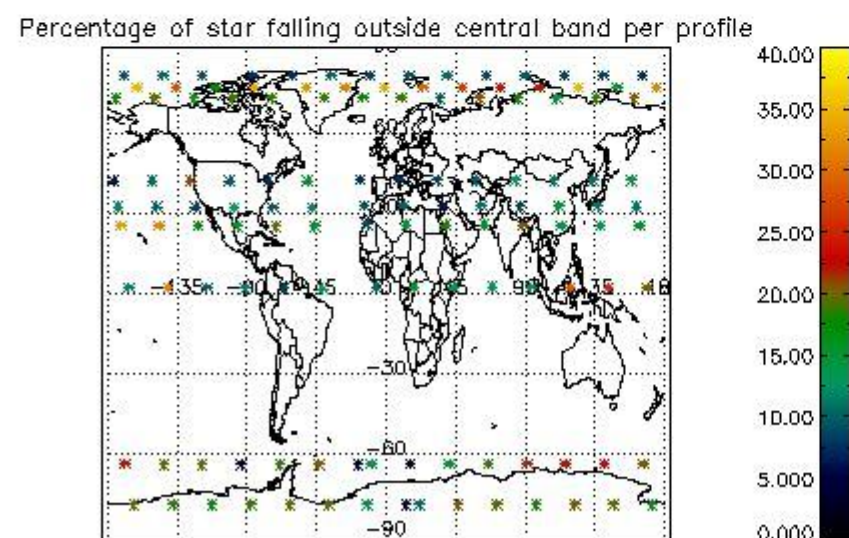
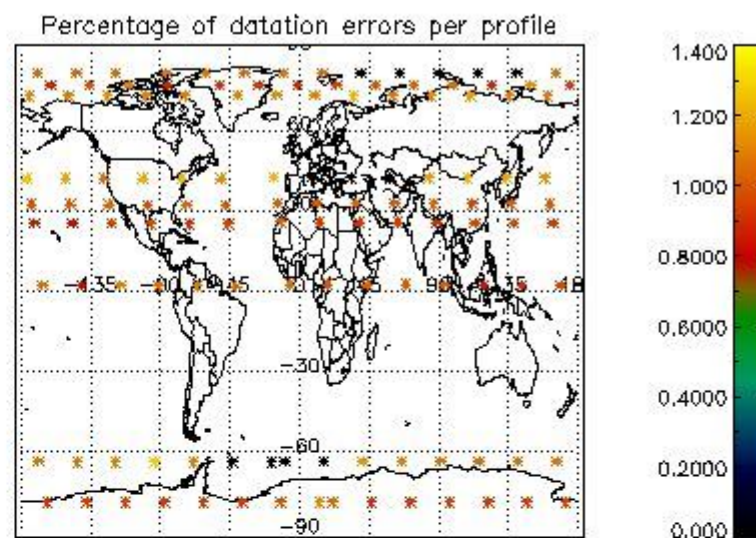
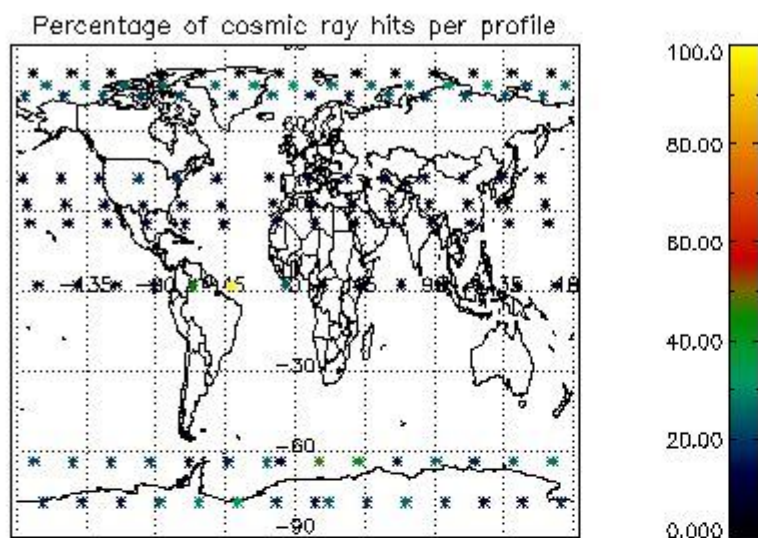


4.1.2 Plot level 1 quality information per product (time dependant): ENVISAT DESCENDING passes

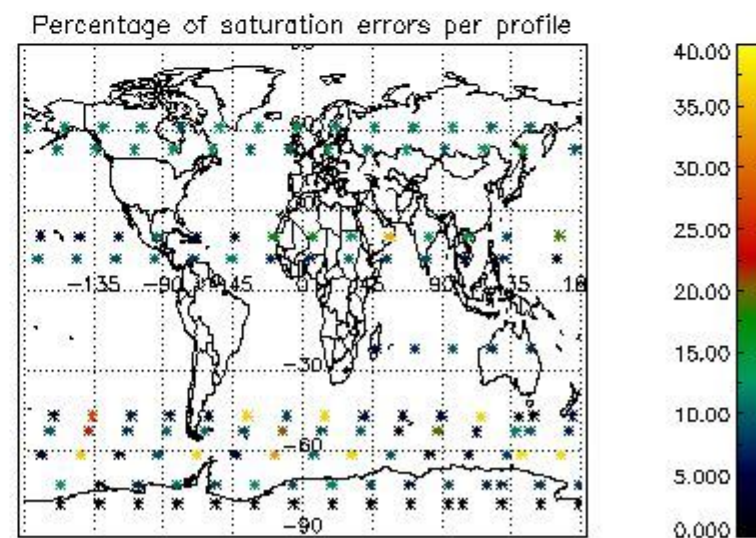
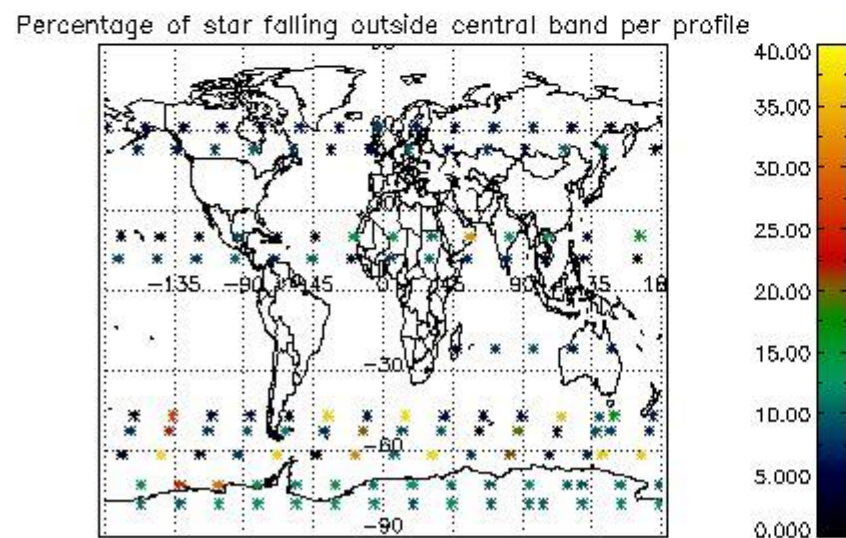
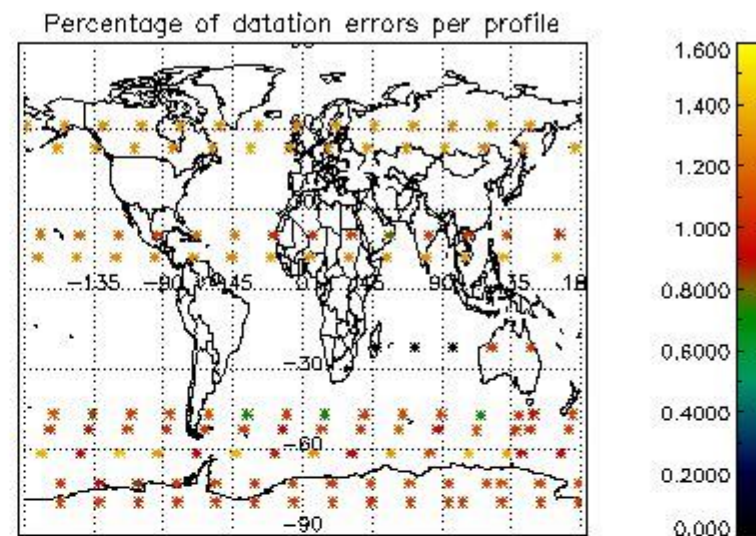
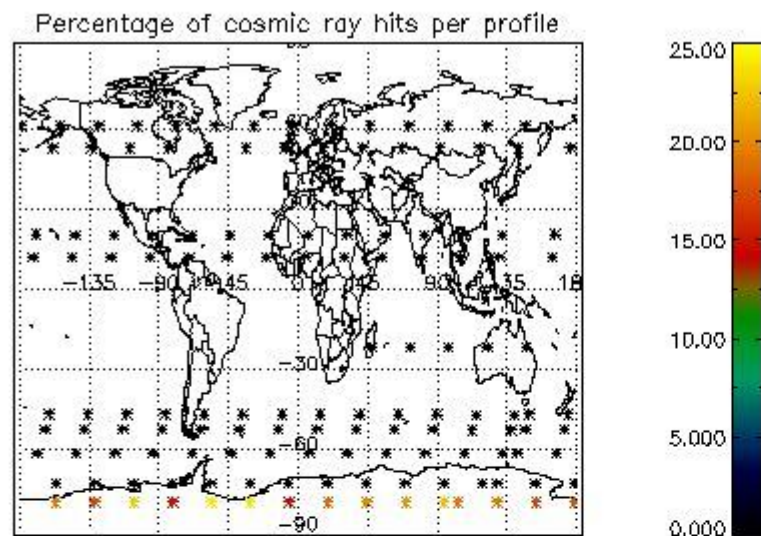


4.2 Plot quality information per product coming from level 1b processing (world map)

4.2.1 Plot level 1 quality information per product (world map): ENVISAT ASCENDING passes



4.2.2 Plot level 1 quality information per product (world map): ENVISAT DESCENDING passes



5. Trace gas profiles

5.1 Ozone statistics based on quality of products

The final quality of the products can be "measured" using the STD (Standard Deviation) attached to every point profile. This information is written to the parameter GOM_NL__2P/NL_LOCAL_SPECIES_DENSITY/o3_std of the level 2 products. The table below shows the statistics for given STD ranges.

The statistics are given with respect to the overall valid production:

- Products without fatal errors: GOM_NL__2P/MPH/PRODUCT_ERR=0
- Valid point profile: GOM_NL__2P/NL_LOCAL_SPECIES_DENSITY/pcd(0)=0

The 'Criteria' is applied to valid points of dark limb products:

- Products in dark limb illumination condition: GOM_NL__2P/NL_SUMMARY_QUALITY/obs_ill_cond=0
- Products without fatal errors: GOM_NL__2P/MPH/PRODUCT_ERR=0
- Valid point profile: GOM_NL__2P/NL_LOCAL_SPECIES_DENSITY/pcd(0)=0

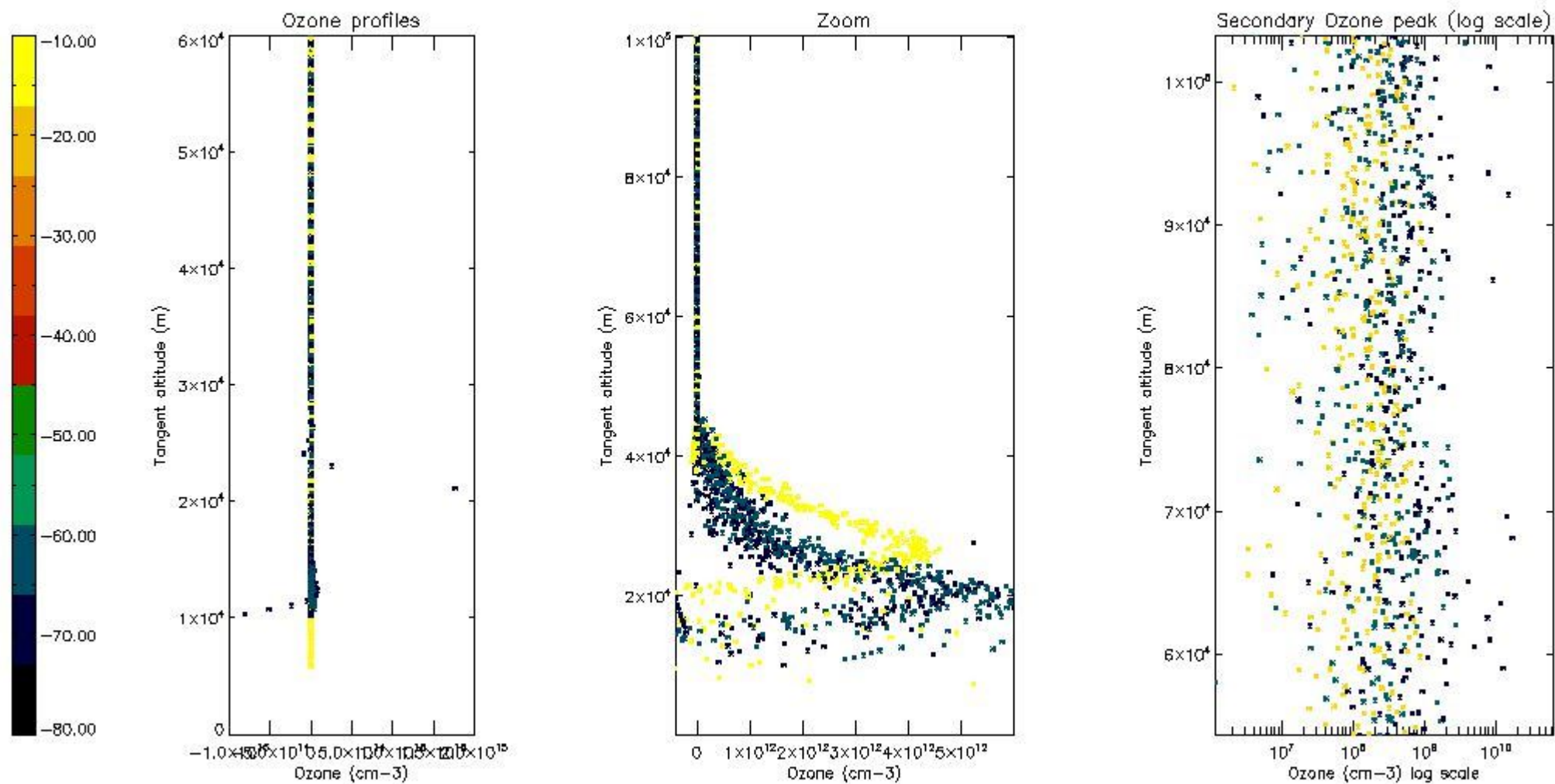
So, the table below shows the percentage of dark limb and valid observations for each criteria with respect to the overall valid daily observations.

Criteria	% of total production
All STD	18
STD < 20	4

STD < 10	2
STD < 5	0

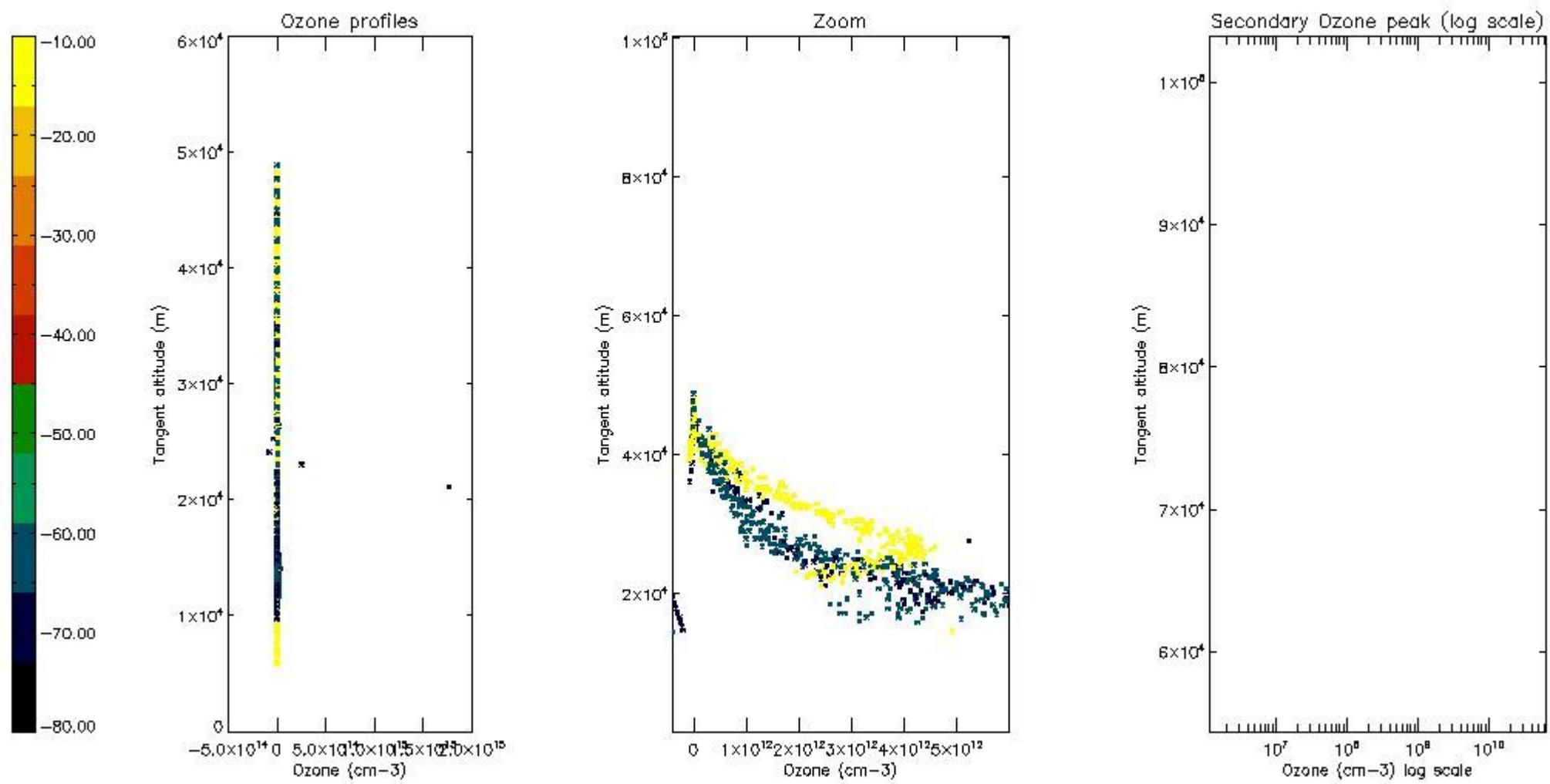
5.2 Plot ozone profiles for all STD (dark without errors)

The colorbar represents the latitude.



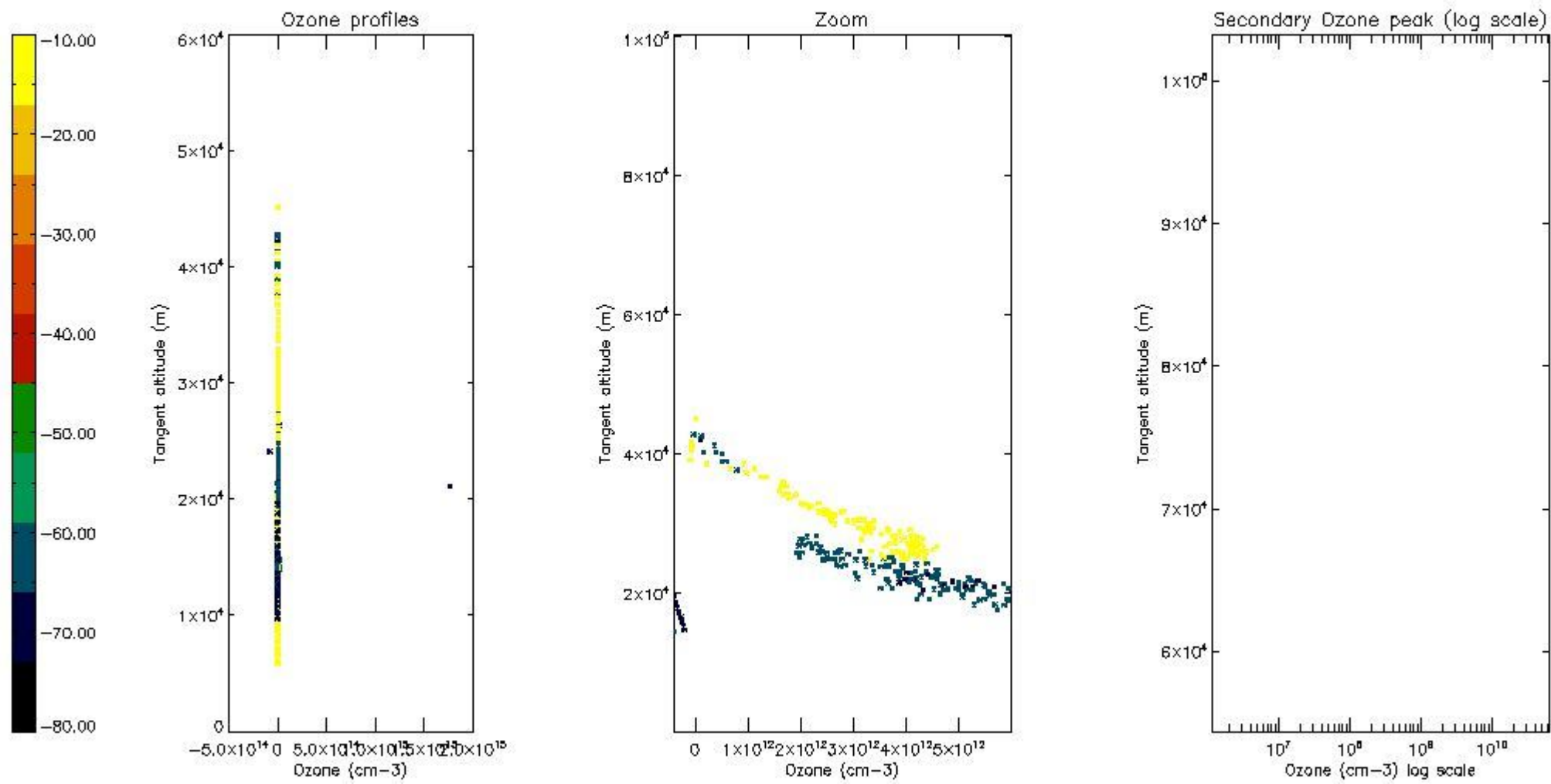
5.3 Plot ozone profiles where STD < 20% (dark without errors)

The colorbar represents the latitude.



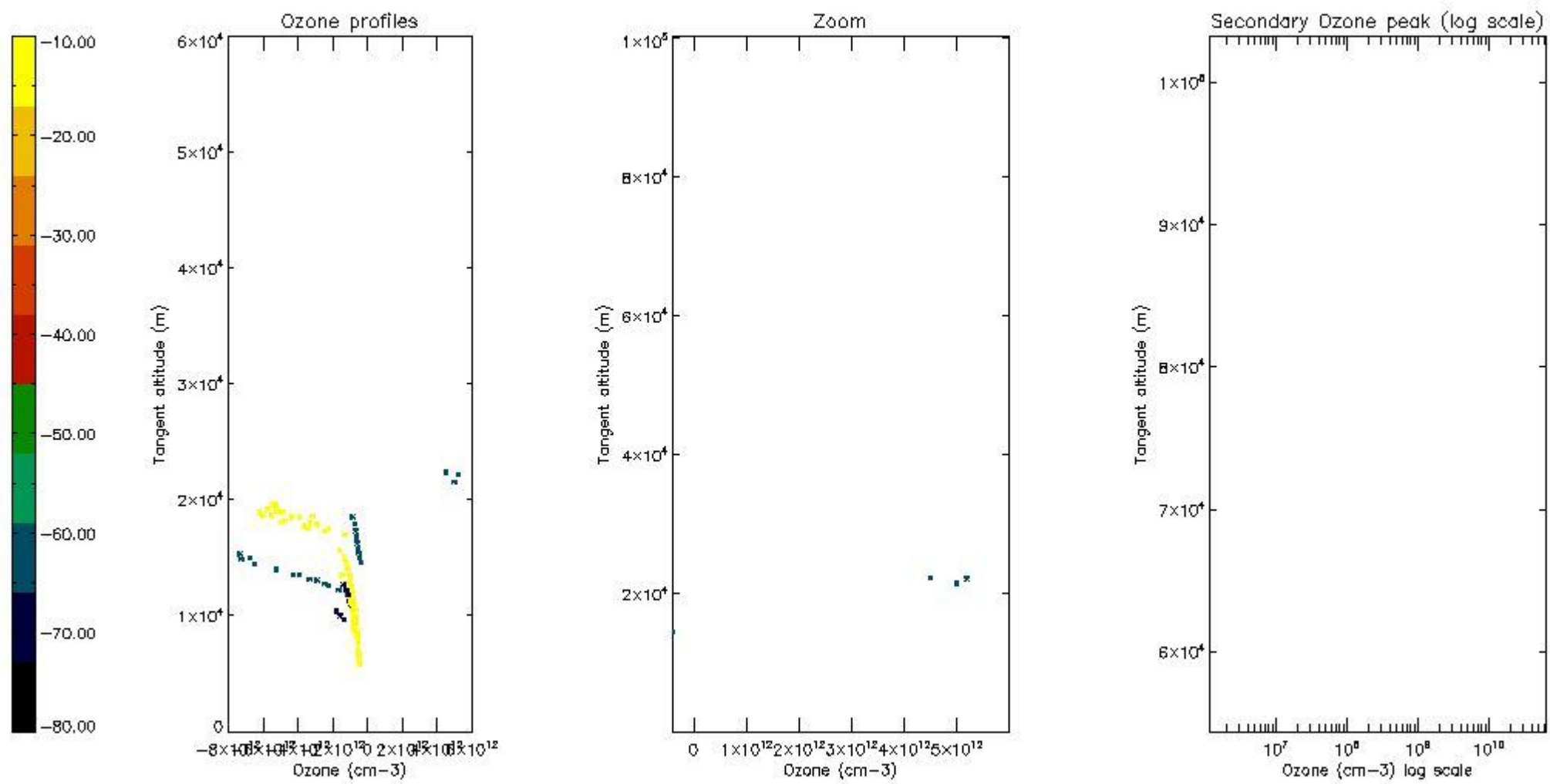
5.4 Plot ozone profiles where $STD < 10\%$ (dark without errors)

The colorbar represents the latitude.



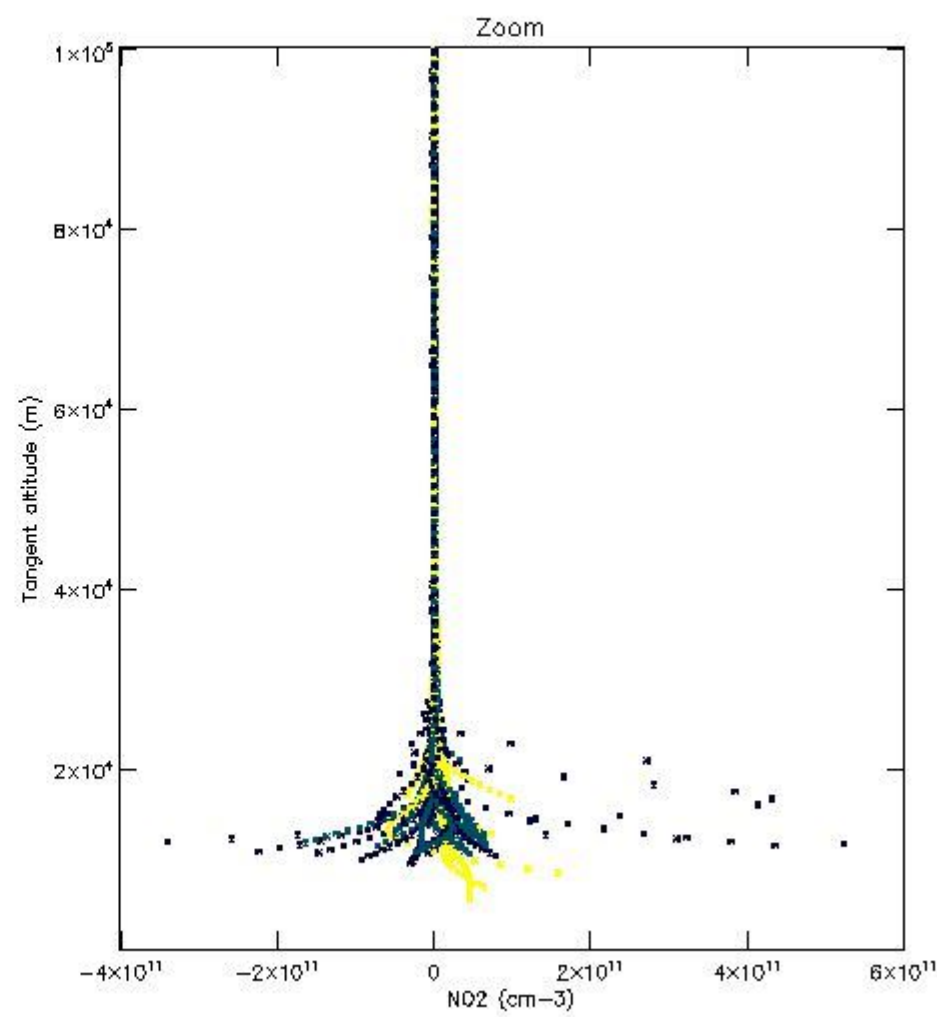
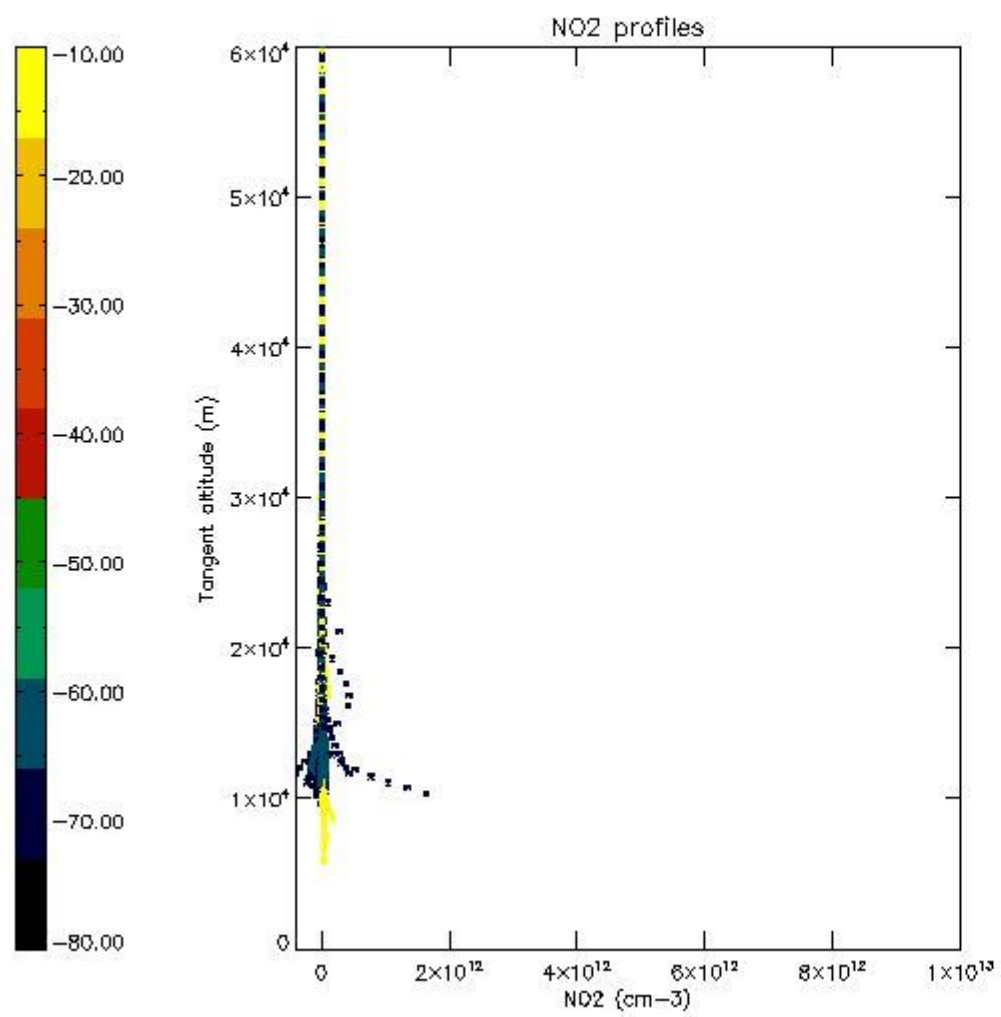
5.5 Plot ozone profiles where $STD < 5\%$ (dark without errors)

The colorbar represents the latitude.



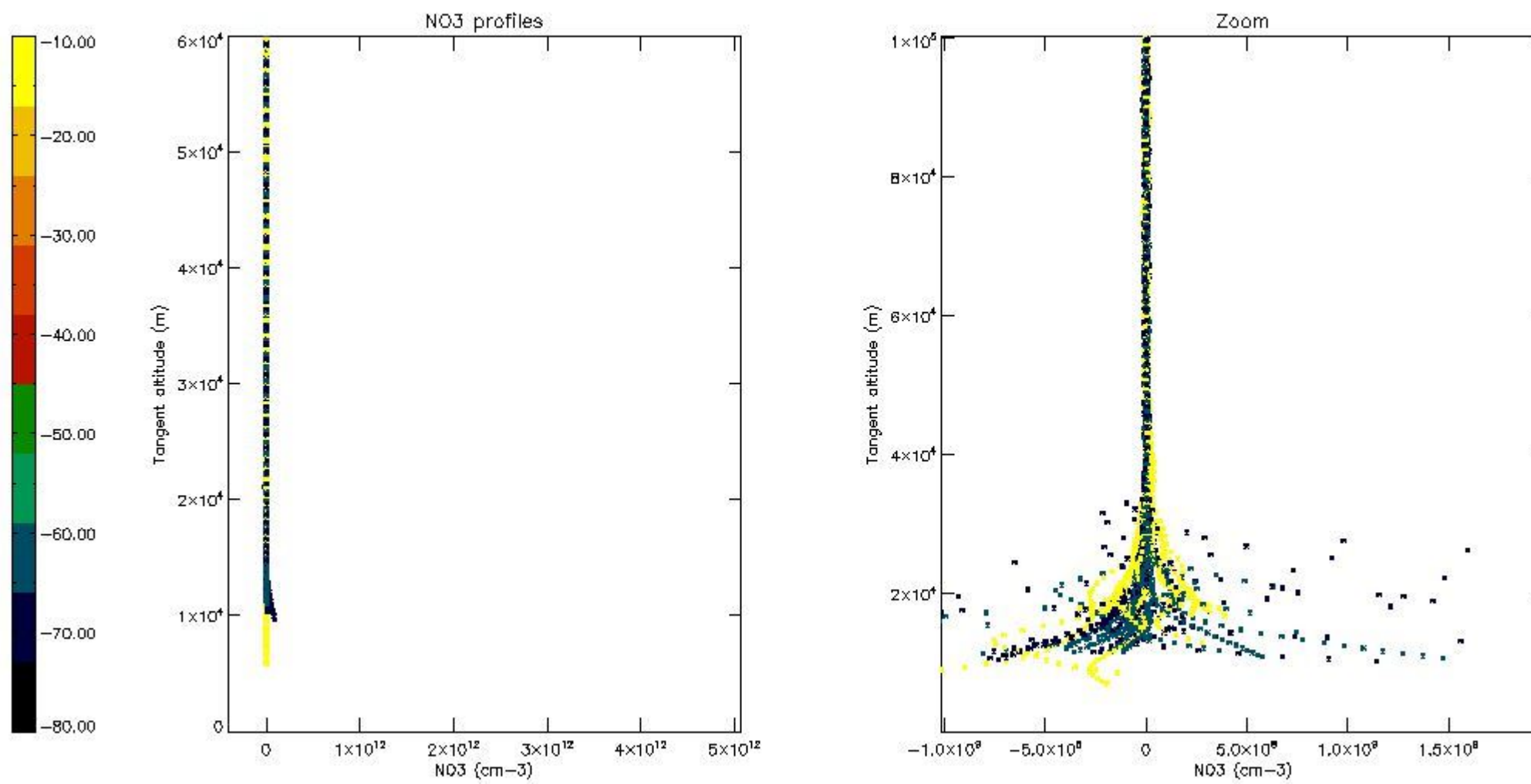
5.6 Plot NO₂ profiles for all STD (dark without errors)

The colorbar represents the latitude.



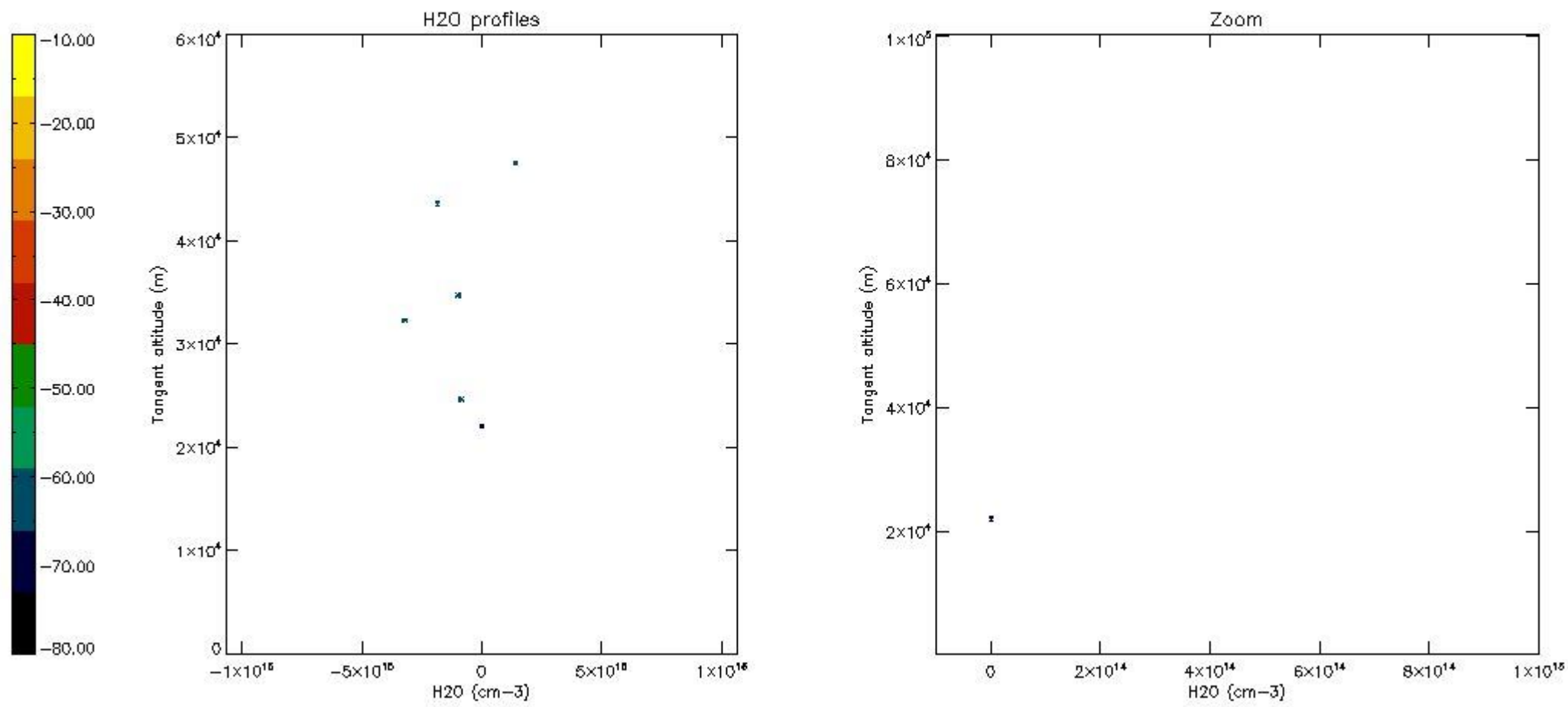
5.7 Plot NO3 profiles for all STD (dark without errors)

The colorbar represents the latitude.



5.8 Plot H2O profiles for all STD (only for occultations of stars 1,2,3,4,13,14,16,26,63 dark without errors)

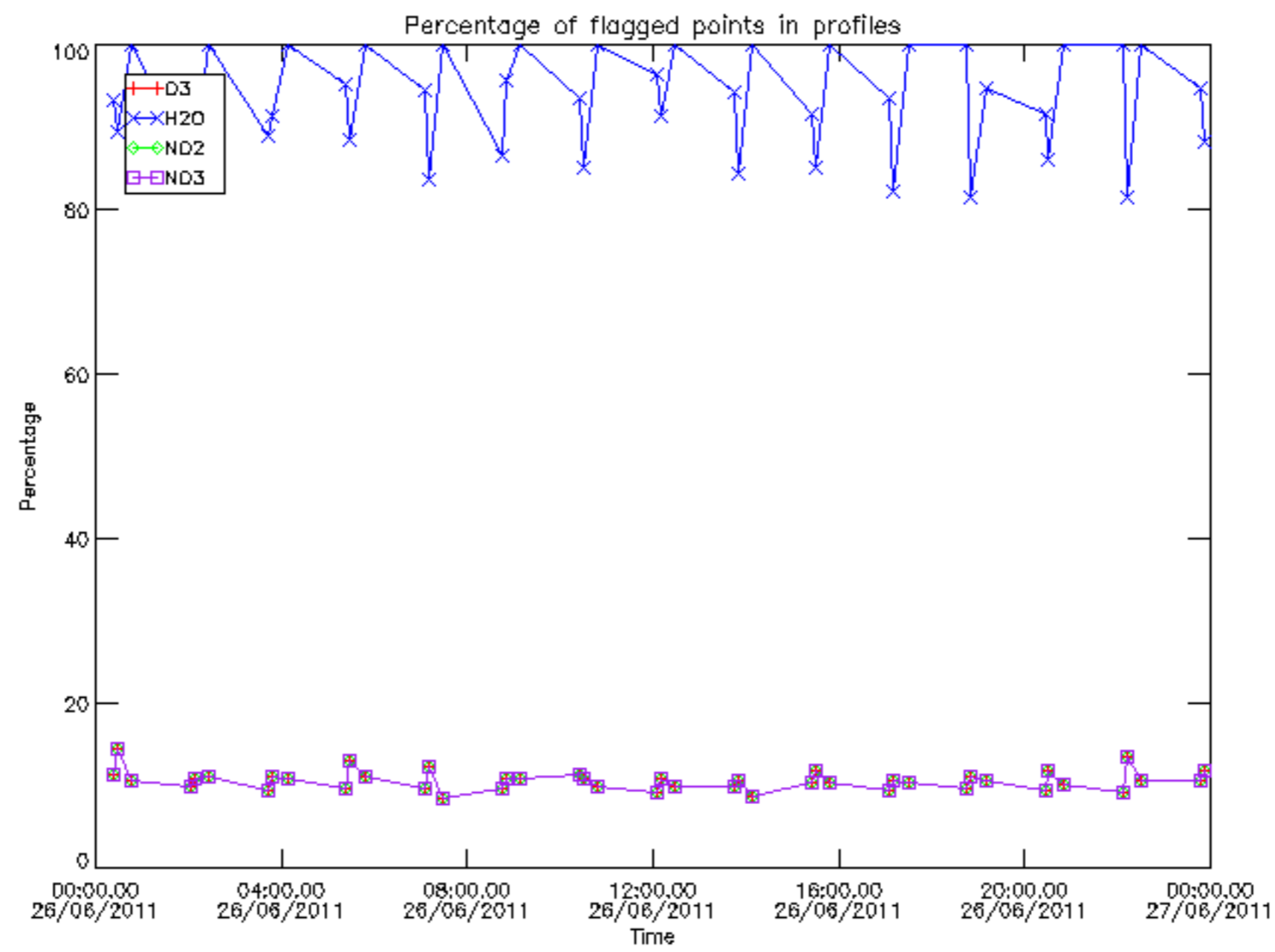
The colorbar represents the latitude.



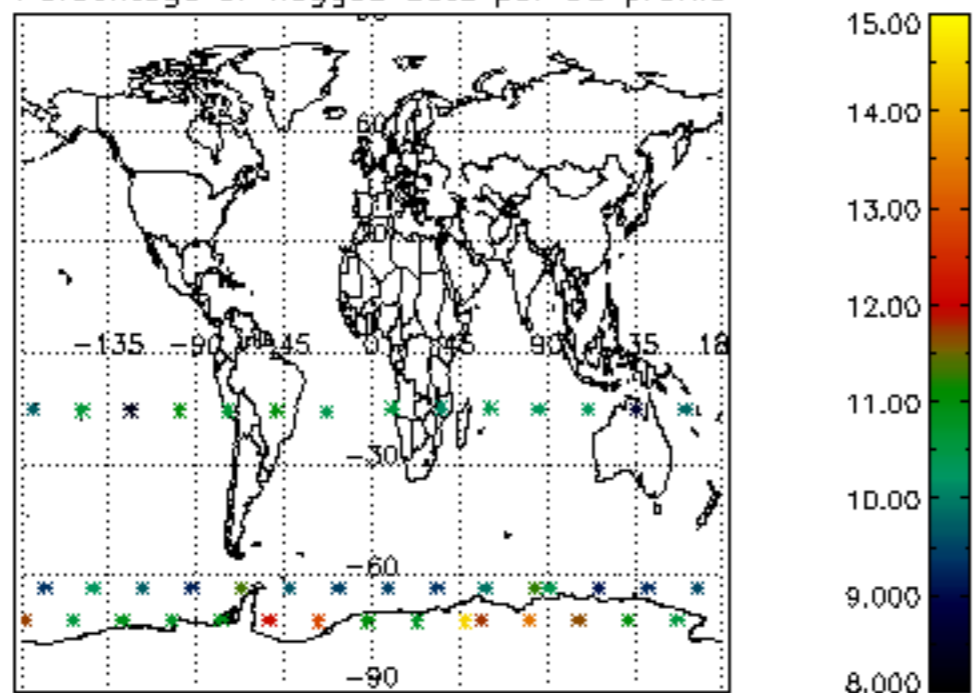
6. Auxiliary Data Files used for the production reported in section 2

The number reported in the third column indicates since which file (see list in section 2) the corresponding auxiliary file has been used. The fourth column is the date of those product files.

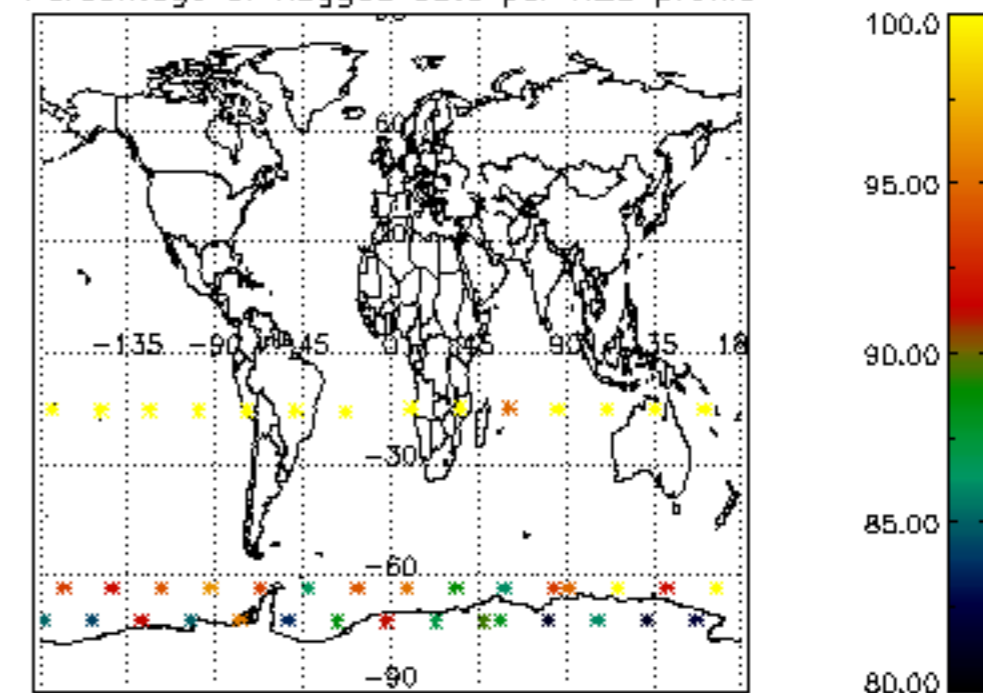
Type	Auxiliary Filename	Used since product	Used since product date
INST_PHYS_CHARACTERISTICS	GOM_INS_AXVIEC20091111_143220_20030716_120000_20500101_000000	1	26-JUN-2011 00:02:10
LEVEL-2_PROC_CONFIG	GOM_PR2_AXVIEC20091111_152718_20020301_000000_20500101_000000	1	26-JUN-2011 00:02:10
CROSS_SECTIONS_FILE	GOM_CRS_AXVIEC20091111_154832_20020301_000000_20500101_000000	1	26-JUN-2011 00:02:10



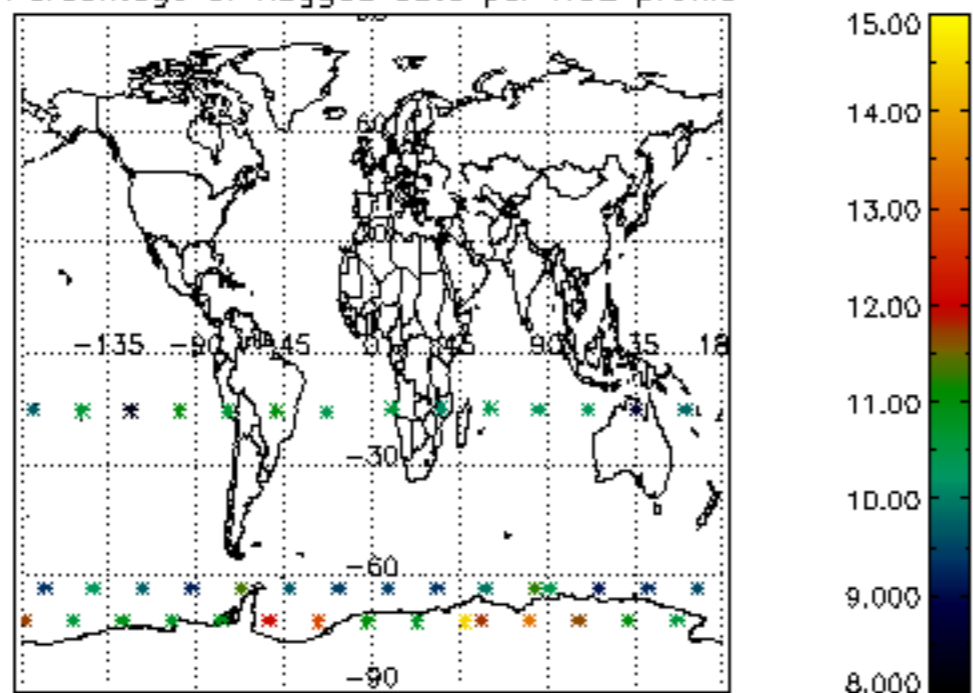
Percentage of flagged data per D3 profile



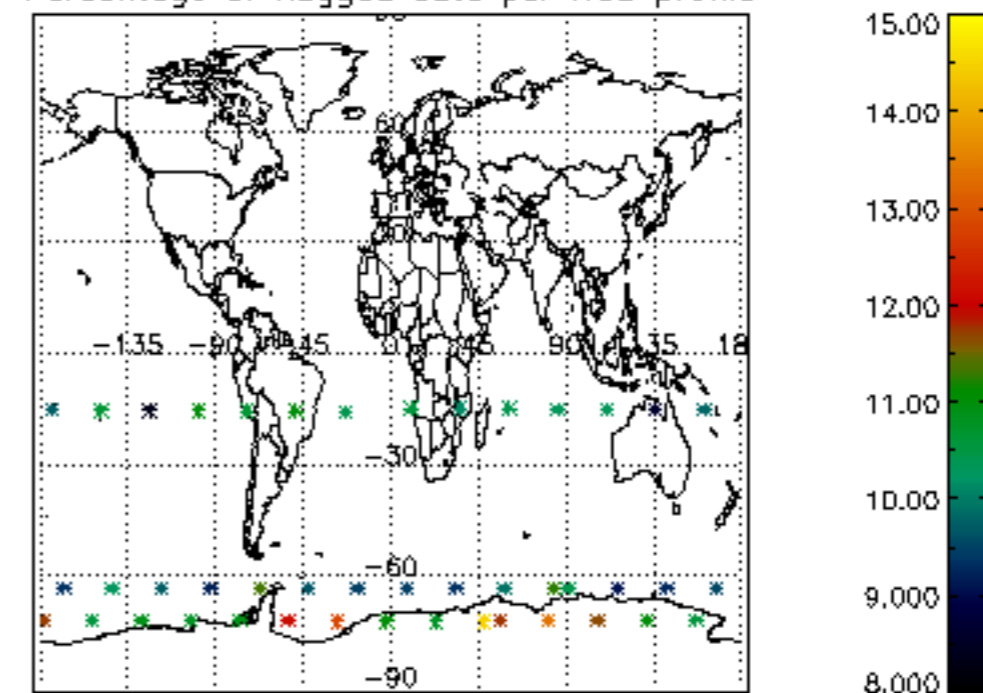
Percentage of flagged data per H2O profile

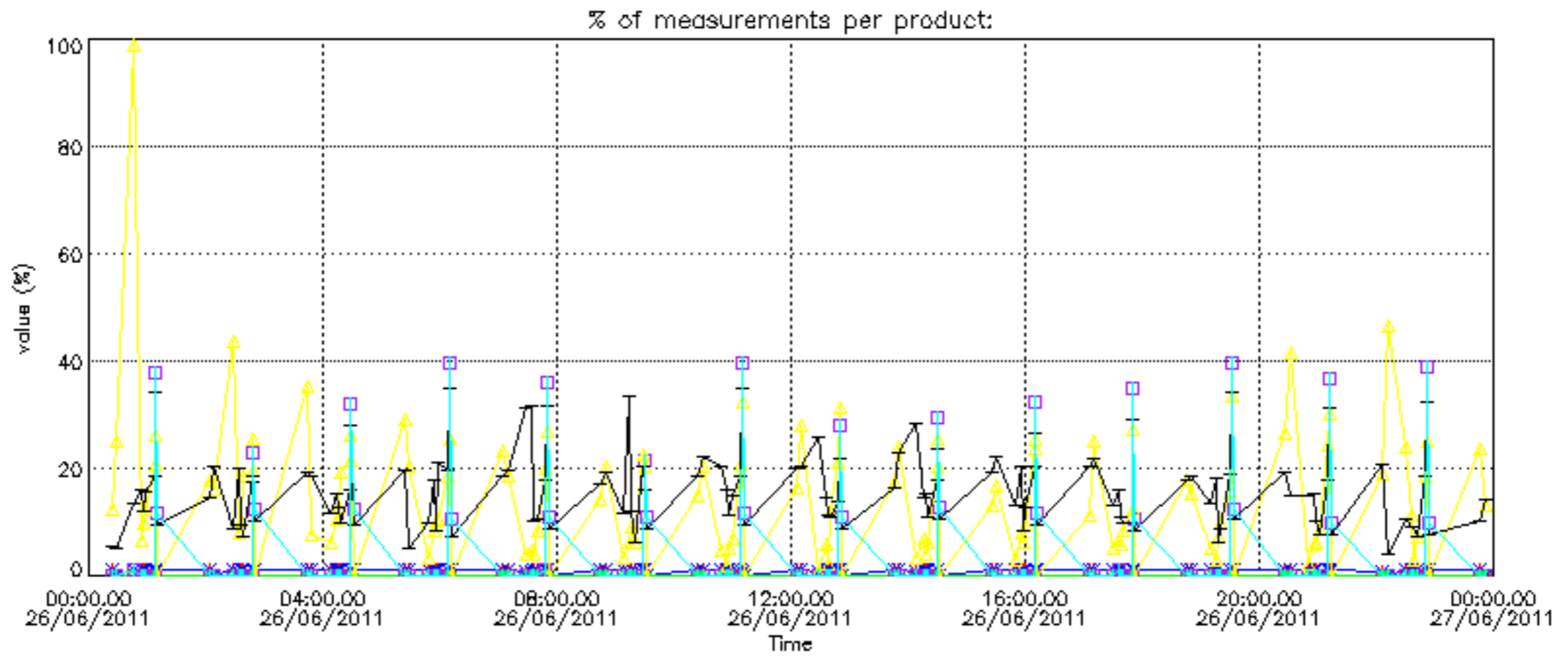


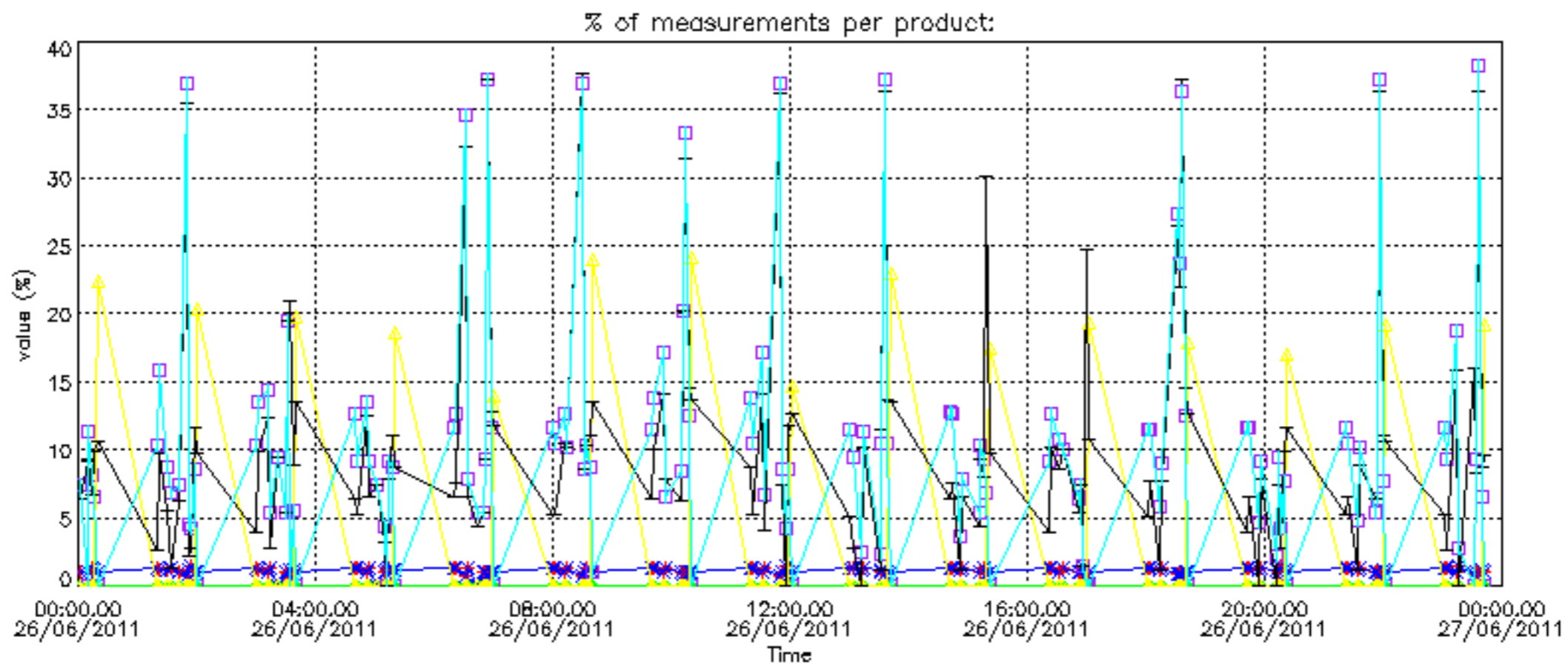
Percentage of flagged data per NO2 profile



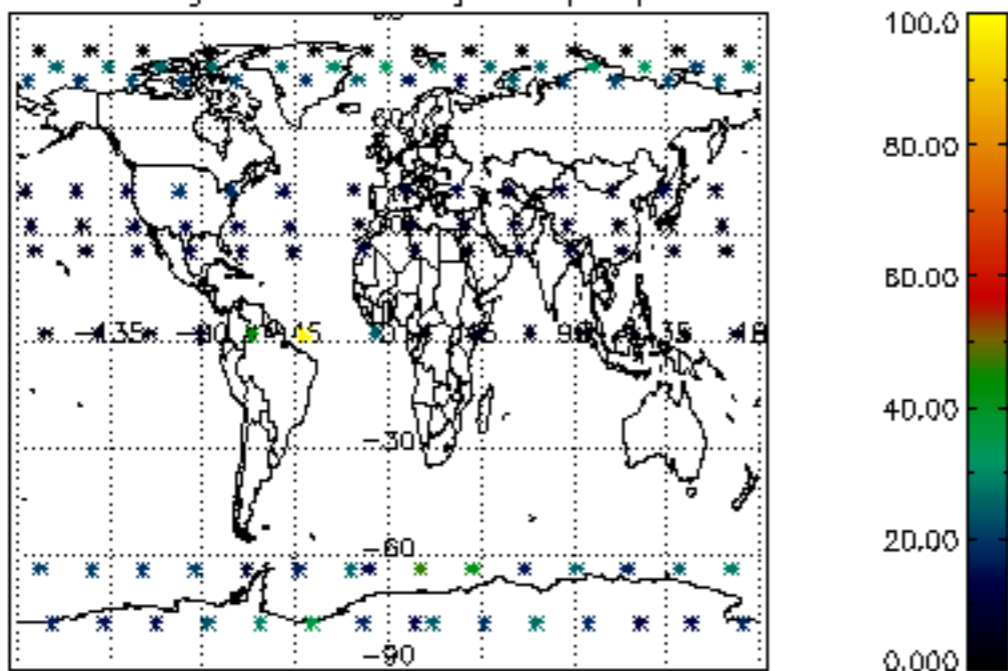
Percentage of flagged data per NO3 profile



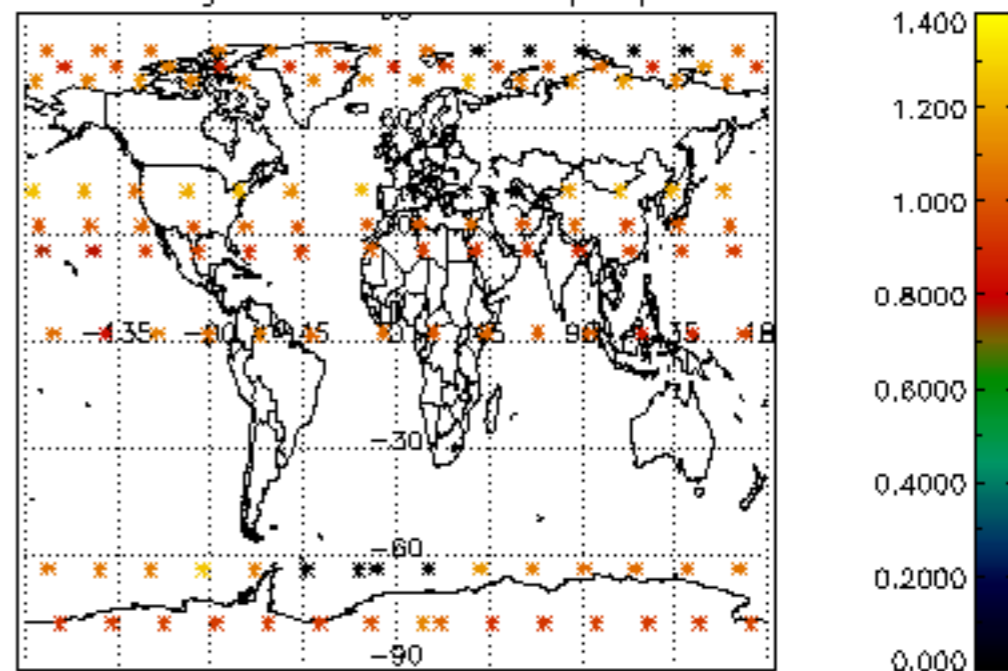




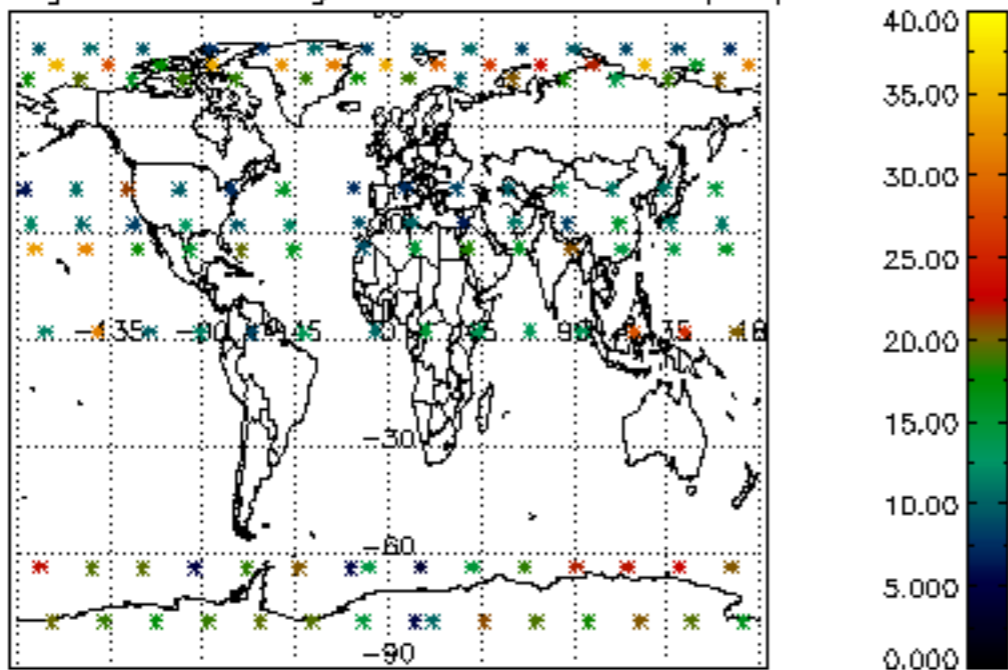
Percentage of cosmic ray hits per profile



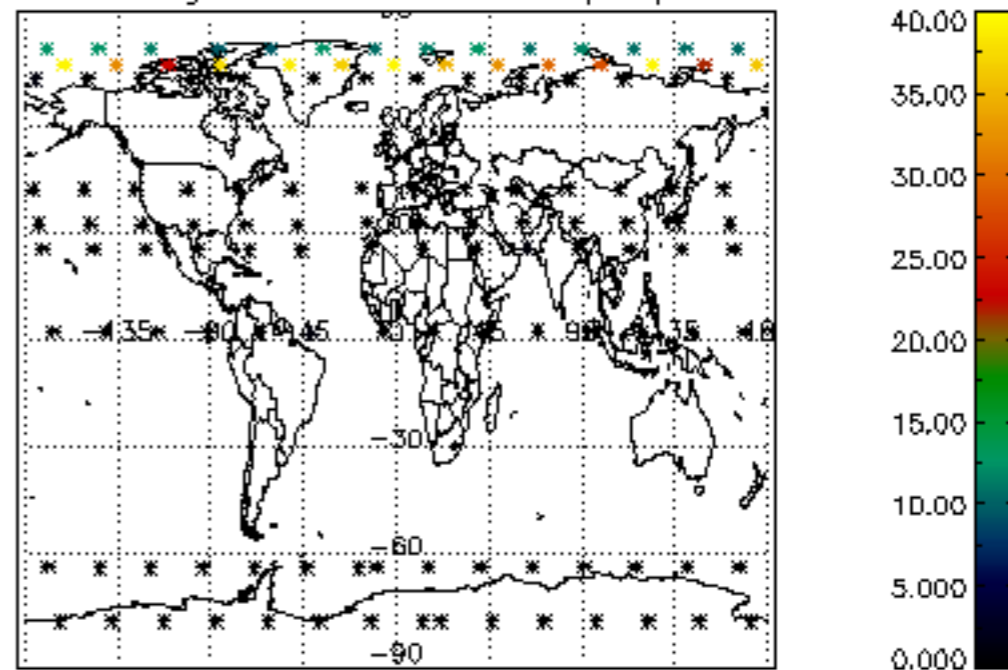
Percentage of datation errors per profile



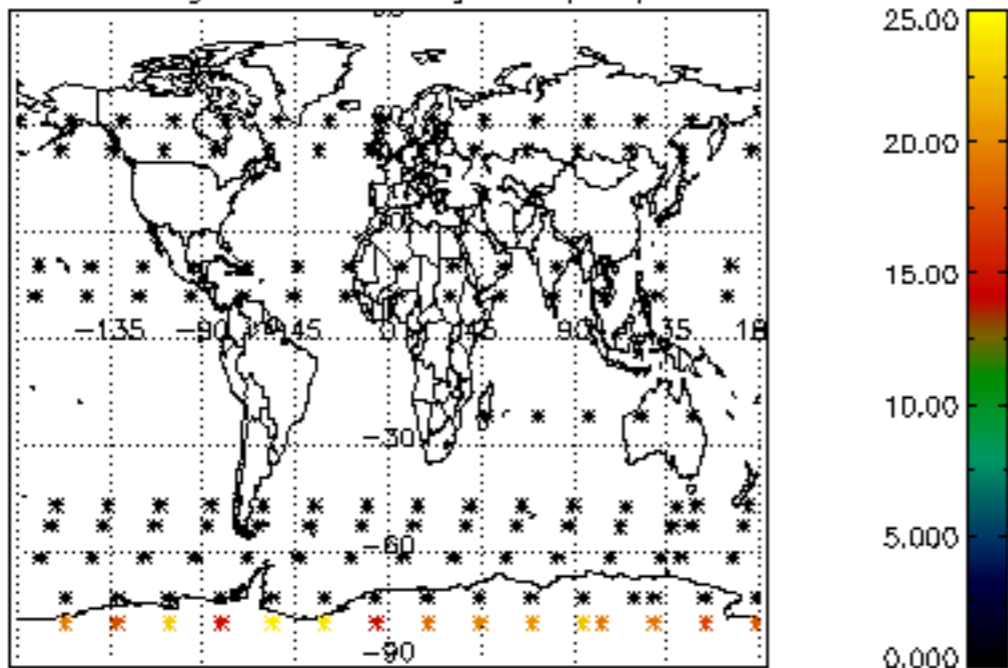
Percentage of star falling outside central band per profile



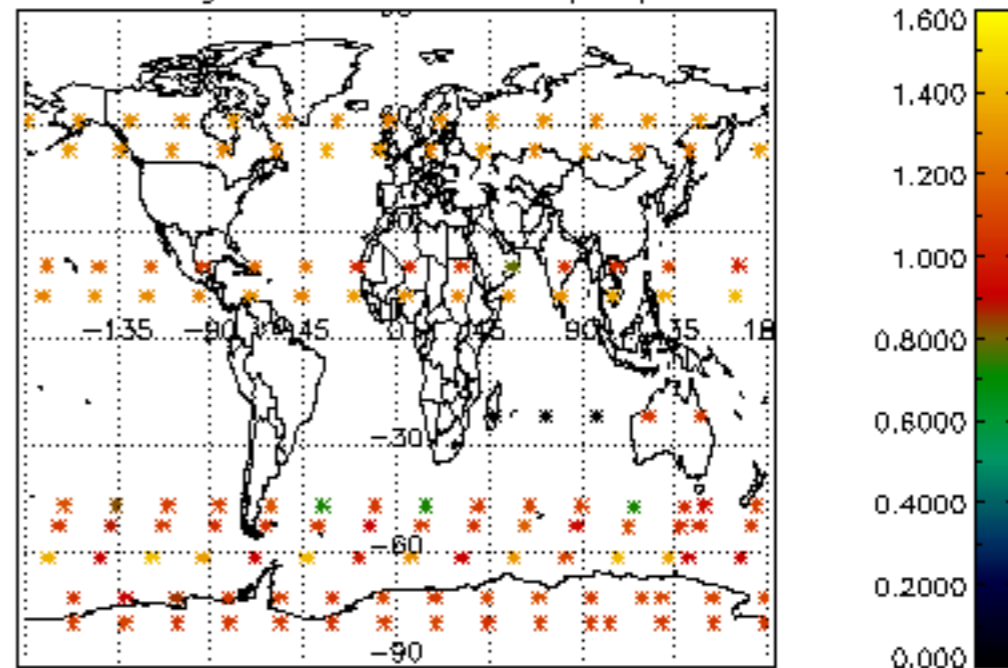
Percentage of saturation errors per profile



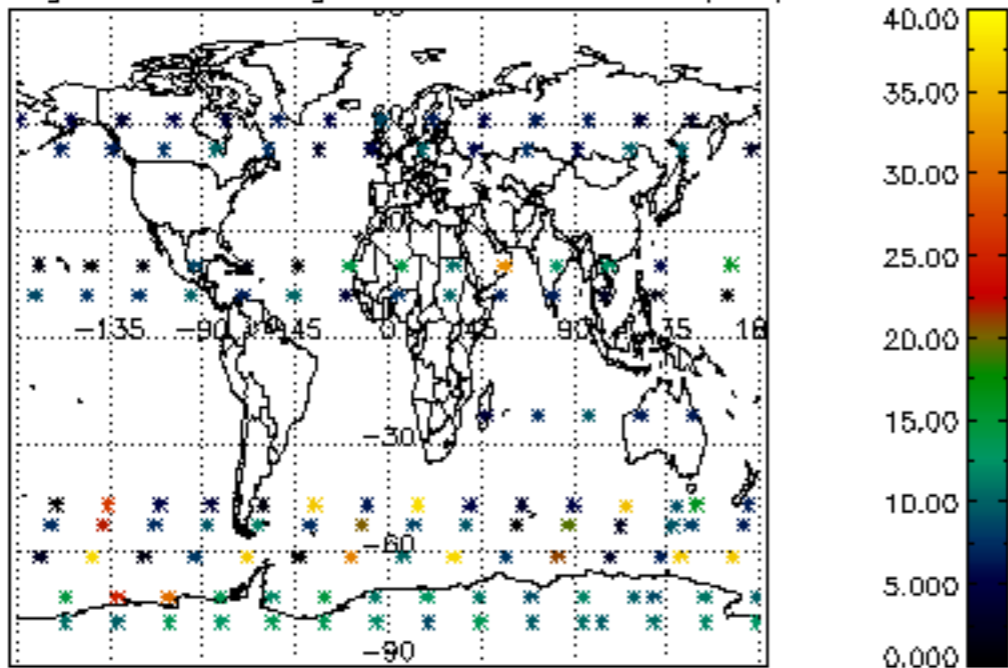
Percentage of cosmic ray hits per profile



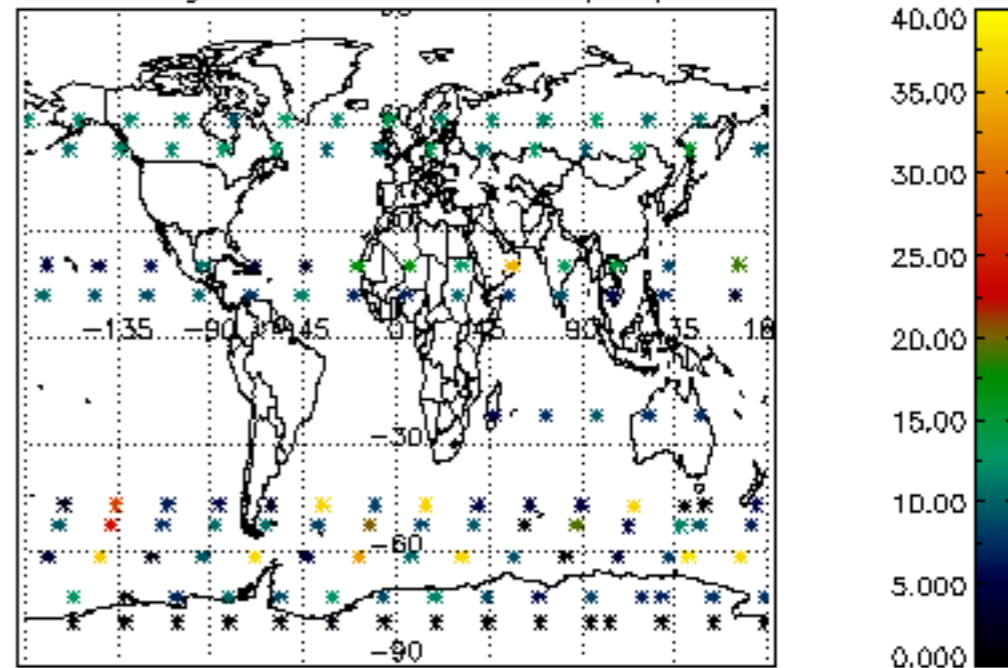
Percentage of datation errors per profile

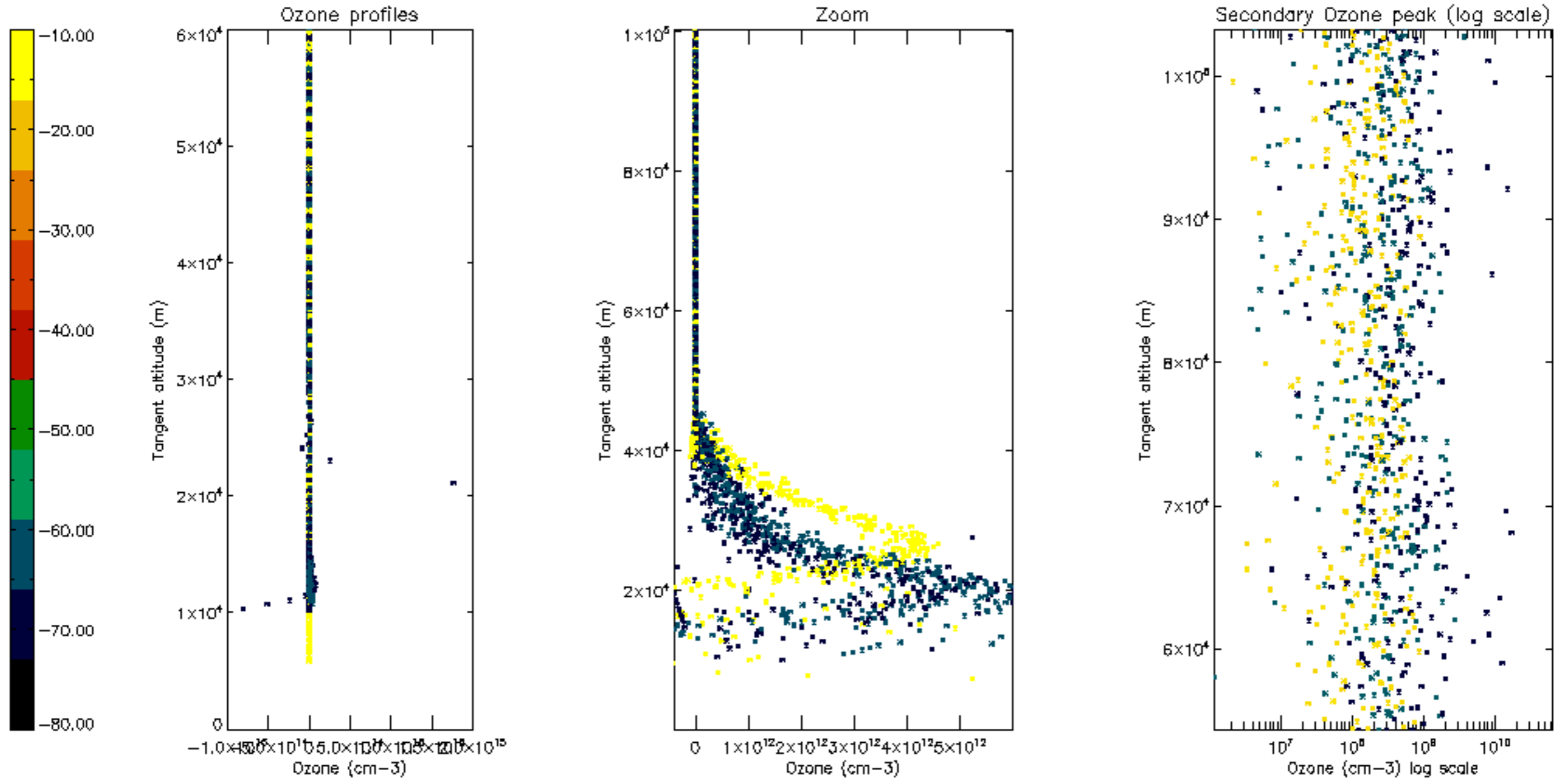


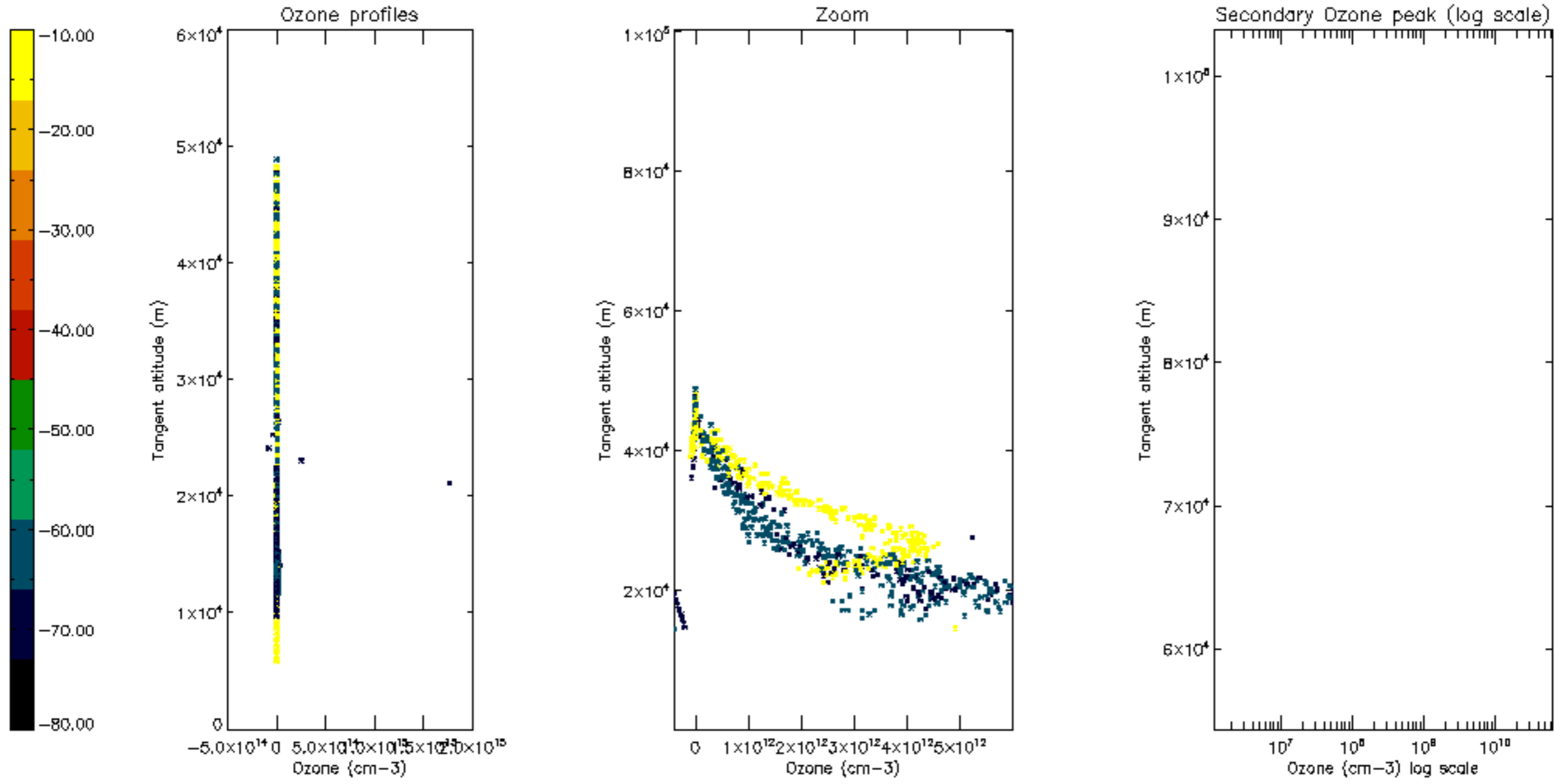
Percentage of star falling outside central band per profile

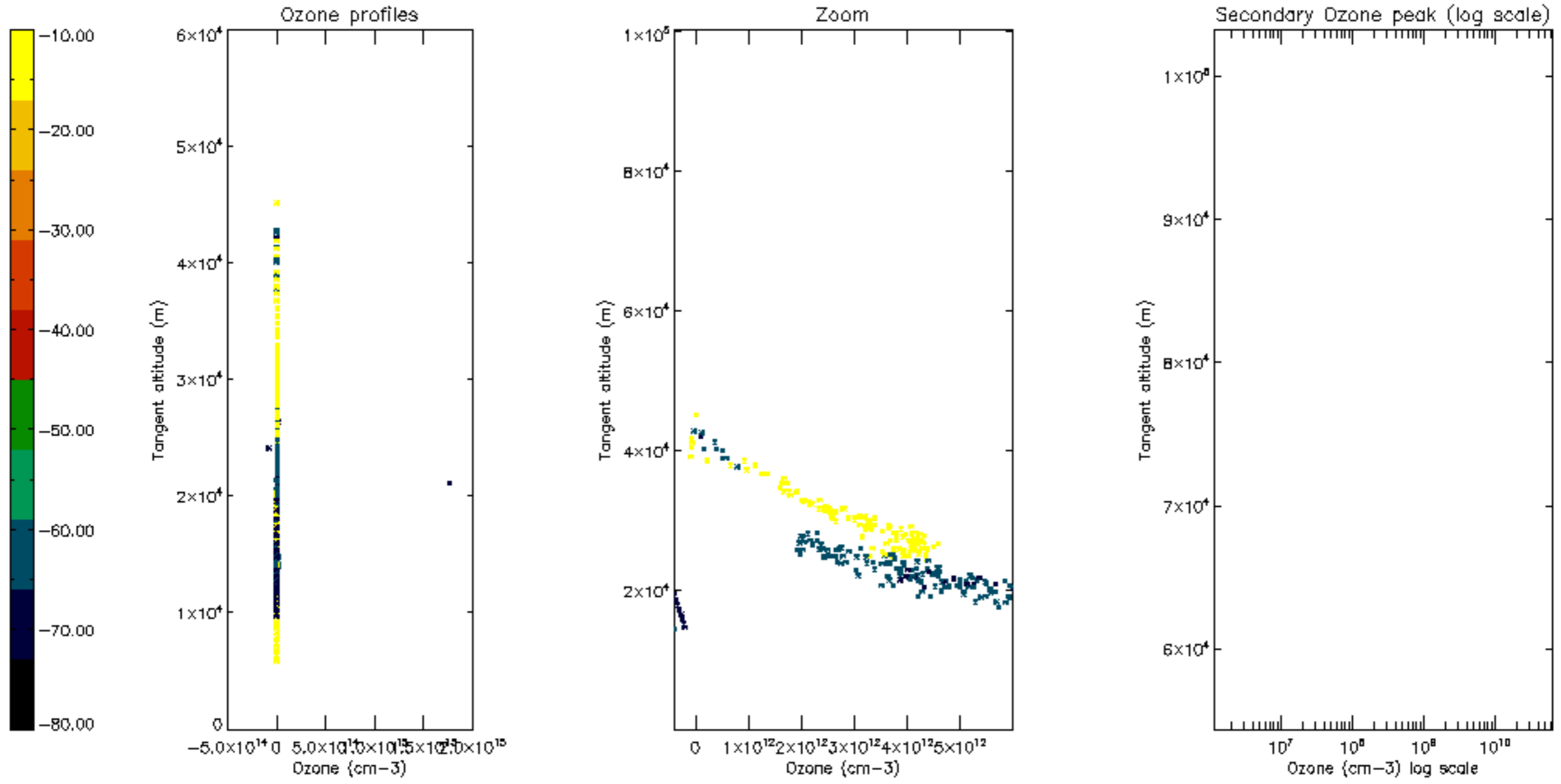


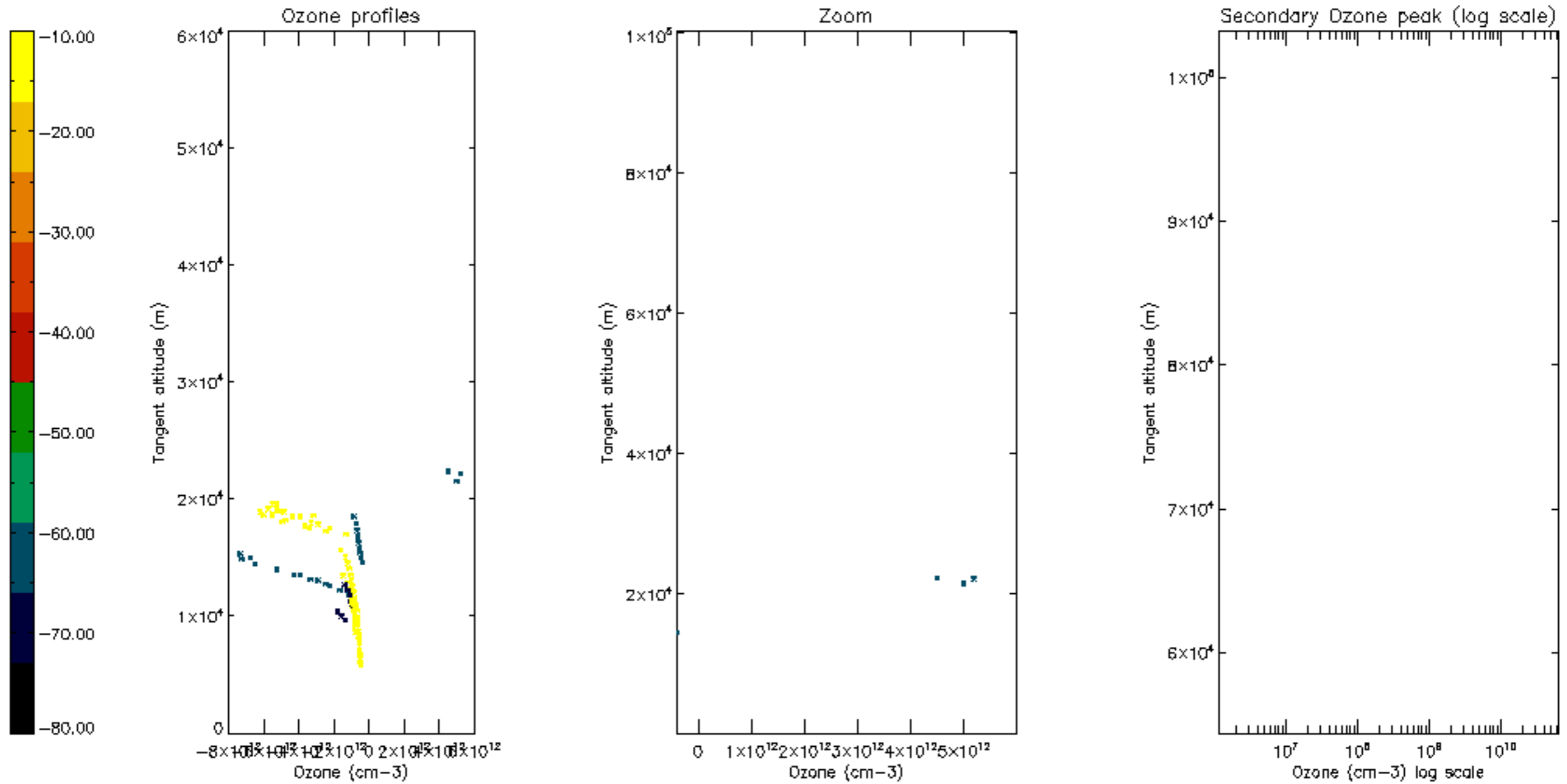
Percentage of saturation errors per profile

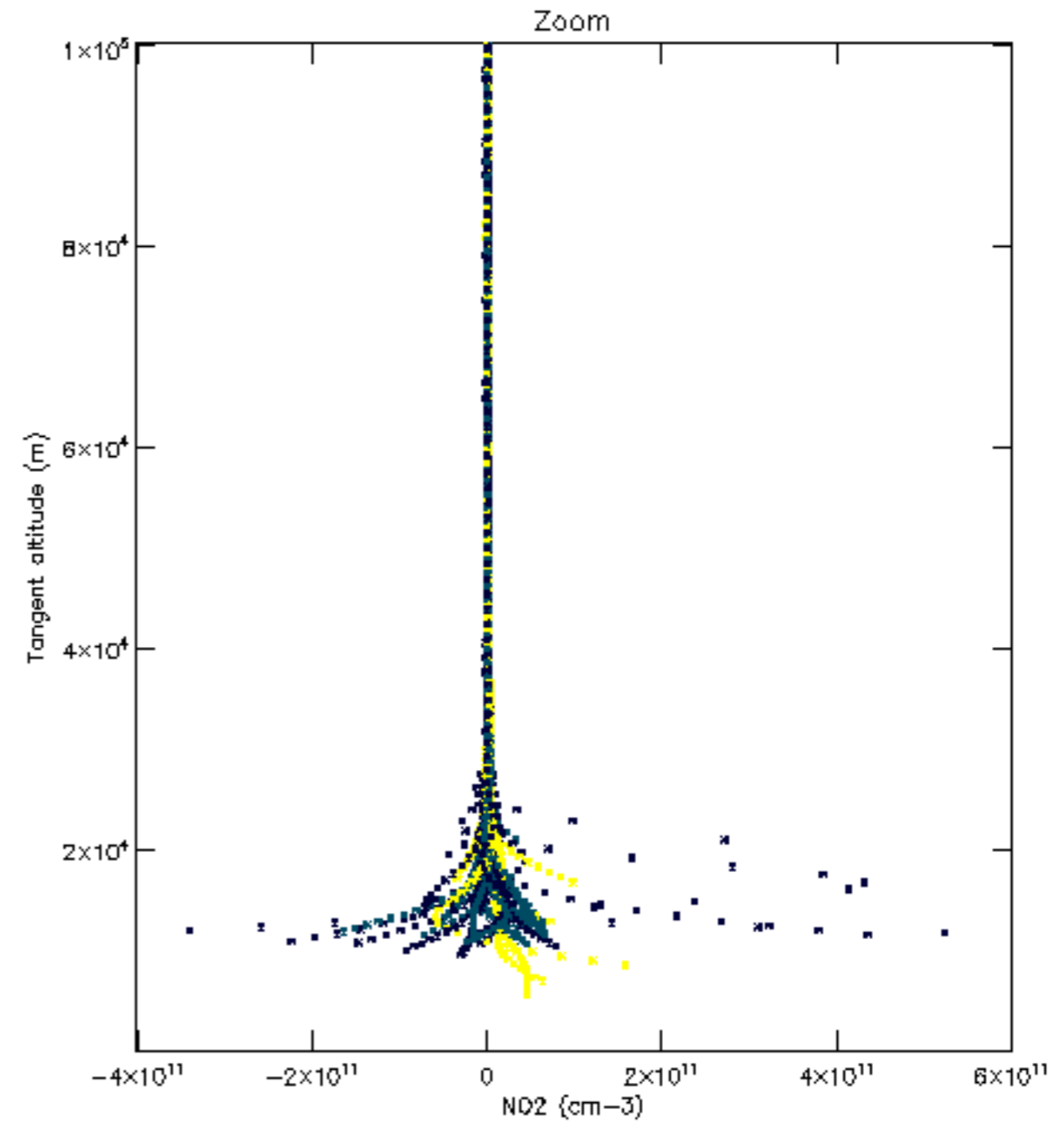
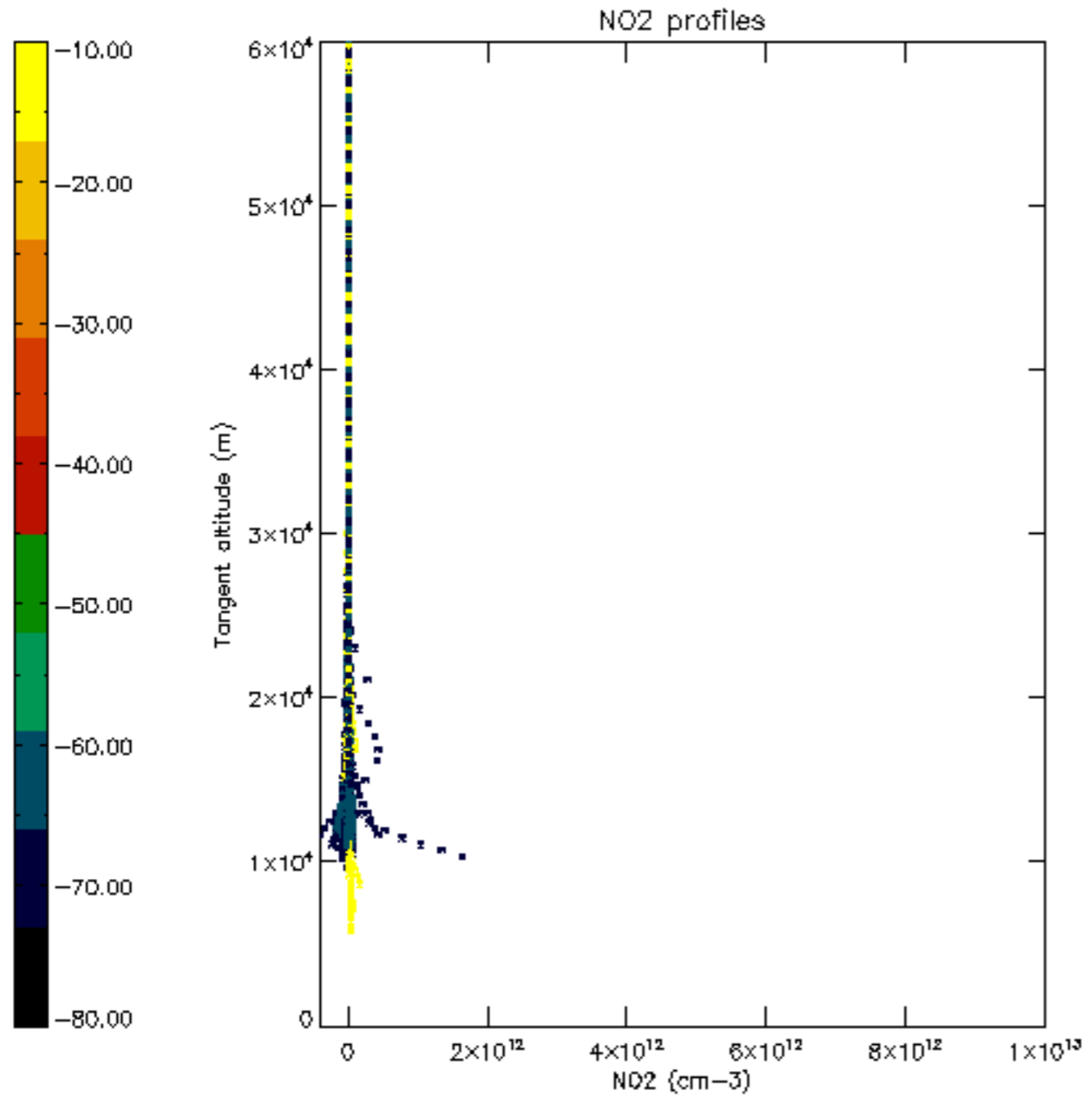


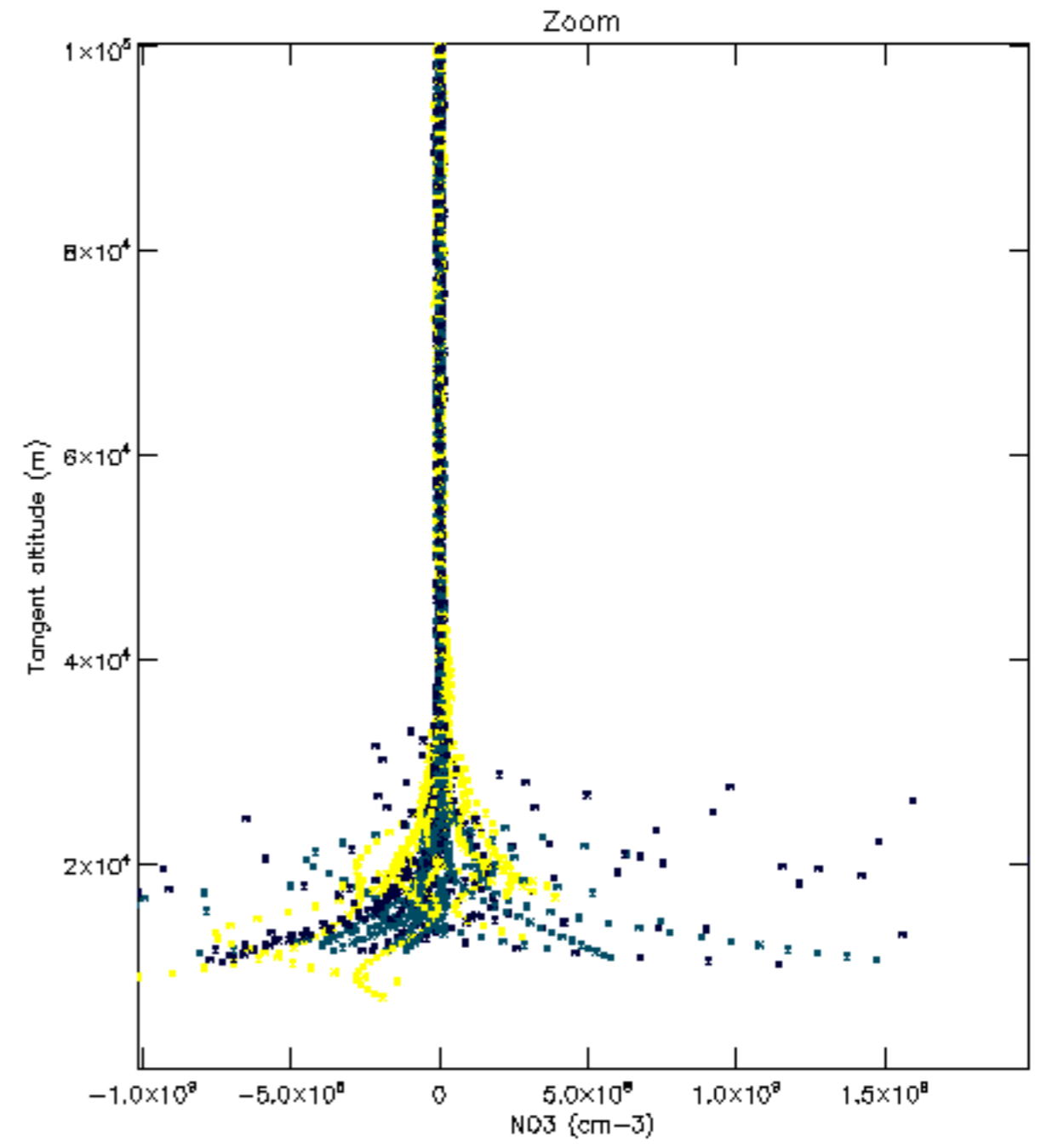
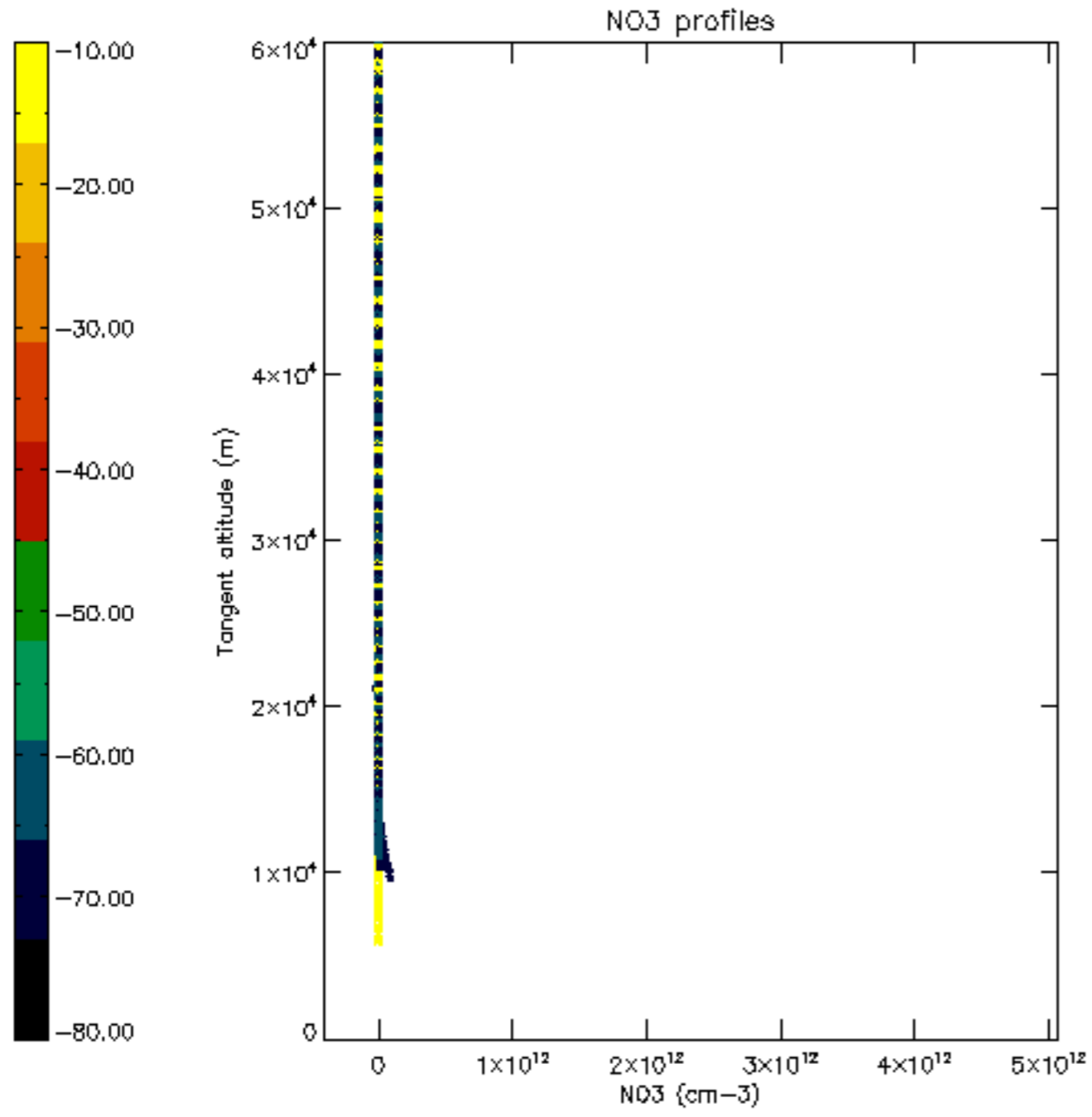


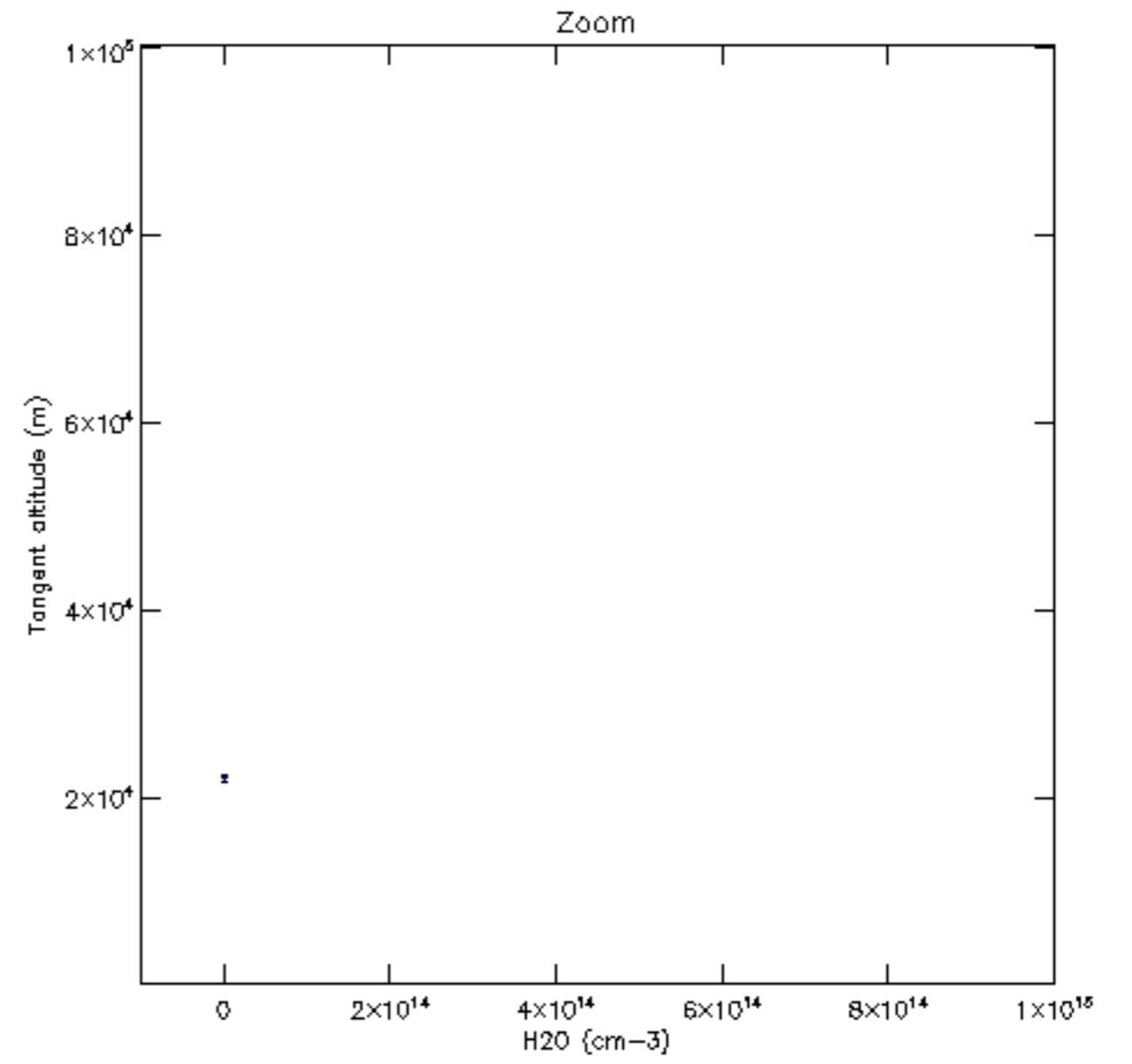
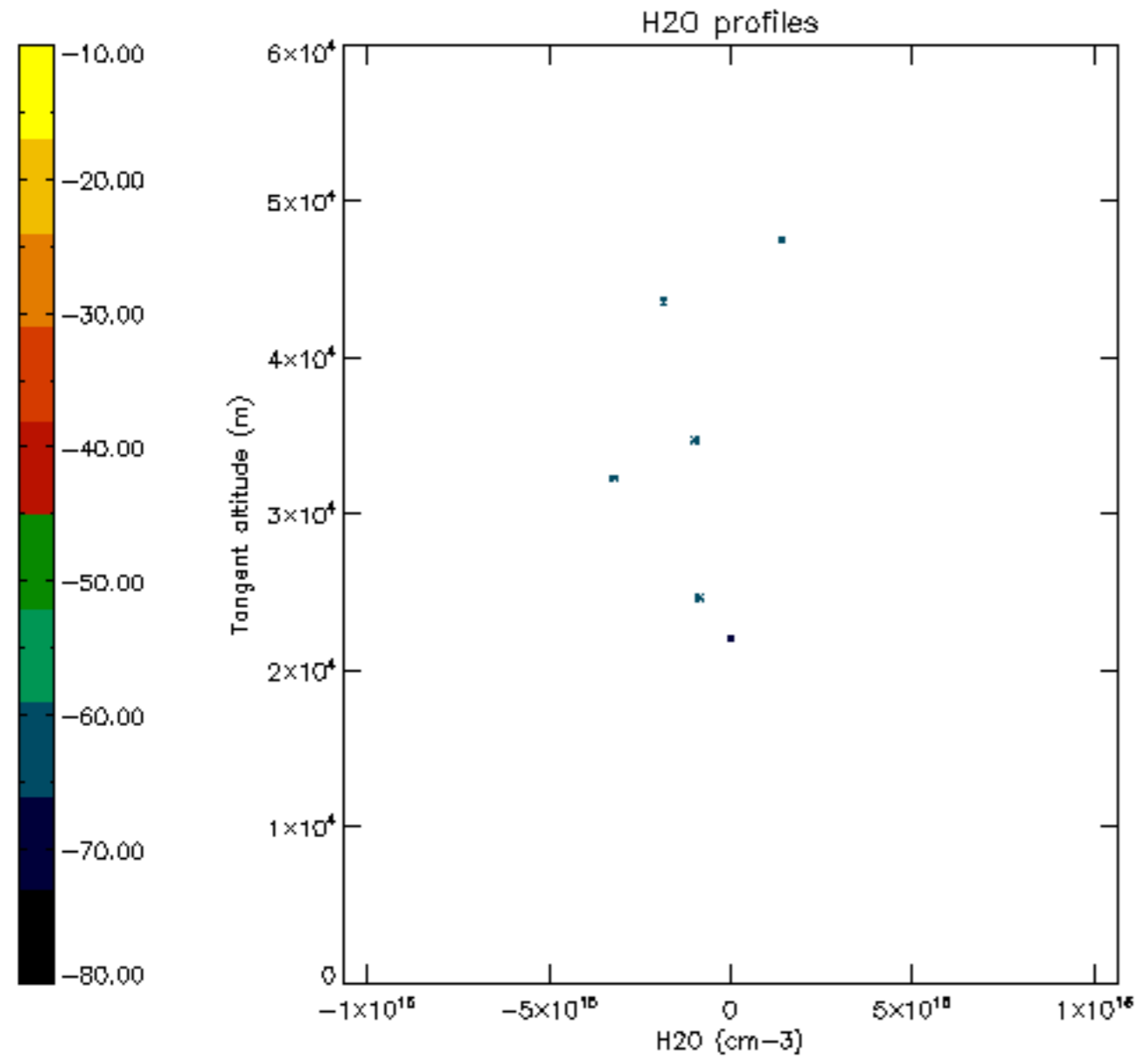


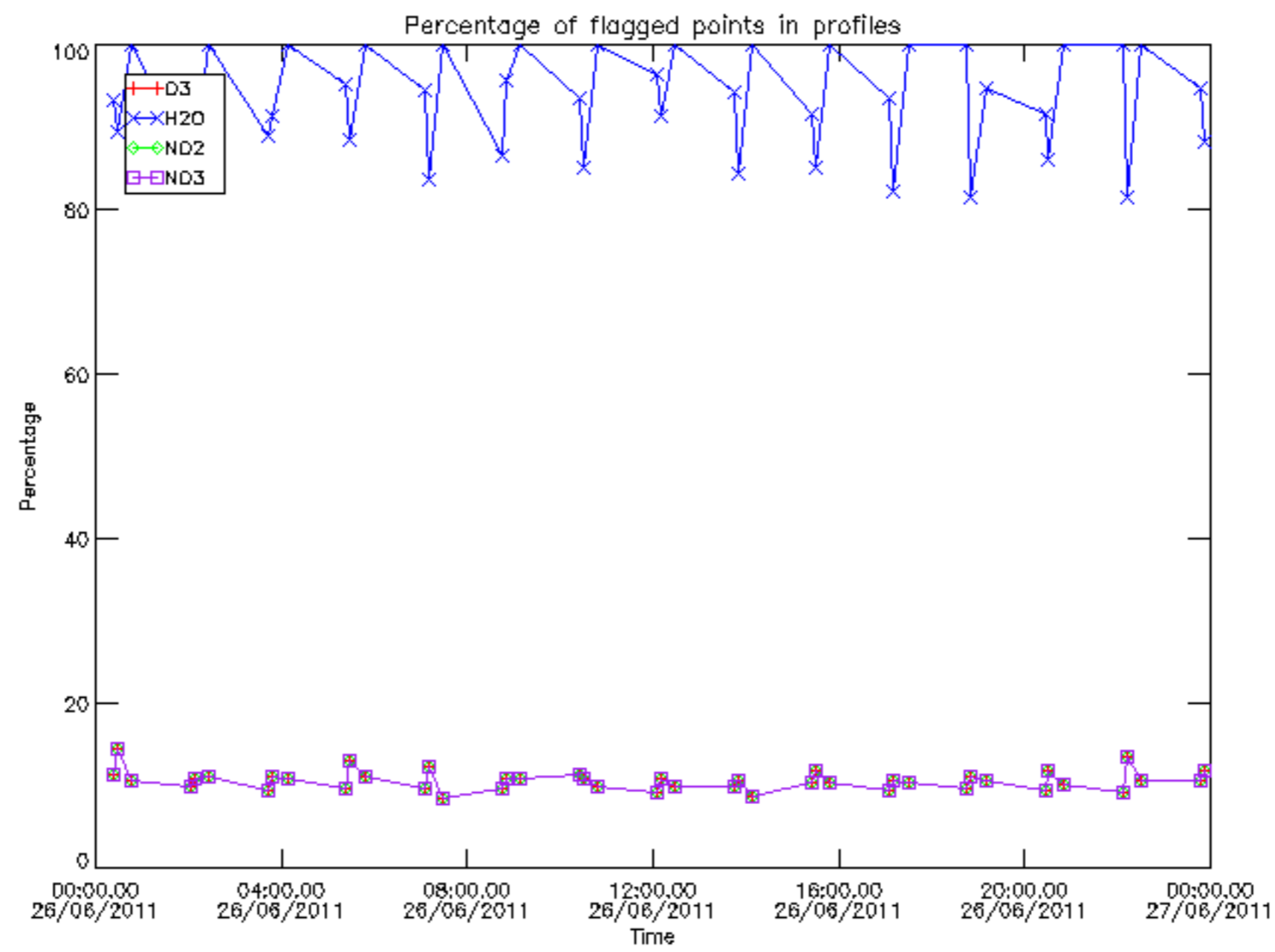




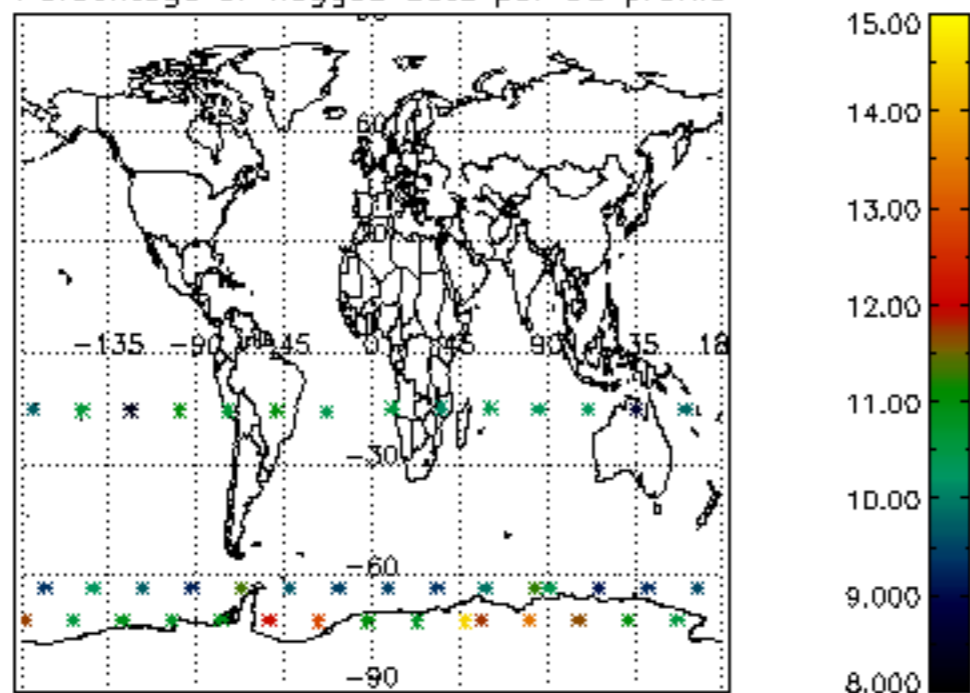




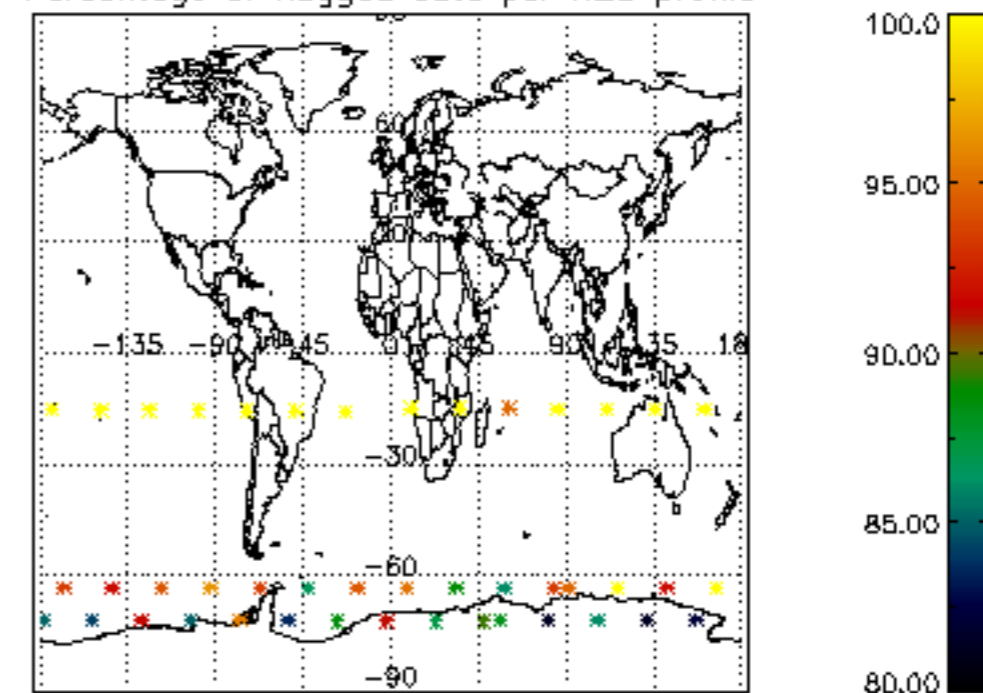




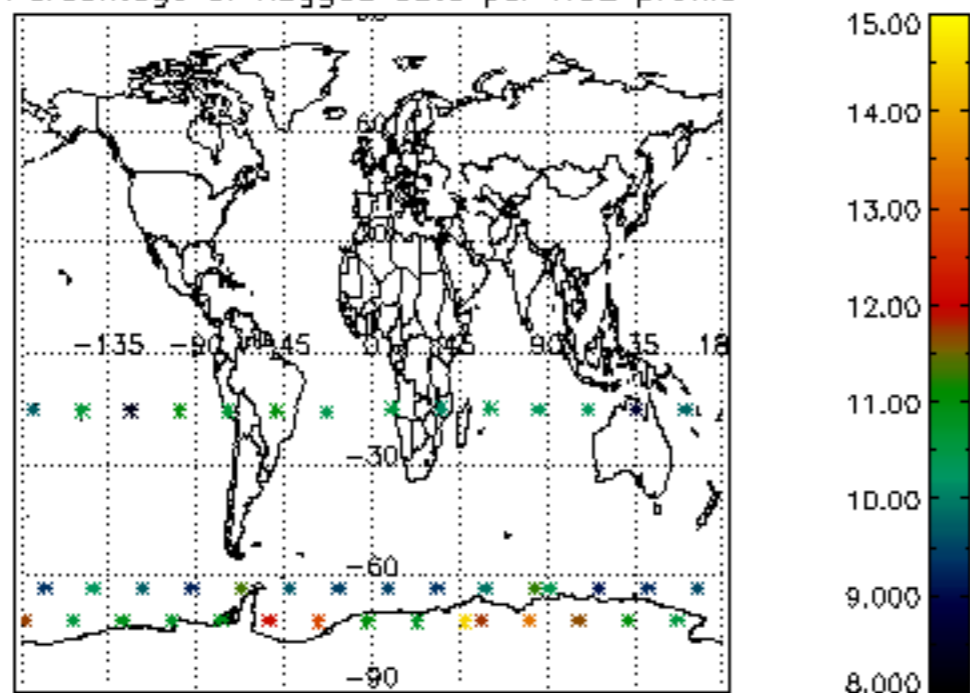
Percentage of flagged data per D3 profile



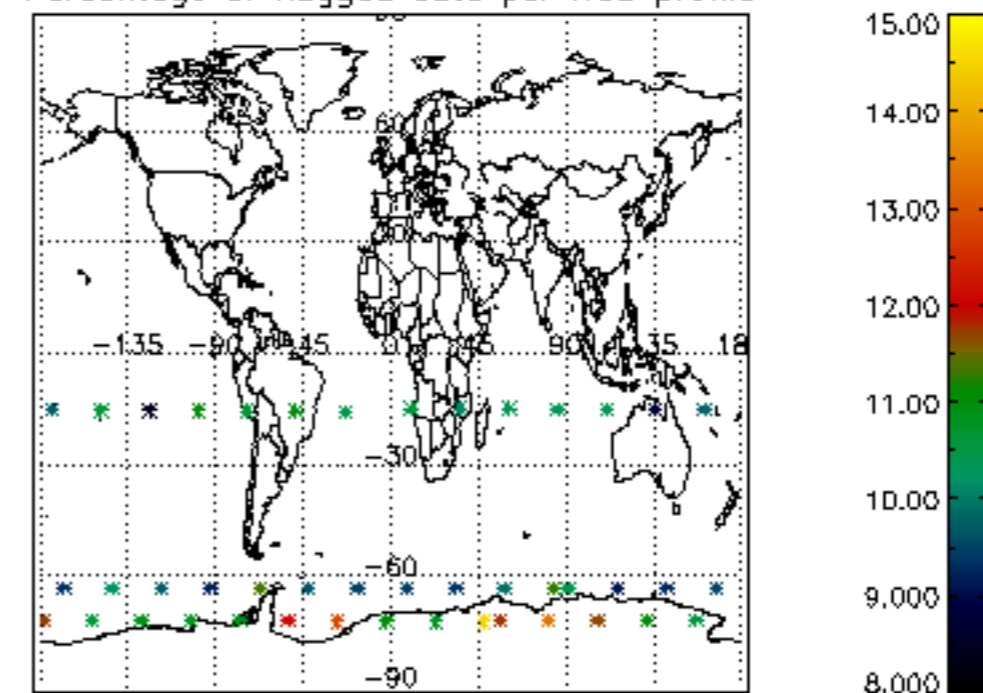
Percentage of flagged data per H2O profile

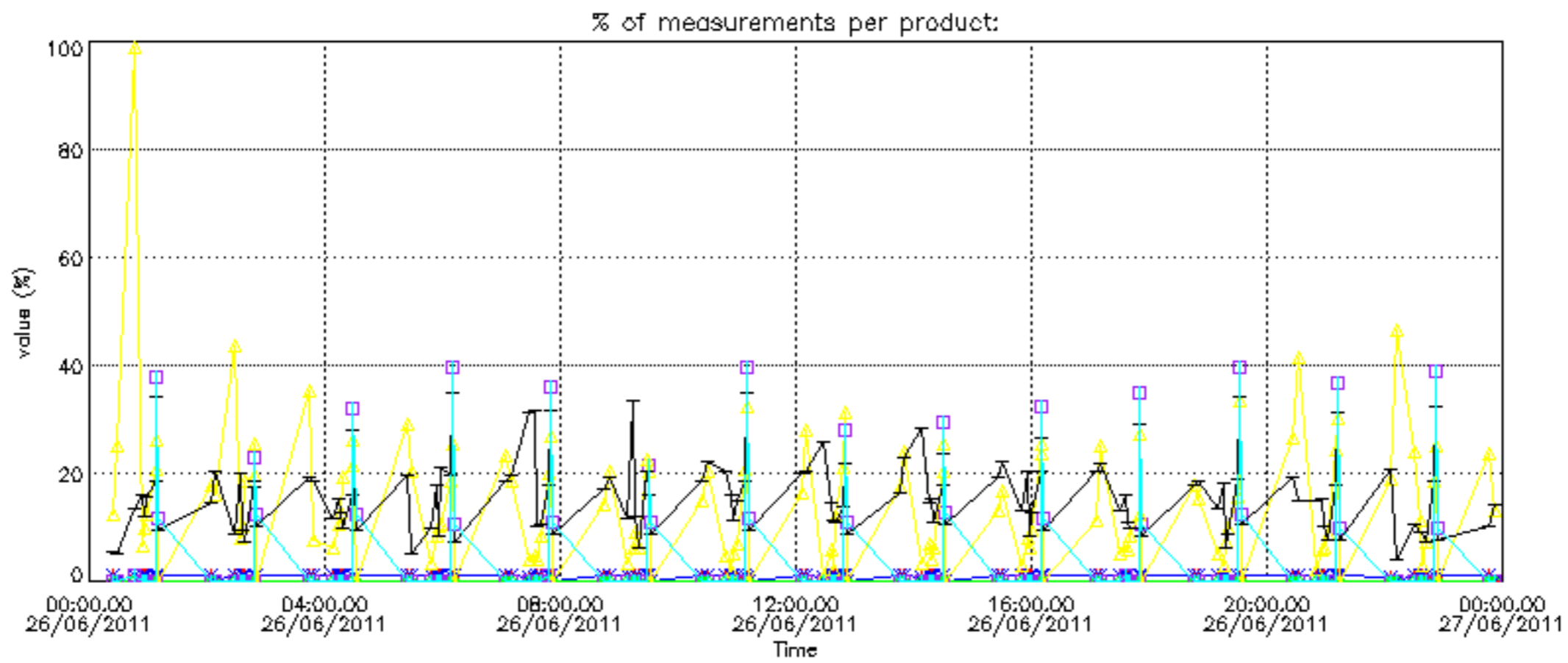


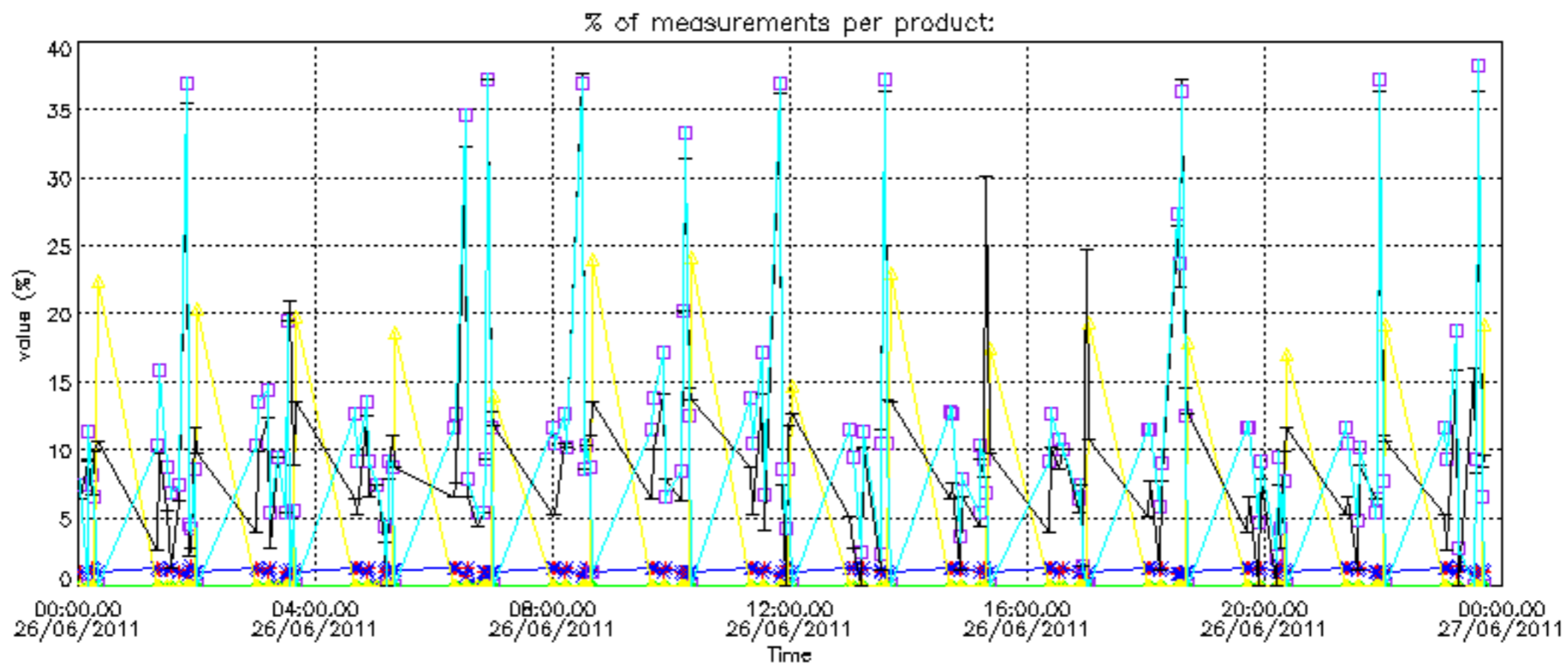
Percentage of flagged data per NO2 profile



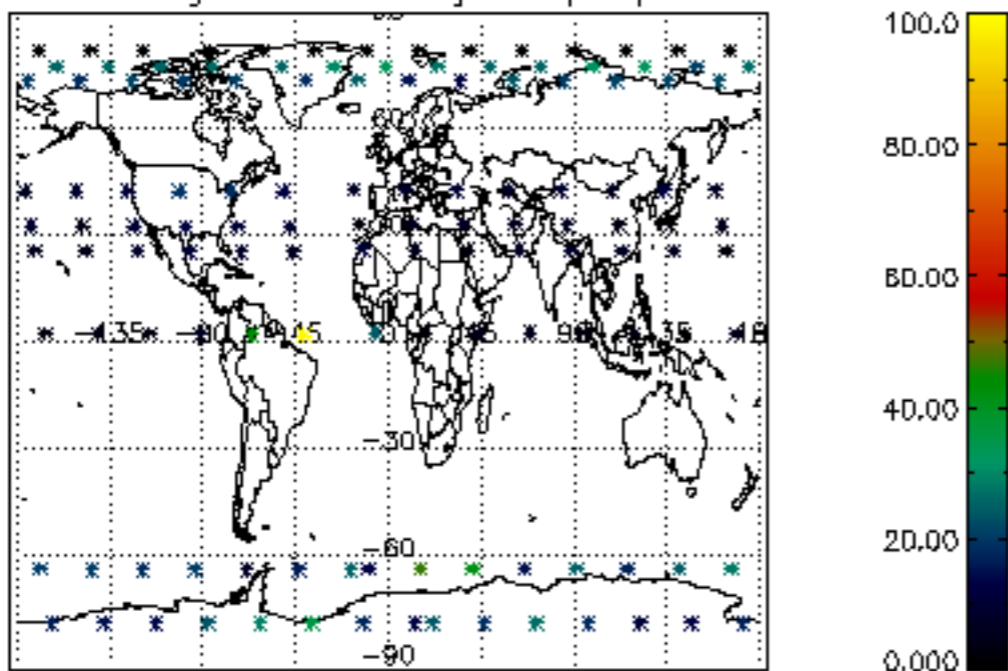
Percentage of flagged data per NO3 profile



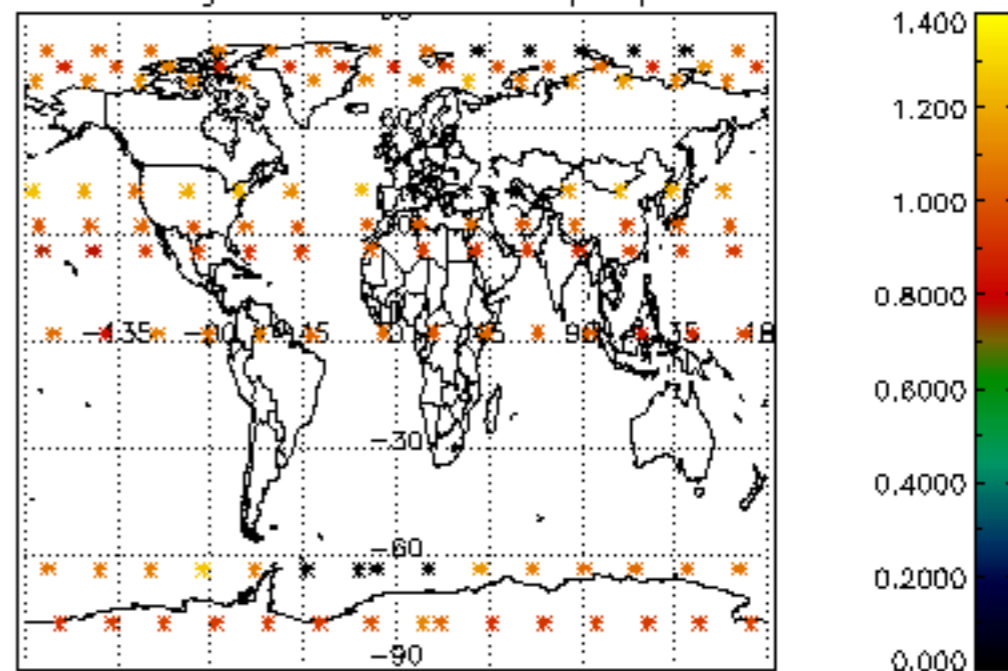




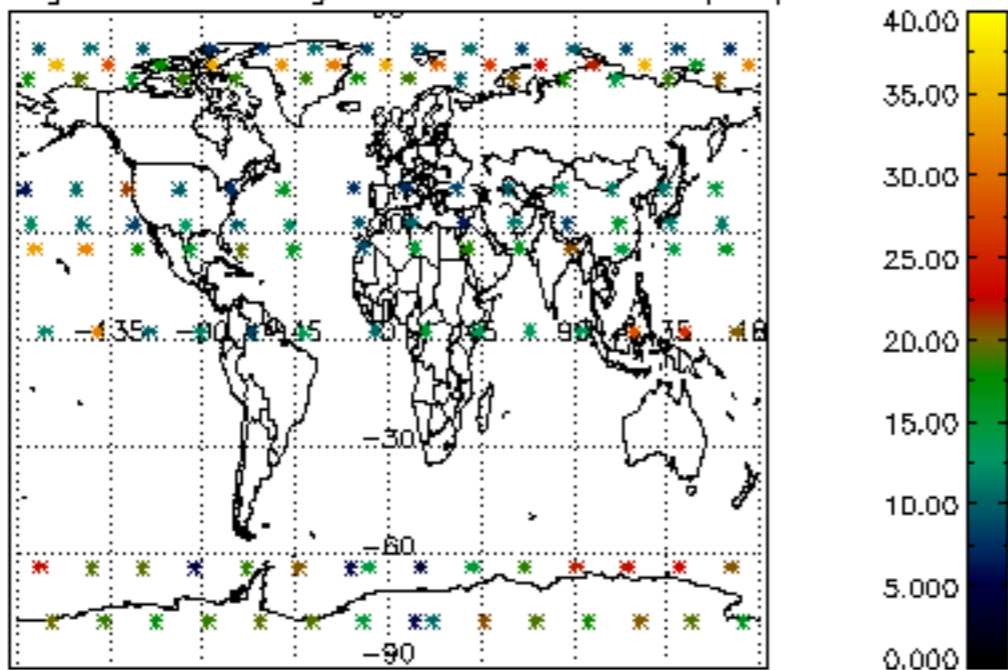
Percentage of cosmic ray hits per profile



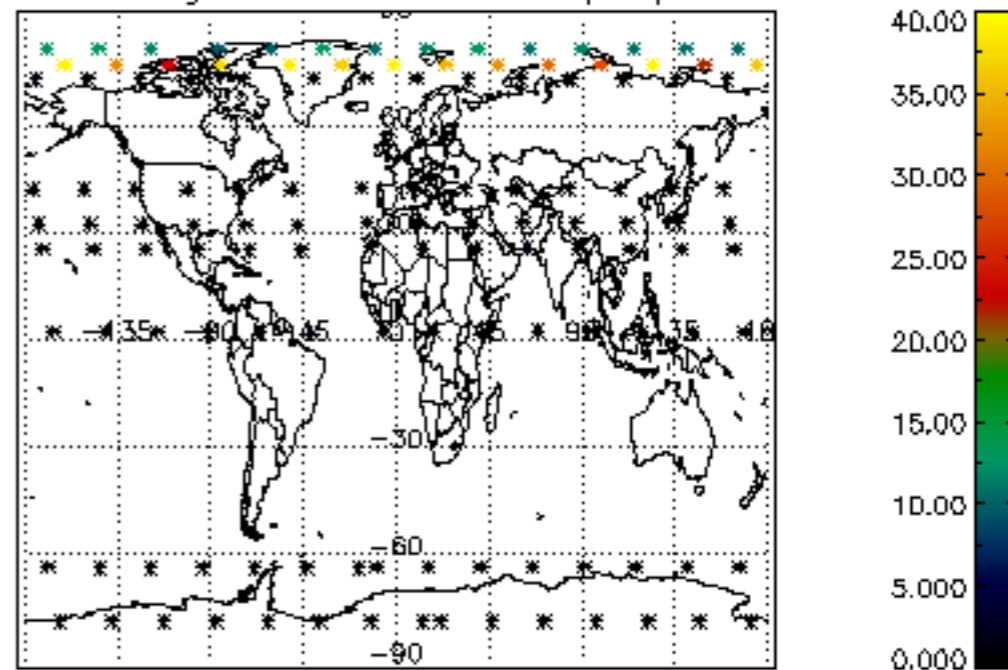
Percentage of datation errors per profile



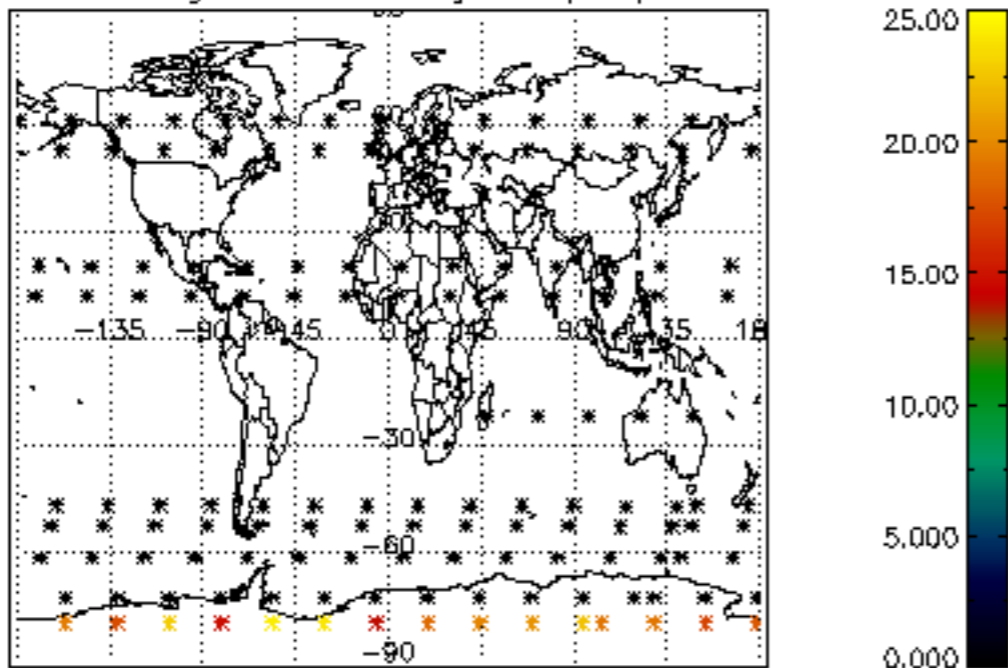
Percentage of star falling outside central band per profile



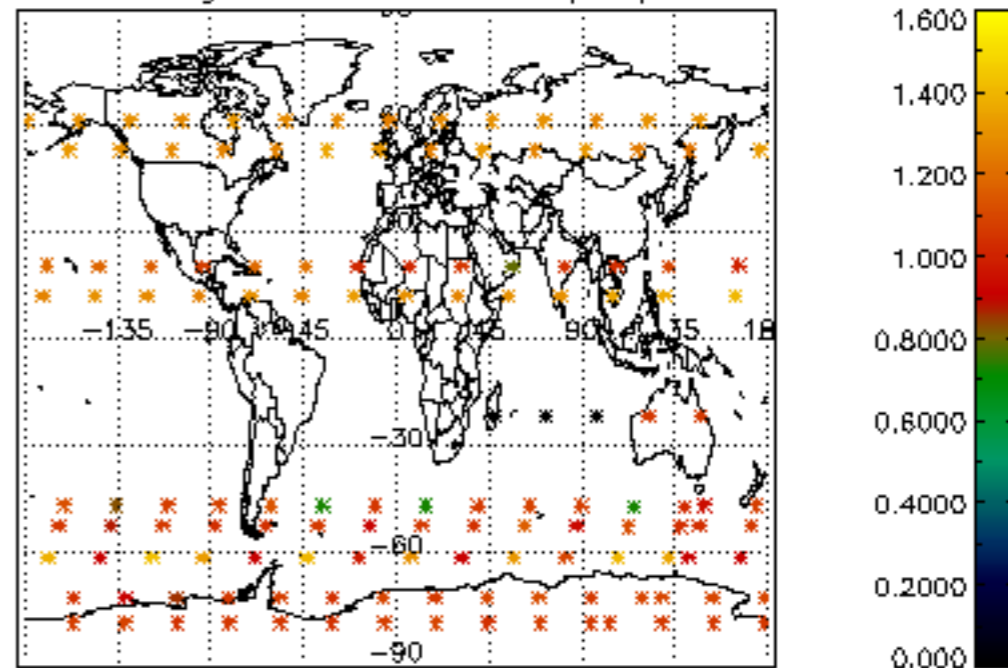
Percentage of saturation errors per profile



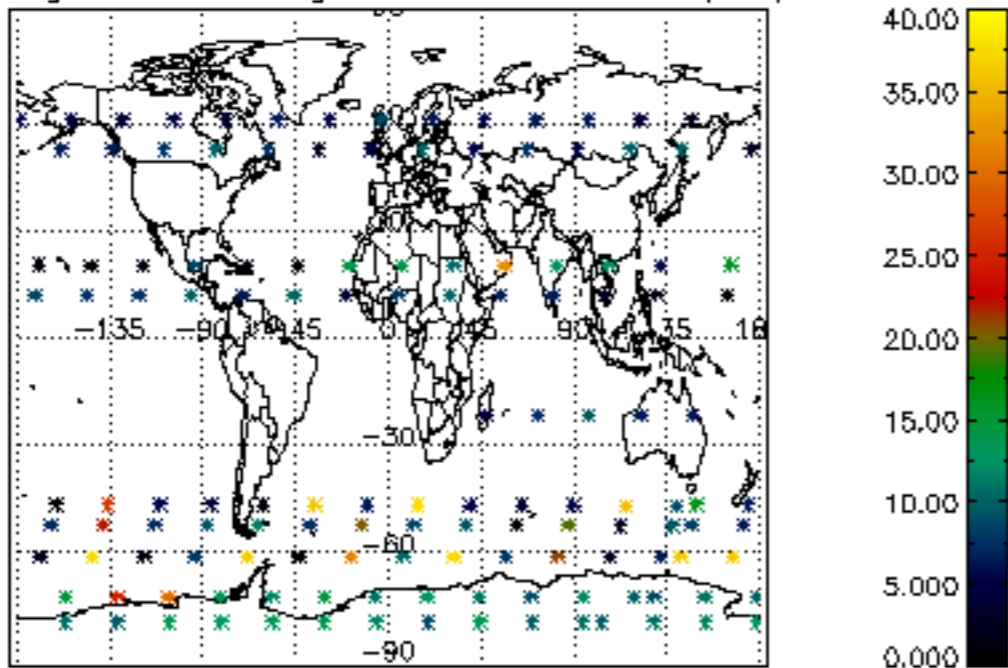
Percentage of cosmic ray hits per profile



Percentage of datation errors per profile



Percentage of star falling outside central band per profile



Percentage of saturation errors per profile

