

GOMOS Level 2 Daily Report

SUMMARY

[1. General Info](#)

[2. Summary of processed GOM_NL_2P products](#)

[3. Level 2 Quality information per product](#)

[3.1 Plot of level 2 quality information per product \(time dependant\)](#)

[3.2 Plot of level 2 quality information per product \(world map\)](#)

[4. Level 1 Quality information per product \(stored on level 2 products\)](#)

[4.1 Plot of level 1 quality information per product \(time dependant\)](#)

[4.1.1 Plot of level 1 quality information per product \(time dependant\): ASCENDING](#)

[4.1.2 Plot of level 1 quality information per product \(time dependant\): DESCENDING](#)

[4.2 Plot of level 1 quality information per product \(world map\)](#)

[4.2.1 Plot of level 1 quality information per product \(world map\): ASCENDING](#)

[4.2.2 Plot of level 1 quality information per product \(world map\): DESCENDING](#)

[5. Ozone profiles based on quality statistics and other trace gas profiles](#)

[5.1 Ozone statistics based on quality of products](#)

[5.2 Plot ozone profiles for all STD \(dark without errors\)](#)

[5.3 Plot ozone profiles where STD < 20% \(dark without errors\)](#)

[5.4. Plot ozone profiles where STD < 10% \(dark without errors\)](#)

[5.5. Plot ozone profiles where STD < 5% \(dark without errors\)](#)

[5.6 Plot NO2 profiles for all STD \(dark without errors\)](#)

[5.7 Plot NO3 profiles for all STD \(dark without errors\)](#)

[5.8 Plot H2O profiles \(only for occultations of stars 1,2,3,4,13,14,16,26,63 dark without errors\) for all STD](#)

[6. Auxiliary Data Files used for the production reported in section 2](#)

This report presents the daily analysis on parameters extracted from GOMOS level 2 data (GOM_NL__2P). It is intended to monitor some important parameters that will impact the quality of these products. A list of level 2 products (and content) that have arrived during the reporting day to the PCF is also given.

Item	Value
Time of report generation	24APR2013 15:07:23
Data source version	GOMOS/6.01
Start time of products	25-06-2011 (25JUN2011 00:00:00)
Stop time of products	26-06-2011 (26JUN2011 00:00:00)
Store outputs in DB	Yes
Nb of level 2 prods	189
Nb of prods with errors	0

2. Summary of processed GOM_NL__2P products.

Nr	Filename	UTC Start time	Limb	Duration	Star Id	Star Name	Star Mag	Star Temp	Nb Meas	Orbit	Prod. error
1	GOM_NL__2PRFIN20110625_000332_000000443104_00002_48723_8115.N1	25-JUN-2011 00:03:32	Twilight	44.000	38	20Eps Sgr	1.8360	11000.	88	48723	No
2	GOM_NL__2PRFIN20110625_000456_000000483104_00002_48723_8116.N1	25-JUN-2011 00:04:56	Bright	47.500	116	19Del Sgr	2.7000	4100.0	95	48723	No
3	GOM_NL__2PRFIN20110625_000703_000000473104_00002_48723_8117.N1	25-JUN-2011 00:07:03	Bright	47.000	155	41Pi Sgr	2.9000	6600.0	94	48723	No
4	GOM_NL__2PRFIN20110625_001542_000000393104_00002_48723_8118.N1	25-JUN-2011 00:15:42	Bright	39.000	126	60Bet Oph	2.7700	4250.0	78	48723	No
5	GOM_NL__2PRFIN20110625_001804_000000393104_00002_48723_8119.N1	25-JUN-2011 00:18:04	Bright	39.000	59	55Alp Oph	2.0800	8900.0	78	48723	No
6	GOM_NL__2PRFIN20110625_002726_000000433104_00002_48723_8120.N1	25-JUN-2011 00:27:26	Bright	42.500	5	3Alp Lyr	0.033000	11000.	85	48723	No
7	GOM_NL__2PRFIN20110625_002936_000000403104_00002_48723_8121.N1	25-JUN-2011 00:29:36	Bright	39.500	130	23Bet Dra	2.7990	5800.0	79	48723	No
8	GOM_NL__2PRFIN20110625_003904_000000473104_00002_48723_8122.N1	25-JUN-2011 00:39:04	Bright	47.000	89	5Alp Cep	2.4510	8000.0	94	48723	No
9	GOM_NL__2PRFIN20110625_004609_000000463104_00002_48723_8123.N1	25-JUN-2011 00:46:09	Bright	45.500	74	11Bet Cas	2.2680	6600.0	91	48723	No
10	GOM_NL__2PRFIN20110625_004744_000000463104_00002_48723_8124.N1	25-JUN-2011 00:47:44	Bright	46.000	68	18Alp Cas	2.2250	4500.0	92	48723	No
11	GOM_NL__2PRFIN20110625_005013_000000553104_00002_48723_8125.N1	25-JUN-2011 00:50:13	Bright	55.000	160	23Gam Per	2.9300	4700.0	110	48723	No
12	GOM_NL__2PRFIN20110625_005336_000000473104_00002_48723_8126.N1	25-JUN-2011 00:53:36	Bright	46.500	73	57Gam1And	2.2600	13100.	93	48723	No
13	GOM_NL__2PRFIN20110625_005605_000000483104_00002_48723_8127.N1	25-JUN-2011 00:56:05	Twilight	47.500	173	4Bet Tri	3.0040	8900.0	95	48723	No
14	GOM_NL__2PRFIN20110625_010002_000000523104_00002_48723_8128.N1	25-JUN-2011 01:00:02	Dark	51.500	50	13Alp Ari	2.0070	4250.0	103	48723	No
15	GOM_NL__2PRFIN20110625_010454_000000363104_00002_48723_8129.N1	25-JUN-2011 01:04:54	Dark	36.000	94	92Alp Cet	2.5260	3100.0	72	48723	No
16	GOM_NL__2PRFIN20110625_012321_000000463104_00003_48724_8146.N1	25-JUN-2011 01:23:21	Dark	45.500	84	Alp Phe	2.3970	4500.0	91	48724	No
17	GOM_NL__2PRFIN20110625_012949_000000633104_00003_48724_8147.N1	25-JUN-2011 01:29:49	Straylight	63.000	63	Bet Gru	2.1500	2800.0	126	48724	No
18	GOM_NL__2PRFIN20110625_013149_000000483104_00003_48724_8148.N1	25-JUN-2011 01:31:49	Straylight	47.500	31	Alp Gru	1.7340	15200.	95	48724	No
19	GOM_NL__2PRFIN20110625_013442_000000433104_00003_48724_8149.N1	25-JUN-2011 01:34:42	Straylight	42.500	45	Alp Pav	1.9400	26000.	85	48724	No
20	GOM_NL__2PRFIN20110625_014346_000000473104_00003_48724_8150.N1	25-JUN-2011 01:43:46	Twilight	46.500	38	20Eps Sgr	1.8360	11000.	93	48724	No
21	GOM_NL__2PRFIN20110625_014510_000000573104_00003_48724_8151.N1	25-JUN-2011 01:45:10	Bright	57.000	116	19Del Sgr	2.7000	4100.0	114	48724	No
22	GOM_NL__2PRFIN20110625_014717_000000493104_00003_48724_8152.N1	25-JUN-2011 01:47:17	Bright	49.000	155	41Pi Sgr	2.9000	6600.0	98	48724	No
23	GOM_NL__2PRFIN20110625_015556_000000393104_00003_48724_8153.N1	25-JUN-2011 01:55:56	Bright	39.000	126	60Bet Oph	2.7700	4250.0	78	48724	No
24	GOM_NL__2PRFIN20110625_015818_000000413104_00003_48724_8154.N1	25-JUN-2011 01:58:18	Bright	40.500	59	55Alp Oph	2.0800	8900.0	81	48724	No
25	GOM_NL__2PRFIN20110625_020739_000000483104_00003_48724_8155.N1	25-JUN-2011 02:07:39	Bright	47.500	5	3Alp Lyr	0.033000	11000.	95	48724	No
26	GOM_NL__2PRFIN20110625_020950_000000373104_00003_48724_8156.N1	25-JUN-2011 02:09:50	Bright	37.000	130	23Bet Dra	2.7990	5800.0	74	48724	No
27	GOM_NL__2PRFIN20110625_021917_000000453104_00003_48724_8157.N1	25-JUN-2011 02:19:17	Bright	44.500	89	5Alp Cep	2.4510	8000.0	89	48724	No
28	GOM_NL__2PRFIN20110625_022623_000000483104_00003_48724_8158.N1	25-JUN-2011 02:26:23	Bright	47.500	74	11Bet Cas	2.2680	6600.0	95	48724	No
29	GOM_NL__2PRFIN20110625_022758_000000463104_00003_48724_8159.N1	25-JUN-2011 02:27:58	Bright	46.000	68	18Alp Cas	2.2250	4500.0	92	48724	No
30	GOM_NL__2PRFIN20110625_023027_000000553104_00003_48724_8160.N1	25-JUN-2011 02:30:27	Bright	55.000	160	23Gam Per	2.9300	4700.0	110	48724	No
31	GOM_NL__2PRFIN20110625_023351_000000453104_00003_48724_8161.N1	25-JUN-2011 02:33:51	Bright	45.000	73	57Gam1And	2.2600	13100.	90	48724	No
32	GOM_NL__2PRFIN20110625_023619_000000493104_00003_48724_8162.N1	25-JUN-2011 02:36:19	Twilight	48.500	173	4Bet Tri	3.0040	8900.0	97	48724	No
33	GOM_NL__2PRFIN20110625_024016_000000513104_00003_48724_8163.N1	25-JUN-2011 02:40:16	Dark	51.000	50	13Alp Ari	2.0070	4250.0	102	48724	No
34	GOM_NL__2PRFIN20110625_024508_000000393104_00003_48724_8164.N1	25-JUN-2011 02:45:08	Dark	38.500	94	92Alp Cet	2.5260	3100.0	77	48724	No
35	GOM_NL__2PRFIN20110625_030336_000000483104_00004_48725_8157.N1	25-JUN-2011 03:03:36	Dark	47.500	84	Alp Phe	2.3970	4500.0	95	48725	No
36	GOM_NL__2PRFIN20110625_031004_000000513104_00004_48725_8158.N1	25-JUN-2011 03:10:04	Straylight	50.500	63	Bet Gru	2.1500	2800.0	101	48725	No
37	GOM_NL__2PRFIN20110625_031204_000000483104_00004_48725_8159.N1	25-JUN-2011 03:12:04	Straylight	47.500	31	Alp Gru	1.7340	15200.	95	48725	No
38	GOM_NL__2PRFIN20110625_031457_000000423104_00004_48725_8160.N1	25-JUN-2011 03:14:57	Straylight	42.000	45	Alp Pav	1.9400	26000.	84	48725	No
39	GOM_NL__2PRFIN20110625_032400_000000463104_00004_48725_8161.N1	25-JUN-2011 03:24:00	Twilight	46.000	38	20Eps Sgr	1.8360	11000.	92	48725	No
40	GOM_NL__2PRFIN20110625_032524_000000573104_00004_48725_8162.N1	25-JUN-2011 03:25:24	Bright	57.000	116	19Del Sgr	2.7000	4100.0	114	48725	No
41	GOM_NL__2PRFIN20110625_032732_000000493104_00004_48725_8163.N1	25-JUN-2011 03:27:32	Bright	48.500	155	41Pi Sgr	2.9000	6600.0	97	48725	No
42	GOM_NL__2PRFIN20110625_033610_000000393104_00004_48725_8164.N1	25-JUN-2011 03:36:10	Bright	39.000	126	60Bet Oph	2.7700	4250.0	78	48725	No

43	GOM_NL__2PRFIN20110625_033832_000000383104_00004_48725_8165.N1	25-JUN-2011 03:38:32	Bright	38.000	59	55Alp Oph	2.0800	8900.0	76	48725	No
44	GOM_NL__2PRFIN20110625_034752_000000493104_00004_48725_8166.N1	25-JUN-2011 03:47:52	Bright	48.500	5	3Alp Lyr	0.033000	11000.	97	48725	No
45	GOM_NL__2PRFIN20110625_035004_000000383104_00004_48725_8167.N1	25-JUN-2011 03:50:04	Bright	38.000	130	23Bet Dra	2.7990	5800.0	76	48725	No
46	GOM_NL__2PRFIN20110625_035931_000000473104_00004_48725_8168.N1	25-JUN-2011 03:59:31	Bright	46.500	89	5Alp Cep	2.4510	8000.0	93	48725	No
47	GOM_NL__2PRFIN20110625_040636_000000473104_00004_48725_8169.N1	25-JUN-2011 04:06:36	Bright	47.000	74	11Bet Cas	2.2680	6600.0	94	48725	No
48	GOM_NL__2PRFIN20110625_040812_000000453104_00004_48725_8170.N1	25-JUN-2011 04:08:12	Bright	45.000	68	18Alp Cas	2.2250	4500.0	90	48725	No
49	GOM_NL__2PRFIN20110625_041041_000000553104_00004_48725_8171.N1	25-JUN-2011 04:10:41	Bright	55.000	160	23Gam Per	2.9300	4700.0	110	48725	No
50	GOM_NL__2PRFIN20110625_041405_000000453104_00004_48725_8172.N1	25-JUN-2011 04:14:05	Bright	45.000	73	57Gam1And	2.2600	13100.	90	48725	No
51	GOM_NL__2PRFIN20110625_041633_000000473104_00004_48725_8173.N1	25-JUN-2011 04:16:33	Tw_i_and_stray	46.500	173	4Bet Tri	3.0040	8900.0	93	48725	No
52	GOM_NL__2PRFIN20110625_042030_000000533104_00004_48725_8174.N1	25-JUN-2011 04:20:30	Dark	53.000	50	13Alp Ari	2.0070	4250.0	106	48725	No
53	GOM_NL__2PRFIN20110625_042523_000000513104_00004_48725_8175.N1	25-JUN-2011 04:25:23	Dark	51.000	94	92Alp Cet	2.5260	3100.0	102	48725	No
54	GOM_NL__2PRFIN20110625_044351_000000563104_00005_48726_8167.N1	25-JUN-2011 04:43:51	Dark	56.000	84	Alp Phe	2.3970	4500.0	112	48726	No
55	GOM_NL__2PRFIN20110625_045019_000000533104_00005_48726_8168.N1	25-JUN-2011 04:50:19	Straylight	53.000	63	Bet Gru	2.1500	2800.0	106	48726	No
56	GOM_NL__2PRFIN20110625_045219_000000513104_00005_48726_8169.N1	25-JUN-2011 04:52:19	Straylight	50.500	31	Alp Gru	1.7340	15200.	101	48726	No
57	GOM_NL__2PRFIN20110625_045512_000000403104_00005_48726_8170.N1	25-JUN-2011 04:55:12	Straylight	40.000	45	Alp Pav	1.9400	26000.	80	48726	No
58	GOM_NL__2PRFIN20110625_050415_000000443104_00005_48726_8171.N1	25-JUN-2011 05:04:15	Tw_i_and_stray	44.000	38	20Eps Sgr	1.8360	11000.	88	48726	No
59	GOM_NL__2PRFIN20110625_050539_000000573104_00005_48726_8172.N1	25-JUN-2011 05:05:39	Bright	57.000	116	19Del Sgr	2.7000	4100.0	114	48726	No
60	GOM_NL__2PRFIN20110625_050746_000000493104_00005_48726_8173.N1	25-JUN-2011 05:07:46	Bright	49.000	155	41Pi Sgr	2.9000	6600.0	98	48726	No
61	GOM_NL__2PRFIN20110625_051624_000000393104_00005_48726_8174.N1	25-JUN-2011 05:16:24	Bright	39.000	126	60Bet Oph	2.7700	4250.0	78	48726	No
62	GOM_NL__2PRFIN20110625_051846_000000403104_00005_48726_8175.N1	25-JUN-2011 05:18:46	Bright	40.000	59	55Alp Oph	2.0800	8900.0	80	48726	No
63	GOM_NL__2PRFIN20110625_052806_000000483104_00005_48726_8176.N1	25-JUN-2011 05:28:06	Bright	47.500	5	3Alp Lyr	0.033000	11000.	95	48726	No
64	GOM_NL__2PRFIN20110625_053018_000000393104_00005_48726_8177.N1	25-JUN-2011 05:30:18	Bright	39.000	130	23Bet Dra	2.7990	5800.0	78	48726	No
65	GOM_NL__2PRFIN20110625_053944_000000473104_00005_48726_8178.N1	25-JUN-2011 05:39:44	Bright	47.000	89	5Alp Cep	2.4510	8000.0	94	48726	No
66	GOM_NL__2PRFIN20110625_054650_000000483104_00005_48726_8179.N1	25-JUN-2011 05:46:50	Bright	47.500	74	11Bet Cas	2.2680	6600.0	95	48726	No
67	GOM_NL__2PRFIN20110625_054825_000000473104_00005_48726_8180.N1	25-JUN-2011 05:48:25	Bright	46.500	68	18Alp Cas	2.2250	4500.0	93	48726	No
68	GOM_NL__2PRFIN20110625_055055_000000363104_00005_48726_8181.N1	25-JUN-2011 05:50:55	Bright	35.500	160	23Gam Per	2.9300	4700.0	71	48726	No
69	GOM_NL__2PRFIN20110625_055419_000000473104_00005_48726_8182.N1	25-JUN-2011 05:54:19	Bright	46.500	73	57Gam1And	2.2600	13100.	93	48726	No
70	GOM_NL__2PRFIN20110625_055647_000000493104_00005_48726_8183.N1	25-JUN-2011 05:56:47	Tw_i_and_stray	48.500	173	4Bet Tri	3.0040	8900.0	97	48726	No
71	GOM_NL__2PRFIN20110625_060044_000000523104_00005_48726_8184.N1	25-JUN-2011 06:00:44	Dark	52.000	50	13Alp Ari	2.0070	4250.0	104	48726	No
72	GOM_NL__2PRFIN20110625_060537_000000433104_00005_48726_8185.N1	25-JUN-2011 06:05:37	Dark	42.500	94	92Alp Cet	2.5260	3100.0	85	48726	No
73	GOM_NL__2PRFIN20110625_062406_000000483104_00006_48727_8180.N1	25-JUN-2011 06:24:06	Dark	47.500	84	Alp Phe	2.3970	4500.0	95	48727	No
74	GOM_NL__2PRFIN20110625_063034_000000513104_00006_48727_8181.N1	25-JUN-2011 06:30:34	Straylight	51.000	63	Bet Gru	2.1500	2800.0	102	48727	No
75	GOM_NL__2PRFIN20110625_063234_000000513104_00006_48727_8182.N1	25-JUN-2011 06:32:34	Straylight	50.500	31	Alp Gru	1.7340	15200.	101	48727	No
76	GOM_NL__2PRFIN20110625_063526_000000493104_00006_48727_8183.N1	25-JUN-2011 06:35:26	Straylight	49.000	45	Alp Pav	1.9400	26000.	98	48727	No
77	GOM_NL__2PRFIN20110625_064429_000000463104_00006_48727_8184.N1	25-JUN-2011 06:44:29	Tw_i_and_stray	46.000	38	20Eps Sgr	1.8360	11000.	92	48727	No
78	GOM_NL__2PRFIN20110625_064553_000000483104_00006_48727_8185.N1	25-JUN-2011 06:45:53	Bright	47.500	116	19Del Sgr	2.7000	4100.0	95	48727	No
79	GOM_NL__2PRFIN20110625_064800_000000493104_00006_48727_8186.N1	25-JUN-2011 06:48:00	Bright	48.500	155	41Pi Sgr	2.9000	6600.0	97	48727	No
80	GOM_NL__2PRFIN20110625_065638_000000393104_00006_48727_8187.N1	25-JUN-2011 06:56:38	Bright	39.000	126	60Bet Oph	2.7700	4250.0	78	48727	No
81	GOM_NL__2PRFIN20110625_065859_000000413104_00006_48727_8188.N1	25-JUN-2011 06:58:59	Bright	40.500	59	55Alp Oph	2.0800	8900.0	81	48727	No
82	GOM_NL__2PRFIN20110625_070819_000000493104_00006_48727_8189.N1	25-JUN-2011 07:08:19	Bright	48.500	5	3Alp Lyr	0.033000	11000.	97	48727	No
83	GOM_NL__2PRFIN20110625_071032_000000393104_00006_48727_8190.N1	25-JUN-2011 07:10:32	Bright	39.000	130	23Bet Dra	2.7990	5800.0	78	48727	No
84	GOM_NL__2PRFIN20110625_071957_000000473104_00006_48727_8191.N1	25-JUN-2011 07:19:57	Bright	46.500	89	5Alp Cep	2.4510	8000.0	93	48727	No
85	GOM_NL__2PRFIN20110625_072704_000000683104_00006_48727_8192.N1	25-JUN-2011 07:27:04	Bright	68.000	74	11Bet Cas	2.2680	6600.0	136	48727	No
86	GOM_NL__2PRFIN20110625_072839_000000463104_00006_48727_8193.N1	25-JUN-2011 07:28:39	Bright	46.000	68	18Alp Cas	2.2250	4500.0	92	48727	No
87	GOM_NL__2PRFIN20110625_073109_000000483104_00006_48727_8194.N1	25-JUN-2011 07:31:09	Bright	47.500	160	23Gam Per	2.9300	4700.0	95	48727	No
88	GOM_NL__2PRFIN20110625_073433_000000463104_00006_48727_8195.N1	25-JUN-2011 07:34:33	Bright	46.000	73	57Gam1And	2.2600	13100.	92	48727	No
89	GOM_NL__2PRFIN20110625_073701_000000483104_00006_48727_8196.N1	25-JUN-2011 07:37:01	Tw_i_and_stray	47.500	173	4Bet Tri	3.0040	8900.0	95	48727	No
90	GOM_NL__2PRFIN20110625_074059_000000513104_00006_48727_8197.N1	25-JUN-2011 07:40:59	Dark	50.500	50	13Alp Ari	2.0070	4250.0	101	48727	No
91	GOM_NL__2PRFIN20110625_074551_000000423104_00006_48727_8198.N1	25-JUN-2011 07:45:51	Dark	42.000	94	92Alp Cet	2.5260	3100.0	84	48727	No
92	GOM_NL__2PRFIN20110625_080421_000000473104_00007_48728_8209.N1	25-JUN-2011 08:04:21	Dark	46.500	84	Alp Phe	2.3970	4500.0	93	48728	No
93	GOM_NL__2PRFIN20110625_081049_000000693104_00007_48728_8210.N1	25-JUN-2011 08:10:49	Straylight	69.000	63	Bet Gru	2.1500	2800.0	138	48728	No
94	GOM_NL__2PRFIN20110625_081249_000000503104_00007_48728_8211.N1	25-JUN-2011 08:12:49	Straylight	49.500	31	Alp Gru	1.7340	15200.	99	48728	No
95	GOM_NL__2PRFIN20110625_081541_000000423104_00007_48728_8212.N1	25-JUN-2011 08:15:41	Straylight	41.500	45	Alp Pav	1.9400	26000.	83	48728	No
96	GOM_NL__2PRFIN20110625_082444_000000453104_00007_48728_8213.N1	25-JUN-2011 08:24:44	Tw_i_and_stray	44.500	38	20Eps Sgr	1.8360	11000.	89	48728	No
97	GOM_NL__2PRFIN20110625_082607_000000573104_00007_48728_8214.N1	25-JUN-2011 08:26:07	Bright	57.000	116	19Del Sgr	2.7000	4100.0	114	48728	No
98	GOM_NL__2PRFIN20110625_082814_000000483104_00007_48728_8215.N1	25-JUN-2011 08:28:14	Bright	47.500	155	41Pi Sgr	2.9000	6600.0	95	48728	No
99	GOM_NL__2PRFIN20110625_083652_000000393104_00007_48728_8216.N1	25-JUN-2011 08:36:52	Bright	38.500	126	60Bet Oph	2.7700	4250.0	77	48728	No
100	GOM_NL__2PRFIN20110625_083913_000000393104_00007_48728_8217.N1	25-JUN-2011 08:39:13	Bright	39.000	59	55Alp Oph	2.0800	8900.0	78	48728	No
101	GOM_NL__2PRFIN20110625_084833_000000503104_00007_48728_8218.N1	25-JUN-2011 08:48:33	Bright	50.000	5	3Alp Lyr	0.033000	11000.	100	48728	No

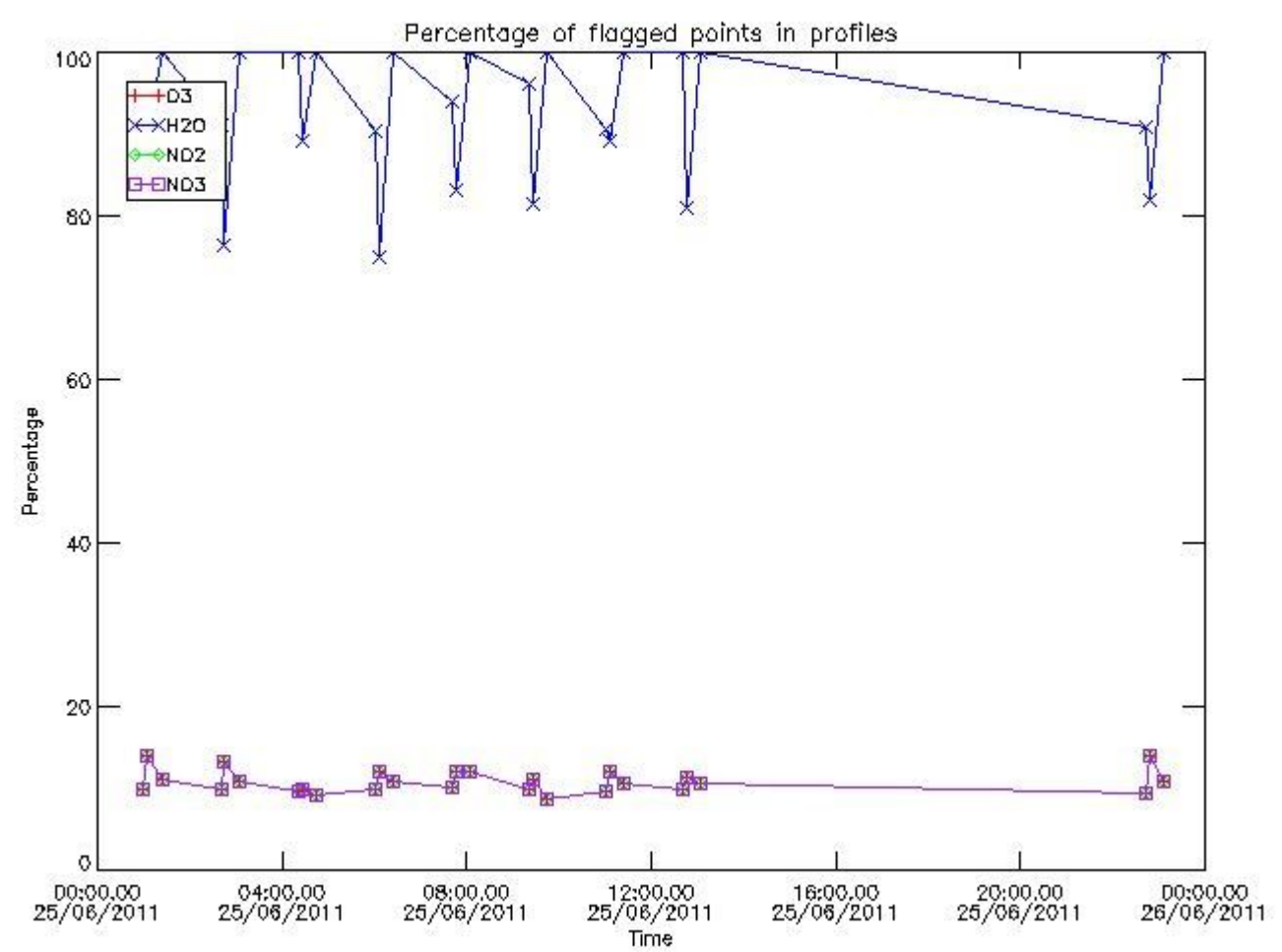
102	GOM_NL__2PRFIN20110625_085046_000000393104_00007_48728_8219.N1	25-JUN-2011 08:50:46	Bright	38.500	130	23Bet Dra	2.7990	5800.0	77	48728	No
103	GOM_NL__2PRFIN20110625_090011_000000493104_00007_48728_8220.N1	25-JUN-2011 09:00:11	Bright	49.000	89	5Alp Cep	2.4510	8000.0	98	48728	No
104	GOM_NL__2PRFIN20110625_090717_000000483104_00007_48728_8221.N1	25-JUN-2011 09:07:17	Bright	48.000	74	11Bet Cas	2.2680	6600.0	96	48728	No
105	GOM_NL__2PRFIN20110625_090852_000000483104_00007_48728_8222.N1	25-JUN-2011 09:08:52	Bright	48.000	68	18Alp Cas	2.2250	4500.0	96	48728	No
106	GOM_NL__2PRFIN20110625_091123_000000483104_00007_48728_8223.N1	25-JUN-2011 09:11:23	Bright	47.500	160	23Gam Per	2.9300	4700.0	95	48728	No
107	GOM_NL__2PRFIN20110625_091446_000000443104_00007_48728_8224.N1	25-JUN-2011 09:14:46	Bright	43.500	73	57Gam1And	2.2600	13100.	87	48728	No
108	GOM_NL__2PRFIN20110625_091715_000000473104_00007_48728_8225.N1	25-JUN-2011 09:17:15	Tw_i_and_stray	47.000	173	4Bet Tri	3.0040	8900.0	94	48728	No
109	GOM_NL__2PRFIN20110625_092113_000000523104_00007_48728_8226.N1	25-JUN-2011 09:21:13	Dark	51.500	50	13Alp Ari	2.0070	4250.0	103	48728	No
110	GOM_NL__2PRFIN20110625_092606_000000463104_00007_48728_8227.N1	25-JUN-2011 09:26:06	Dark	46.000	94	92Alp Cet	2.5260	3100.0	92	48728	No
111	GOM_NL__2PRFIN20110625_094436_000000603104_00008_48729_8241.N1	25-JUN-2011 09:44:36	Dark	59.500	84	Alp Phe	2.3970	4500.0	119	48729	No
112	GOM_NL__2PRFIN20110625_095104_000000643104_00008_48729_8242.N1	25-JUN-2011 09:51:04	Straylight	63.500	63	Bet Gru	2.1500	2800.0	127	48729	No
113	GOM_NL__2PRFIN20110625_095304_000000513104_00008_48729_8243.N1	25-JUN-2011 09:53:04	Straylight	51.000	31	Alp Gru	1.7340	15200.	102	48729	No
114	GOM_NL__2PRFIN20110625_095555_000000443104_00008_48729_8244.N1	25-JUN-2011 09:55:55	Straylight	44.000	45	Alp Pav	1.9400	26000.	88	48729	No
115	GOM_NL__2PRFIN20110625_100458_000000453104_00008_48729_8245.N1	25-JUN-2011 10:04:58	Tw_i_and_stray	45.000	38	20Eps Sgr	1.8360	11000.	90	48729	No
116	GOM_NL__2PRFIN20110625_100622_000000453104_00008_48729_8246.N1	25-JUN-2011 10:06:22	Bright	44.500	116	19Del Sgr	2.7000	4100.0	89	48729	No
117	GOM_NL__2PRFIN20110625_100829_000000483104_00008_48729_8247.N1	25-JUN-2011 10:08:29	Bright	47.500	155	41Pi Sgr	2.9000	6600.0	95	48729	No
118	GOM_NL__2PRFIN20110625_101705_000000403104_00008_48729_8248.N1	25-JUN-2011 10:17:05	Bright	39.500	126	60Bet Oph	2.7700	4250.0	79	48729	No
119	GOM_NL__2PRFIN20110625_101927_000000413104_00008_48729_8249.N1	25-JUN-2011 10:19:27	Bright	40.500	59	55Alp Oph	2.0800	8900.0	81	48729	No
120	GOM_NL__2PRFIN20110625_102846_000000523104_00008_48729_8250.N1	25-JUN-2011 10:28:46	Bright	52.000	5	3Alp Lyr	0.033000	11000.	104	48729	No
121	GOM_NL__2PRFIN20110625_103059_000000403104_00008_48729_8251.N1	25-JUN-2011 10:30:59	Bright	39.500	130	23Bet Dra	2.7990	5800.0	79	48729	No
122	GOM_NL__2PRFIN20110625_104024_000000483104_00008_48729_8252.N1	25-JUN-2011 10:40:24	Bright	47.500	89	5Alp Cep	2.4510	8000.0	95	48729	No
123	GOM_NL__2PRFIN20110625_104731_000000473104_00008_48729_8253.N1	25-JUN-2011 10:47:31	Bright	46.500	74	11Bet Cas	2.2680	6600.0	93	48729	No
124	GOM_NL__2PRFIN20110625_104906_000000463104_00008_48729_8254.N1	25-JUN-2011 10:49:06	Bright	46.000	68	18Alp Cas	2.2250	4500.0	92	48729	No
125	GOM_NL__2PRFIN20110625_105137_000000383104_00008_48729_8255.N1	25-JUN-2011 10:51:37	Bright	37.500	160	23Gam Per	2.9300	4700.0	75	48729	No
126	GOM_NL__2PRFIN20110625_105500_000000463104_00008_48729_8256.N1	25-JUN-2011 10:55:00	Bright	45.500	73	57Gam1And	2.2600	13100.	91	48729	No
127	GOM_NL__2PRFIN20110625_105729_000000473104_00008_48729_8257.N1	25-JUN-2011 10:57:29	Tw_i_and_stray	46.500	173	4Bet Tri	3.0040	8900.0	93	48729	No
128	GOM_NL__2PRFIN20110625_110127_000000543104_00008_48729_8258.N1	25-JUN-2011 11:01:27	Dark	53.500	50	13Alp Ari	2.0070	4250.0	107	48729	No
129	GOM_NL__2PRFIN20110625_110620_000000473104_00008_48729_8259.N1	25-JUN-2011 11:06:20	Dark	46.500	94	92Alp Cet	2.5260	3100.0	93	48729	No
130	GOM_NL__2PRFIN20110625_112451_000000483104_00009_48730_8275.N1	25-JUN-2011 11:24:51	Dark	48.000	84	Alp Phe	2.3970	4500.0	96	48730	No
131	GOM_NL__2PRFIN20110625_113119_000000523104_00009_48730_8276.N1	25-JUN-2011 11:31:19	Straylight	52.000	63	Bet Gru	2.1500	2800.0	104	48730	No
132	GOM_NL__2PRFIN20110625_113319_000000513104_00009_48730_8277.N1	25-JUN-2011 11:33:19	Straylight	50.500	31	Alp Gru	1.7340	15200.	101	48730	No
133	GOM_NL__2PRFIN20110625_113610_000000443104_00009_48730_8278.N1	25-JUN-2011 11:36:10	Straylight	43.500	45	Alp Pav	1.9400	26000.	87	48730	No
134	GOM_NL__2PRFIN20110625_114512_000000453104_00009_48730_8279.N1	25-JUN-2011 11:45:12	Tw_i_and_stray	45.000	38	20Eps Sgr	1.8360	11000.	90	48730	No
135	GOM_NL__2PRFIN20110625_114636_000000573104_00009_48730_8280.N1	25-JUN-2011 11:46:36	Bright	57.000	116	19Del Sgr	2.7000	4100.0	114	48730	No
136	GOM_NL__2PRFIN20110625_114843_000000473104_00009_48730_8281.N1	25-JUN-2011 11:48:43	Bright	46.500	155	41Pi Sgr	2.9000	6600.0	93	48730	No
137	GOM_NL__2PRFIN20110625_115719_000000403104_00009_48730_8282.N1	25-JUN-2011 11:57:19	Bright	39.500	126	60Bet Oph	2.7700	4250.0	79	48730	No
138	GOM_NL__2PRFIN20110625_115941_000000383104_00009_48730_8283.N1	25-JUN-2011 11:59:41	Bright	37.500	59	55Alp Oph	2.0800	8900.0	75	48730	No
139	GOM_NL__2PRFIN20110625_120859_000000463104_00009_48730_8284.N1	25-JUN-2011 12:08:59	Bright	45.500	5	3Alp Lyr	0.033000	11000.	91	48730	No
140	GOM_NL__2PRFIN20110625_121113_000000413104_00009_48730_8285.N1	25-JUN-2011 12:11:13	Bright	40.500	130	23Bet Dra	2.7990	5800.0	81	48730	No
141	GOM_NL__2PRFIN20110625_122037_000000473104_00009_48730_8286.N1	25-JUN-2011 12:20:37	Bright	46.500	89	5Alp Cep	2.4510	8000.0	93	48730	No
142	GOM_NL__2PRFIN20110625_122744_000000483104_00009_48730_8287.N1	25-JUN-2011 12:27:44	Bright	47.500	74	11Bet Cas	2.2680	6600.0	95	48730	No
143	GOM_NL__2PRFIN20110625_122920_000000613104_00009_48730_8288.N1	25-JUN-2011 12:29:20	Bright	60.500	68	18Alp Cas	2.2250	4500.0	121	48730	No
144	GOM_NL__2PRFIN20110625_123151_000000423104_00009_48730_8289.N1	25-JUN-2011 12:31:51	Bright	42.000	160	23Gam Per	2.9300	4700.0	84	48730	No
145	GOM_NL__2PRFIN20110625_123514_000000473104_00009_48730_8290.N1	25-JUN-2011 12:35:14	Bright	47.000	73	57Gam1And	2.2600	13100.	94	48730	No
146	GOM_NL__2PRFIN20110625_123743_000000483104_00009_48730_8291.N1	25-JUN-2011 12:37:43	Tw_i_and_stray	48.000	173	4Bet Tri	3.0040	8900.0	96	48730	No
147	GOM_NL__2PRFIN20110625_124141_000000523104_00009_48730_8292.N1	25-JUN-2011 12:41:41	Dark	52.000	50	13Alp Ari	2.0070	4250.0	104	48730	No
148	GOM_NL__2PRFIN20110625_124634_000000453104_00009_48730_8293.N1	25-JUN-2011 12:46:34	Dark	45.000	94	92Alp Cet	2.5260	3100.0	90	48730	No
149	GOM_NL__2PRFIN20110625_130506_000000483104_00010_48731_8300.N1	25-JUN-2011 13:05:06	Dark	48.000	84	Alp Phe	2.3970	4500.0	96	48731	No
150	GOM_NL__2PRFIN20110625_131134_000000513104_00010_48731_8301.N1	25-JUN-2011 13:11:34	Straylight	51.000	63	Bet Gru	2.1500	2800.0	102	48731	No
151	GOM_NL__2PRFIN20110625_131334_000000533104_00010_48731_8302.N1	25-JUN-2011 13:13:34	Straylight	52.500	31	Alp Gru	1.7340	15200.	105	48731	No
152	GOM_NL__2PRFIN20110625_131624_000000423104_00010_48731_8303.N1	25-JUN-2011 13:16:24	Straylight	42.000	45	Alp Pav	1.9400	26000.	84	48731	No
153	GOM_NL__2PRFIN20110625_132526_000000463104_00010_48731_8304.N1	25-JUN-2011 13:25:26	Tw_i_and_stray	46.000	38	20Eps Sgr	1.8360	11000.	92	48731	No
154	GOM_NL__2PRFIN20110625_132650_000000493104_00010_48731_8305.N1	25-JUN-2011 13:26:50	Bright	49.000	116	19Del Sgr	2.7000	4100.0	98	48731	No
155	GOM_NL__2PRFIN20110625_132857_000000473104_00010_48731_8306.N1	25-JUN-2011 13:28:57	Bright	47.000	155	41Pi Sgr	2.9000	6600.0	94	48731	No
156	GOM_NL__2PRFIN20110625_133733_000000403104_00010_48731_8307.N1	25-JUN-2011 13:37:33	Bright	40.000	126	60Bet Oph	2.7700	4250.0	80	48731	No
157	GOM_NL__2PRFIN20110625_133955_000000403104_00010_48731_8308.N1	25-JUN-2011 13:39:55	Bright	39.500	59	55Alp Oph	2.0800	8900.0	79	48731	No
158	GOM_NL__2PRFIN20110625_134913_000000433104_00010_48731_8309.N1	25-JUN-2011 13:49:13	Bright	43.000	5	3Alp Lyr	0.033000	11000.	86	48731	No
159	GOM_NL__2PRFIN20110625_135127_000000383104_00010_48731_8310.N1	25-JUN-2011 13:51:27	Bright	38.000	130	23Bet Dra	2.7990	5800.0	76	48731	No
160	GOM_NL__2PRFIN20110625_140051_000000393104_00010_48731_8311.N1	25-JUN-2011 14:00:51	Bright	39.000	89	5Alp Cep	2.4510	8000.0	78	48731	No

161	GOM_NL__2PRFIN20110625_213249_000000623104_00015_48736_8451.N1	25-JUN-2011 21:32:49	Straylight	61.500	63	Bet Gru	2.1500	2800.0	123	48736	No
162	GOM_NL__2PRFIN20110625_213448_000000503104_00015_48736_8452.N1	25-JUN-2011 21:34:48	Straylight	49.500	31	Alp Gru	1.7340	15200.	99	48736	No
163	GOM_NL__2PRFIN20110625_213737_000000443104_00015_48736_8453.N1	25-JUN-2011 21:37:37	Straylight	44.000	45	Alp Pav	1.9400	26000.	88	48736	No
164	GOM_NL__2PRFIN20110625_214638_000000443104_00015_48736_8454.N1	25-JUN-2011 21:46:38	Tw_i_and_stray	43.500	38	20Eps Sgr	1.8360	11000.	87	48736	No
165	GOM_NL__2PRFIN20110625_214801_000000523104_00015_48736_8455.N1	25-JUN-2011 21:48:01	Bright	52.000	116	19Del Sgr	2.7000	4100.0	104	48736	No
166	GOM_NL__2PRFIN20110625_215008_000000483104_00015_48736_8456.N1	25-JUN-2011 21:50:08	Bright	47.500	155	41Pi Sgr	2.9000	6600.0	95	48736	No
167	GOM_NL__2PRFIN20110625_215843_000000383104_00015_48736_8457.N1	25-JUN-2011 21:58:43	Bright	38.000	126	60Bet Oph	2.7700	4250.0	76	48736	No
168	GOM_NL__2PRFIN20110625_220104_000000383104_00015_48736_8458.N1	25-JUN-2011 22:01:04	Bright	38.000	59	55Alp Oph	2.0800	8900.0	76	48736	No
169	GOM_NL__2PRFIN20110625_221020_000000453104_00015_48736_8459.N1	25-JUN-2011 22:10:20	Bright	44.500	5	3Alp Lyr	0.033000	11000.	89	48736	No
170	GOM_NL__2PRFIN20110625_221235_000000393104_00015_48736_8460.N1	25-JUN-2011 22:12:35	Bright	39.000	130	23Bet Dra	2.7990	5800.0	78	48736	No
171	GOM_NL__2PRFIN20110625_222157_000000493104_00015_48736_8461.N1	25-JUN-2011 22:21:57	Bright	48.500	89	5Alp Cep	2.4510	8000.0	97	48736	No
172	GOM_NL__2PRFIN20110625_222905_000000473104_00015_48736_8462.N1	25-JUN-2011 22:29:05	Bright	46.500	74	11Bet Cas	2.2680	6600.0	93	48736	No
173	GOM_NL__2PRFIN20110625_223042_000000483104_00015_48736_8463.N1	25-JUN-2011 22:30:42	Bright	48.000	68	18Alp Cas	2.2250	4500.0	96	48736	No
174	GOM_NL__2PRFIN20110625_223315_000000553104_00015_48736_8464.N1	25-JUN-2011 22:33:15	Bright	55.000	160	23Gam Per	2.9300	4700.0	110	48736	No
175	GOM_NL__2PRFIN20110625_223638_000000463104_00015_48736_8465.N1	25-JUN-2011 22:36:38	Bright	45.500	73	57Gam1And	2.2600	13100.	91	48736	No
176	GOM_NL__2PRFIN20110625_223908_000000463104_00015_48736_8466.N1	25-JUN-2011 22:39:08	Tw_i_and_stray	45.500	173	4Bet Tri	3.0040	8900.0	91	48736	No
177	GOM_NL__2PRFIN20110625_224307_000000553104_00015_48736_8467.N1	25-JUN-2011 22:43:07	Dark	54.500	50	13Alp Ari	2.0070	4250.0	109	48736	No
178	GOM_NL__2PRFIN20110625_224800_000000363104_00015_48736_8468.N1	25-JUN-2011 22:48:00	Dark	36.000	94	92Alp Cet	2.5260	3100.0	72	48736	No
179	GOM_NL__2PRFIN20110625_230635_000000483104_00016_48737_8465.N1	25-JUN-2011 23:06:35	Dark	47.500	84	Alp Phe	2.3970	4500.0	95	48737	No
180	GOM_NL__2PRFIN20110625_231304_000000543104_00016_48737_8466.N1	25-JUN-2011 23:13:04	Straylight	54.000	63	Bet Gru	2.1500	2800.0	108	48737	No
181	GOM_NL__2PRFIN20110625_231503_000000513104_00016_48737_8467.N1	25-JUN-2011 23:15:03	Straylight	50.500	31	Alp Gru	1.7340	15200.	101	48737	No
182	GOM_NL__2PRFIN20110625_231751_000000413104_00016_48737_8468.N1	25-JUN-2011 23:17:51	Straylight	41.000	45	Alp Pav	1.9400	26000.	82	48737	No
183	GOM_NL__2PRFIN20110625_232652_000000463104_00016_48737_8469.N1	25-JUN-2011 23:26:52	Tw_i_and_stray	45.500	38	20Eps Sgr	1.8360	11000.	91	48737	No
184	GOM_NL__2PRFIN20110625_232815_000000553104_00016_48737_8470.N1	25-JUN-2011 23:28:15	Bright	55.000	116	19Del Sgr	2.7000	4100.0	110	48737	No
185	GOM_NL__2PRFIN20110625_233022_000000483104_00016_48737_8471.N1	25-JUN-2011 23:30:22	Bright	48.000	155	41Pi Sgr	2.9000	6600.0	96	48737	No
186	GOM_NL__2PRFIN20110625_233857_000000383104_00016_48737_8472.N1	25-JUN-2011 23:38:57	Bright	38.000	126	60Bet Oph	2.7700	4250.0	76	48737	No
187	GOM_NL__2PRFIN20110625_234118_000000393104_00016_48737_8473.N1	25-JUN-2011 23:41:18	Bright	39.000	59	55Alp Oph	2.0800	8900.0	78	48737	No
188	GOM_NL__2PRFIN20110625_235033_000000423104_00016_48737_8474.N1	25-JUN-2011 23:50:33	Bright	42.000	5	3Alp Lyr	0.033000	11000.	84	48737	No
189	GOM_NL__2PRFIN20110625_235249_000000383104_00016_48737_8475.N1	25-JUN-2011 23:52:49	Bright	38.000	130	23Bet Dra	2.7990	5800.0	76	48737	No

3. Quality information per product

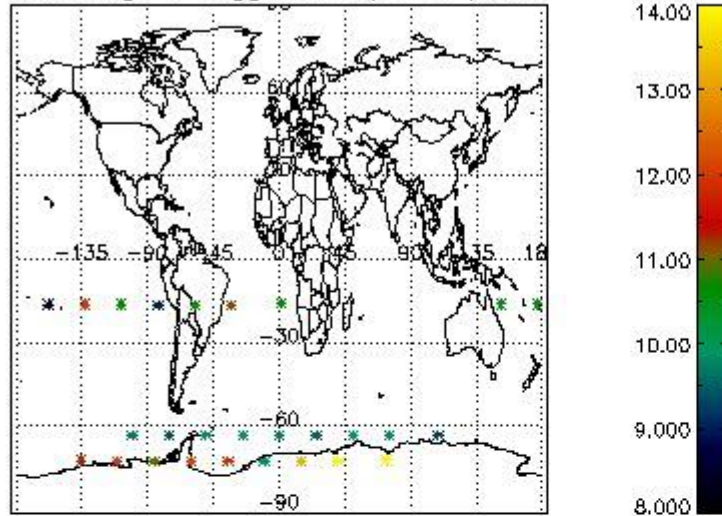
In this section it is plotted some information contained in the Quality Summary data set of the level 2 products. Only products in dark limb conditions and without errors (error flag in the MPH set to "0") are used.

3.1 Plot quality information per product (time dependant)

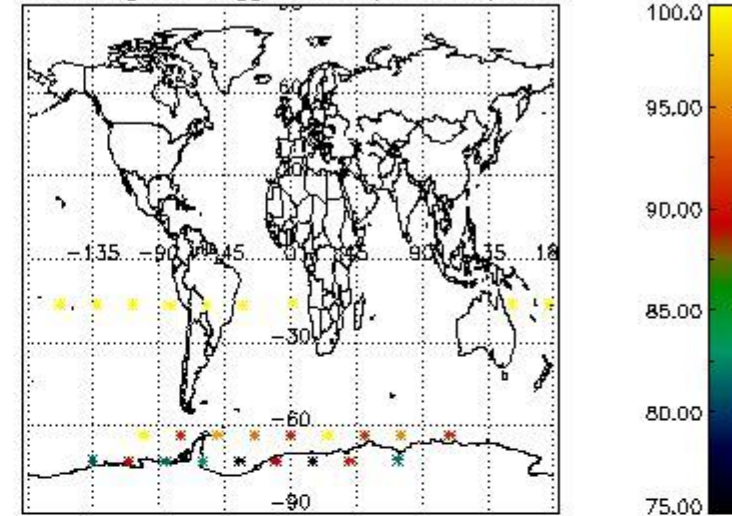


3.2 Plot quality information per product (world map)

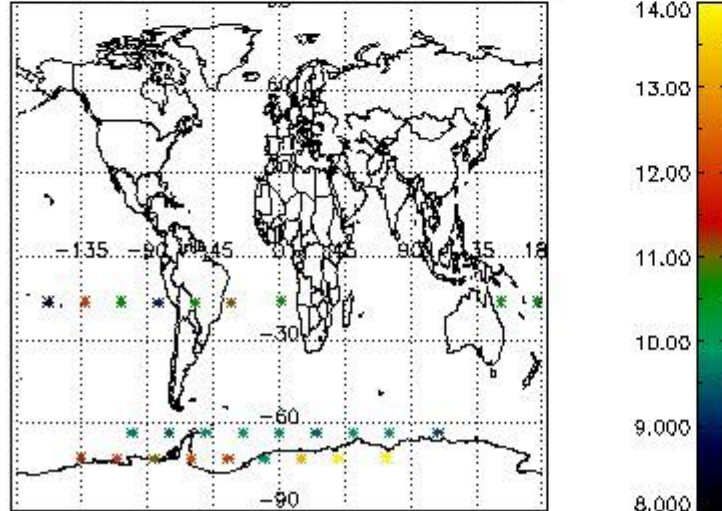
Percentage of flagged data per O3 profile



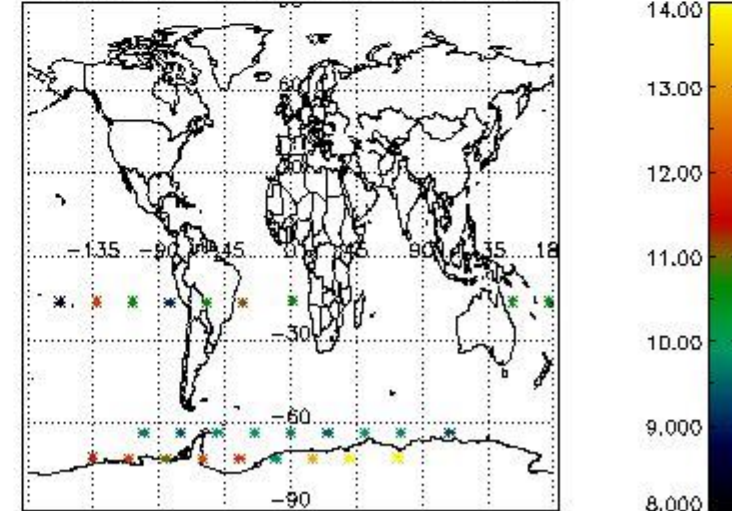
Percentage of flagged data per H2O profile



Percentage of flagged data per NO2 profile



Percentage of flagged data per NO3 profile

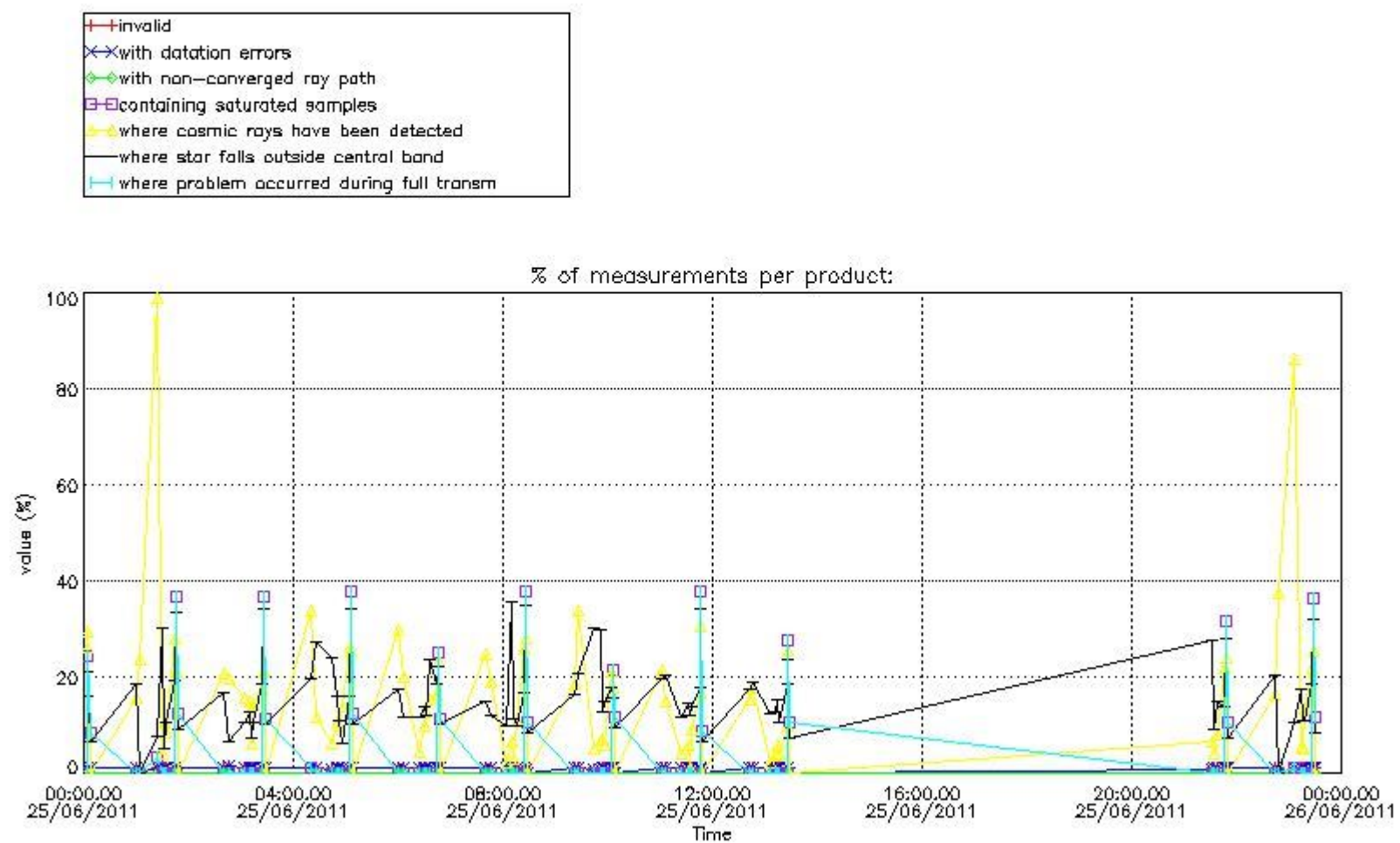


4. Level 1 quality information per product

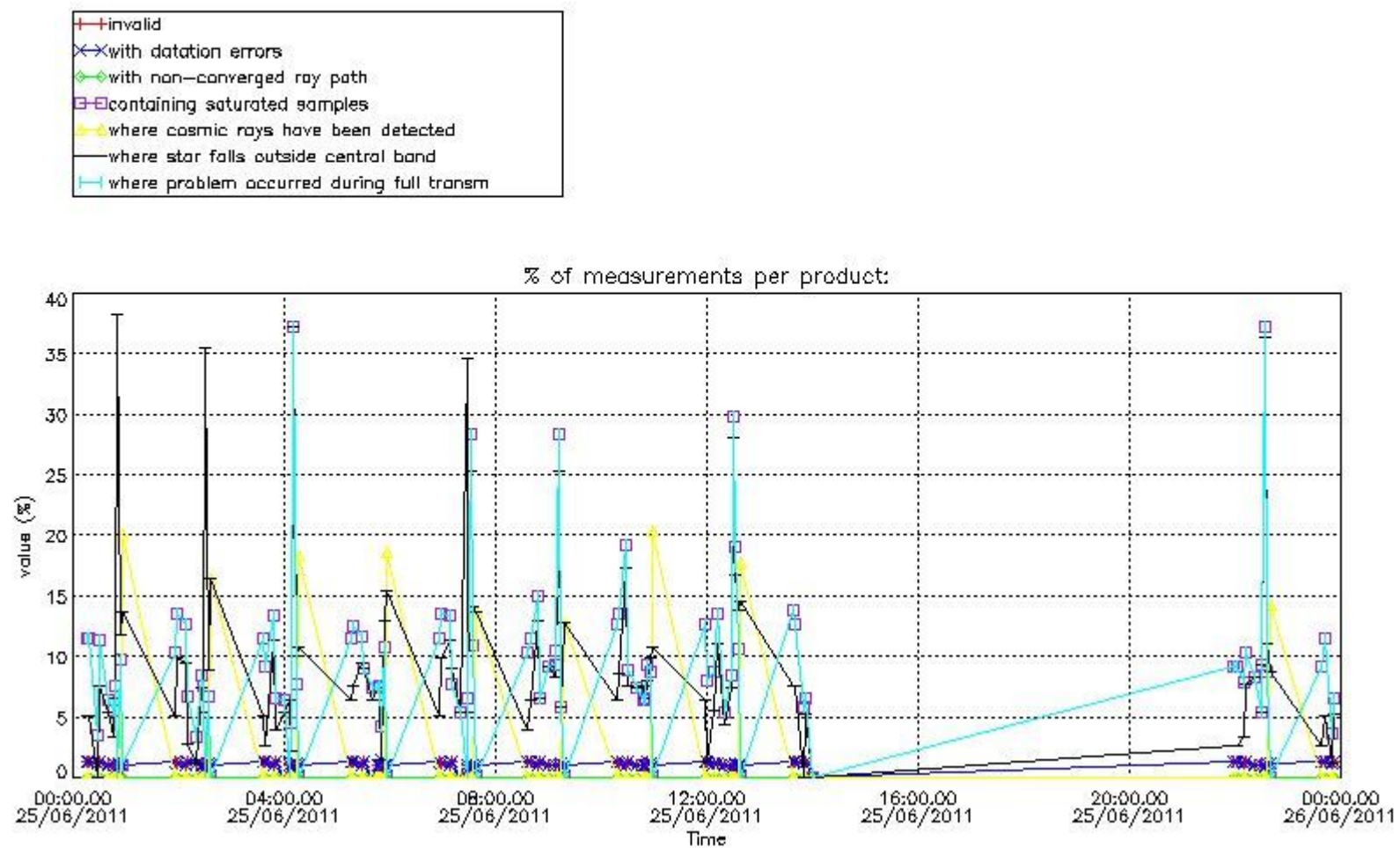
In this section it is plotted some information contained in the Quality Summary data set of the level 2 products that comes from the level 1b processing. Products without errors (error flag in the MPH set to "0") are used.

4.1 Plot quality information per product (time dependant) coming from level 1b processing

4.1.1 Plot level 1 quality information per product (time dependant): ENVISAT ASCENDING passes

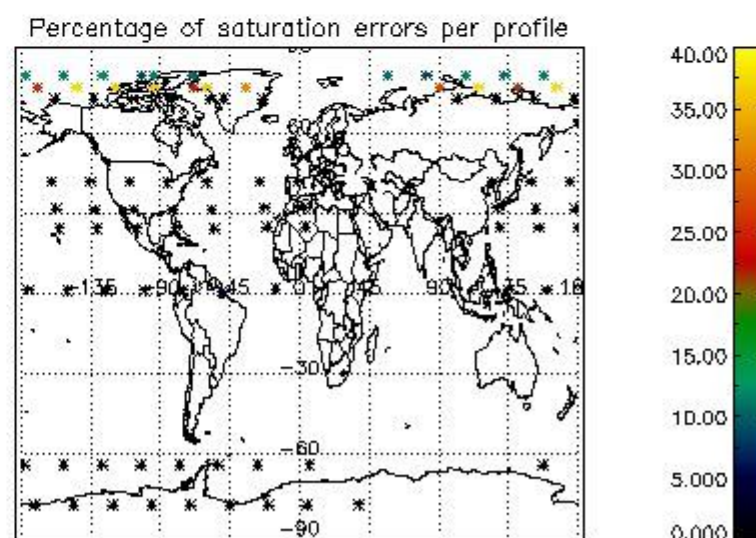
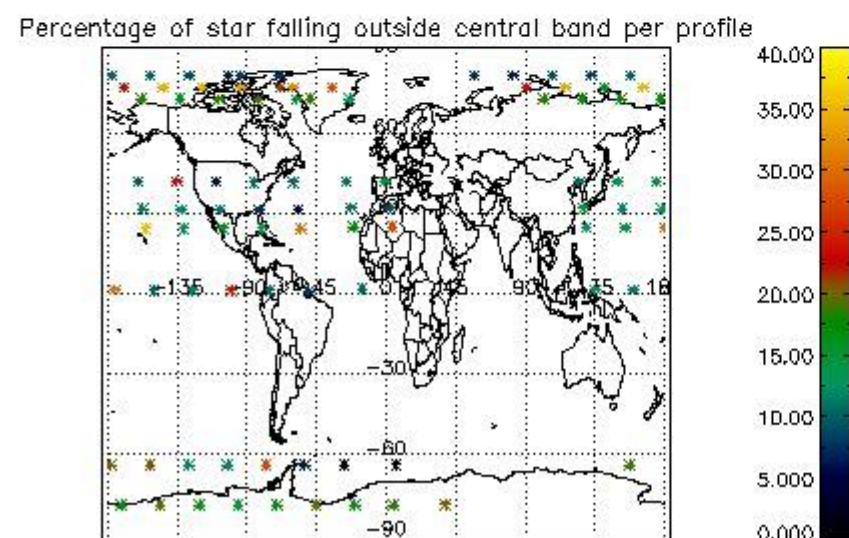
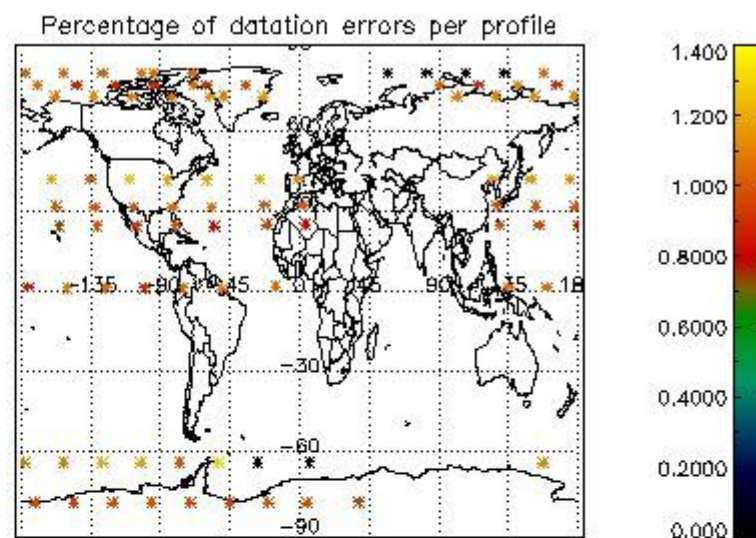
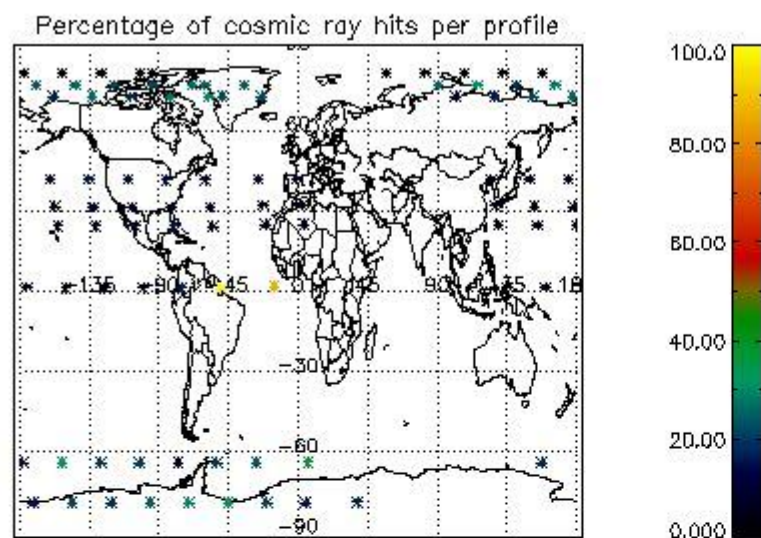


4.1.2 Plot level 1 quality information per product (time dependant): ENVISAT DESCENDING passes

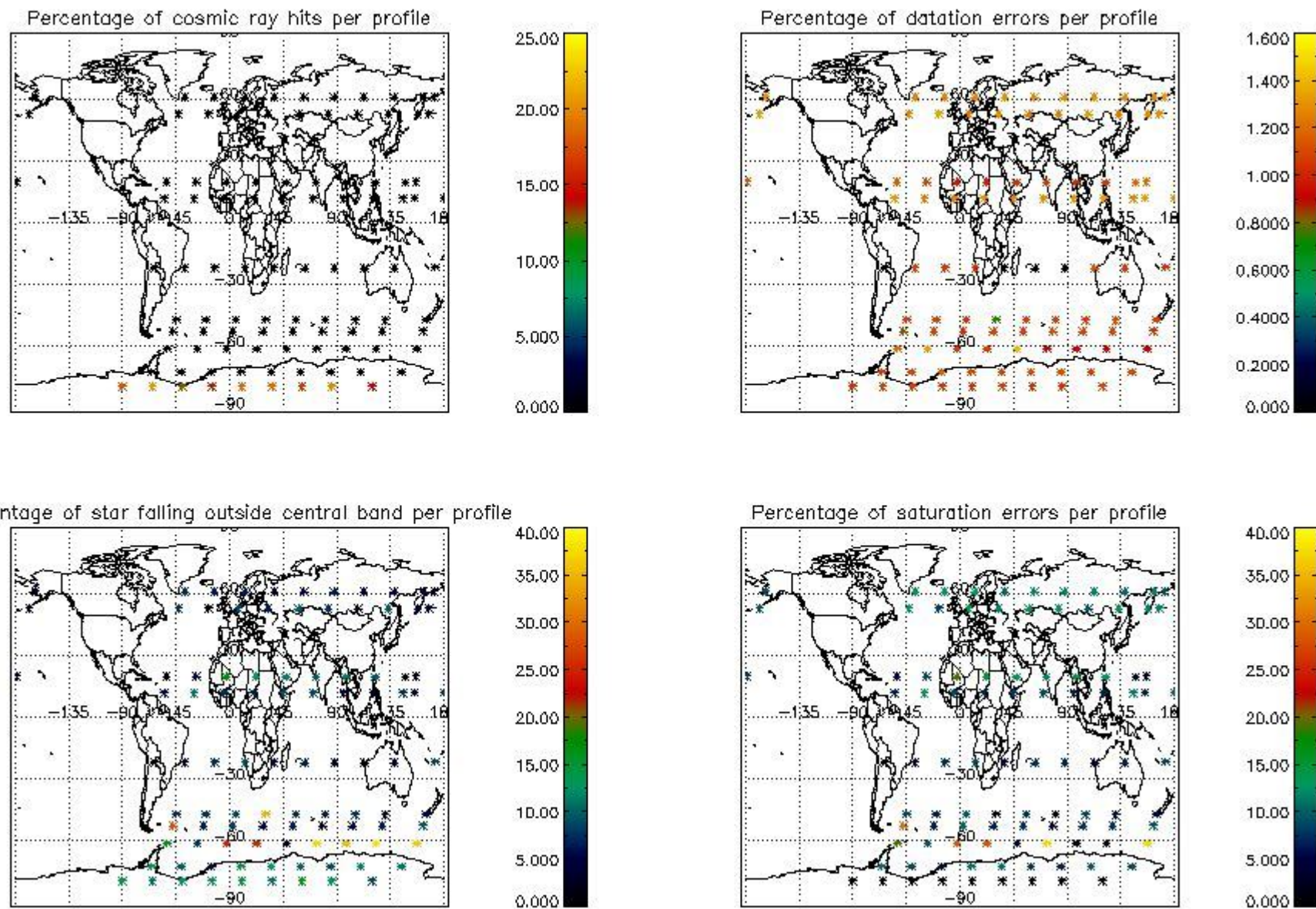


4.2 Plot quality information per product coming from level 1b processing (world map)

4.2.1 Plot level 1 quality information per product (world map): ENVISAT ASCENDING passes



4.2.2 Plot level 1 quality information per product (world map): ENVISAT DESCENDING passes



5. Trace gas profiles

5.1 Ozone statistics based on quality of products

The final quality of the products can be "measured" using the STD (Standard Deviation) attached to every point profile. This information is written to the parameter GOM_NL__2P/NL_LOCAL_SPECIES_DENSITY/o3_std of the level 2 products. The table below shows the statistics for given STD ranges.

The statistics are given with respect to the overall valid production:

- Products without fatal errors: GOM_NL__2P/MPH/PRODUCT_ERR=0
- Valid point profile: GOM_NL__2P/NL_LOCAL_SPECIES_DENSITY/pcd(0)=0

The 'Criteria' is applied to valid points of dark limb products:

- Products in dark limb illumination condition: GOM_NL__2P/NL_SUMMARY_QUALITY/obs_ill_cond=0
- Products without fatal errors: GOM_NL__2P/MPH/PRODUCT_ERR=0
- Valid point profile: GOM_NL__2P/NL_LOCAL_SPECIES_DENSITY/pcd(0)=0

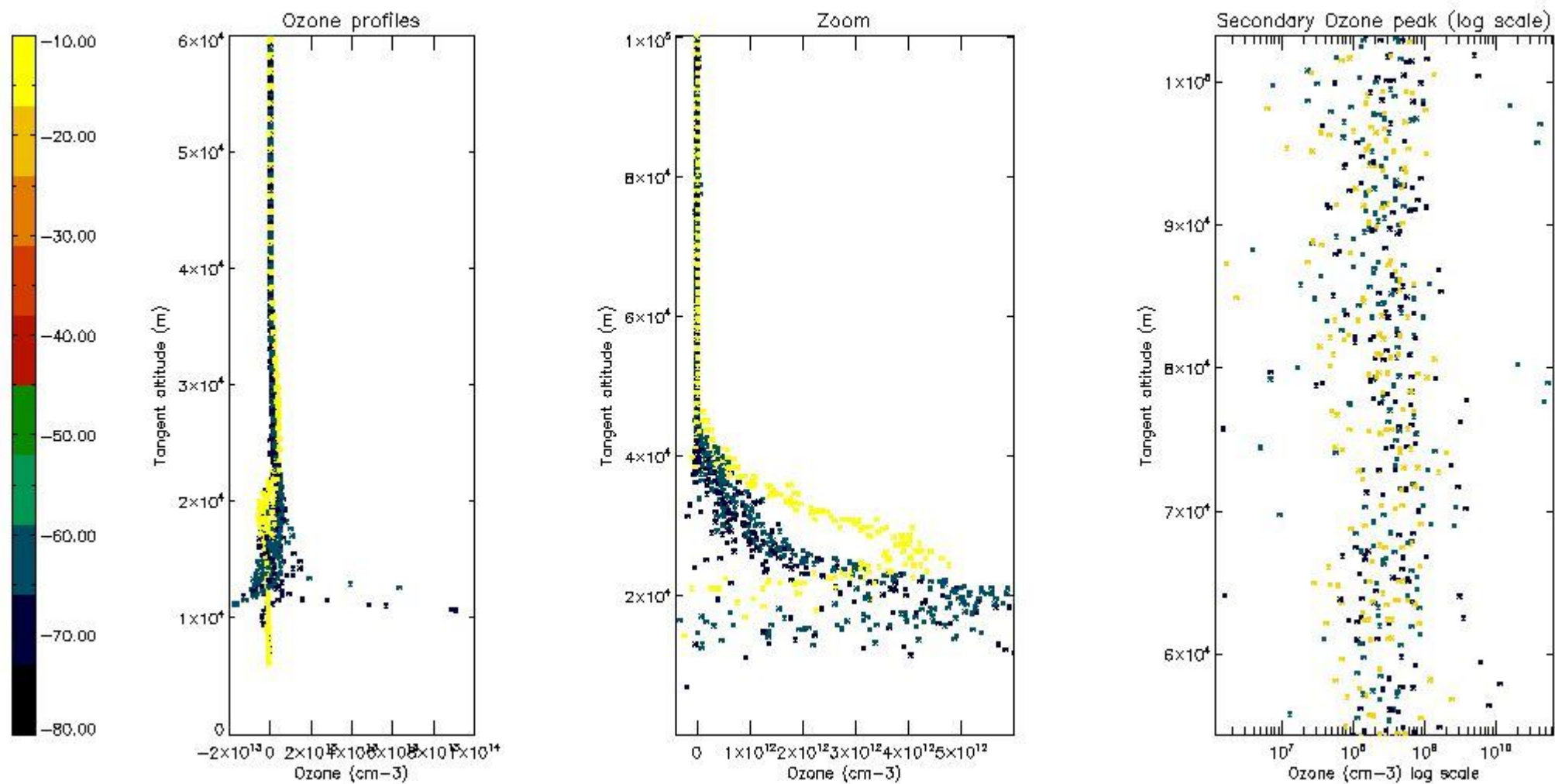
So, the table below shows the percentage of dark limb and valid observations for each criteria with respect to the overall valid daily observations.

Criteria	% of total production
All STD	15
STD < 20	4

STD < 10	2
STD < 5	0

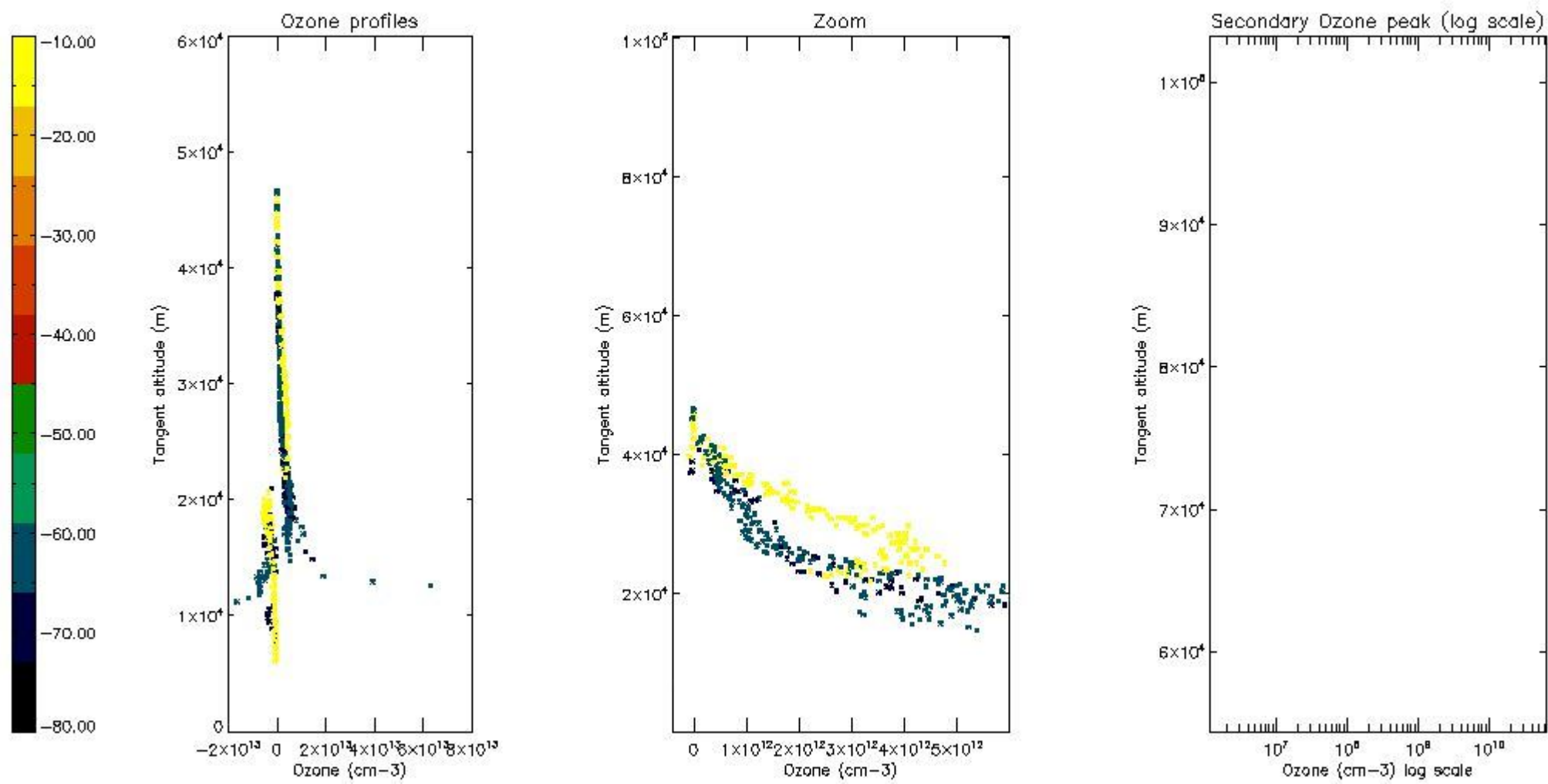
5.2 Plot ozone profiles for all STD (dark without errors)

The colorbar represents the latitude.



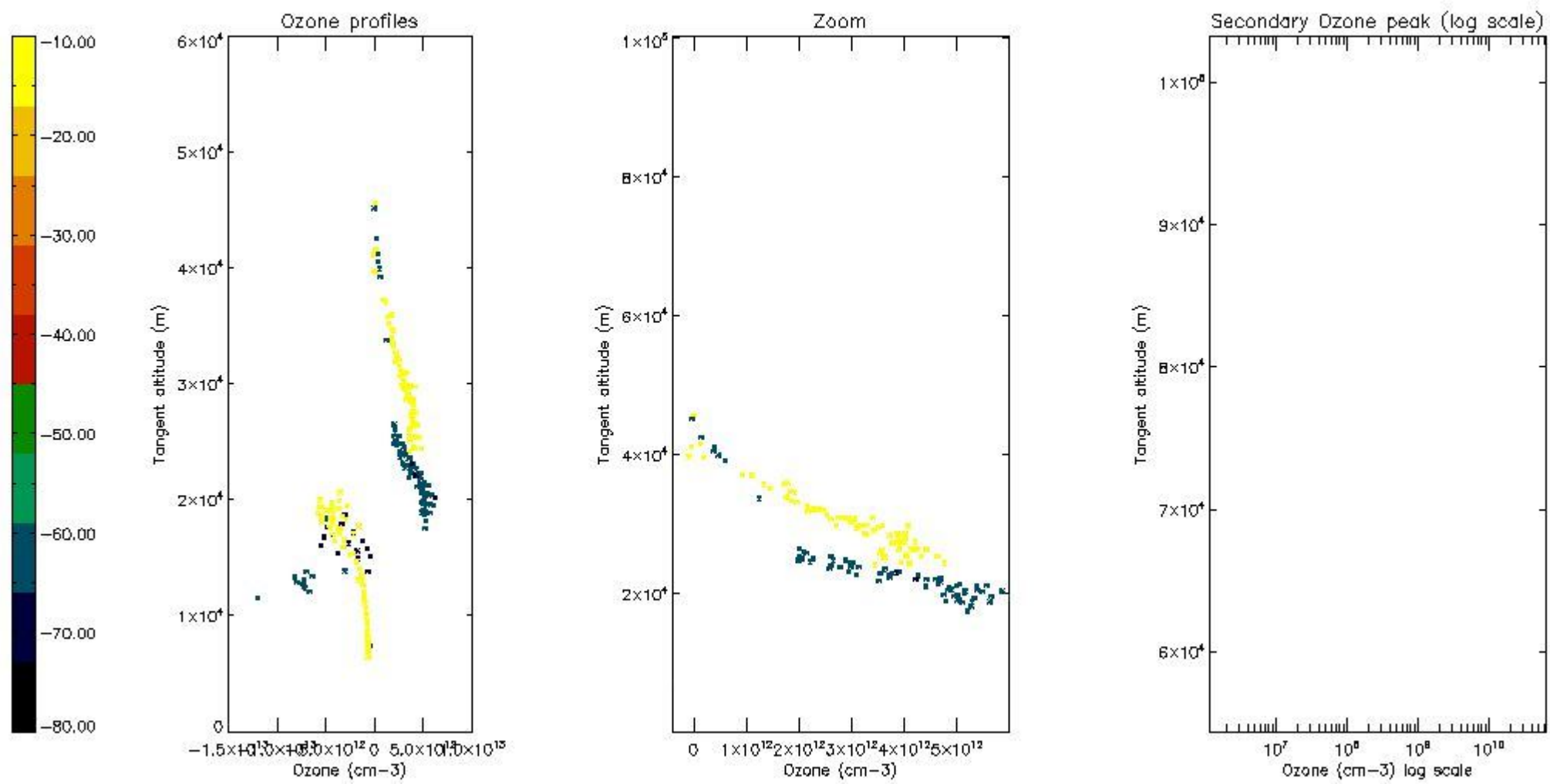
5.3 Plot ozone profiles where STD < 20% (dark without errors)

The colorbar represents the latitude.



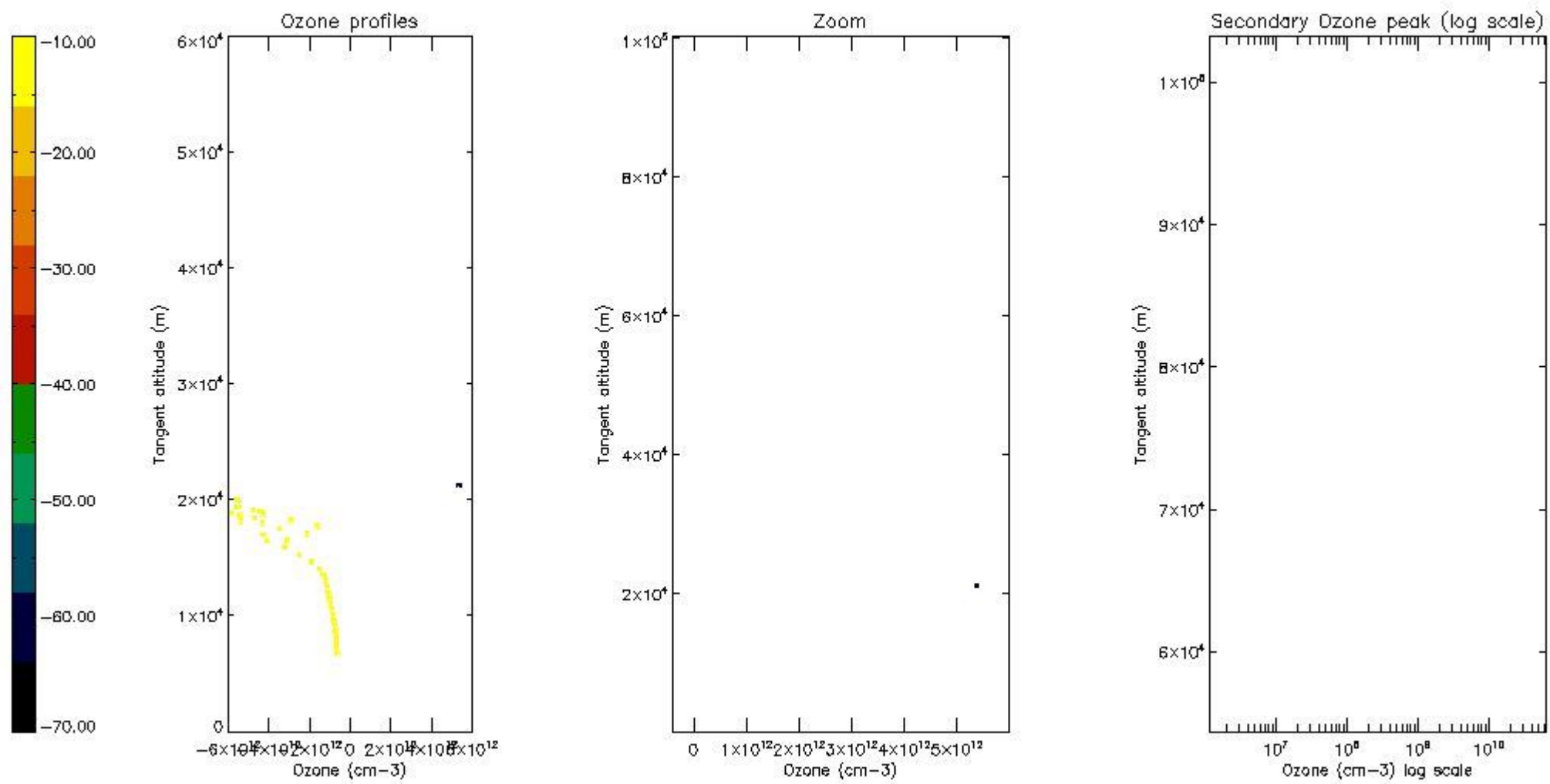
5.4 Plot ozone profiles where $STD < 10\%$ (dark without errors)

The colorbar represents the latitude.



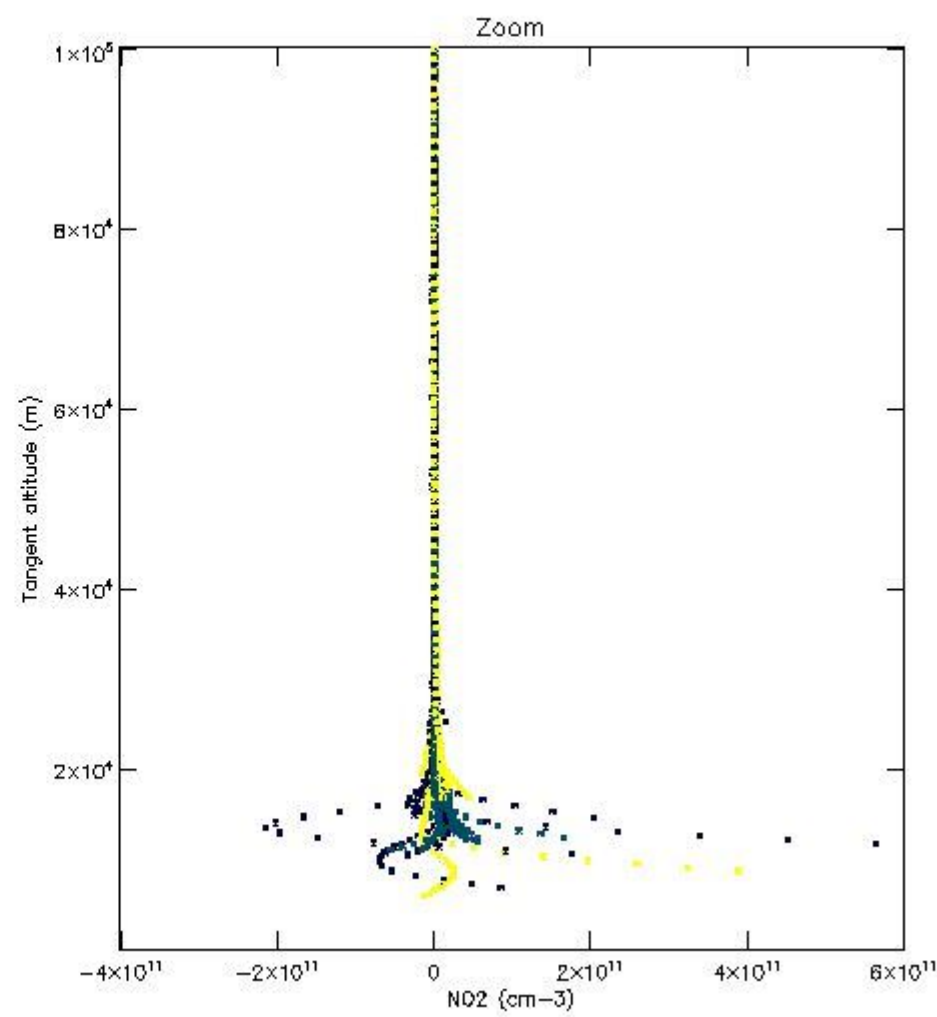
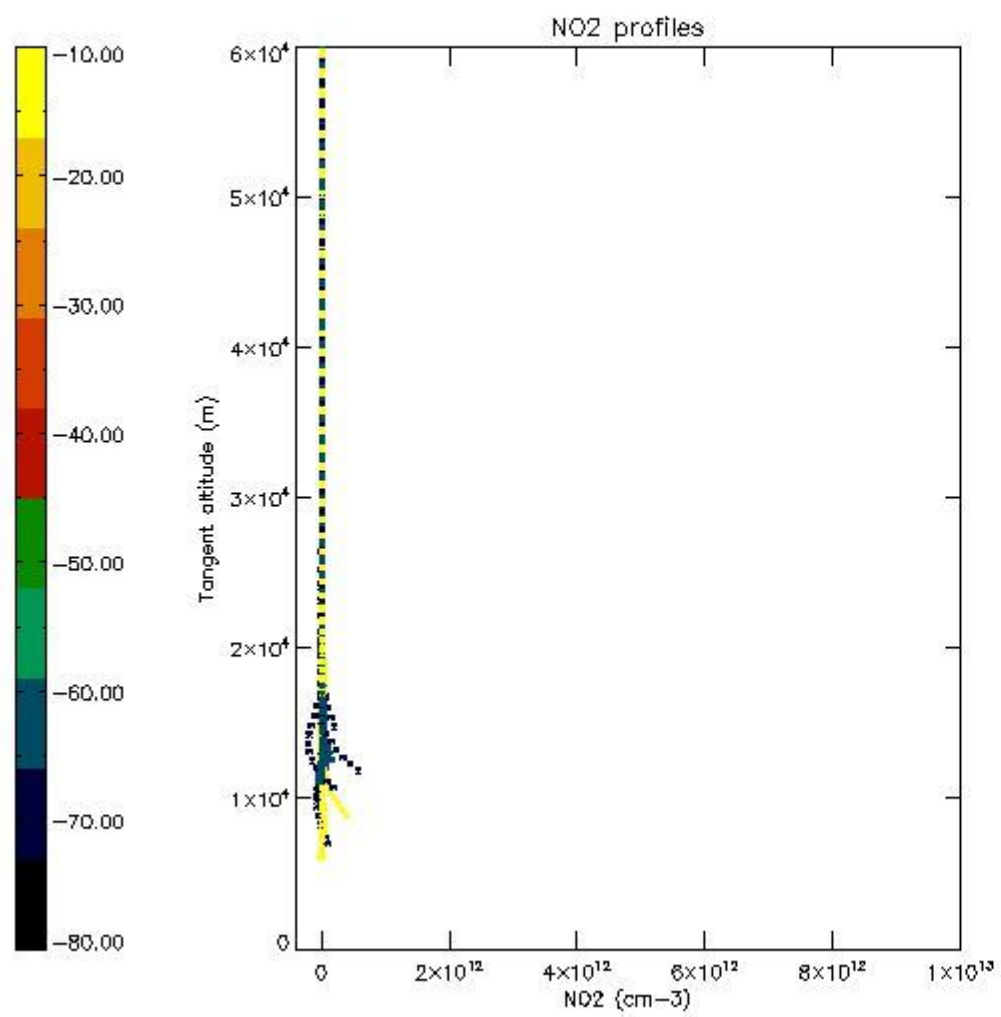
5.5 Plot ozone profiles where STD < 5% (dark without errors)

The colorbar represents the latitude.



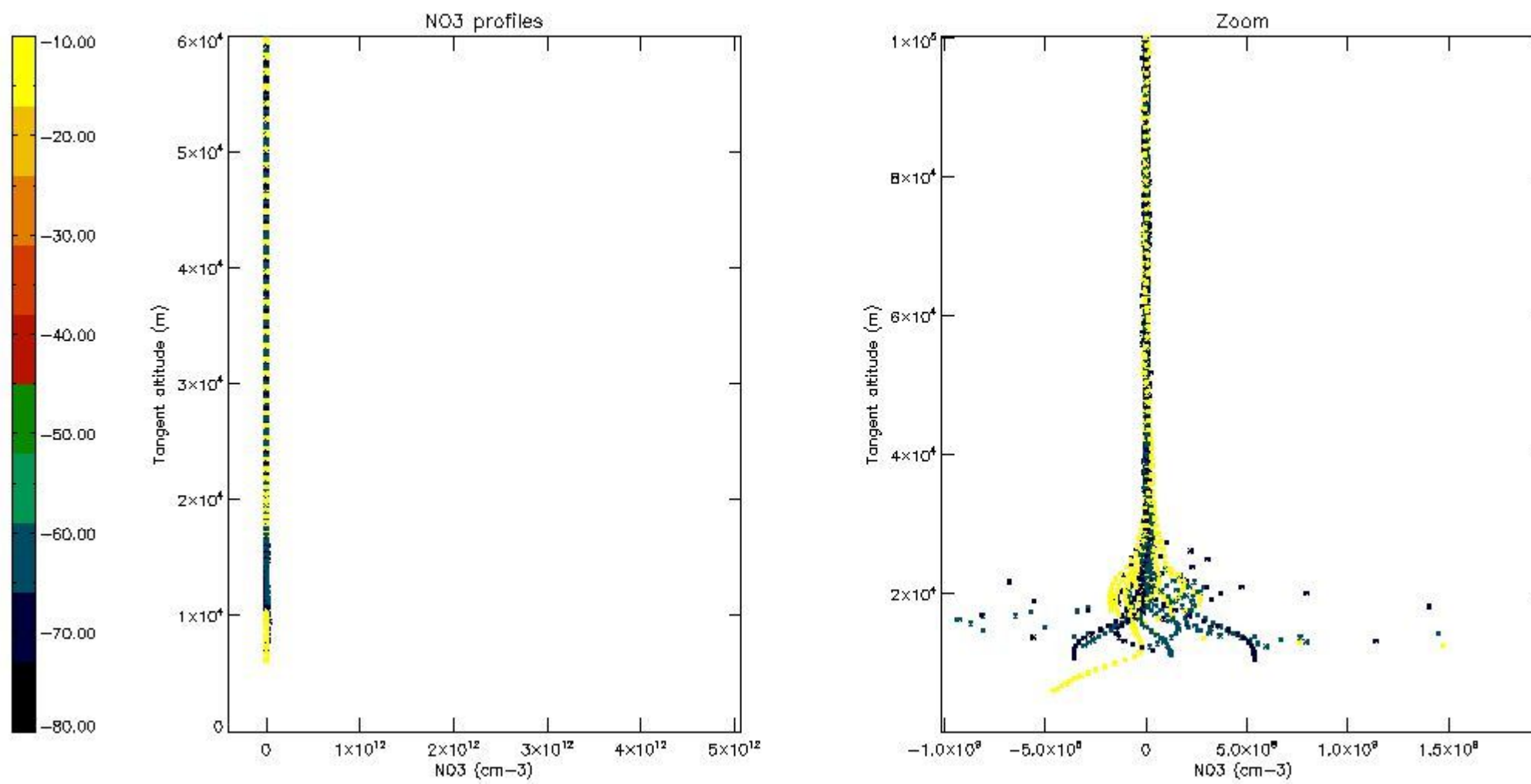
5.6 Plot NO₂ profiles for all STD (dark without errors)

The colorbar represents the latitude.



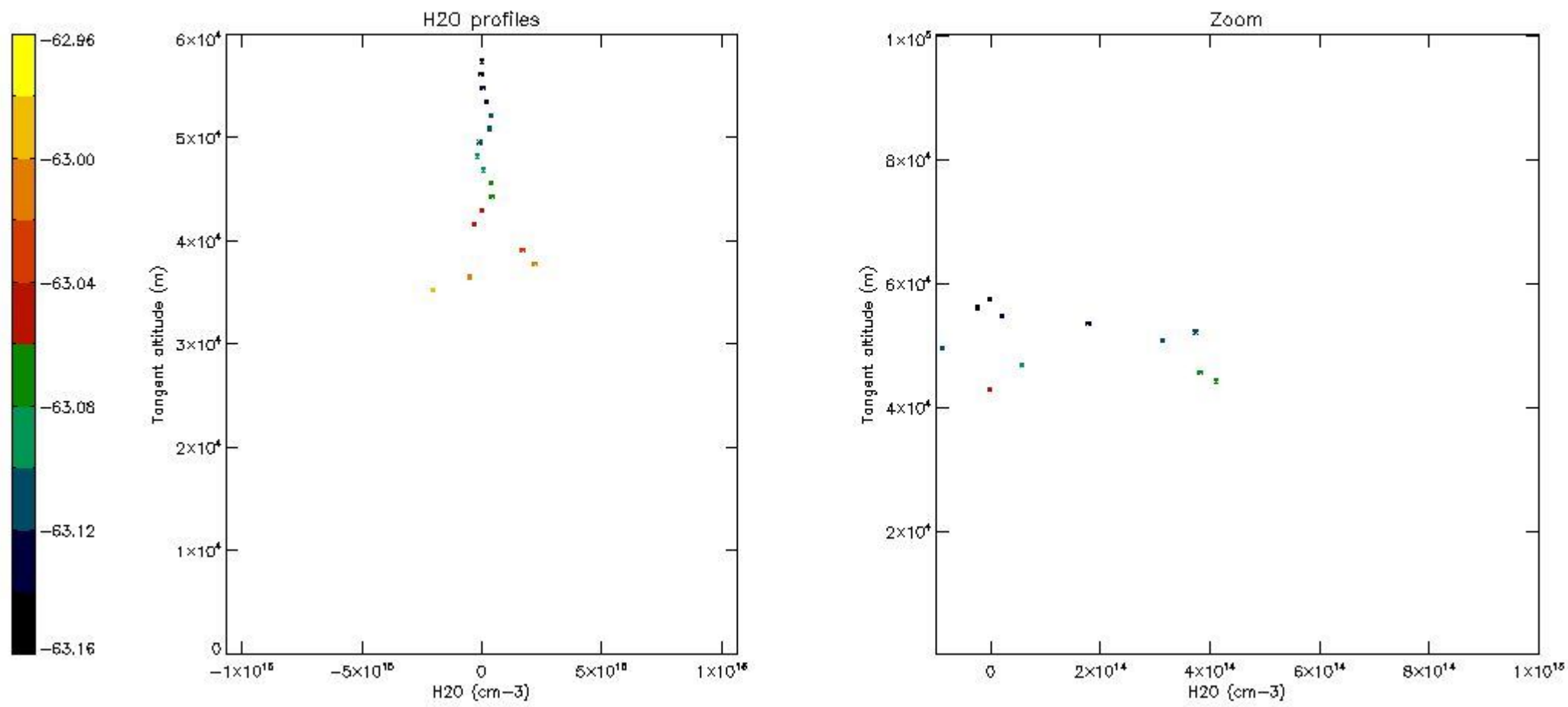
5.7 Plot NO3 profiles for all STD (dark without errors)

The colorbar represents the latitude.



5.8 Plot H₂O profiles for all STD (only for occultations of stars 1,2,3,4,13,14,16,26,63 dark without errors)

The colorbar represents the latitude.



6. Auxiliary Data Files used for the production reported in section 2

The number reported in the third column indicates since which file (see list in section 2) the corresponding auxiliary file has been used. The fourth column is the date of those product files.

Type	Auxiliary Filename	Used since product	Used since product date
INST_PHYS_CHARACTERISTICS	GOM_INS_AXVIEC20091111_143220_20030716_120000_20500101_000000	1	25-JUN-2011 00:03:32
LEVEL-2_PROC_CONFIG	GOM_PR2_AXVIEC20091111_152718_20020301_000000_20500101_000000	1	25-JUN-2011 00:03:32
CROSS_SECTIONS_FILE	GOM_CRS_AXVIEC20091111_154832_20020301_000000_20500101_000000	1	25-JUN-2011 00:03:32

GOMOS Level 2 Daily Report

SUMMARY

[1. General Info](#)

[2. Summary of processed GOM_NL_2P products](#)

[3. Level 2 Quality information per product](#)

[3.1 Plot of level 2 quality information per product \(time dependant\)](#)

[3.2 Plot of level 2 quality information per product \(world map\)](#)

[4. Level 1 Quality information per product \(stored on level 2 products\)](#)

[4.1 Plot of level 1 quality information per product \(time dependant\)](#)

[4.1.1 Plot of level 1 quality information per product \(time dependant\): ASCENDING](#)

[4.1.2 Plot of level 1 quality information per product \(time dependant\): DESCENDING](#)

[4.2 Plot of level 1 quality information per product \(world map\)](#)

[4.2.1 Plot of level 1 quality information per product \(world map\): ASCENDING](#)

[4.2.2 Plot of level 1 quality information per product \(world map\): DESCENDING](#)

[5. Ozone profiles based on quality statistics and other trace gas profiles](#)

[5.1 Ozone statistics based on quality of products](#)

[5.2 Plot ozone profiles for all STD \(dark without errors\)](#)

[5.3 Plot ozone profiles where STD < 20% \(dark without errors\)](#)

[5.4. Plot ozone profiles where STD < 10% \(dark without errors\)](#)

[5.5. Plot ozone profiles where STD < 5% \(dark without errors\)](#)

[5.6 Plot NO2 profiles for all STD \(dark without errors\)](#)

[5.7 Plot NO3 profiles for all STD \(dark without errors\)](#)

[5.8 Plot H2O profiles \(only for occultations of stars 1,2,3,4,13,14,16,26,63 dark without errors\) for all STD](#)

[6. Auxiliary Data Files used for the production reported in section 2](#)

This report presents the daily analysis on parameters extracted from GOMOS level 2 data (GOM_NL__2P). It is intended to monitor some important parameters that will impact the quality of these products. A list of level 2 products (and content) that have arrived during the reporting day to the PCF is also given.

Item	Value
Time of report generation	24APR2013 15:07:23
Data source version	GOMOS/6.01
Start time of products	25-06-2011 (25JUN2011 00:00:00)
Stop time of products	26-06-2011 (26JUN2011 00:00:00)
Store outputs in DB	Yes
Nb of level 2 prods	189
Nb of prods with errors	0

2. Summary of processed GOM_NL__2P products.

Nr	Filename	UTC Start time	Limb	Duration	Star Id	Star Name	Star Mag	Star Temp	Nb Meas	Orbit	Prod. error
1	GOM_NL__2PRFIN20110625_000332_000000443104_00002_48723_8115.N1	25-JUN-2011 00:03:32	Twilight	44.000	38	20Eps Sgr	1.8360	11000.	88	48723	No
2	GOM_NL__2PRFIN20110625_000456_000000483104_00002_48723_8116.N1	25-JUN-2011 00:04:56	Bright	47.500	116	19Del Sgr	2.7000	4100.0	95	48723	No
3	GOM_NL__2PRFIN20110625_000703_000000473104_00002_48723_8117.N1	25-JUN-2011 00:07:03	Bright	47.000	155	41Pi Sgr	2.9000	6600.0	94	48723	No
4	GOM_NL__2PRFIN20110625_001542_000000393104_00002_48723_8118.N1	25-JUN-2011 00:15:42	Bright	39.000	126	60Bet Oph	2.7700	4250.0	78	48723	No
5	GOM_NL__2PRFIN20110625_001804_000000393104_00002_48723_8119.N1	25-JUN-2011 00:18:04	Bright	39.000	59	55Alp Oph	2.0800	8900.0	78	48723	No
6	GOM_NL__2PRFIN20110625_002726_000000433104_00002_48723_8120.N1	25-JUN-2011 00:27:26	Bright	42.500	5	3Alp Lyr	0.033000	11000.	85	48723	No
7	GOM_NL__2PRFIN20110625_002936_000000403104_00002_48723_8121.N1	25-JUN-2011 00:29:36	Bright	39.500	130	23Bet Dra	2.7990	5800.0	79	48723	No
8	GOM_NL__2PRFIN20110625_003904_000000473104_00002_48723_8122.N1	25-JUN-2011 00:39:04	Bright	47.000	89	5Alp Cep	2.4510	8000.0	94	48723	No
9	GOM_NL__2PRFIN20110625_004609_000000463104_00002_48723_8123.N1	25-JUN-2011 00:46:09	Bright	45.500	74	11Bet Cas	2.2680	6600.0	91	48723	No
10	GOM_NL__2PRFIN20110625_004744_000000463104_00002_48723_8124.N1	25-JUN-2011 00:47:44	Bright	46.000	68	18Alp Cas	2.2250	4500.0	92	48723	No
11	GOM_NL__2PRFIN20110625_005013_000000553104_00002_48723_8125.N1	25-JUN-2011 00:50:13	Bright	55.000	160	23Gam Per	2.9300	4700.0	110	48723	No
12	GOM_NL__2PRFIN20110625_005336_000000473104_00002_48723_8126.N1	25-JUN-2011 00:53:36	Bright	46.500	73	57Gam1And	2.2600	13100.	93	48723	No
13	GOM_NL__2PRFIN20110625_005605_000000483104_00002_48723_8127.N1	25-JUN-2011 00:56:05	Twilight	47.500	173	4Bet Tri	3.0040	8900.0	95	48723	No
14	GOM_NL__2PRFIN20110625_010002_000000523104_00002_48723_8128.N1	25-JUN-2011 01:00:02	Dark	51.500	50	13Alp Ari	2.0070	4250.0	103	48723	No
15	GOM_NL__2PRFIN20110625_010454_000000363104_00002_48723_8129.N1	25-JUN-2011 01:04:54	Dark	36.000	94	92Alp Cet	2.5260	3100.0	72	48723	No
16	GOM_NL__2PRFIN20110625_012321_000000463104_00003_48724_8146.N1	25-JUN-2011 01:23:21	Dark	45.500	84	Alp Phe	2.3970	4500.0	91	48724	No
17	GOM_NL__2PRFIN20110625_012949_000000633104_00003_48724_8147.N1	25-JUN-2011 01:29:49	Straylight	63.000	63	Bet Gru	2.1500	2800.0	126	48724	No
18	GOM_NL__2PRFIN20110625_013149_000000483104_00003_48724_8148.N1	25-JUN-2011 01:31:49	Straylight	47.500	31	Alp Gru	1.7340	15200.	95	48724	No
19	GOM_NL__2PRFIN20110625_013442_000000433104_00003_48724_8149.N1	25-JUN-2011 01:34:42	Straylight	42.500	45	Alp Pav	1.9400	26000.	85	48724	No
20	GOM_NL__2PRFIN20110625_014346_000000473104_00003_48724_8150.N1	25-JUN-2011 01:43:46	Twilight	46.500	38	20Eps Sgr	1.8360	11000.	93	48724	No
21	GOM_NL__2PRFIN20110625_014510_000000573104_00003_48724_8151.N1	25-JUN-2011 01:45:10	Bright	57.000	116	19Del Sgr	2.7000	4100.0	114	48724	No
22	GOM_NL__2PRFIN20110625_014717_000000493104_00003_48724_8152.N1	25-JUN-2011 01:47:17	Bright	49.000	155	41Pi Sgr	2.9000	6600.0	98	48724	No
23	GOM_NL__2PRFIN20110625_015556_000000393104_00003_48724_8153.N1	25-JUN-2011 01:55:56	Bright	39.000	126	60Bet Oph	2.7700	4250.0	78	48724	No
24	GOM_NL__2PRFIN20110625_015818_000000413104_00003_48724_8154.N1	25-JUN-2011 01:58:18	Bright	40.500	59	55Alp Oph	2.0800	8900.0	81	48724	No
25	GOM_NL__2PRFIN20110625_020739_000000483104_00003_48724_8155.N1	25-JUN-2011 02:07:39	Bright	47.500	5	3Alp Lyr	0.033000	11000.	95	48724	No
26	GOM_NL__2PRFIN20110625_020950_000000373104_00003_48724_8156.N1	25-JUN-2011 02:09:50	Bright	37.000	130	23Bet Dra	2.7990	5800.0	74	48724	No
27	GOM_NL__2PRFIN20110625_021917_000000453104_00003_48724_8157.N1	25-JUN-2011 02:19:17	Bright	44.500	89	5Alp Cep	2.4510	8000.0	89	48724	No
28	GOM_NL__2PRFIN20110625_022623_000000483104_00003_48724_8158.N1	25-JUN-2011 02:26:23	Bright	47.500	74	11Bet Cas	2.2680	6600.0	95	48724	No
29	GOM_NL__2PRFIN20110625_022758_000000463104_00003_48724_8159.N1	25-JUN-2011 02:27:58	Bright	46.000	68	18Alp Cas	2.2250	4500.0	92	48724	No
30	GOM_NL__2PRFIN20110625_023027_000000553104_00003_48724_8160.N1	25-JUN-2011 02:30:27	Bright	55.000	160	23Gam Per	2.9300	4700.0	110	48724	No
31	GOM_NL__2PRFIN20110625_023351_000000453104_00003_48724_8161.N1	25-JUN-2011 02:33:51	Bright	45.000	73	57Gam1And	2.2600	13100.	90	48724	No
32	GOM_NL__2PRFIN20110625_023619_000000493104_00003_48724_8162.N1	25-JUN-2011 02:36:19	Twilight	48.500	173	4Bet Tri	3.0040	8900.0	97	48724	No
33	GOM_NL__2PRFIN20110625_024016_000000513104_00003_48724_8163.N1	25-JUN-2011 02:40:16	Dark	51.000	50	13Alp Ari	2.0070	4250.0	102	48724	No
34	GOM_NL__2PRFIN20110625_024508_000000393104_00003_48724_8164.N1	25-JUN-2011 02:45:08	Dark	38.500	94	92Alp Cet	2.5260	3100.0	77	48724	No
35	GOM_NL__2PRFIN20110625_030336_000000483104_00004_48725_8157.N1	25-JUN-2011 03:03:36	Dark	47.500	84	Alp Phe	2.3970	4500.0	95	48725	No
36	GOM_NL__2PRFIN20110625_031004_000000513104_00004_48725_8158.N1	25-JUN-2011 03:10:04	Straylight	50.500	63	Bet Gru	2.1500	2800.0	101	48725	No
37	GOM_NL__2PRFIN20110625_031204_000000483104_00004_48725_8159.N1	25-JUN-2011 03:12:04	Straylight	47.500	31	Alp Gru	1.7340	15200.	95	48725	No
38	GOM_NL__2PRFIN20110625_031457_000000423104_00004_48725_8160.N1	25-JUN-2011 03:14:57	Straylight	42.000	45	Alp Pav	1.9400	26000.	84	48725	No
39	GOM_NL__2PRFIN20110625_032400_000000463104_00004_48725_8161.N1	25-JUN-2011 03:24:00	Twilight	46.000	38	20Eps Sgr	1.8360	11000.	92	48725	No
40	GOM_NL__2PRFIN20110625_032524_000000573104_00004_48725_8162.N1	25-JUN-2011 03:25:24	Bright	57.000	116	19Del Sgr	2.7000	4100.0	114	48725	No
41	GOM_NL__2PRFIN20110625_032732_000000493104_00004_48725_8163.N1	25-JUN-2011 03:27:32	Bright	48.500	155	41Pi Sgr	2.9000	6600.0	97	48725	No
42	GOM_NL__2PRFIN20110625_033610_000000393104_00004_48725_8164.N1	25-JUN-2011 03:36:10	Bright	39.000	126	60Bet Oph	2.7700	4250.0	78	48725	No

43	GOM_NL__2PRFIN20110625_033832_000000383104_00004_48725_8165.N1	25-JUN-2011 03:38:32	Bright	38.000	59	55Alp Oph	2.0800	8900.0	76	48725	No
44	GOM_NL__2PRFIN20110625_034752_000000493104_00004_48725_8166.N1	25-JUN-2011 03:47:52	Bright	48.500	5	3Alp Lyr	0.033000	11000.	97	48725	No
45	GOM_NL__2PRFIN20110625_035004_000000383104_00004_48725_8167.N1	25-JUN-2011 03:50:04	Bright	38.000	130	23Bet Dra	2.7990	5800.0	76	48725	No
46	GOM_NL__2PRFIN20110625_035931_000000473104_00004_48725_8168.N1	25-JUN-2011 03:59:31	Bright	46.500	89	5Alp Cep	2.4510	8000.0	93	48725	No
47	GOM_NL__2PRFIN20110625_040636_000000473104_00004_48725_8169.N1	25-JUN-2011 04:06:36	Bright	47.000	74	11Bet Cas	2.2680	6600.0	94	48725	No
48	GOM_NL__2PRFIN20110625_040812_000000453104_00004_48725_8170.N1	25-JUN-2011 04:08:12	Bright	45.000	68	18Alp Cas	2.2250	4500.0	90	48725	No
49	GOM_NL__2PRFIN20110625_041041_000000553104_00004_48725_8171.N1	25-JUN-2011 04:10:41	Bright	55.000	160	23Gam Per	2.9300	4700.0	110	48725	No
50	GOM_NL__2PRFIN20110625_041405_000000453104_00004_48725_8172.N1	25-JUN-2011 04:14:05	Bright	45.000	73	57Gam1And	2.2600	13100.	90	48725	No
51	GOM_NL__2PRFIN20110625_041633_000000473104_00004_48725_8173.N1	25-JUN-2011 04:16:33	Tw_i_and_stray	46.500	173	4Bet Tri	3.0040	8900.0	93	48725	No
52	GOM_NL__2PRFIN20110625_042030_000000533104_00004_48725_8174.N1	25-JUN-2011 04:20:30	Dark	53.000	50	13Alp Ari	2.0070	4250.0	106	48725	No
53	GOM_NL__2PRFIN20110625_042523_000000513104_00004_48725_8175.N1	25-JUN-2011 04:25:23	Dark	51.000	94	92Alp Cet	2.5260	3100.0	102	48725	No
54	GOM_NL__2PRFIN20110625_044351_000000563104_00005_48726_8167.N1	25-JUN-2011 04:43:51	Dark	56.000	84	Alp Phe	2.3970	4500.0	112	48726	No
55	GOM_NL__2PRFIN20110625_045019_000000533104_00005_48726_8168.N1	25-JUN-2011 04:50:19	Straylight	53.000	63	Bet Gru	2.1500	2800.0	106	48726	No
56	GOM_NL__2PRFIN20110625_045219_000000513104_00005_48726_8169.N1	25-JUN-2011 04:52:19	Straylight	50.500	31	Alp Gru	1.7340	15200.	101	48726	No
57	GOM_NL__2PRFIN20110625_045512_000000403104_00005_48726_8170.N1	25-JUN-2011 04:55:12	Straylight	40.000	45	Alp Pav	1.9400	26000.	80	48726	No
58	GOM_NL__2PRFIN20110625_050415_000000443104_00005_48726_8171.N1	25-JUN-2011 05:04:15	Tw_i_and_stray	44.000	38	20Eps Sgr	1.8360	11000.	88	48726	No
59	GOM_NL__2PRFIN20110625_050539_000000573104_00005_48726_8172.N1	25-JUN-2011 05:05:39	Bright	57.000	116	19Del Sgr	2.7000	4100.0	114	48726	No
60	GOM_NL__2PRFIN20110625_050746_000000493104_00005_48726_8173.N1	25-JUN-2011 05:07:46	Bright	49.000	155	41Pi Sgr	2.9000	6600.0	98	48726	No
61	GOM_NL__2PRFIN20110625_051624_000000393104_00005_48726_8174.N1	25-JUN-2011 05:16:24	Bright	39.000	126	60Bet Oph	2.7700	4250.0	78	48726	No
62	GOM_NL__2PRFIN20110625_051846_000000403104_00005_48726_8175.N1	25-JUN-2011 05:18:46	Bright	40.000	59	55Alp Oph	2.0800	8900.0	80	48726	No
63	GOM_NL__2PRFIN20110625_052806_000000483104_00005_48726_8176.N1	25-JUN-2011 05:28:06	Bright	47.500	5	3Alp Lyr	0.033000	11000.	95	48726	No
64	GOM_NL__2PRFIN20110625_053018_000000393104_00005_48726_8177.N1	25-JUN-2011 05:30:18	Bright	39.000	130	23Bet Dra	2.7990	5800.0	78	48726	No
65	GOM_NL__2PRFIN20110625_053944_000000473104_00005_48726_8178.N1	25-JUN-2011 05:39:44	Bright	47.000	89	5Alp Cep	2.4510	8000.0	94	48726	No
66	GOM_NL__2PRFIN20110625_054650_000000483104_00005_48726_8179.N1	25-JUN-2011 05:46:50	Bright	47.500	74	11Bet Cas	2.2680	6600.0	95	48726	No
67	GOM_NL__2PRFIN20110625_054825_000000473104_00005_48726_8180.N1	25-JUN-2011 05:48:25	Bright	46.500	68	18Alp Cas	2.2250	4500.0	93	48726	No
68	GOM_NL__2PRFIN20110625_055055_000000363104_00005_48726_8181.N1	25-JUN-2011 05:50:55	Bright	35.500	160	23Gam Per	2.9300	4700.0	71	48726	No
69	GOM_NL__2PRFIN20110625_055419_000000473104_00005_48726_8182.N1	25-JUN-2011 05:54:19	Bright	46.500	73	57Gam1And	2.2600	13100.	93	48726	No
70	GOM_NL__2PRFIN20110625_055647_000000493104_00005_48726_8183.N1	25-JUN-2011 05:56:47	Tw_i_and_stray	48.500	173	4Bet Tri	3.0040	8900.0	97	48726	No
71	GOM_NL__2PRFIN20110625_060044_000000523104_00005_48726_8184.N1	25-JUN-2011 06:00:44	Dark	52.000	50	13Alp Ari	2.0070	4250.0	104	48726	No
72	GOM_NL__2PRFIN20110625_060537_000000433104_00005_48726_8185.N1	25-JUN-2011 06:05:37	Dark	42.500	94	92Alp Cet	2.5260	3100.0	85	48726	No
73	GOM_NL__2PRFIN20110625_062406_000000483104_00006_48727_8180.N1	25-JUN-2011 06:24:06	Dark	47.500	84	Alp Phe	2.3970	4500.0	95	48727	No
74	GOM_NL__2PRFIN20110625_063034_000000513104_00006_48727_8181.N1	25-JUN-2011 06:30:34	Straylight	51.000	63	Bet Gru	2.1500	2800.0	102	48727	No
75	GOM_NL__2PRFIN20110625_063234_000000513104_00006_48727_8182.N1	25-JUN-2011 06:32:34	Straylight	50.500	31	Alp Gru	1.7340	15200.	101	48727	No
76	GOM_NL__2PRFIN20110625_063526_000000493104_00006_48727_8183.N1	25-JUN-2011 06:35:26	Straylight	49.000	45	Alp Pav	1.9400	26000.	98	48727	No
77	GOM_NL__2PRFIN20110625_064429_000000463104_00006_48727_8184.N1	25-JUN-2011 06:44:29	Tw_i_and_stray	46.000	38	20Eps Sgr	1.8360	11000.	92	48727	No
78	GOM_NL__2PRFIN20110625_064553_000000483104_00006_48727_8185.N1	25-JUN-2011 06:45:53	Bright	47.500	116	19Del Sgr	2.7000	4100.0	95	48727	No
79	GOM_NL__2PRFIN20110625_064800_000000493104_00006_48727_8186.N1	25-JUN-2011 06:48:00	Bright	48.500	155	41Pi Sgr	2.9000	6600.0	97	48727	No
80	GOM_NL__2PRFIN20110625_065638_000000393104_00006_48727_8187.N1	25-JUN-2011 06:56:38	Bright	39.000	126	60Bet Oph	2.7700	4250.0	78	48727	No
81	GOM_NL__2PRFIN20110625_065859_000000413104_00006_48727_8188.N1	25-JUN-2011 06:58:59	Bright	40.500	59	55Alp Oph	2.0800	8900.0	81	48727	No
82	GOM_NL__2PRFIN20110625_070819_000000493104_00006_48727_8189.N1	25-JUN-2011 07:08:19	Bright	48.500	5	3Alp Lyr	0.033000	11000.	97	48727	No
83	GOM_NL__2PRFIN20110625_071032_000000393104_00006_48727_8190.N1	25-JUN-2011 07:10:32	Bright	39.000	130	23Bet Dra	2.7990	5800.0	78	48727	No
84	GOM_NL__2PRFIN20110625_071957_000000473104_00006_48727_8191.N1	25-JUN-2011 07:19:57	Bright	46.500	89	5Alp Cep	2.4510	8000.0	93	48727	No
85	GOM_NL__2PRFIN20110625_072704_000000683104_00006_48727_8192.N1	25-JUN-2011 07:27:04	Bright	68.000	74	11Bet Cas	2.2680	6600.0	136	48727	No
86	GOM_NL__2PRFIN20110625_072839_000000463104_00006_48727_8193.N1	25-JUN-2011 07:28:39	Bright	46.000	68	18Alp Cas	2.2250	4500.0	92	48727	No
87	GOM_NL__2PRFIN20110625_073109_000000483104_00006_48727_8194.N1	25-JUN-2011 07:31:09	Bright	47.500	160	23Gam Per	2.9300	4700.0	95	48727	No
88	GOM_NL__2PRFIN20110625_073433_000000463104_00006_48727_8195.N1	25-JUN-2011 07:34:33	Bright	46.000	73	57Gam1And	2.2600	13100.	92	48727	No
89	GOM_NL__2PRFIN20110625_073701_000000483104_00006_48727_8196.N1	25-JUN-2011 07:37:01	Tw_i_and_stray	47.500	173	4Bet Tri	3.0040	8900.0	95	48727	No
90	GOM_NL__2PRFIN20110625_074059_000000513104_00006_48727_8197.N1	25-JUN-2011 07:40:59	Dark	50.500	50	13Alp Ari	2.0070	4250.0	101	48727	No
91	GOM_NL__2PRFIN20110625_074551_000000423104_00006_48727_8198.N1	25-JUN-2011 07:45:51	Dark	42.000	94	92Alp Cet	2.5260	3100.0	84	48727	No
92	GOM_NL__2PRFIN20110625_080421_000000473104_00007_48728_8209.N1	25-JUN-2011 08:04:21	Dark	46.500	84	Alp Phe	2.3970	4500.0	93	48728	No
93	GOM_NL__2PRFIN20110625_081049_000000693104_00007_48728_8210.N1	25-JUN-2011 08:10:49	Straylight	69.000	63	Bet Gru	2.1500	2800.0	138	48728	No
94	GOM_NL__2PRFIN20110625_081249_000000503104_00007_48728_8211.N1	25-JUN-2011 08:12:49	Straylight	49.500	31	Alp Gru	1.7340	15200.	99	48728	No
95	GOM_NL__2PRFIN20110625_081541_000000423104_00007_48728_8212.N1	25-JUN-2011 08:15:41	Straylight	41.500	45	Alp Pav	1.9400	26000.	83	48728	No
96	GOM_NL__2PRFIN20110625_082444_000000453104_00007_48728_8213.N1	25-JUN-2011 08:24:44	Tw_i_and_stray	44.500	38	20Eps Sgr	1.8360	11000.	89	48728	No
97	GOM_NL__2PRFIN20110625_082607_000000573104_00007_48728_8214.N1	25-JUN-2011 08:26:07	Bright	57.000	116	19Del Sgr	2.7000	4100.0	114	48728	No
98	GOM_NL__2PRFIN20110625_082814_000000483104_00007_48728_8215.N1	25-JUN-2011 08:28:14	Bright	47.500	155	41Pi Sgr	2.9000	6600.0	95	48728	No
99	GOM_NL__2PRFIN20110625_083652_000000393104_00007_48728_8216.N1	25-JUN-2011 08:36:52	Bright	38.500	126	60Bet Oph	2.7700	4250.0	77	48728	No
100	GOM_NL__2PRFIN20110625_083913_000000393104_00007_48728_8217.N1	25-JUN-2011 08:39:13	Bright	39.000	59	55Alp Oph	2.0800	8900.0	78	48728	No
101	GOM_NL__2PRFIN20110625_084833_000000503104_00007_48728_8218.N1	25-JUN-2011 08:48:33	Bright	50.000	5	3Alp Lyr	0.033000	11000.	100	48728	No

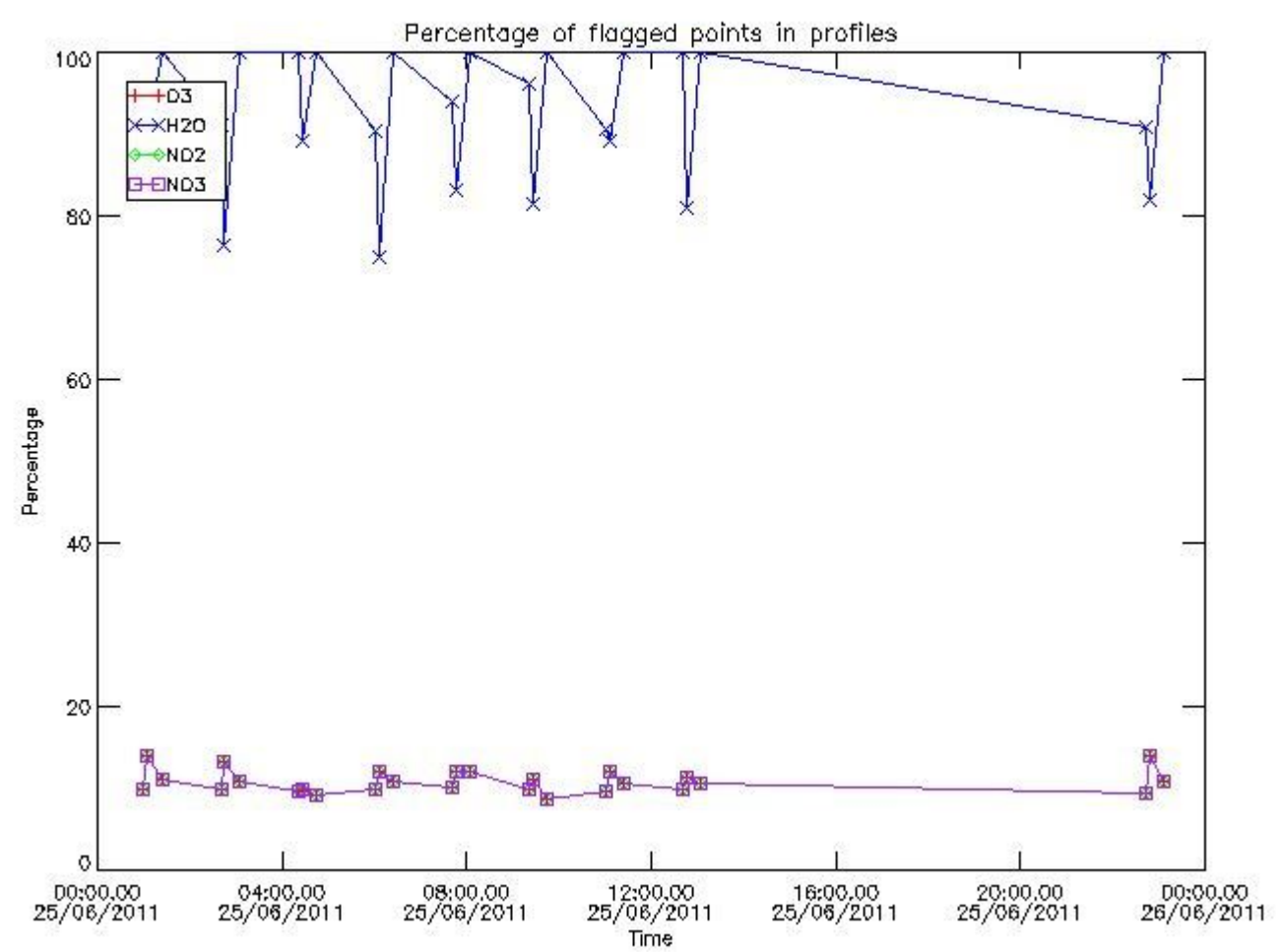
102	GOM_NL__2PRFIN20110625_085046_000000393104_00007_48728_8219.N1	25-JUN-2011 08:50:46	Bright	38.500	130	23Bet Dra	2.7990	5800.0	77	48728	No
103	GOM_NL__2PRFIN20110625_090011_000000493104_00007_48728_8220.N1	25-JUN-2011 09:00:11	Bright	49.000	89	5Alp Cep	2.4510	8000.0	98	48728	No
104	GOM_NL__2PRFIN20110625_090717_000000483104_00007_48728_8221.N1	25-JUN-2011 09:07:17	Bright	48.000	74	11Bet Cas	2.2680	6600.0	96	48728	No
105	GOM_NL__2PRFIN20110625_090852_000000483104_00007_48728_8222.N1	25-JUN-2011 09:08:52	Bright	48.000	68	18Alp Cas	2.2250	4500.0	96	48728	No
106	GOM_NL__2PRFIN20110625_091123_000000483104_00007_48728_8223.N1	25-JUN-2011 09:11:23	Bright	47.500	160	23Gam Per	2.9300	4700.0	95	48728	No
107	GOM_NL__2PRFIN20110625_091446_000000443104_00007_48728_8224.N1	25-JUN-2011 09:14:46	Bright	43.500	73	57Gam1And	2.2600	13100.	87	48728	No
108	GOM_NL__2PRFIN20110625_091715_000000473104_00007_48728_8225.N1	25-JUN-2011 09:17:15	Tw_i_and_stray	47.000	173	4Bet Tri	3.0040	8900.0	94	48728	No
109	GOM_NL__2PRFIN20110625_092113_000000523104_00007_48728_8226.N1	25-JUN-2011 09:21:13	Dark	51.500	50	13Alp Ari	2.0070	4250.0	103	48728	No
110	GOM_NL__2PRFIN20110625_092606_000000463104_00007_48728_8227.N1	25-JUN-2011 09:26:06	Dark	46.000	94	92Alp Cet	2.5260	3100.0	92	48728	No
111	GOM_NL__2PRFIN20110625_094436_000000603104_00008_48729_8241.N1	25-JUN-2011 09:44:36	Dark	59.500	84	Alp Phe	2.3970	4500.0	119	48729	No
112	GOM_NL__2PRFIN20110625_095104_000000643104_00008_48729_8242.N1	25-JUN-2011 09:51:04	Straylight	63.500	63	Bet Gru	2.1500	2800.0	127	48729	No
113	GOM_NL__2PRFIN20110625_095304_000000513104_00008_48729_8243.N1	25-JUN-2011 09:53:04	Straylight	51.000	31	Alp Gru	1.7340	15200.	102	48729	No
114	GOM_NL__2PRFIN20110625_095555_000000443104_00008_48729_8244.N1	25-JUN-2011 09:55:55	Straylight	44.000	45	Alp Pav	1.9400	26000.	88	48729	No
115	GOM_NL__2PRFIN20110625_100458_000000453104_00008_48729_8245.N1	25-JUN-2011 10:04:58	Tw_i_and_stray	45.000	38	20Eps Sgr	1.8360	11000.	90	48729	No
116	GOM_NL__2PRFIN20110625_100622_000000453104_00008_48729_8246.N1	25-JUN-2011 10:06:22	Bright	44.500	116	19Del Sgr	2.7000	4100.0	89	48729	No
117	GOM_NL__2PRFIN20110625_100829_000000483104_00008_48729_8247.N1	25-JUN-2011 10:08:29	Bright	47.500	155	41Pi Sgr	2.9000	6600.0	95	48729	No
118	GOM_NL__2PRFIN20110625_101705_000000403104_00008_48729_8248.N1	25-JUN-2011 10:17:05	Bright	39.500	126	60Bet Oph	2.7700	4250.0	79	48729	No
119	GOM_NL__2PRFIN20110625_101927_000000413104_00008_48729_8249.N1	25-JUN-2011 10:19:27	Bright	40.500	59	55Alp Oph	2.0800	8900.0	81	48729	No
120	GOM_NL__2PRFIN20110625_102846_000000523104_00008_48729_8250.N1	25-JUN-2011 10:28:46	Bright	52.000	5	3Alp Lyr	0.033000	11000.	104	48729	No
121	GOM_NL__2PRFIN20110625_103059_000000403104_00008_48729_8251.N1	25-JUN-2011 10:30:59	Bright	39.500	130	23Bet Dra	2.7990	5800.0	79	48729	No
122	GOM_NL__2PRFIN20110625_104024_000000483104_00008_48729_8252.N1	25-JUN-2011 10:40:24	Bright	47.500	89	5Alp Cep	2.4510	8000.0	95	48729	No
123	GOM_NL__2PRFIN20110625_104731_000000473104_00008_48729_8253.N1	25-JUN-2011 10:47:31	Bright	46.500	74	11Bet Cas	2.2680	6600.0	93	48729	No
124	GOM_NL__2PRFIN20110625_104906_000000463104_00008_48729_8254.N1	25-JUN-2011 10:49:06	Bright	46.000	68	18Alp Cas	2.2250	4500.0	92	48729	No
125	GOM_NL__2PRFIN20110625_105137_000000383104_00008_48729_8255.N1	25-JUN-2011 10:51:37	Bright	37.500	160	23Gam Per	2.9300	4700.0	75	48729	No
126	GOM_NL__2PRFIN20110625_105500_000000463104_00008_48729_8256.N1	25-JUN-2011 10:55:00	Bright	45.500	73	57Gam1And	2.2600	13100.	91	48729	No
127	GOM_NL__2PRFIN20110625_105729_000000473104_00008_48729_8257.N1	25-JUN-2011 10:57:29	Tw_i_and_stray	46.500	173	4Bet Tri	3.0040	8900.0	93	48729	No
128	GOM_NL__2PRFIN20110625_110127_000000543104_00008_48729_8258.N1	25-JUN-2011 11:01:27	Dark	53.500	50	13Alp Ari	2.0070	4250.0	107	48729	No
129	GOM_NL__2PRFIN20110625_110620_000000473104_00008_48729_8259.N1	25-JUN-2011 11:06:20	Dark	46.500	94	92Alp Cet	2.5260	3100.0	93	48729	No
130	GOM_NL__2PRFIN20110625_112451_000000483104_00009_48730_8275.N1	25-JUN-2011 11:24:51	Dark	48.000	84	Alp Phe	2.3970	4500.0	96	48730	No
131	GOM_NL__2PRFIN20110625_113119_000000523104_00009_48730_8276.N1	25-JUN-2011 11:31:19	Straylight	52.000	63	Bet Gru	2.1500	2800.0	104	48730	No
132	GOM_NL__2PRFIN20110625_113319_000000513104_00009_48730_8277.N1	25-JUN-2011 11:33:19	Straylight	50.500	31	Alp Gru	1.7340	15200.	101	48730	No
133	GOM_NL__2PRFIN20110625_113610_000000443104_00009_48730_8278.N1	25-JUN-2011 11:36:10	Straylight	43.500	45	Alp Pav	1.9400	26000.	87	48730	No
134	GOM_NL__2PRFIN20110625_114512_000000453104_00009_48730_8279.N1	25-JUN-2011 11:45:12	Tw_i_and_stray	45.000	38	20Eps Sgr	1.8360	11000.	90	48730	No
135	GOM_NL__2PRFIN20110625_114636_000000573104_00009_48730_8280.N1	25-JUN-2011 11:46:36	Bright	57.000	116	19Del Sgr	2.7000	4100.0	114	48730	No
136	GOM_NL__2PRFIN20110625_114843_000000473104_00009_48730_8281.N1	25-JUN-2011 11:48:43	Bright	46.500	155	41Pi Sgr	2.9000	6600.0	93	48730	No
137	GOM_NL__2PRFIN20110625_115719_000000403104_00009_48730_8282.N1	25-JUN-2011 11:57:19	Bright	39.500	126	60Bet Oph	2.7700	4250.0	79	48730	No
138	GOM_NL__2PRFIN20110625_115941_000000383104_00009_48730_8283.N1	25-JUN-2011 11:59:41	Bright	37.500	59	55Alp Oph	2.0800	8900.0	75	48730	No
139	GOM_NL__2PRFIN20110625_120859_000000463104_00009_48730_8284.N1	25-JUN-2011 12:08:59	Bright	45.500	5	3Alp Lyr	0.033000	11000.	91	48730	No
140	GOM_NL__2PRFIN20110625_121113_000000413104_00009_48730_8285.N1	25-JUN-2011 12:11:13	Bright	40.500	130	23Bet Dra	2.7990	5800.0	81	48730	No
141	GOM_NL__2PRFIN20110625_122037_000000473104_00009_48730_8286.N1	25-JUN-2011 12:20:37	Bright	46.500	89	5Alp Cep	2.4510	8000.0	93	48730	No
142	GOM_NL__2PRFIN20110625_122744_000000483104_00009_48730_8287.N1	25-JUN-2011 12:27:44	Bright	47.500	74	11Bet Cas	2.2680	6600.0	95	48730	No
143	GOM_NL__2PRFIN20110625_122920_000000613104_00009_48730_8288.N1	25-JUN-2011 12:29:20	Bright	60.500	68	18Alp Cas	2.2250	4500.0	121	48730	No
144	GOM_NL__2PRFIN20110625_123151_000000423104_00009_48730_8289.N1	25-JUN-2011 12:31:51	Bright	42.000	160	23Gam Per	2.9300	4700.0	84	48730	No
145	GOM_NL__2PRFIN20110625_123514_000000473104_00009_48730_8290.N1	25-JUN-2011 12:35:14	Bright	47.000	73	57Gam1And	2.2600	13100.	94	48730	No
146	GOM_NL__2PRFIN20110625_123743_000000483104_00009_48730_8291.N1	25-JUN-2011 12:37:43	Tw_i_and_stray	48.000	173	4Bet Tri	3.0040	8900.0	96	48730	No
147	GOM_NL__2PRFIN20110625_124141_000000523104_00009_48730_8292.N1	25-JUN-2011 12:41:41	Dark	52.000	50	13Alp Ari	2.0070	4250.0	104	48730	No
148	GOM_NL__2PRFIN20110625_124634_000000453104_00009_48730_8293.N1	25-JUN-2011 12:46:34	Dark	45.000	94	92Alp Cet	2.5260	3100.0	90	48730	No
149	GOM_NL__2PRFIN20110625_130506_000000483104_00010_48731_8300.N1	25-JUN-2011 13:05:06	Dark	48.000	84	Alp Phe	2.3970	4500.0	96	48731	No
150	GOM_NL__2PRFIN20110625_131134_000000513104_00010_48731_8301.N1	25-JUN-2011 13:11:34	Straylight	51.000	63	Bet Gru	2.1500	2800.0	102	48731	No
151	GOM_NL__2PRFIN20110625_131334_000000533104_00010_48731_8302.N1	25-JUN-2011 13:13:34	Straylight	52.500	31	Alp Gru	1.7340	15200.	105	48731	No
152	GOM_NL__2PRFIN20110625_131624_000000423104_00010_48731_8303.N1	25-JUN-2011 13:16:24	Straylight	42.000	45	Alp Pav	1.9400	26000.	84	48731	No
153	GOM_NL__2PRFIN20110625_132526_000000463104_00010_48731_8304.N1	25-JUN-2011 13:25:26	Tw_i_and_stray	46.000	38	20Eps Sgr	1.8360	11000.	92	48731	No
154	GOM_NL__2PRFIN20110625_132650_000000493104_00010_48731_8305.N1	25-JUN-2011 13:26:50	Bright	49.000	116	19Del Sgr	2.7000	4100.0	98	48731	No
155	GOM_NL__2PRFIN20110625_132857_000000473104_00010_48731_8306.N1	25-JUN-2011 13:28:57	Bright	47.000	155	41Pi Sgr	2.9000	6600.0	94	48731	No
156	GOM_NL__2PRFIN20110625_133733_000000403104_00010_48731_8307.N1	25-JUN-2011 13:37:33	Bright	40.000	126	60Bet Oph	2.7700	4250.0	80	48731	No
157	GOM_NL__2PRFIN20110625_133955_000000403104_00010_48731_8308.N1	25-JUN-2011 13:39:55	Bright	39.500	59	55Alp Oph	2.0800	8900.0	79	48731	No
158	GOM_NL__2PRFIN20110625_134913_000000433104_00010_48731_8309.N1	25-JUN-2011 13:49:13	Bright	43.000	5	3Alp Lyr	0.033000	11000.	86	48731	No
159	GOM_NL__2PRFIN20110625_135127_000000383104_00010_48731_8310.N1	25-JUN-2011 13:51:27	Bright	38.000	130	23Bet Dra	2.7990	5800.0	76	48731	No
160	GOM_NL__2PRFIN20110625_140051_000000393104_00010_48731_8311.N1	25-JUN-2011 14:00:51	Bright	39.000	89	5Alp Cep	2.4510	8000.0	78	48731	No

161	GOM_NL__2PRFIN20110625_213249_000000623104_00015_48736_8451.N1	25-JUN-2011 21:32:49	Straylight	61.500	63	Bet Gru	2.1500	2800.0	123	48736	No
162	GOM_NL__2PRFIN20110625_213448_000000503104_00015_48736_8452.N1	25-JUN-2011 21:34:48	Straylight	49.500	31	Alp Gru	1.7340	15200.	99	48736	No
163	GOM_NL__2PRFIN20110625_213737_000000443104_00015_48736_8453.N1	25-JUN-2011 21:37:37	Straylight	44.000	45	Alp Pav	1.9400	26000.	88	48736	No
164	GOM_NL__2PRFIN20110625_214638_000000443104_00015_48736_8454.N1	25-JUN-2011 21:46:38	Tw_i_and_stray	43.500	38	20Eps Sgr	1.8360	11000.	87	48736	No
165	GOM_NL__2PRFIN20110625_214801_000000523104_00015_48736_8455.N1	25-JUN-2011 21:48:01	Bright	52.000	116	19Del Sgr	2.7000	4100.0	104	48736	No
166	GOM_NL__2PRFIN20110625_215008_000000483104_00015_48736_8456.N1	25-JUN-2011 21:50:08	Bright	47.500	155	41Pi Sgr	2.9000	6600.0	95	48736	No
167	GOM_NL__2PRFIN20110625_215843_000000383104_00015_48736_8457.N1	25-JUN-2011 21:58:43	Bright	38.000	126	60Bet Oph	2.7700	4250.0	76	48736	No
168	GOM_NL__2PRFIN20110625_220104_000000383104_00015_48736_8458.N1	25-JUN-2011 22:01:04	Bright	38.000	59	55Alp Oph	2.0800	8900.0	76	48736	No
169	GOM_NL__2PRFIN20110625_221020_000000453104_00015_48736_8459.N1	25-JUN-2011 22:10:20	Bright	44.500	5	3Alp Lyr	0.033000	11000.	89	48736	No
170	GOM_NL__2PRFIN20110625_221235_000000393104_00015_48736_8460.N1	25-JUN-2011 22:12:35	Bright	39.000	130	23Bet Dra	2.7990	5800.0	78	48736	No
171	GOM_NL__2PRFIN20110625_222157_000000493104_00015_48736_8461.N1	25-JUN-2011 22:21:57	Bright	48.500	89	5Alp Cep	2.4510	8000.0	97	48736	No
172	GOM_NL__2PRFIN20110625_222905_000000473104_00015_48736_8462.N1	25-JUN-2011 22:29:05	Bright	46.500	74	11Bet Cas	2.2680	6600.0	93	48736	No
173	GOM_NL__2PRFIN20110625_223042_000000483104_00015_48736_8463.N1	25-JUN-2011 22:30:42	Bright	48.000	68	18Alp Cas	2.2250	4500.0	96	48736	No
174	GOM_NL__2PRFIN20110625_223315_000000553104_00015_48736_8464.N1	25-JUN-2011 22:33:15	Bright	55.000	160	23Gam Per	2.9300	4700.0	110	48736	No
175	GOM_NL__2PRFIN20110625_223638_000000463104_00015_48736_8465.N1	25-JUN-2011 22:36:38	Bright	45.500	73	57Gam1And	2.2600	13100.	91	48736	No
176	GOM_NL__2PRFIN20110625_223908_000000463104_00015_48736_8466.N1	25-JUN-2011 22:39:08	Tw_i_and_stray	45.500	173	4Bet Tri	3.0040	8900.0	91	48736	No
177	GOM_NL__2PRFIN20110625_224307_000000553104_00015_48736_8467.N1	25-JUN-2011 22:43:07	Dark	54.500	50	13Alp Ari	2.0070	4250.0	109	48736	No
178	GOM_NL__2PRFIN20110625_224800_000000363104_00015_48736_8468.N1	25-JUN-2011 22:48:00	Dark	36.000	94	92Alp Cet	2.5260	3100.0	72	48736	No
179	GOM_NL__2PRFIN20110625_230635_000000483104_00016_48737_8465.N1	25-JUN-2011 23:06:35	Dark	47.500	84	Alp Phe	2.3970	4500.0	95	48737	No
180	GOM_NL__2PRFIN20110625_231304_000000543104_00016_48737_8466.N1	25-JUN-2011 23:13:04	Straylight	54.000	63	Bet Gru	2.1500	2800.0	108	48737	No
181	GOM_NL__2PRFIN20110625_231503_000000513104_00016_48737_8467.N1	25-JUN-2011 23:15:03	Straylight	50.500	31	Alp Gru	1.7340	15200.	101	48737	No
182	GOM_NL__2PRFIN20110625_231751_000000413104_00016_48737_8468.N1	25-JUN-2011 23:17:51	Straylight	41.000	45	Alp Pav	1.9400	26000.	82	48737	No
183	GOM_NL__2PRFIN20110625_232652_000000463104_00016_48737_8469.N1	25-JUN-2011 23:26:52	Tw_i_and_stray	45.500	38	20Eps Sgr	1.8360	11000.	91	48737	No
184	GOM_NL__2PRFIN20110625_232815_000000553104_00016_48737_8470.N1	25-JUN-2011 23:28:15	Bright	55.000	116	19Del Sgr	2.7000	4100.0	110	48737	No
185	GOM_NL__2PRFIN20110625_233022_000000483104_00016_48737_8471.N1	25-JUN-2011 23:30:22	Bright	48.000	155	41Pi Sgr	2.9000	6600.0	96	48737	No
186	GOM_NL__2PRFIN20110625_233857_000000383104_00016_48737_8472.N1	25-JUN-2011 23:38:57	Bright	38.000	126	60Bet Oph	2.7700	4250.0	76	48737	No
187	GOM_NL__2PRFIN20110625_234118_000000393104_00016_48737_8473.N1	25-JUN-2011 23:41:18	Bright	39.000	59	55Alp Oph	2.0800	8900.0	78	48737	No
188	GOM_NL__2PRFIN20110625_235033_000000423104_00016_48737_8474.N1	25-JUN-2011 23:50:33	Bright	42.000	5	3Alp Lyr	0.033000	11000.	84	48737	No
189	GOM_NL__2PRFIN20110625_235249_000000383104_00016_48737_8475.N1	25-JUN-2011 23:52:49	Bright	38.000	130	23Bet Dra	2.7990	5800.0	76	48737	No

3. Quality information per product

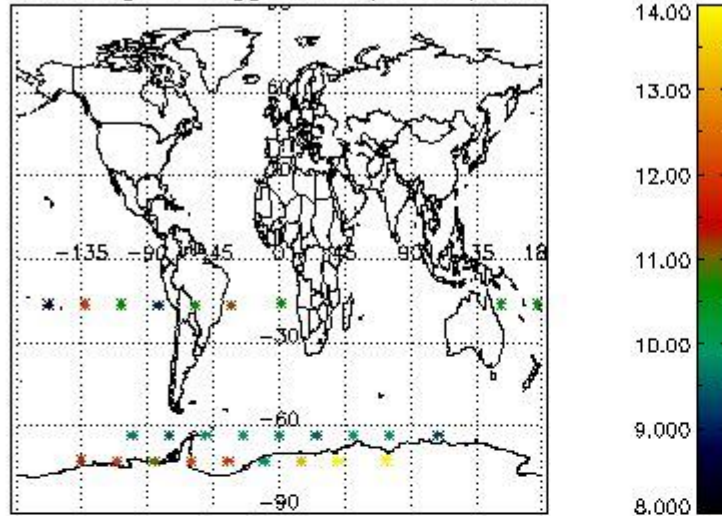
In this section it is plotted some information contained in the Quality Summary data set of the level 2 products. Only products in dark limb conditions and without errors (error flag in the MPH set to "0") are used.

3.1 Plot quality information per product (time dependant)

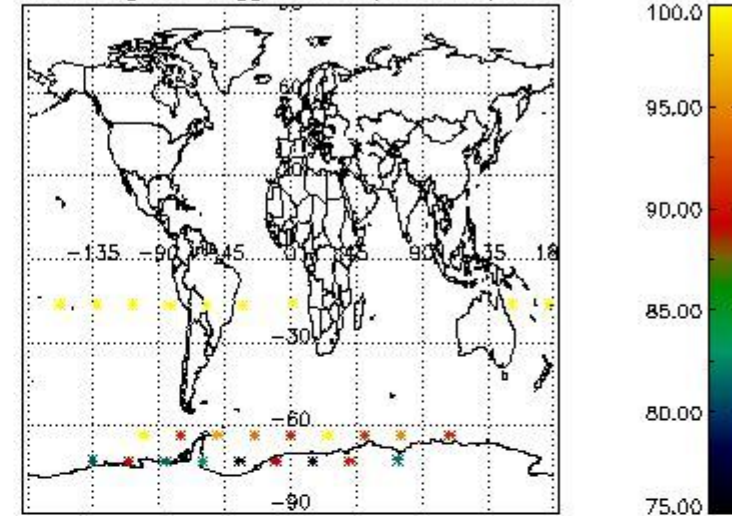


3.2 Plot quality information per product (world map)

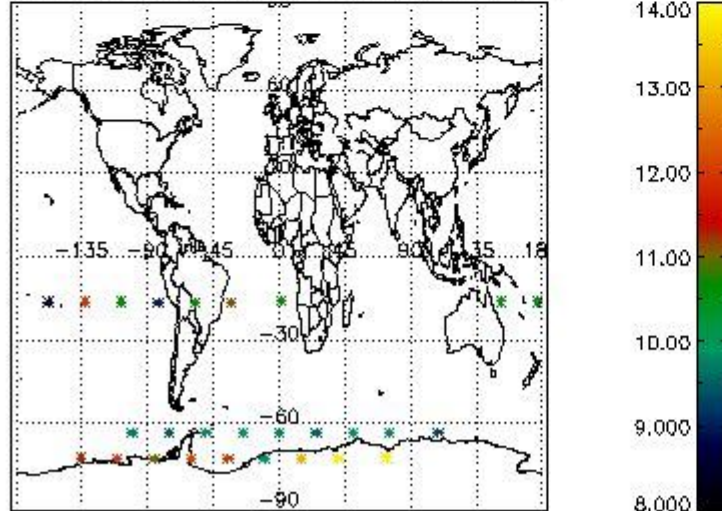
Percentage of flagged data per O3 profile



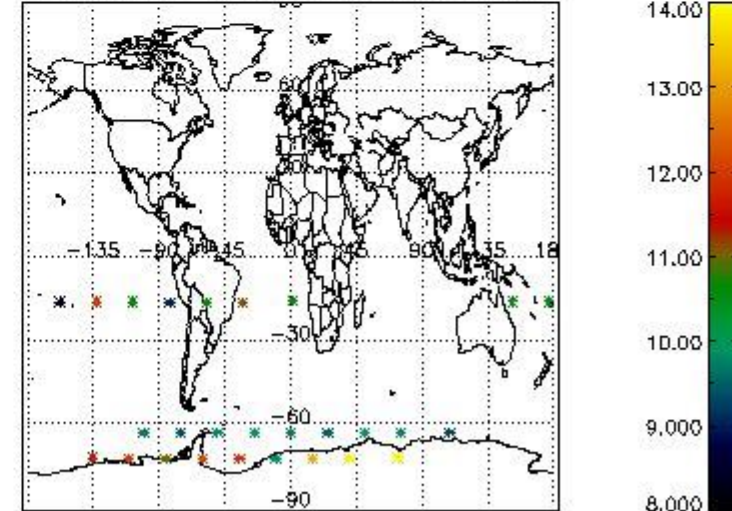
Percentage of flagged data per H2O profile



Percentage of flagged data per NO2 profile



Percentage of flagged data per NO3 profile

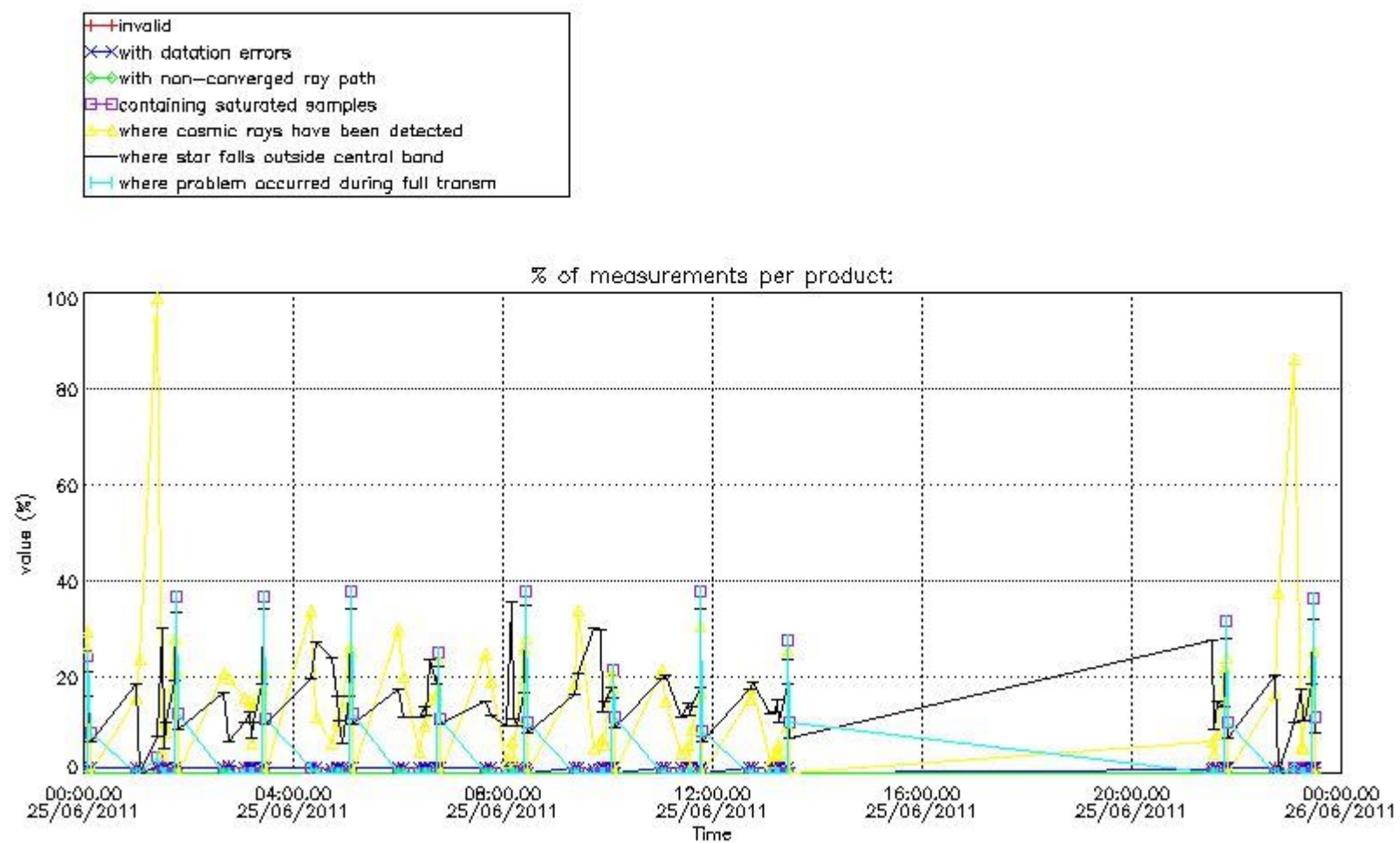


4. Level 1 quality information per product

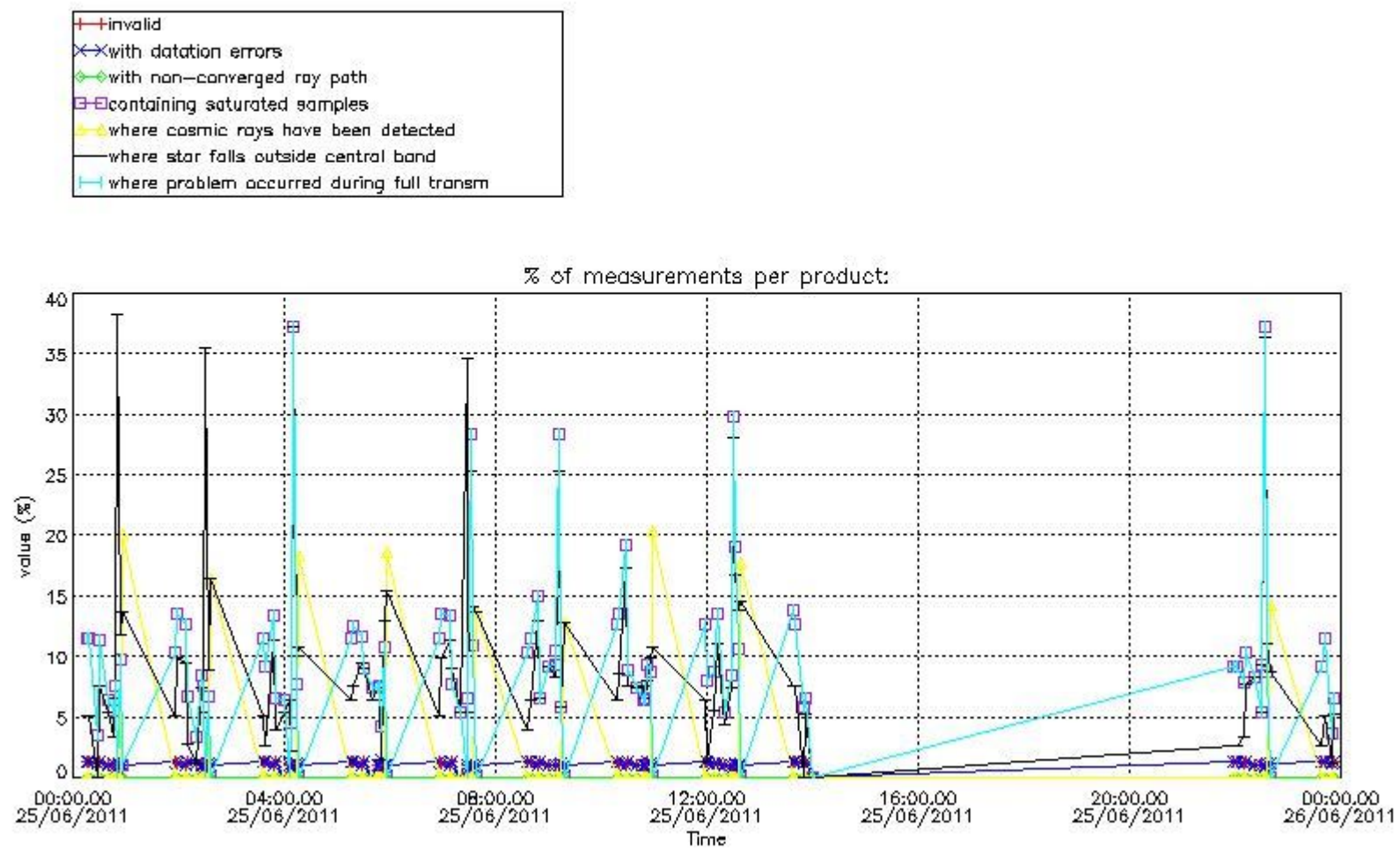
In this section it is plotted some information contained in the Quality Summary data set of the level 2 products that comes from the level 1b processing. Products without errors (error flag in the MPH set to "0") are used.

4.1 Plot quality information per product (time dependant) coming from level 1b processing

4.1.1 Plot level 1 quality information per product (time dependant): ENVISAT ASCENDING passes

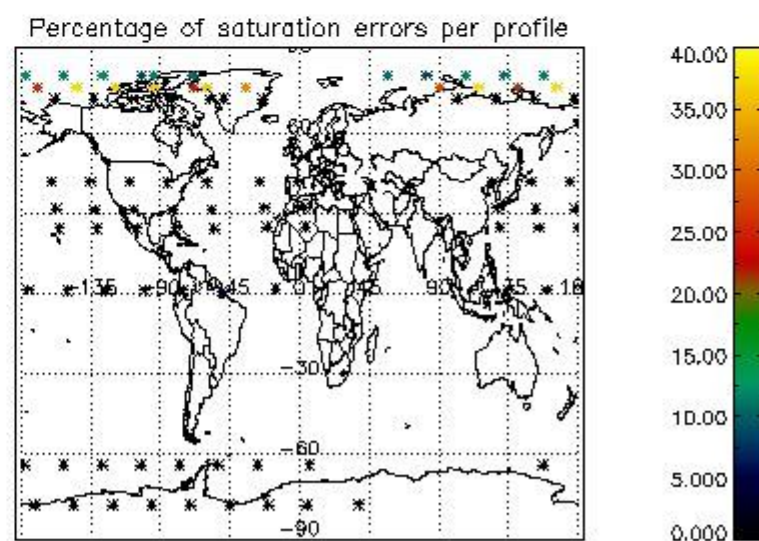
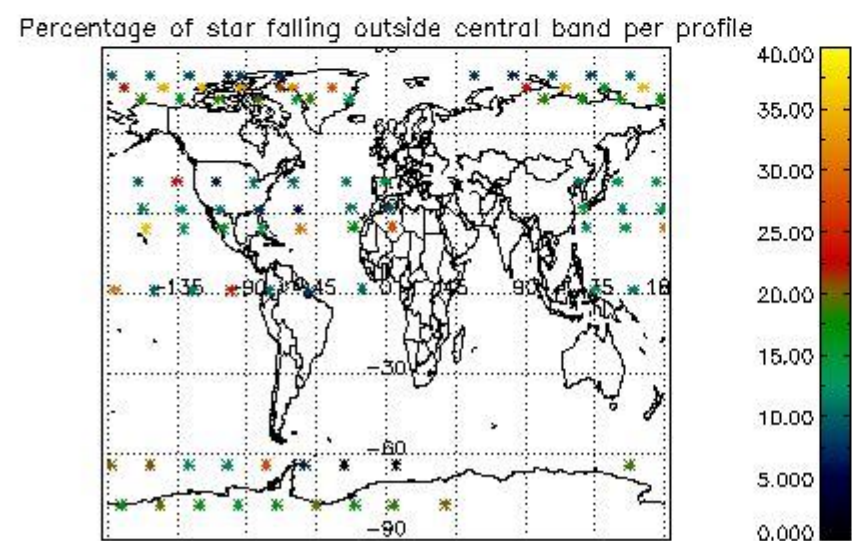
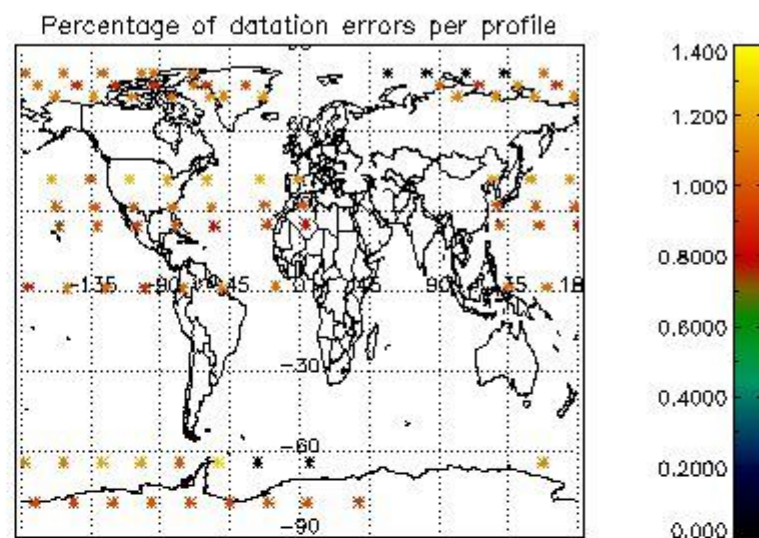
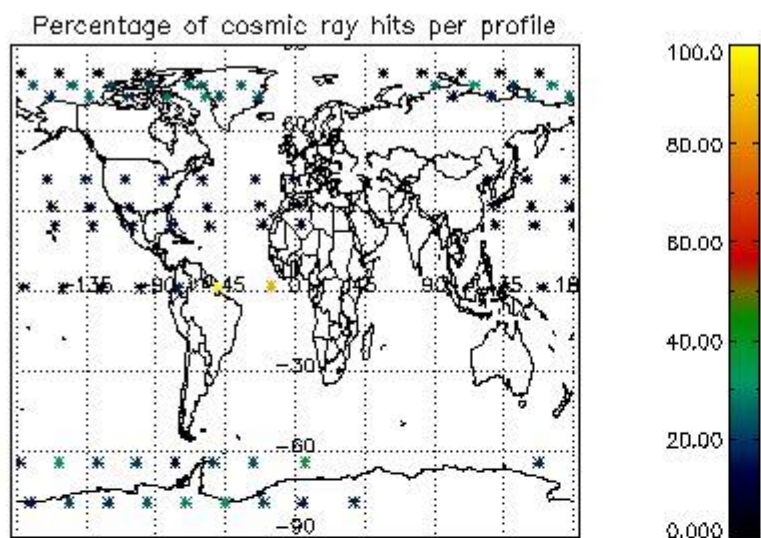


4.1.2 Plot level 1 quality information per product (time dependant): ENVI SAT DESCENDING passes

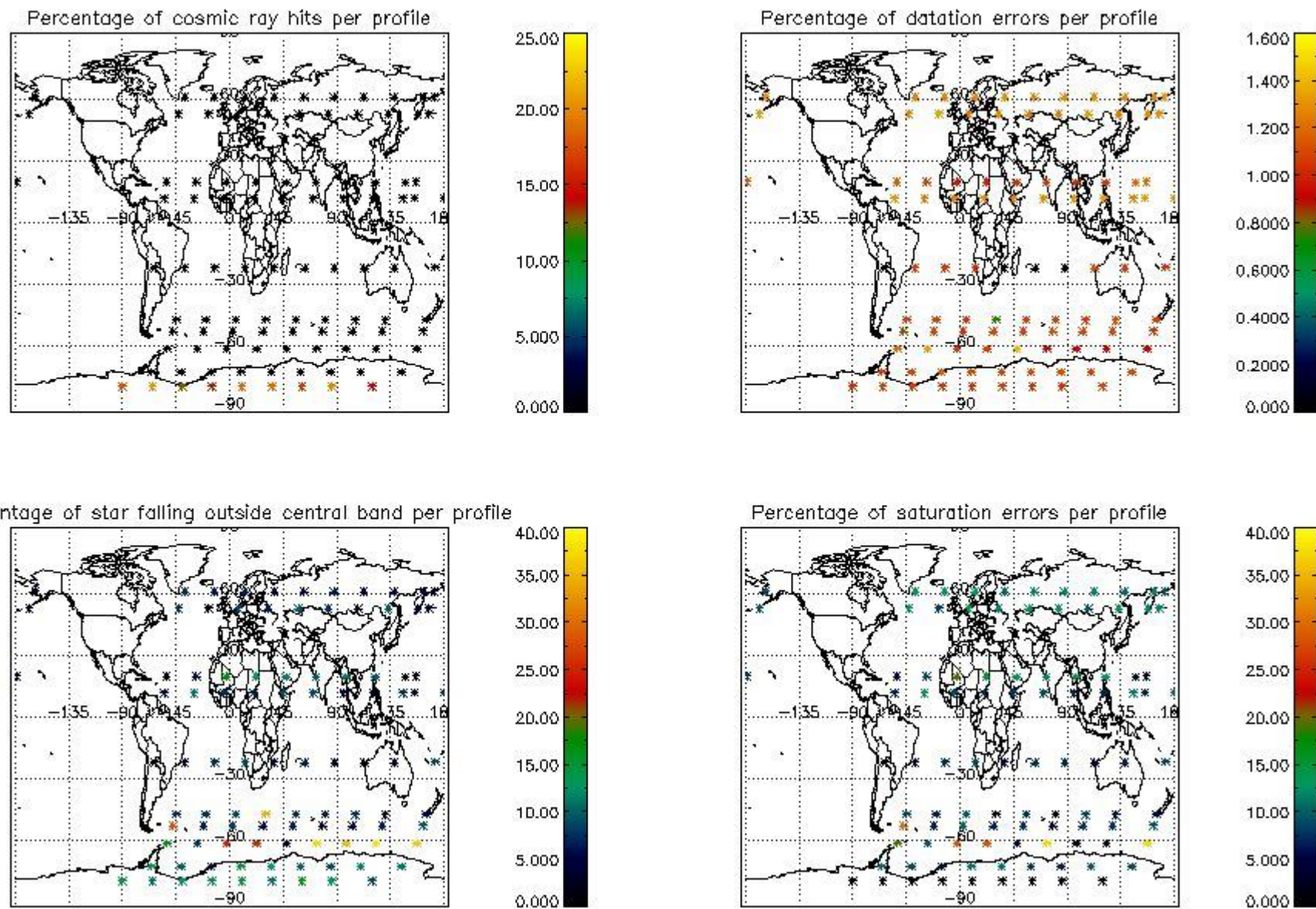


4.2 Plot quality information per product coming from level 1b processing (world map)

4.2.1 Plot level 1 quality information per product (world map): ENVISAT ASCENDING passes



4.2.2 Plot level 1 quality information per product (world map): ENVISAT DESCENDING passes



5. Trace gas profiles

5.1 Ozone statistics based on quality of products

The final quality of the products can be "measured" using the STD (Standard Deviation) attached to every point profile. This information is written to the parameter GOM_NL__2P/NL_LOCAL_SPECIES_DENSITY/o3_std of the level 2 products. The table below shows the statistics for given STD ranges.

The statistics are given with respect to the overall valid production:

- Products without fatal errors: GOM_NL__2P/MPH/PRODUCT_ERR=0
- Valid point profile: GOM_NL__2P/NL_LOCAL_SPECIES_DENSITY/pcd(0)=0

The 'Criteria' is applied to valid points of dark limb products:

- Products in dark limb illumination condition: GOM_NL__2P/NL_SUMMARY_QUALITY/obs_ill_cond=0
- Products without fatal errors: GOM_NL__2P/MPH/PRODUCT_ERR=0
- Valid point profile: GOM_NL__2P/NL_LOCAL_SPECIES_DENSITY/pcd(0)=0

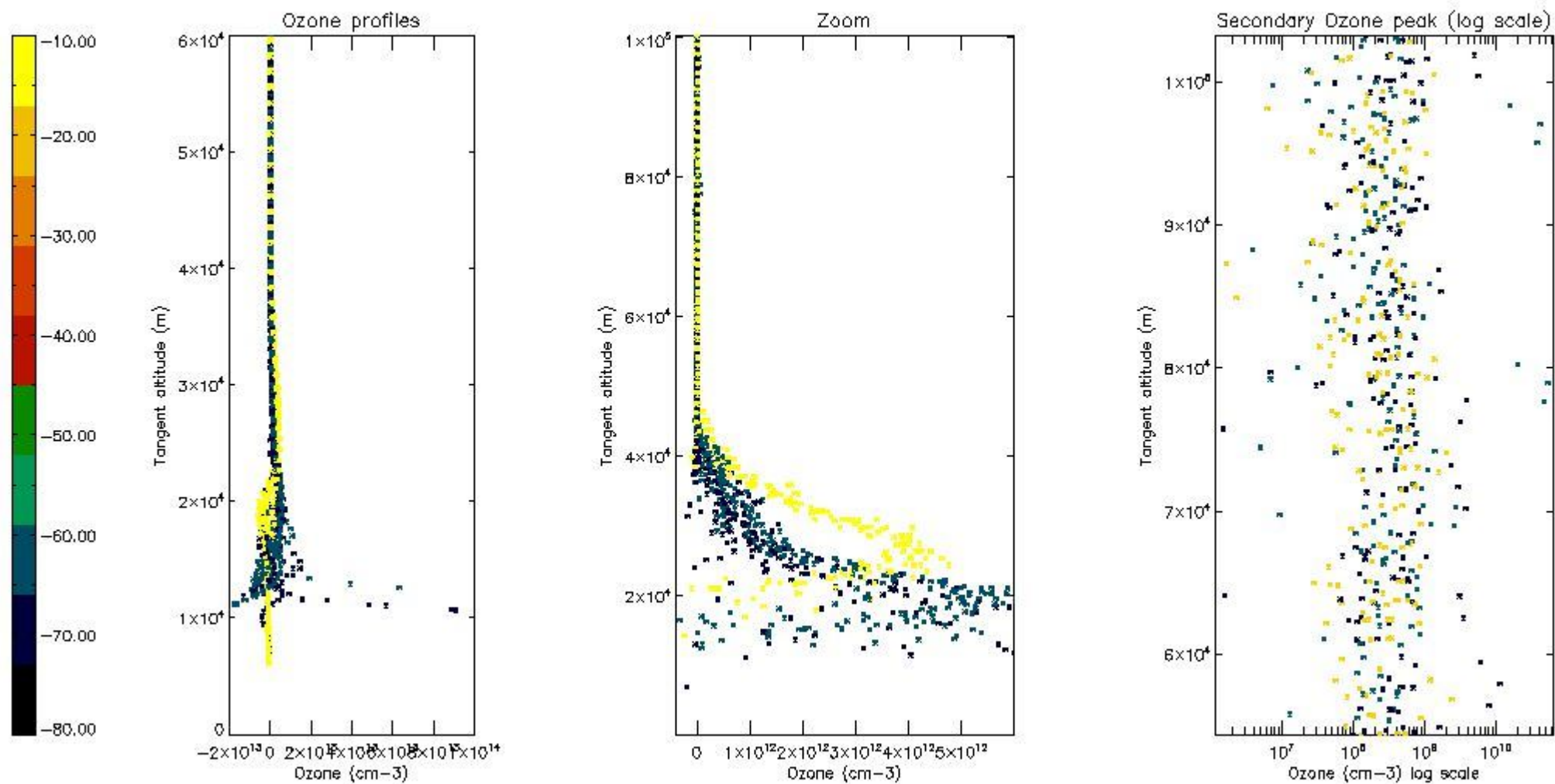
So, the table below shows the percentage of dark limb and valid observations for each criteria with respect to the overall valid daily observations.

Criteria	% of total production
All STD	15
STD < 20	4

STD < 10	2
STD < 5	0

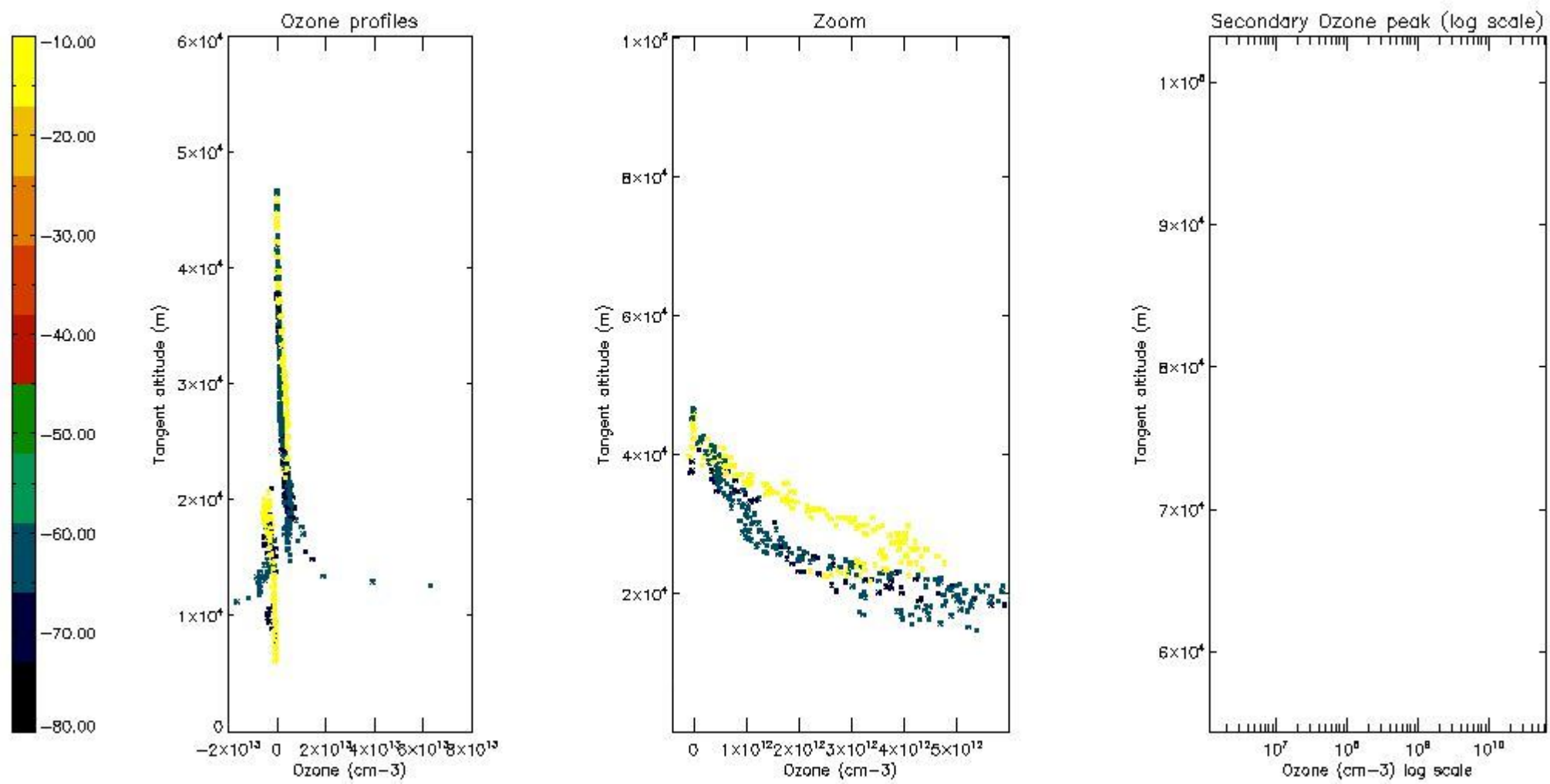
5.2 Plot ozone profiles for all STD (dark without errors)

The colorbar represents the latitude.



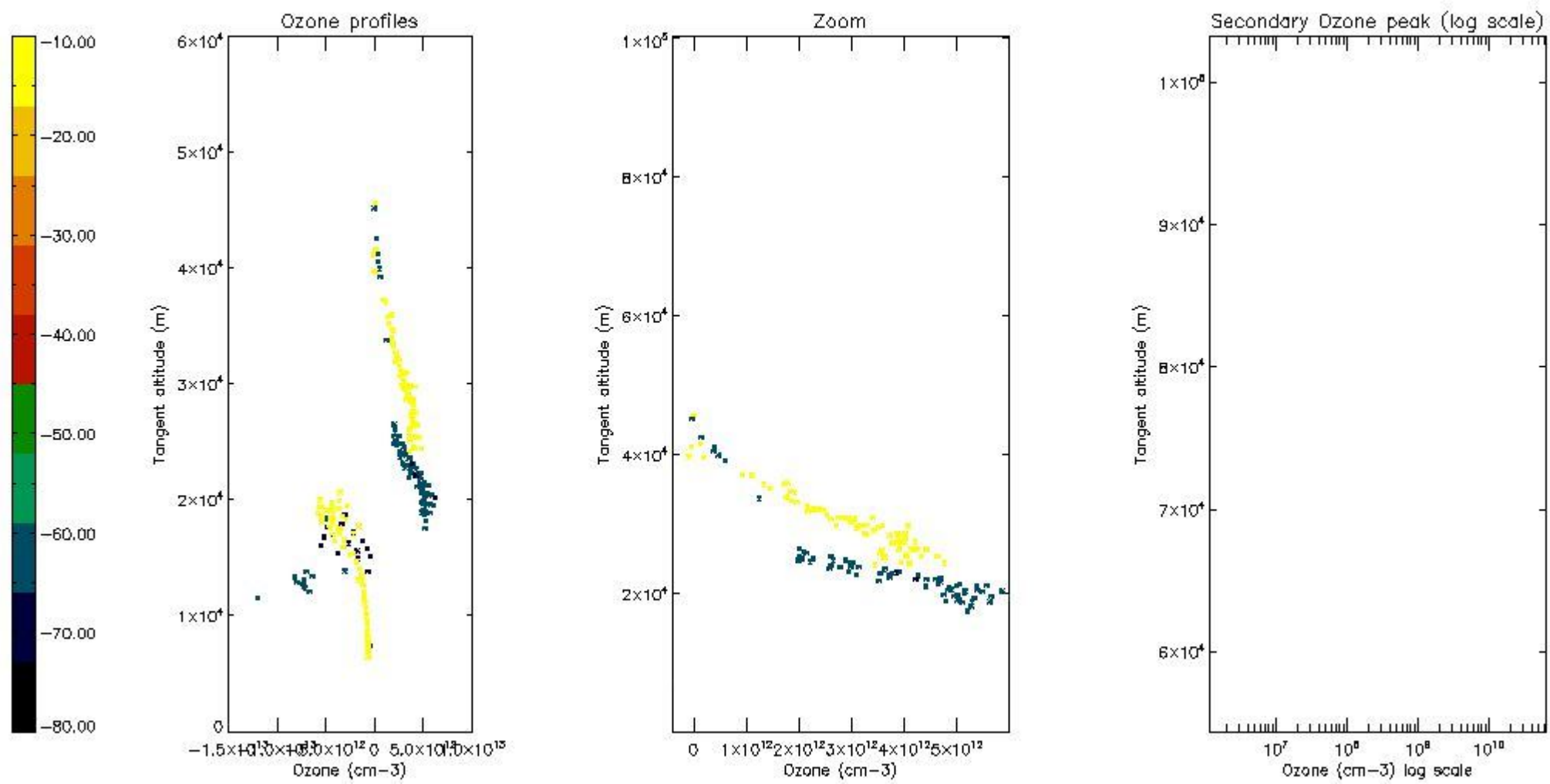
5.3 Plot ozone profiles where STD < 20% (dark without errors)

The colorbar represents the latitude.



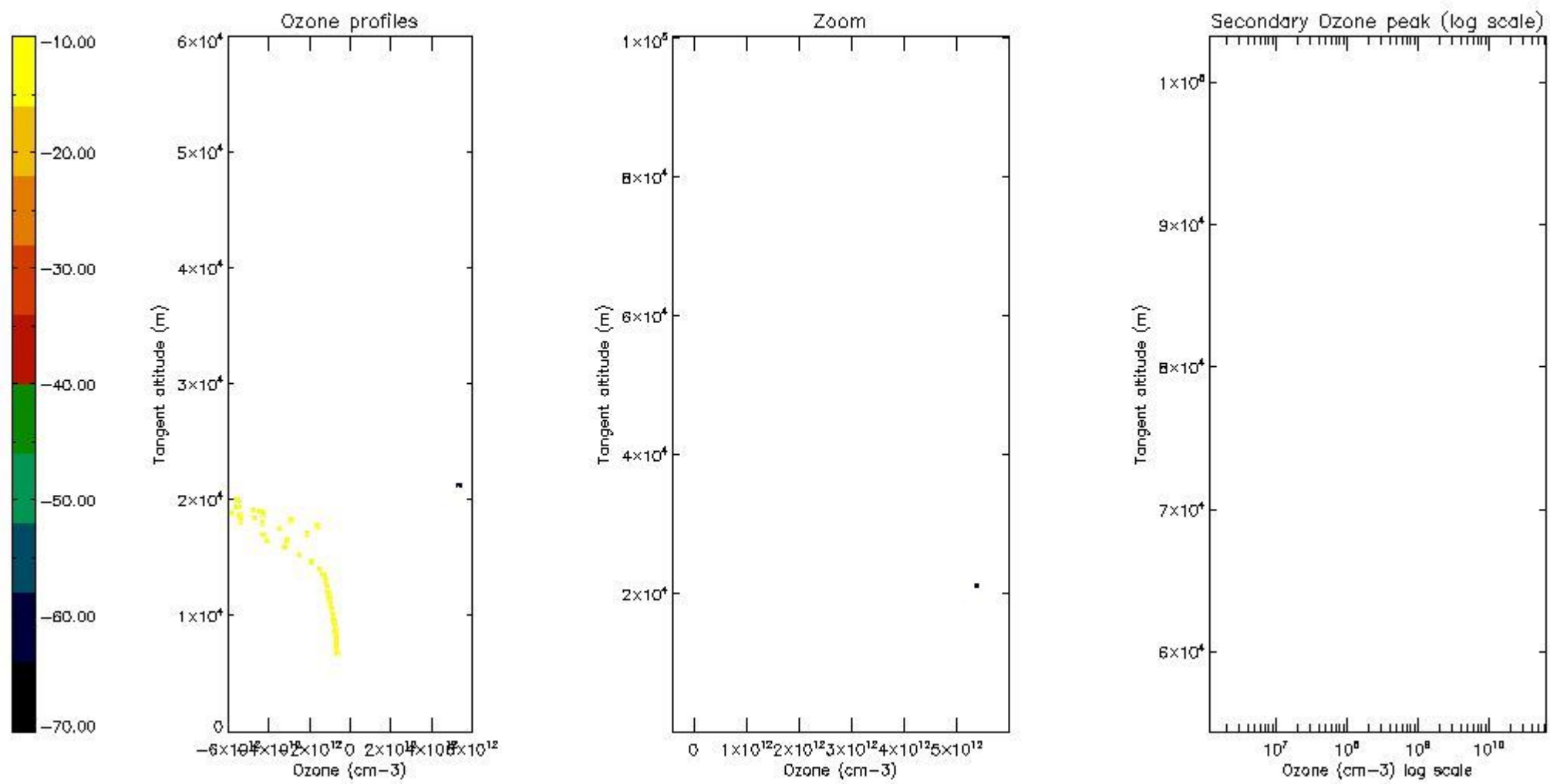
5.4 Plot ozone profiles where $STD < 10\%$ (dark without errors)

The colorbar represents the latitude.



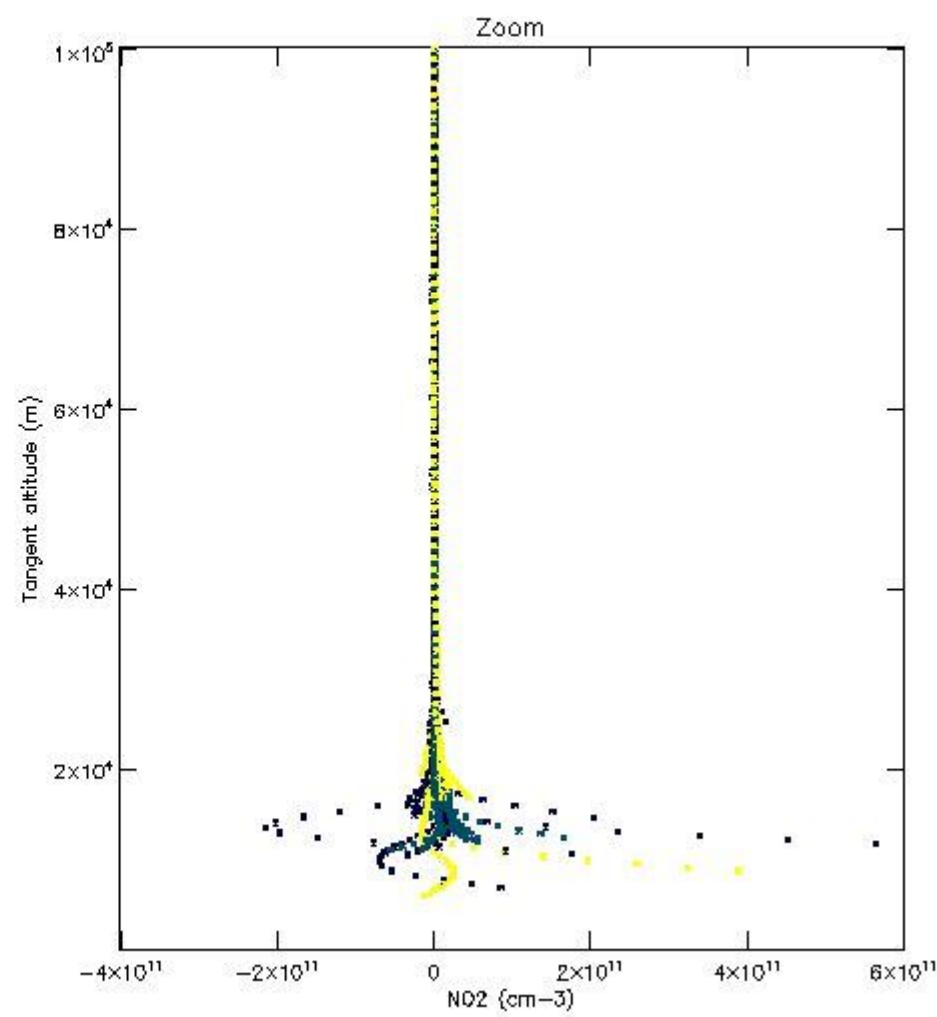
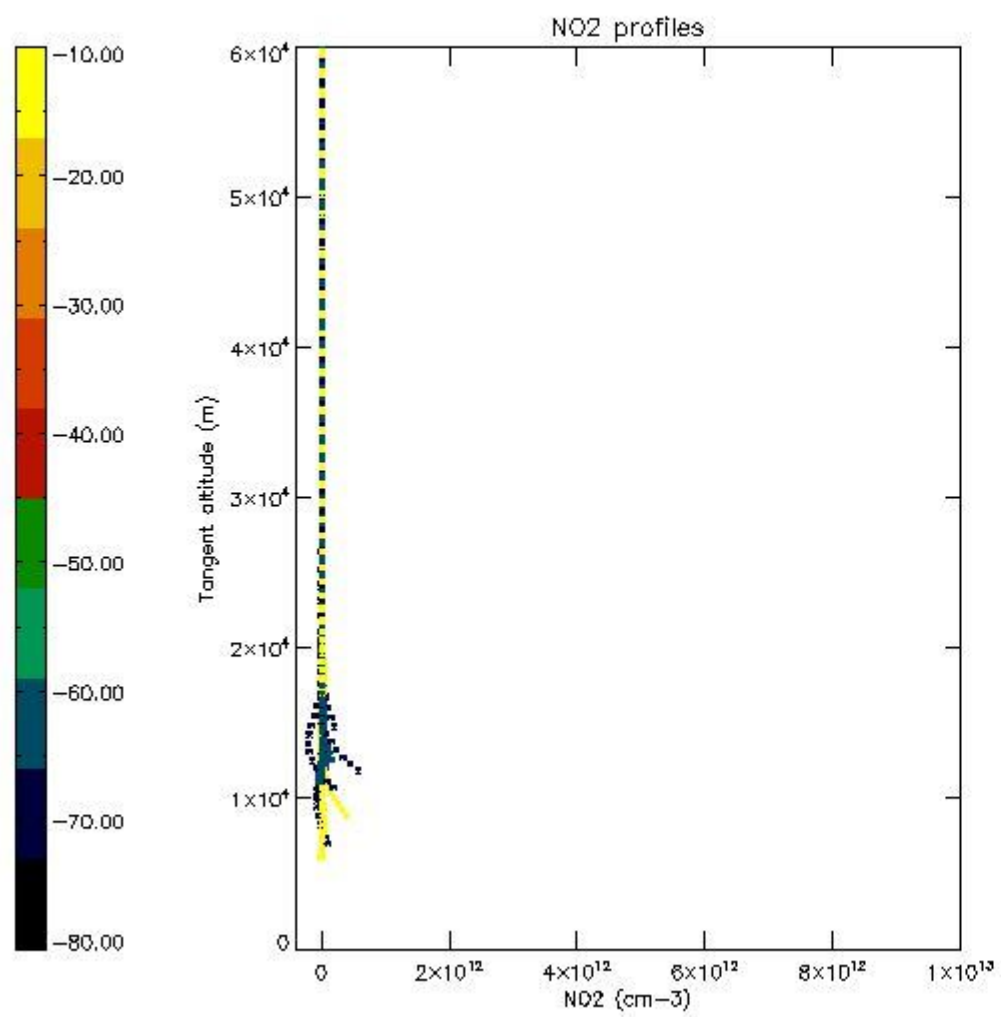
5.5 Plot ozone profiles where STD < 5% (dark without errors)

The colorbar represents the latitude.



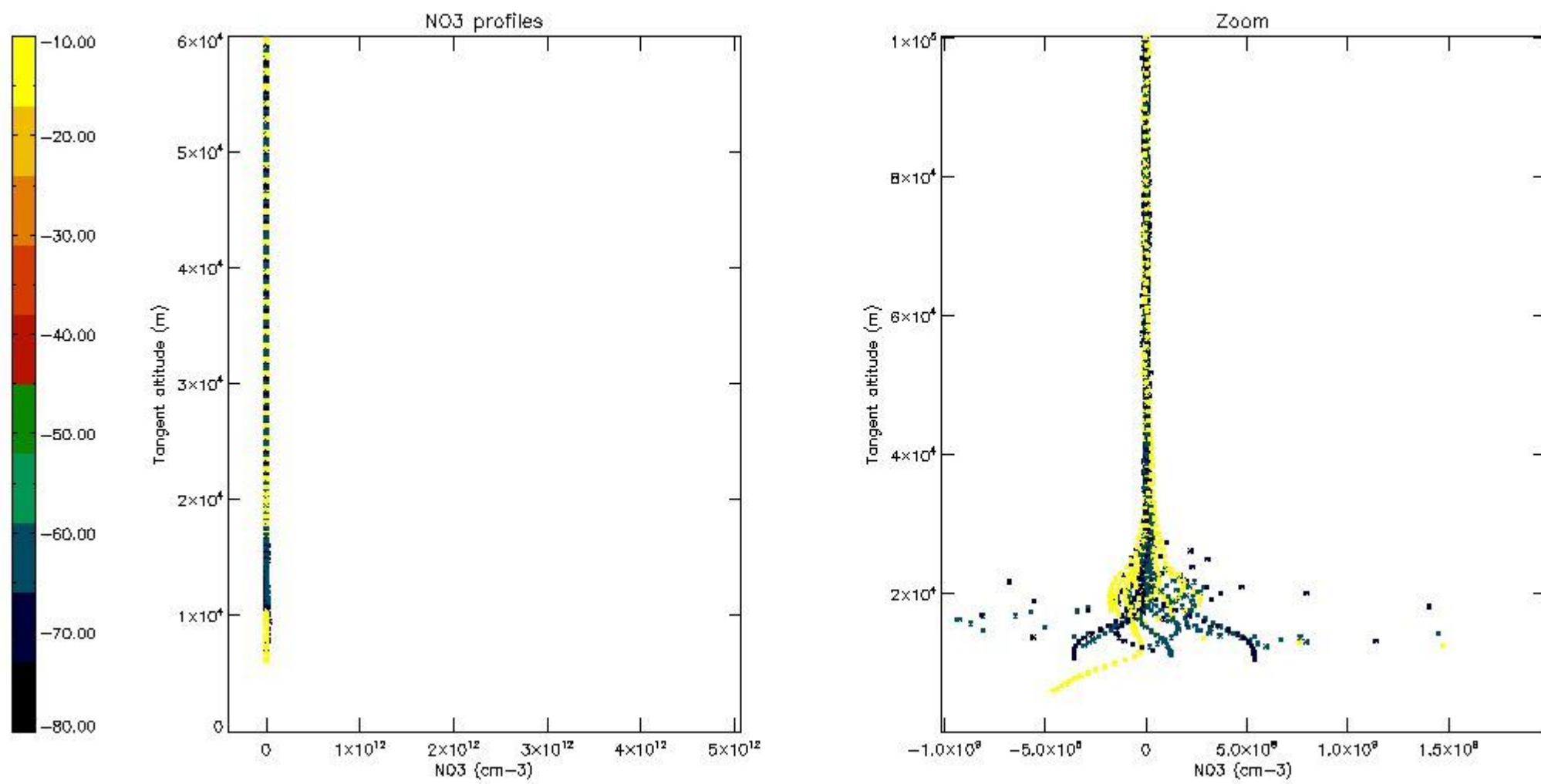
5.6 Plot NO₂ profiles for all STD (dark without errors)

The colorbar represents the latitude.



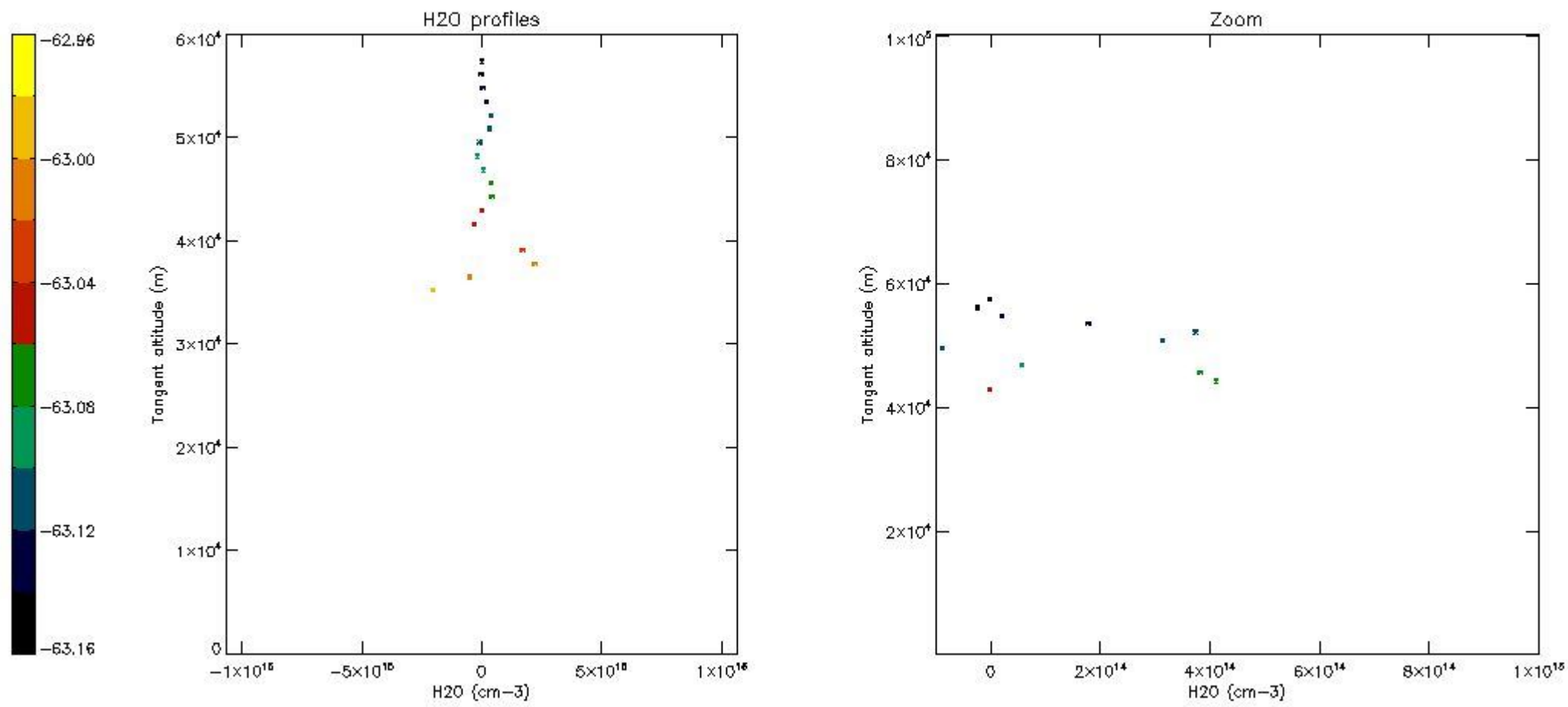
5.7 Plot NO3 profiles for all STD (dark without errors)

The colorbar represents the latitude.



5.8 Plot H₂O profiles for all STD (only for occultations of stars 1,2,3,4,13,14,16,26,63 dark without errors)

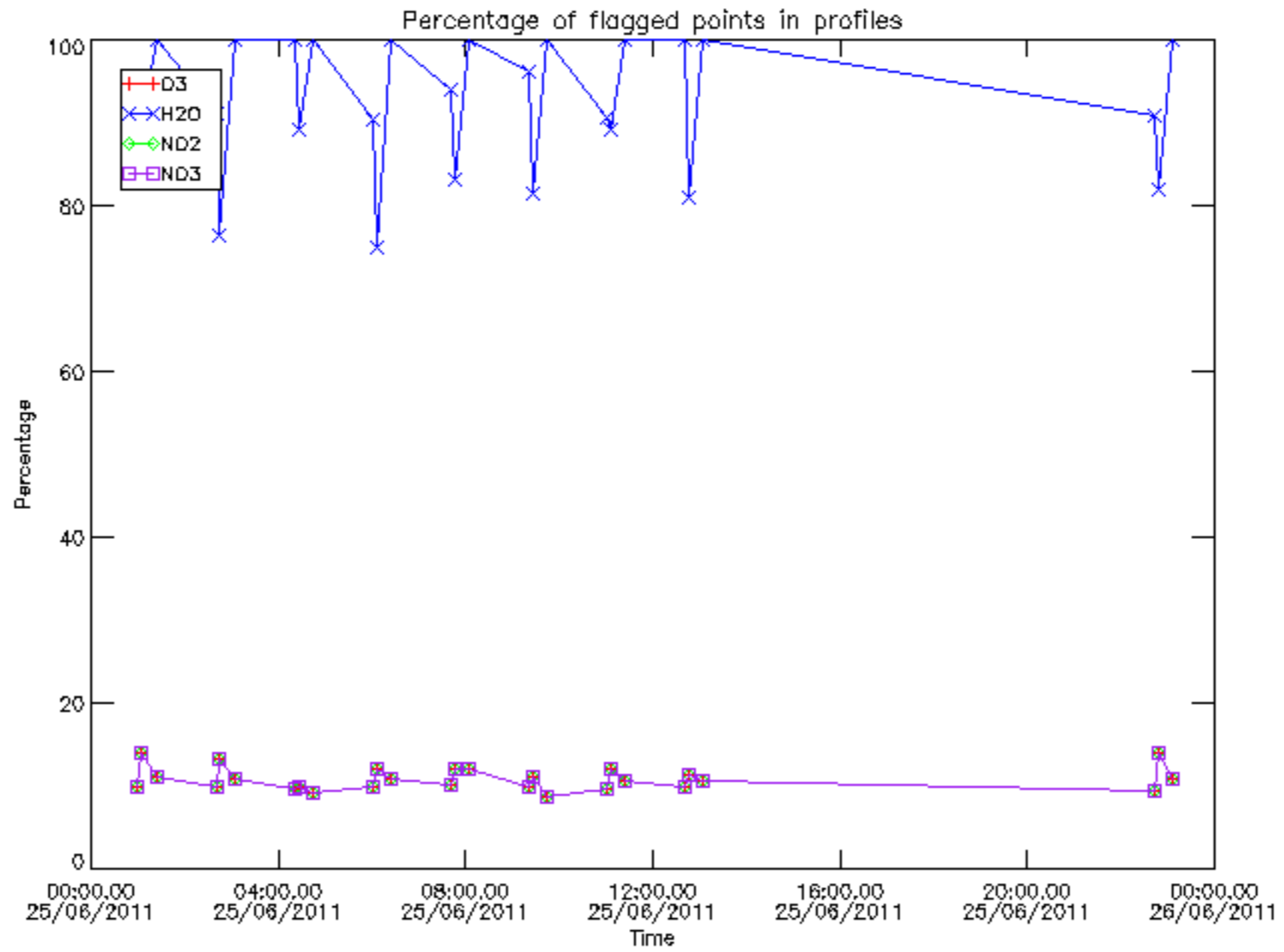
The colorbar represents the latitude.



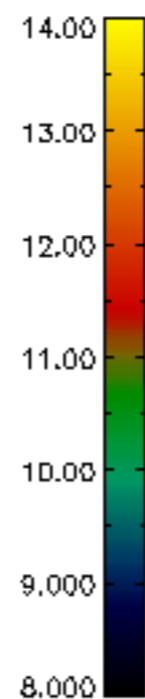
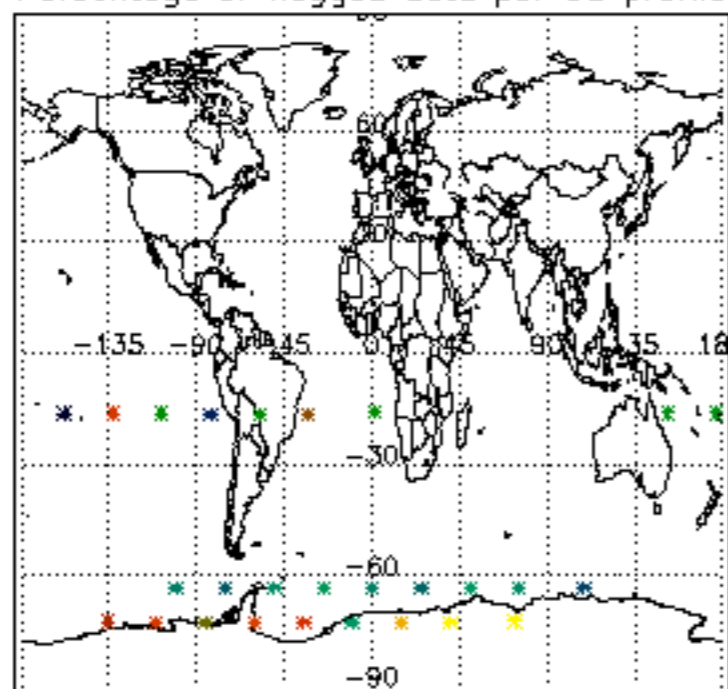
6. Auxiliary Data Files used for the production reported in section 2

The number reported in the third column indicates since which file (see list in section 2) the corresponding auxiliary file has been used. The fourth column is the date of those product files.

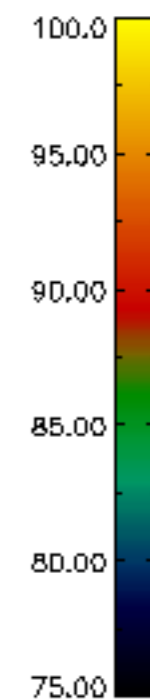
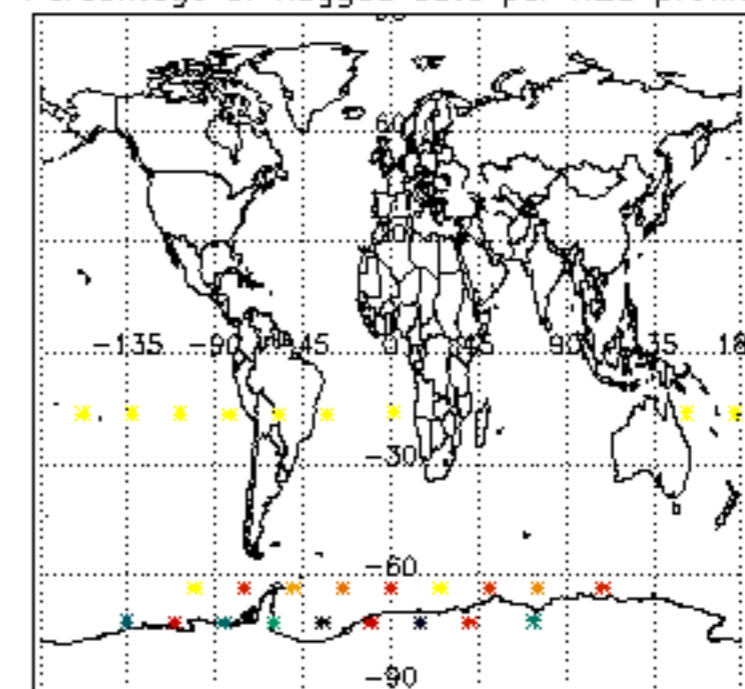
Type	Auxiliary Filename	Used since product	Used since product date
INST_PHYS_CHARACTERISTICS	GOM_INS_AXVIEC20091111_143220_20030716_120000_20500101_000000	1	25-JUN-2011 00:03:32
LEVEL-2_PROC_CONFIG	GOM_PR2_AXVIEC20091111_152718_20020301_000000_20500101_000000	1	25-JUN-2011 00:03:32
CROSS_SECTIONS_FILE	GOM_CRS_AXVIEC20091111_154832_20020301_000000_20500101_000000	1	25-JUN-2011 00:03:32



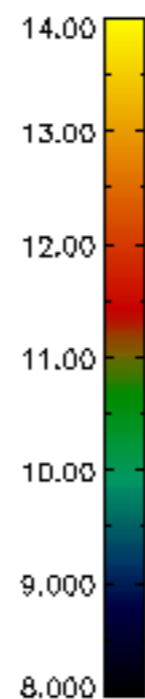
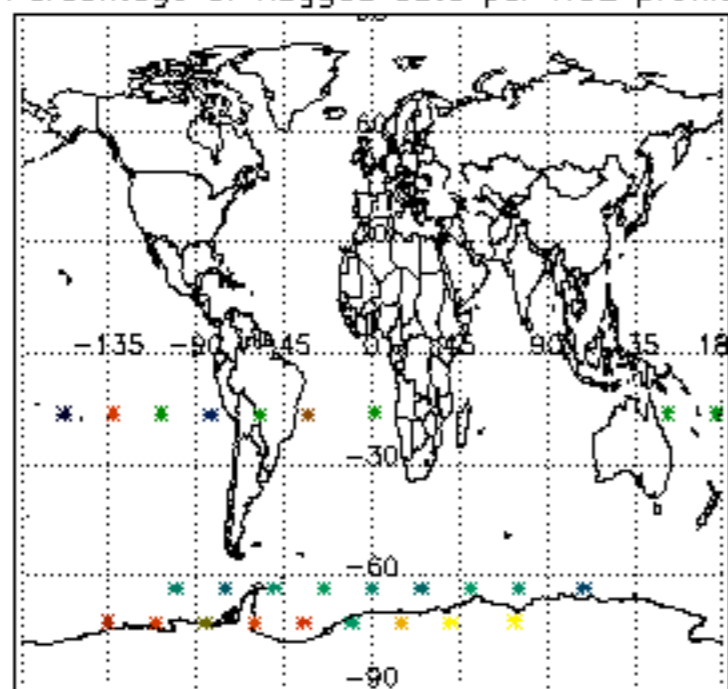
Percentage of flagged data per D3 profile



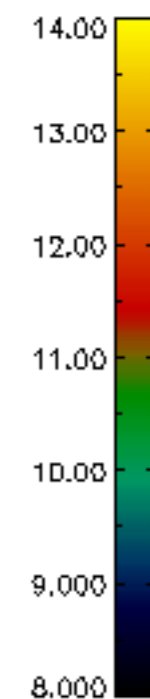
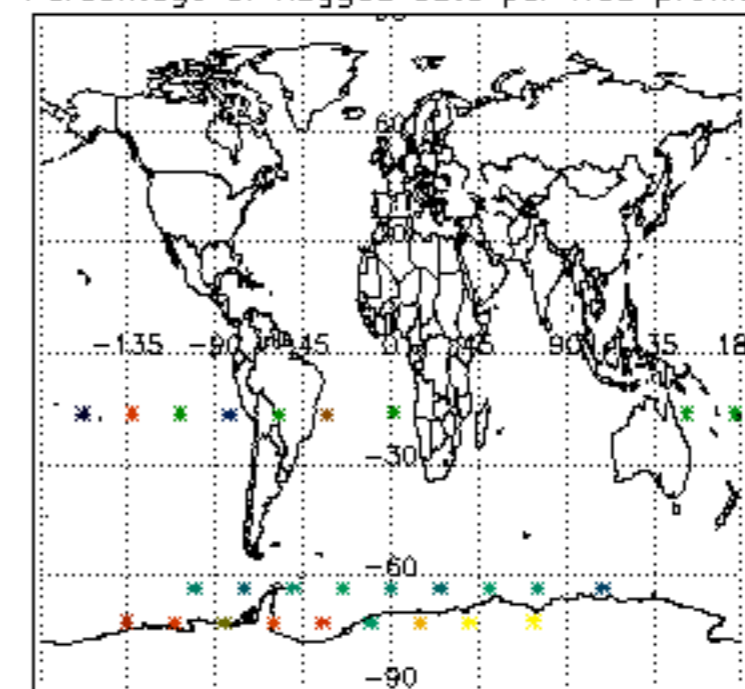
Percentage of flagged data per H2O profile

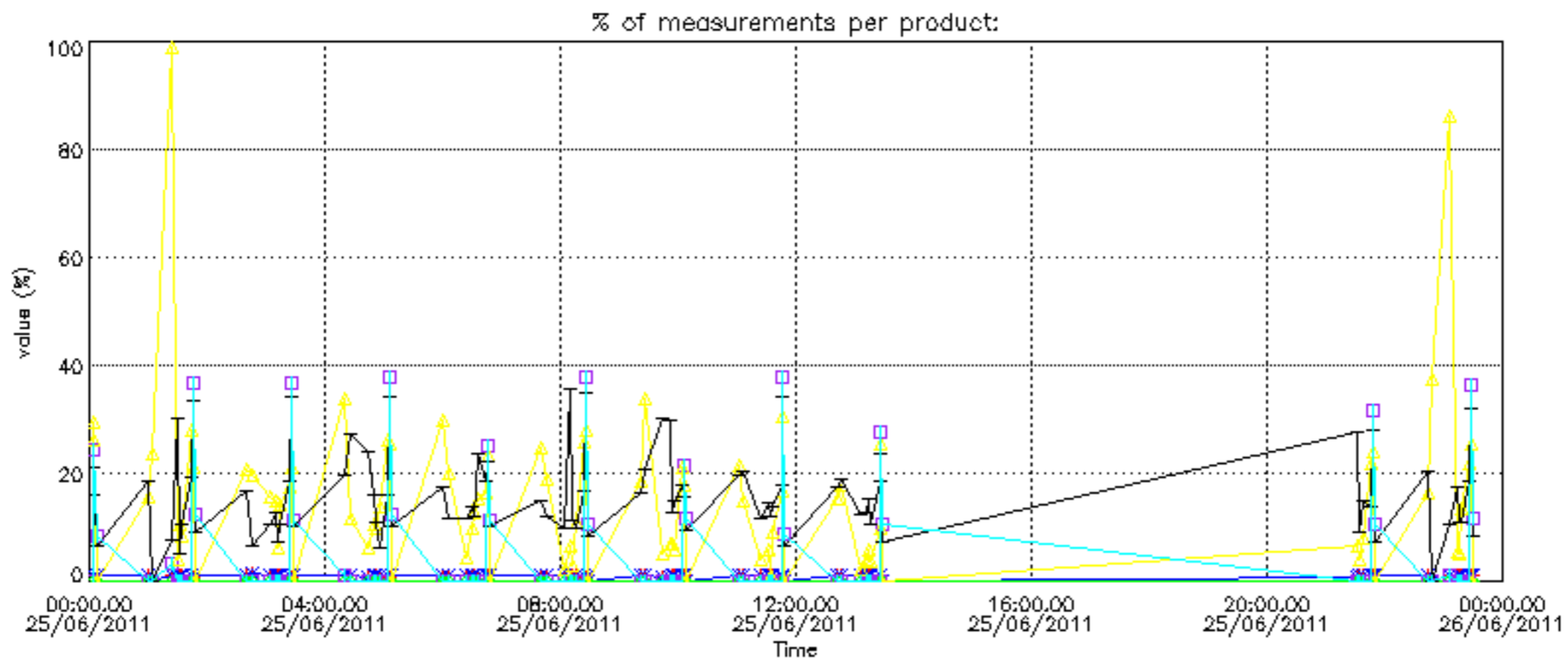
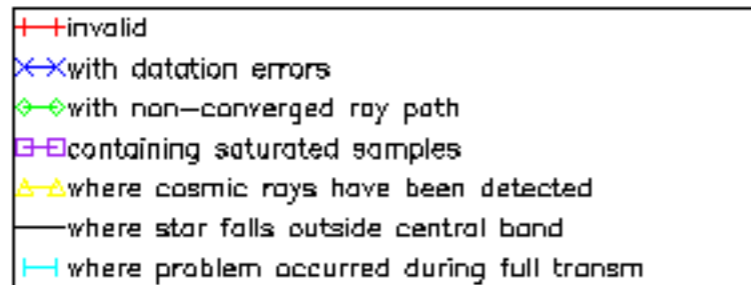


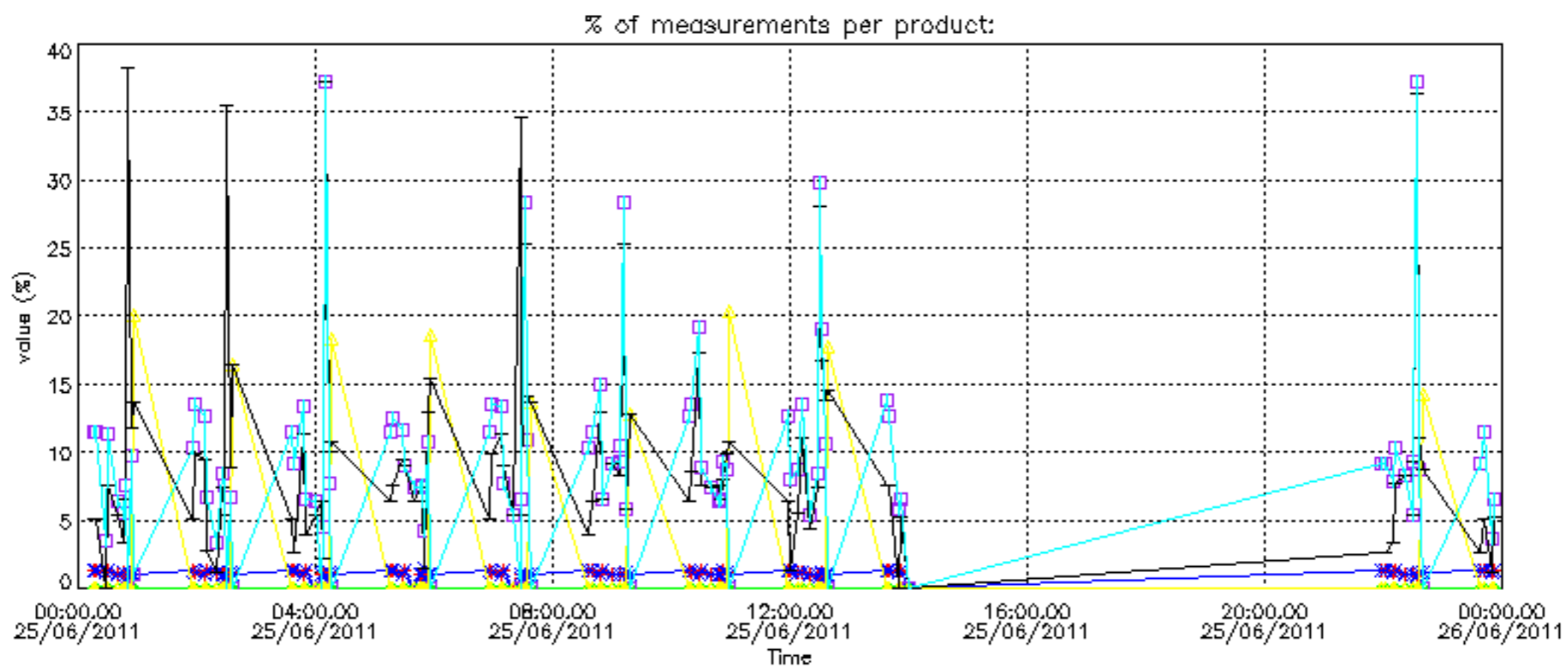
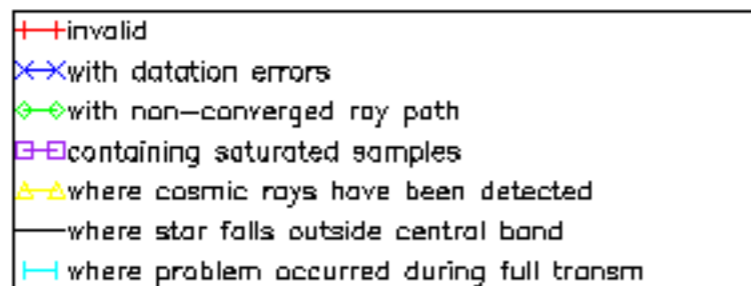
Percentage of flagged data per NO2 profile



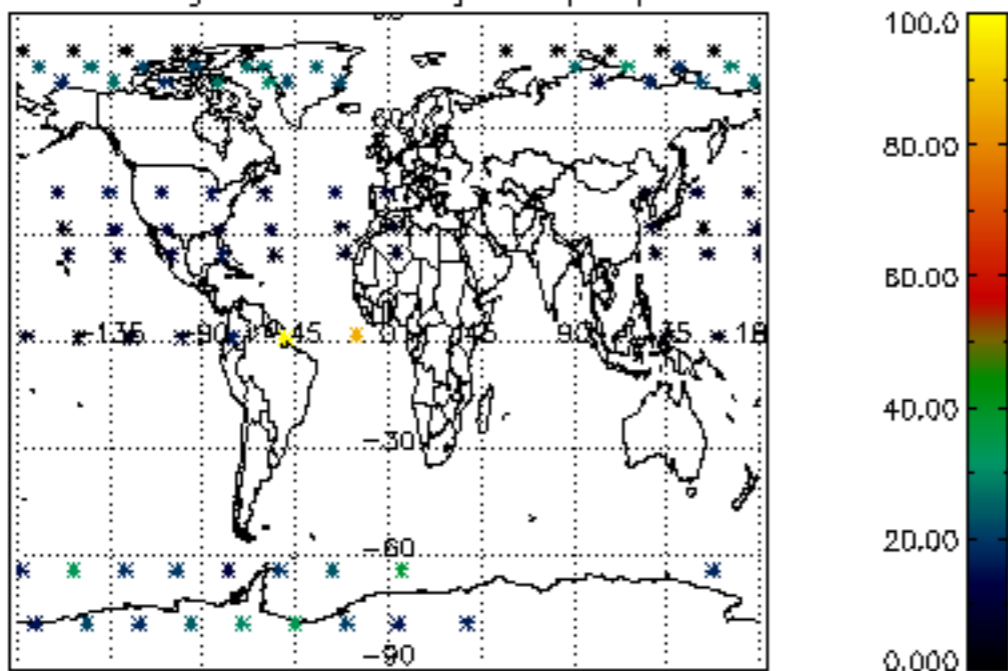
Percentage of flagged data per NO3 profile



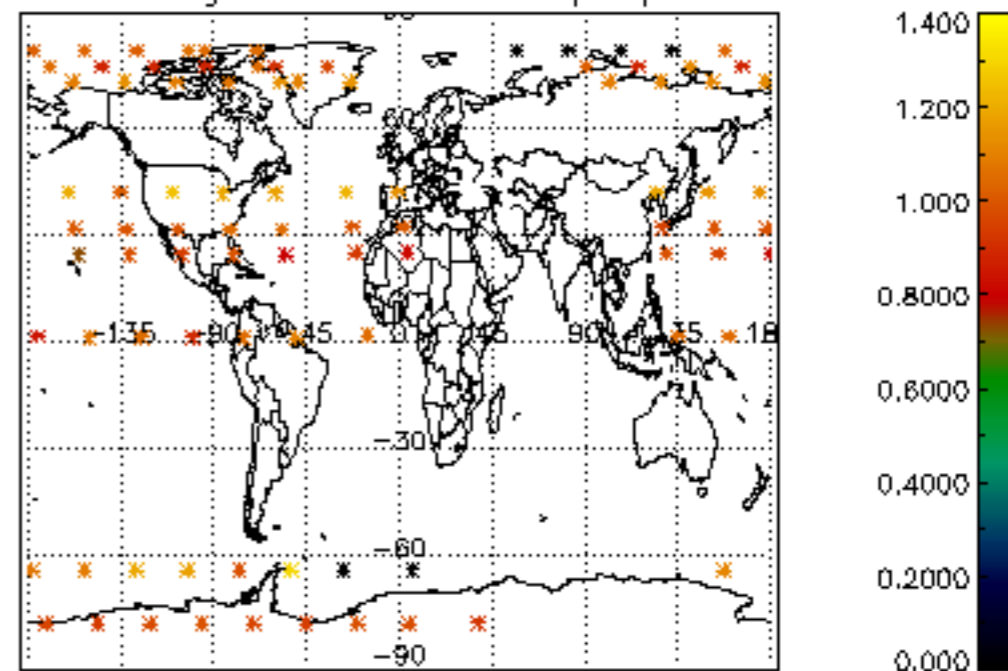




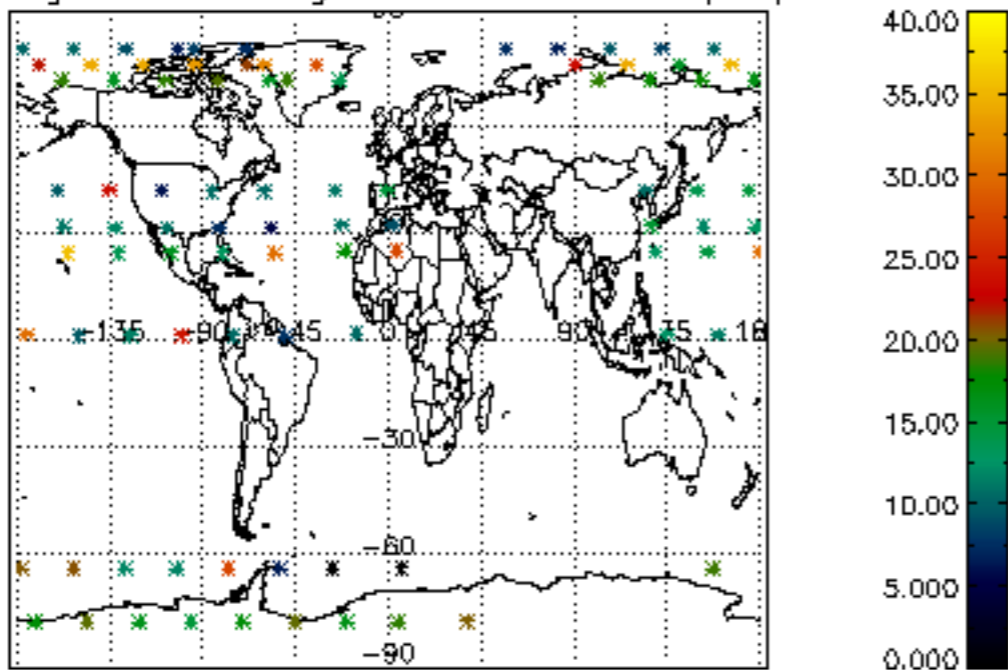
Percentage of cosmic ray hits per profile



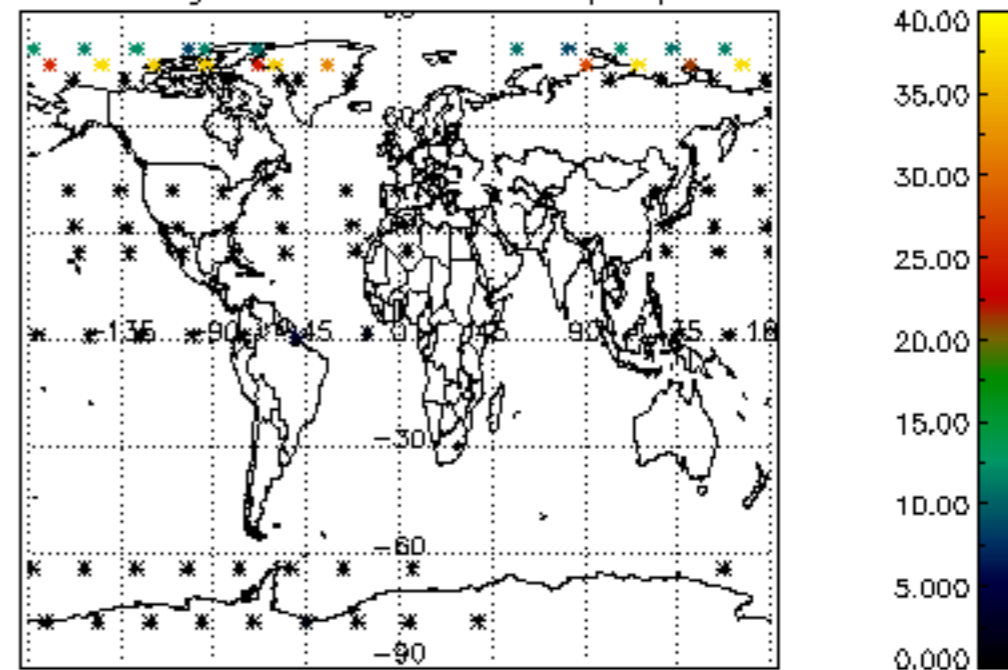
Percentage of datation errors per profile



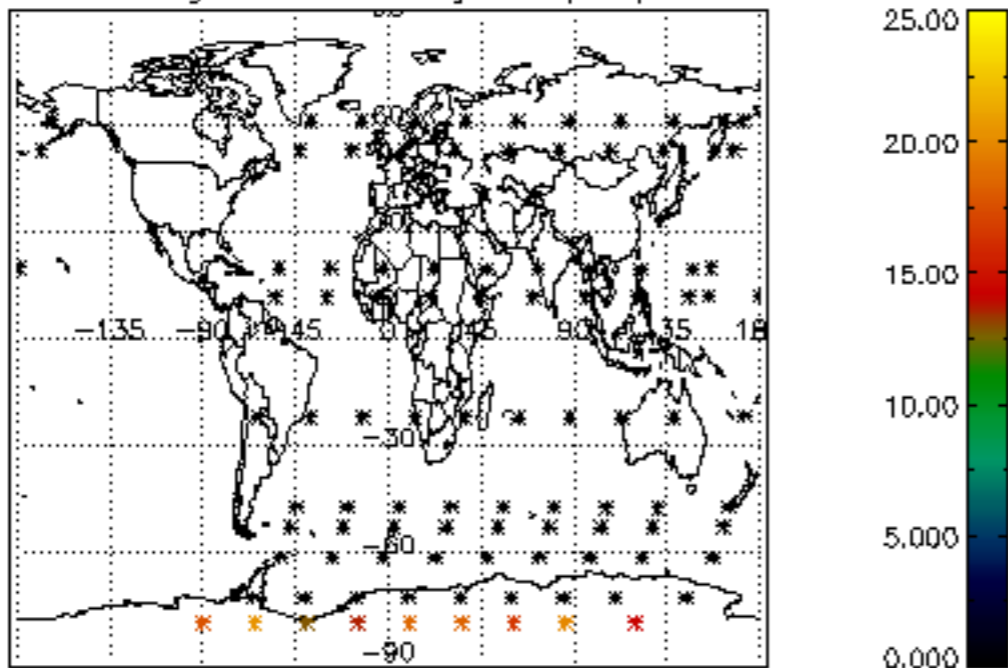
Percentage of star falling outside central band per profile



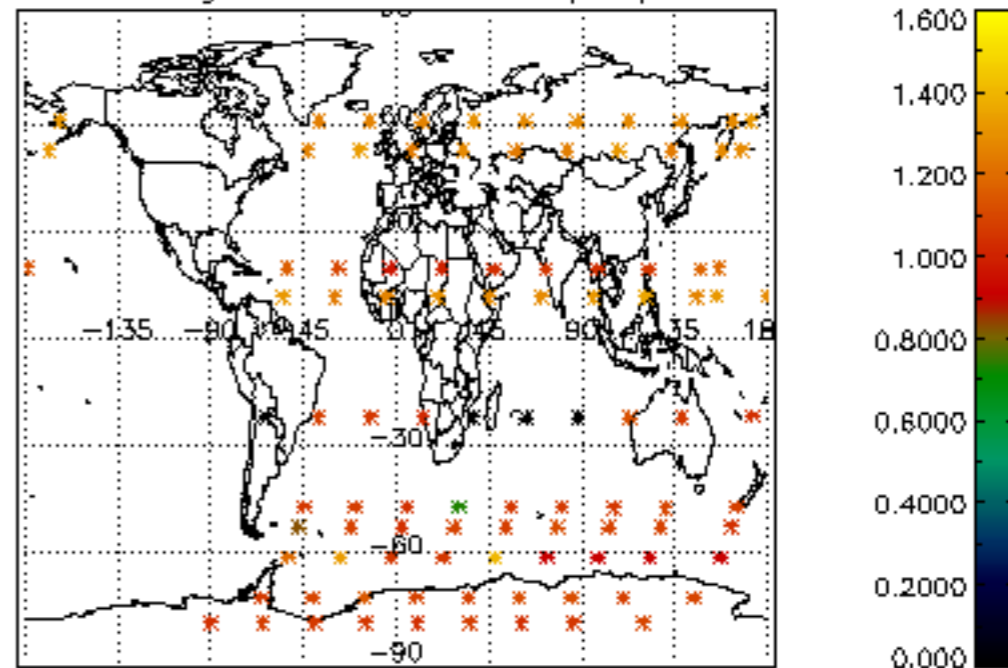
Percentage of saturation errors per profile



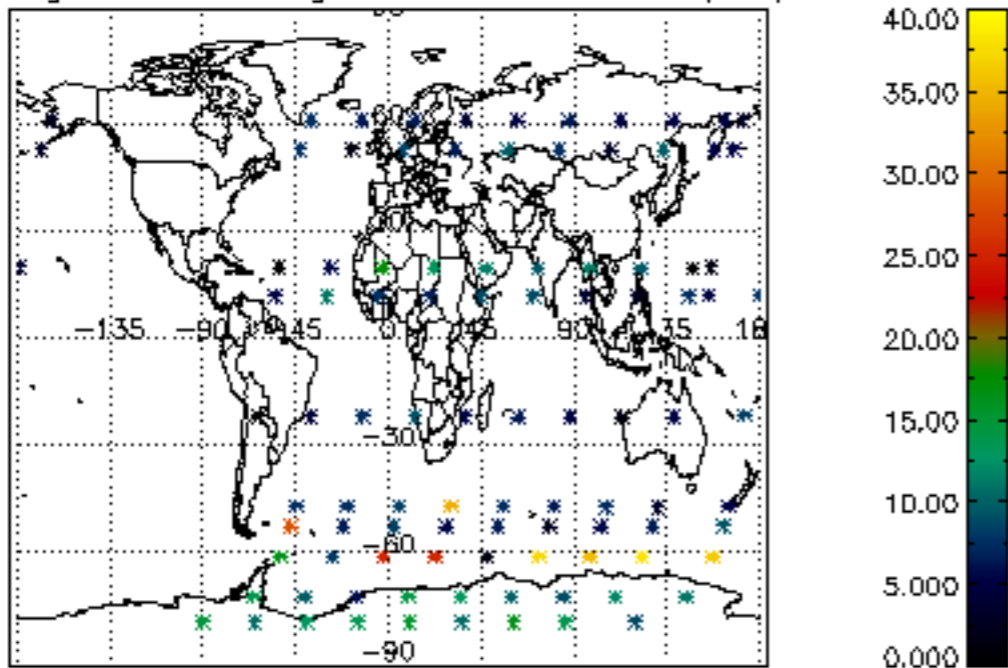
Percentage of cosmic ray hits per profile



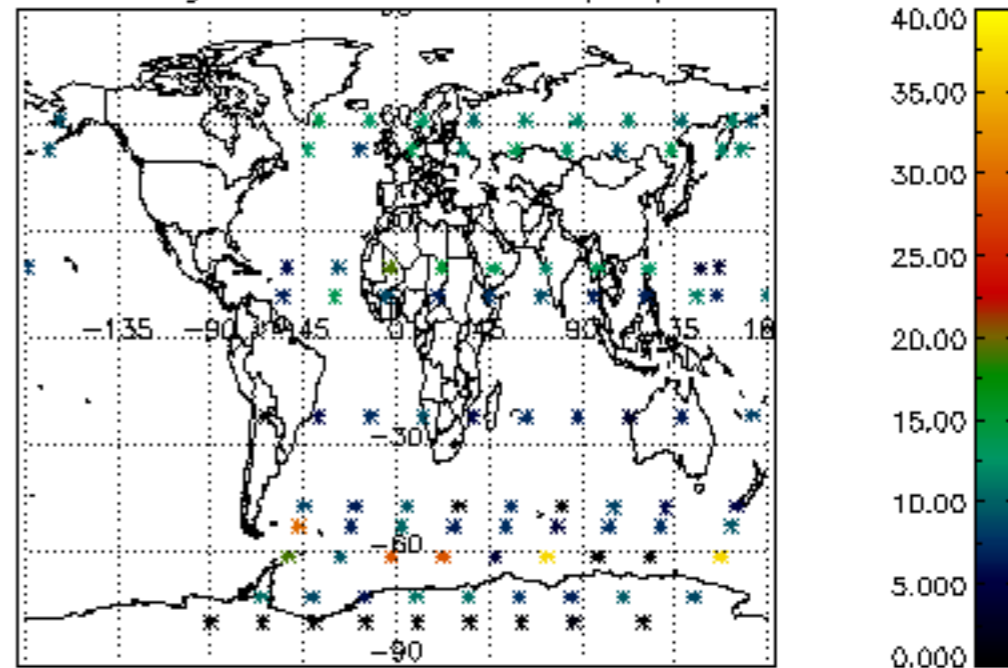
Percentage of datation errors per profile

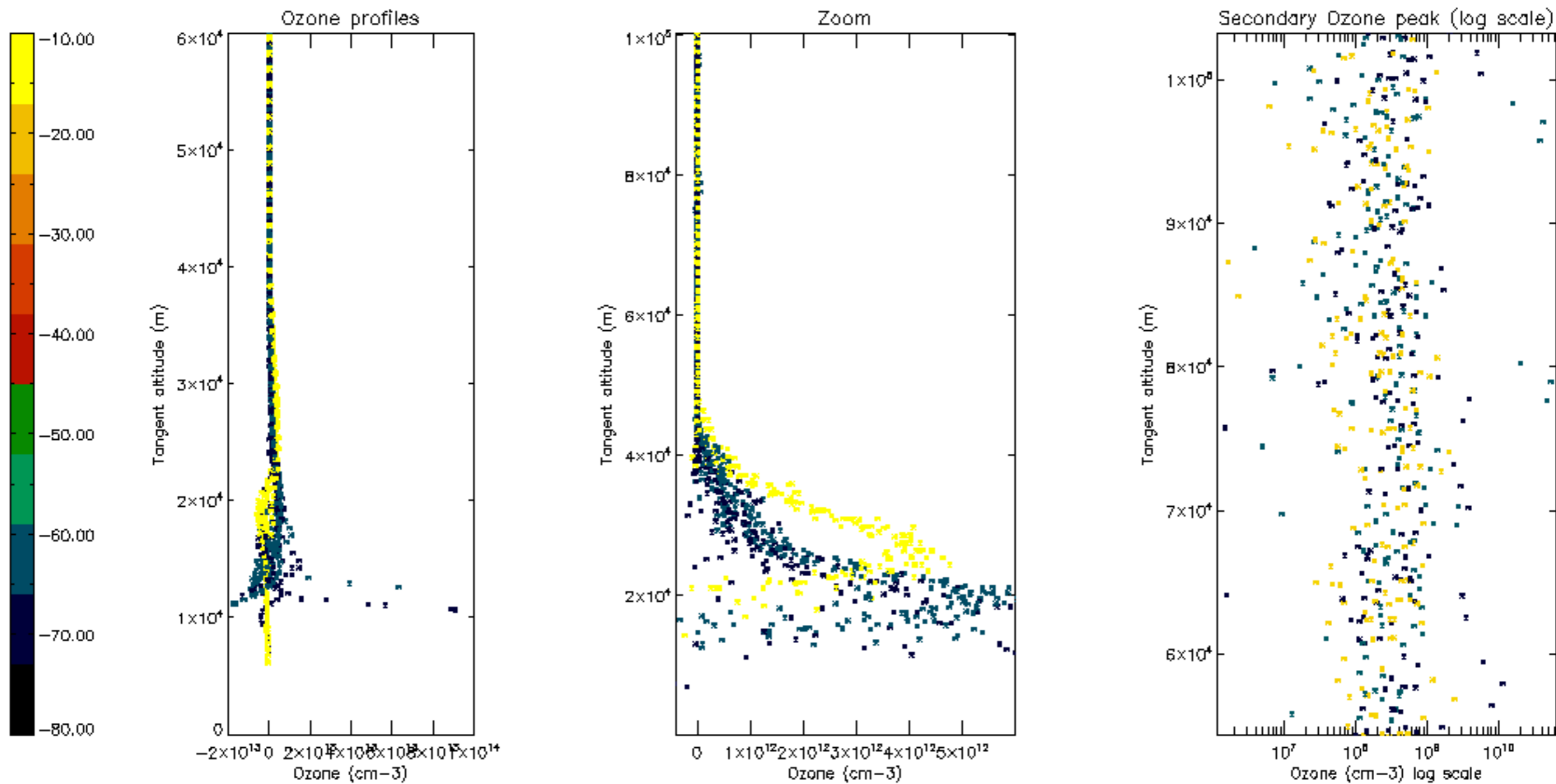


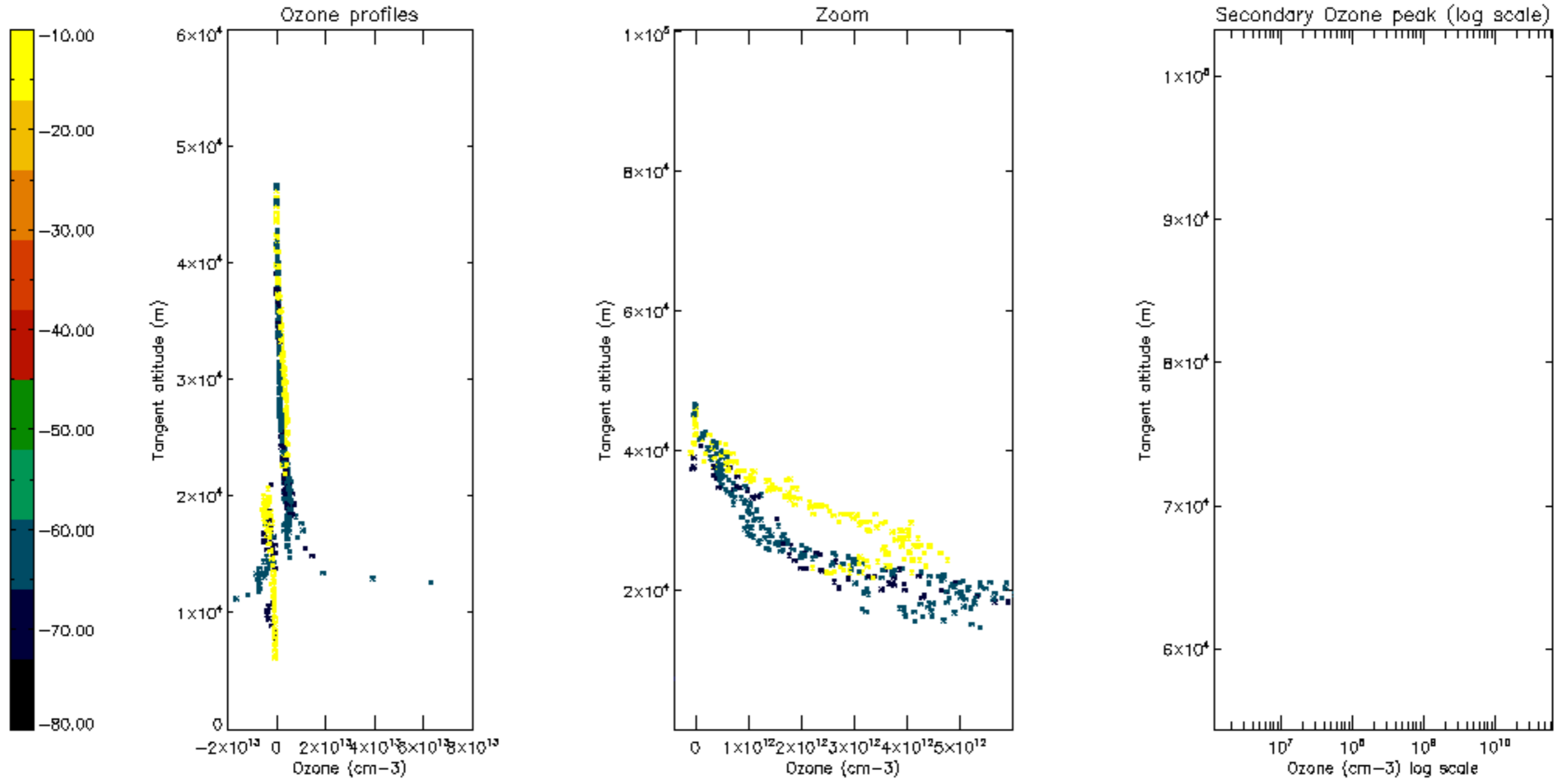
Percentage of star falling outside central band per profile

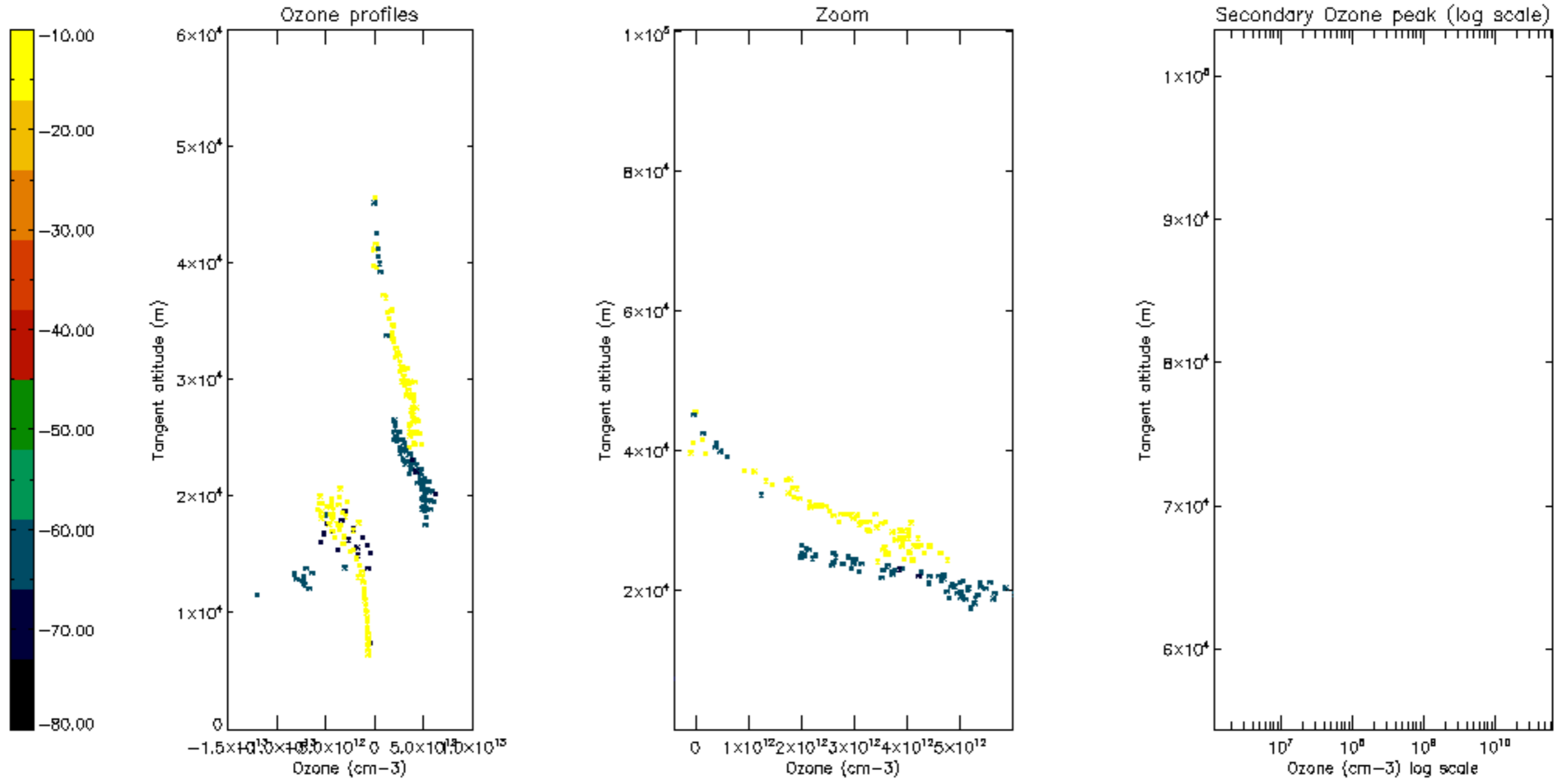



Percentage of saturation errors per profile

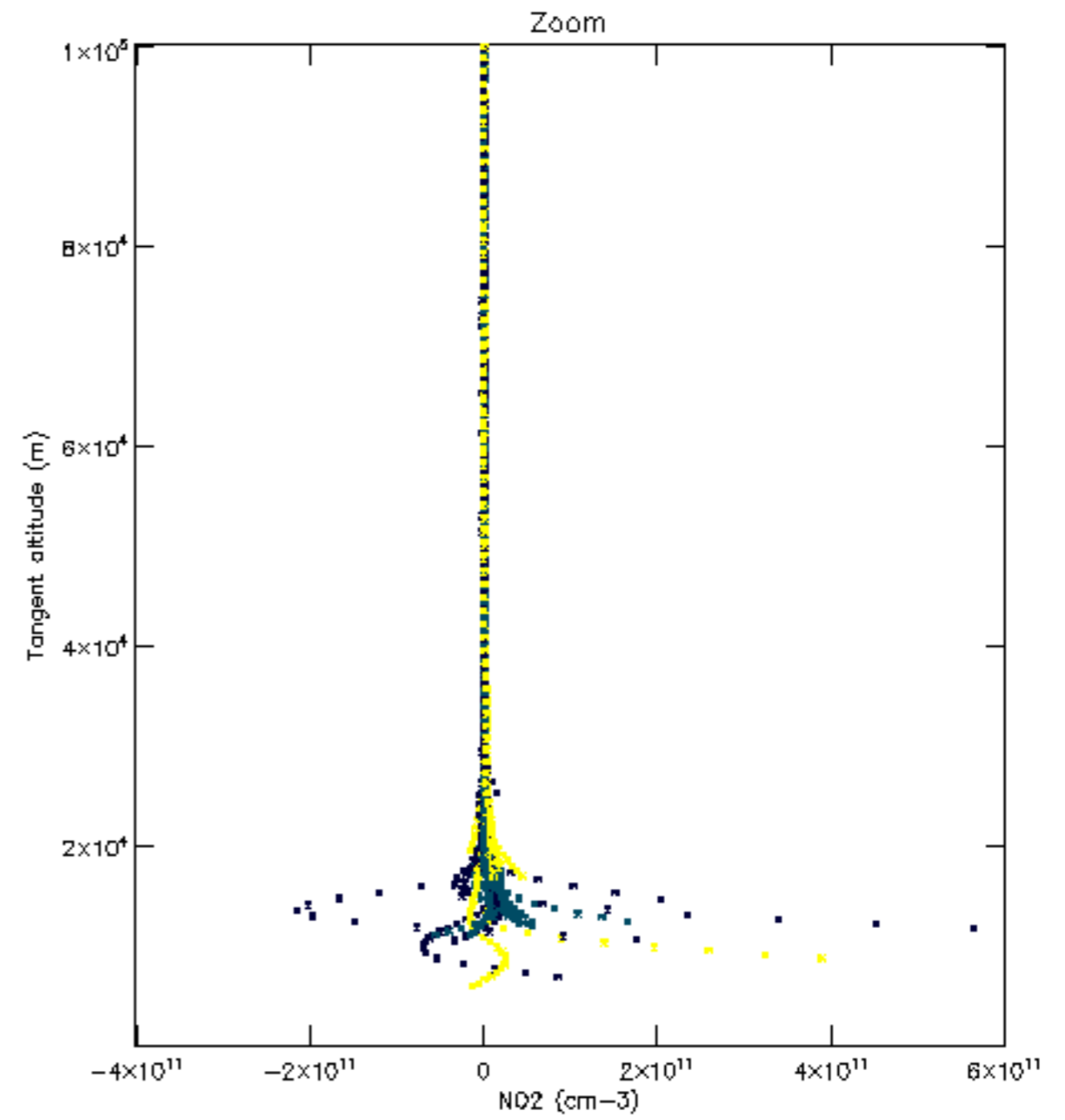
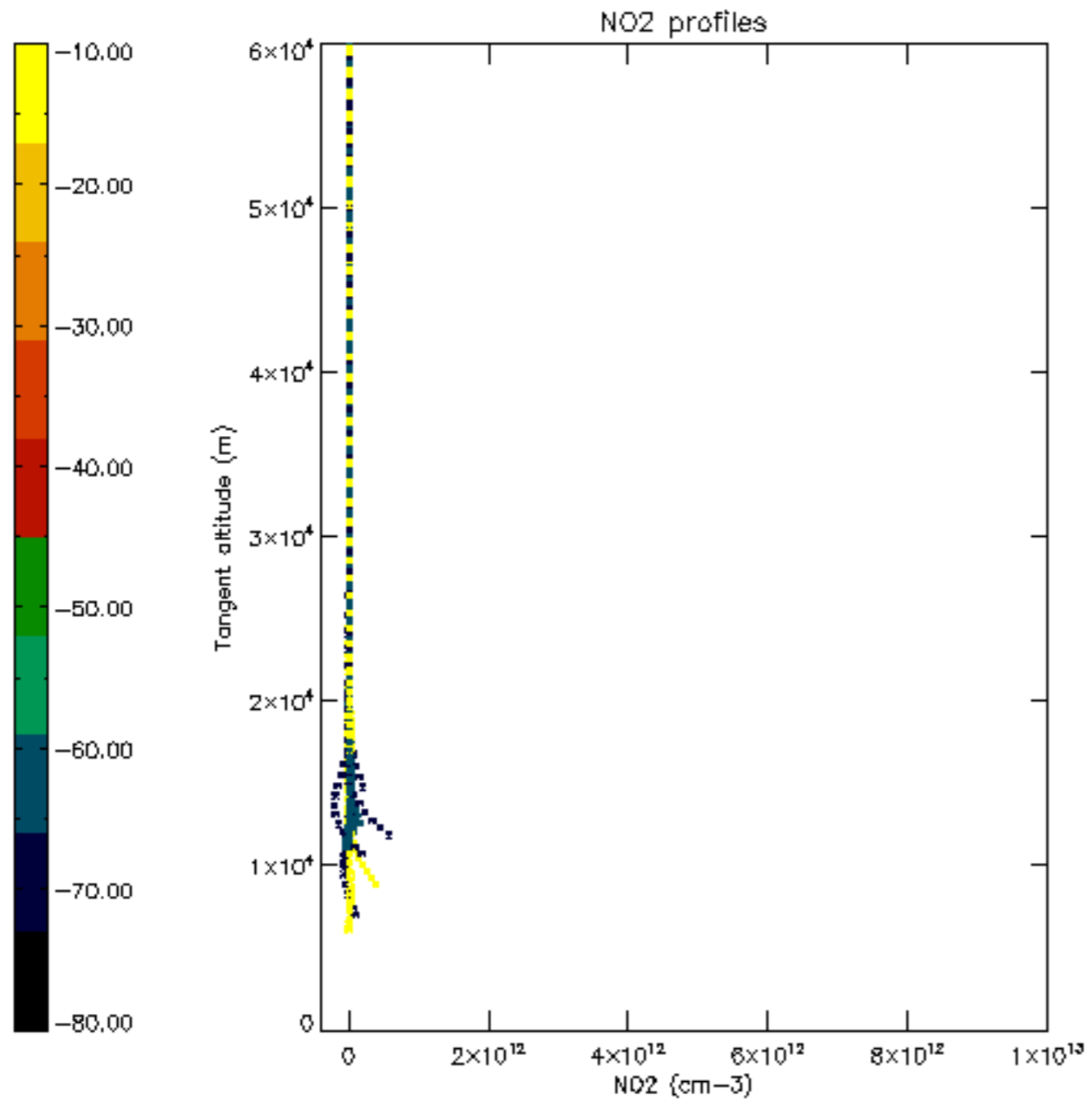


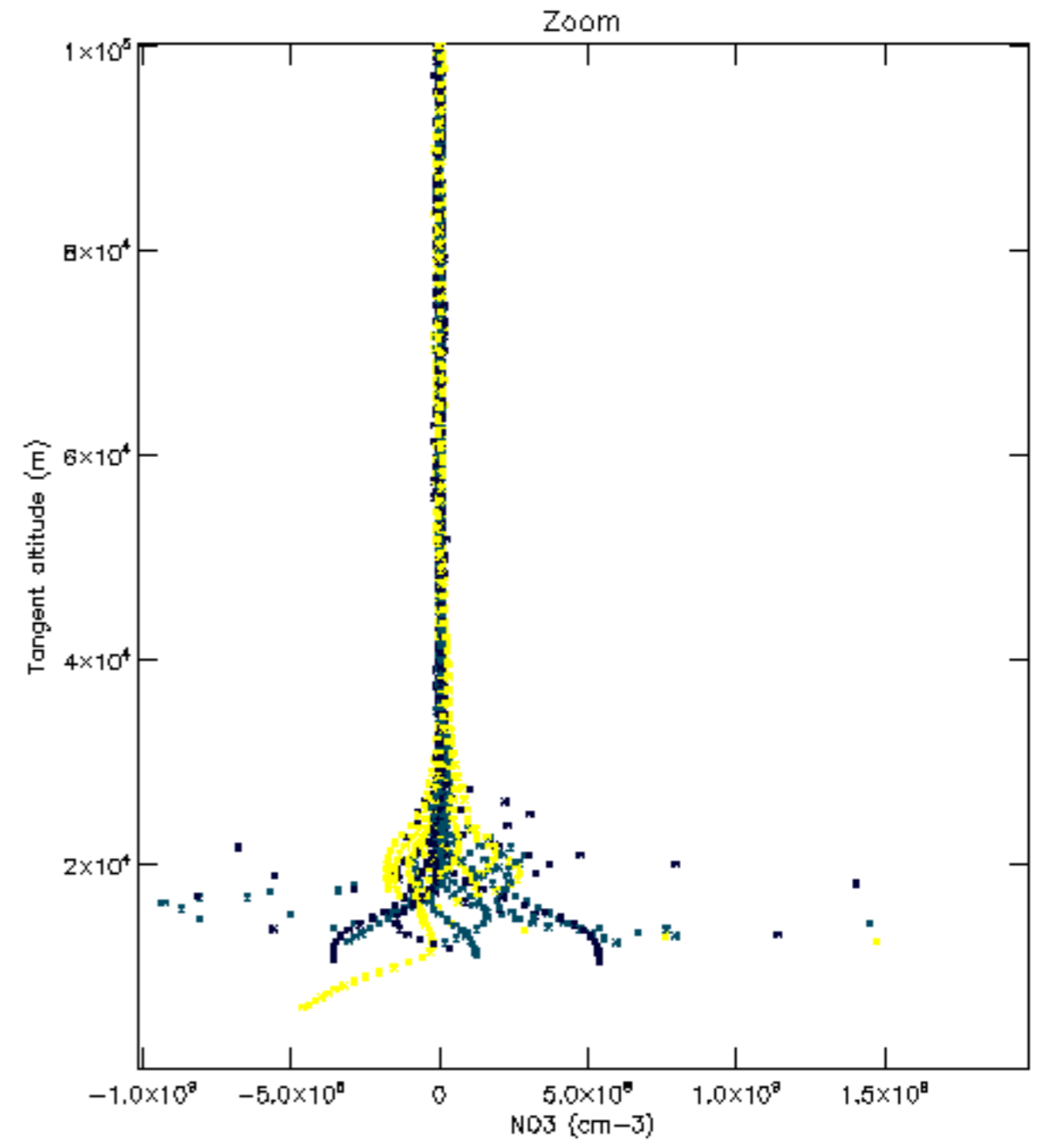
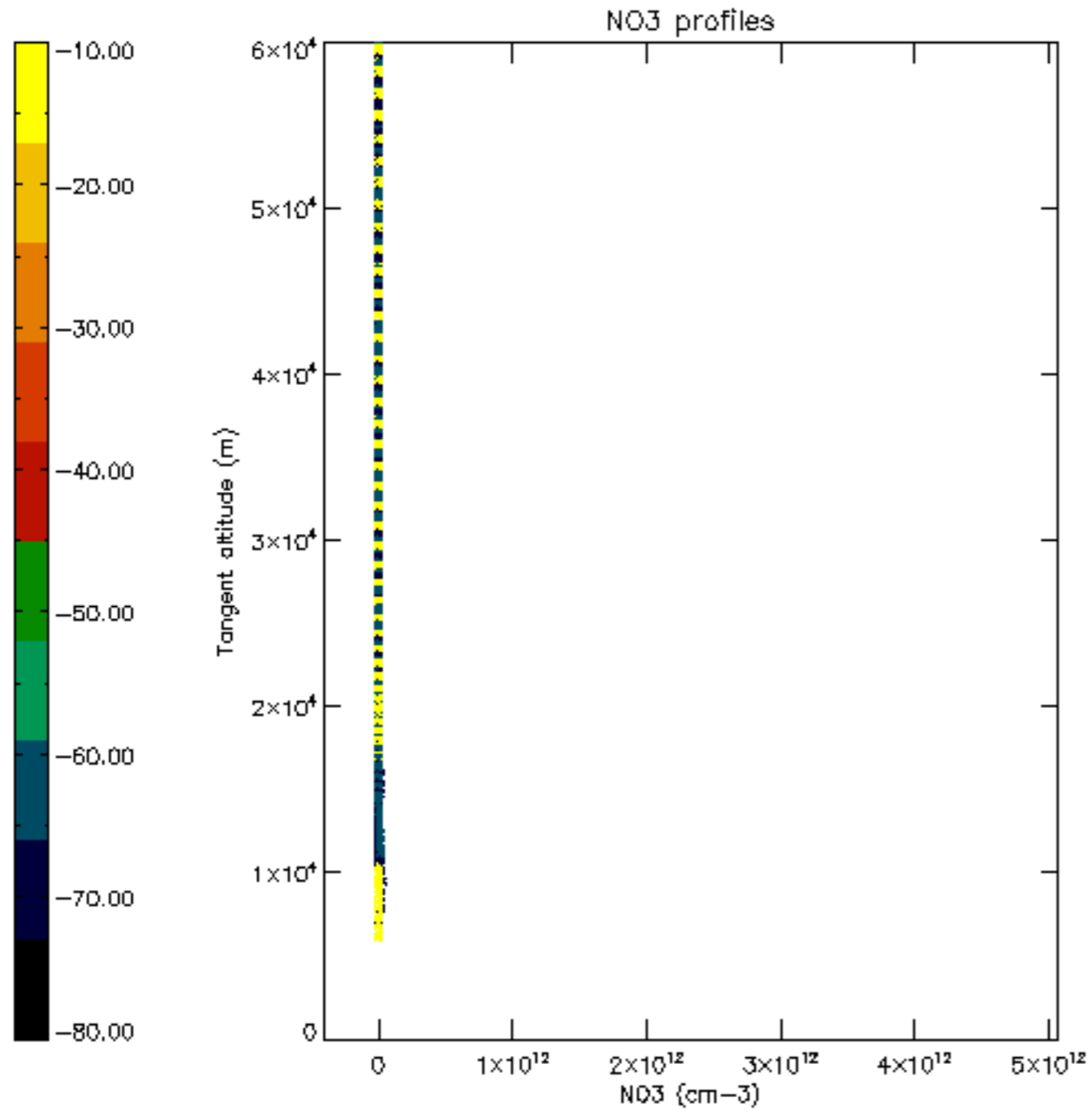


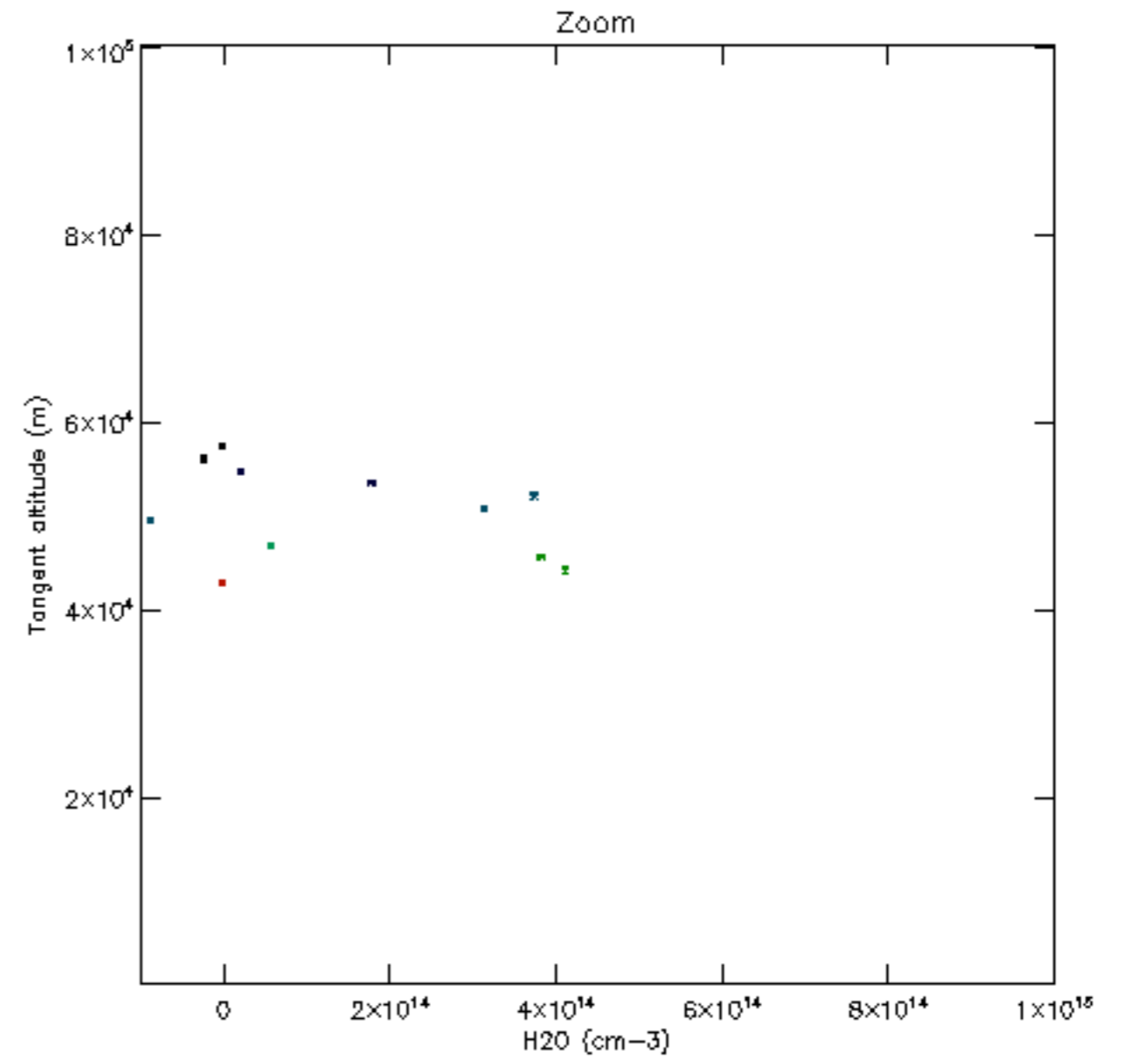
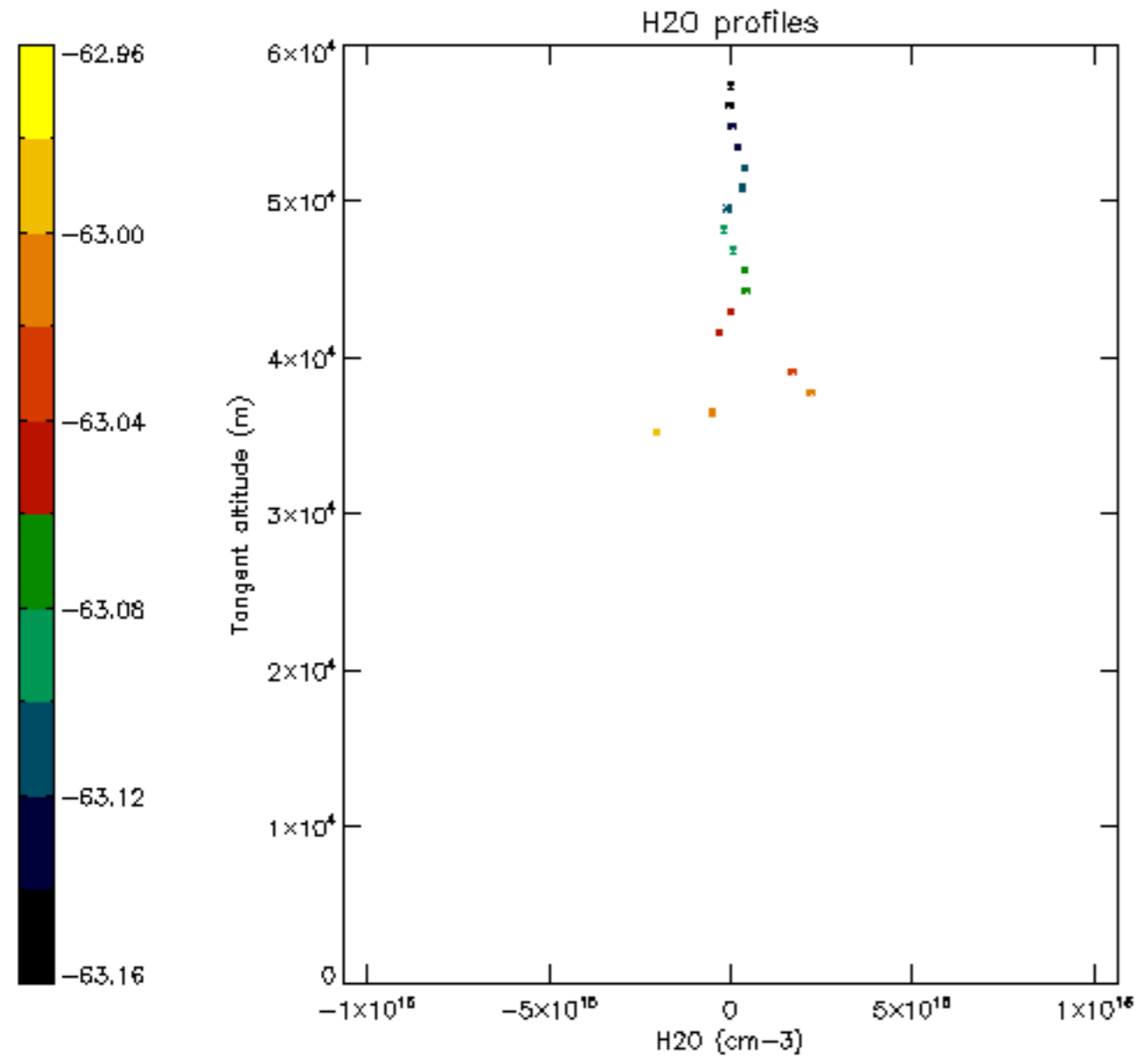


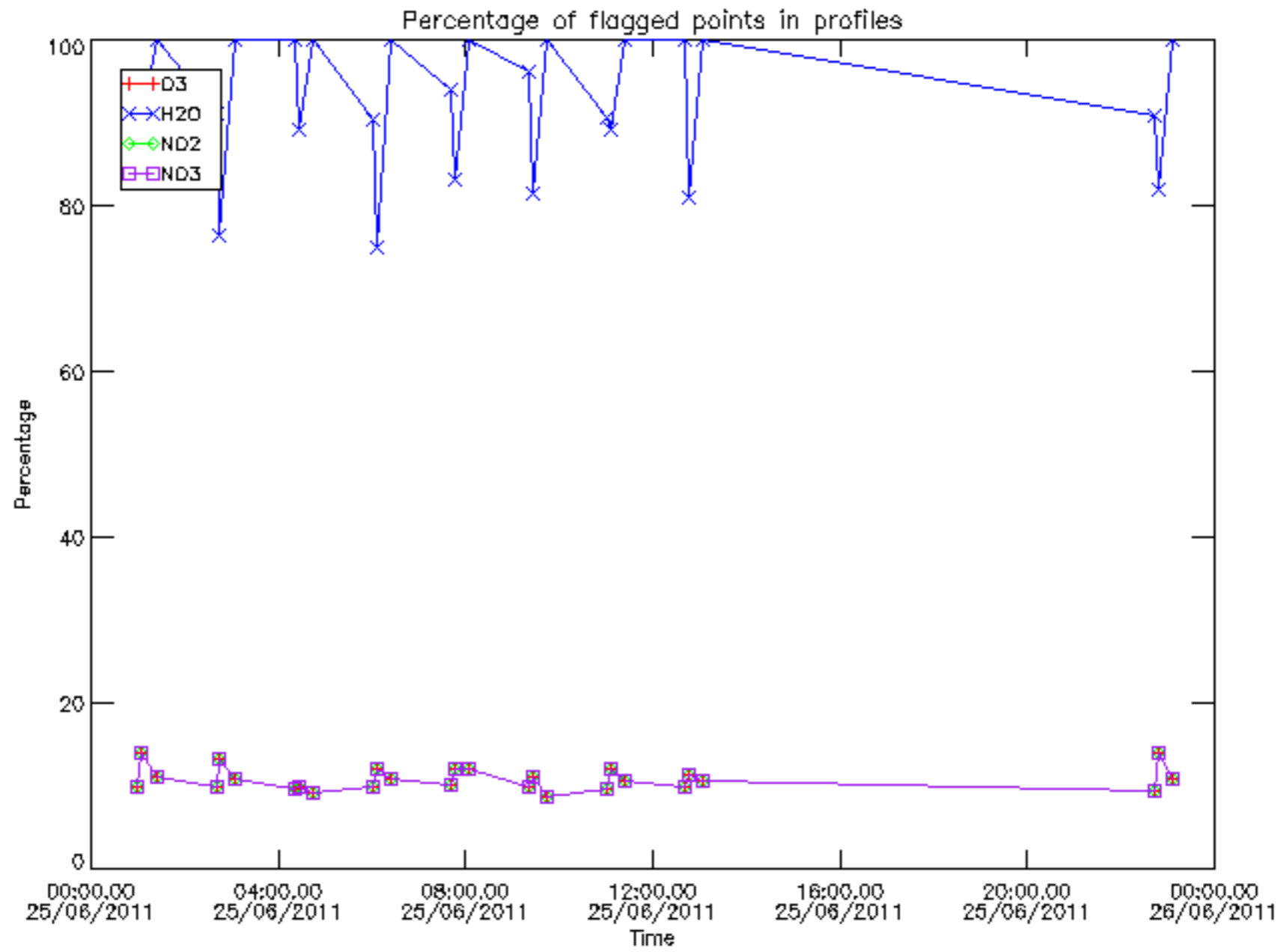




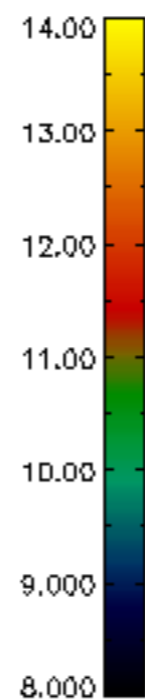
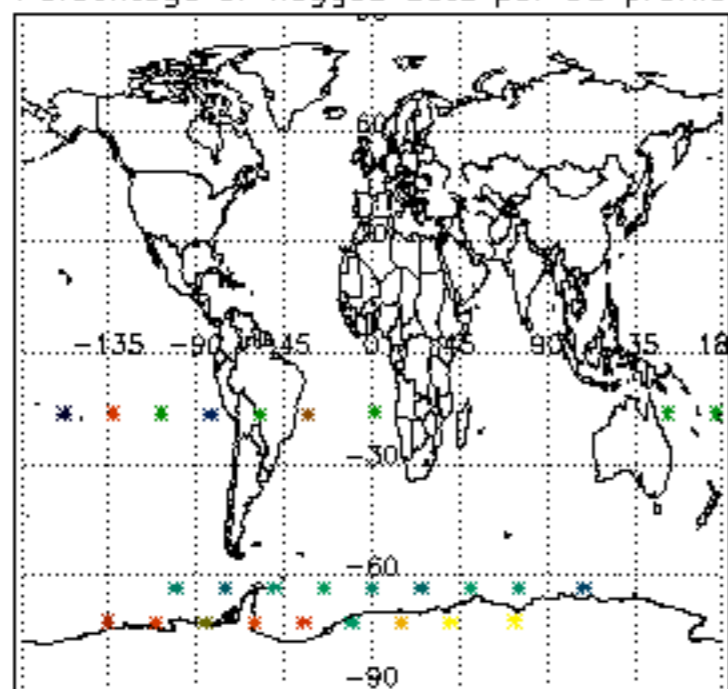




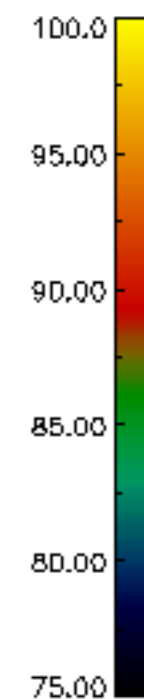
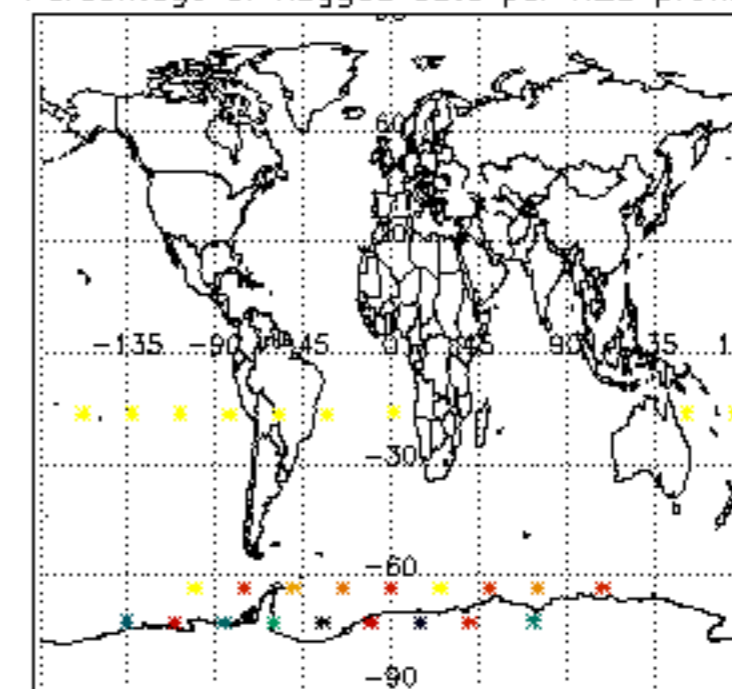




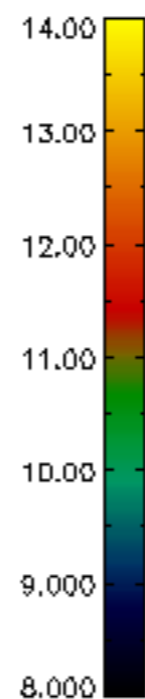
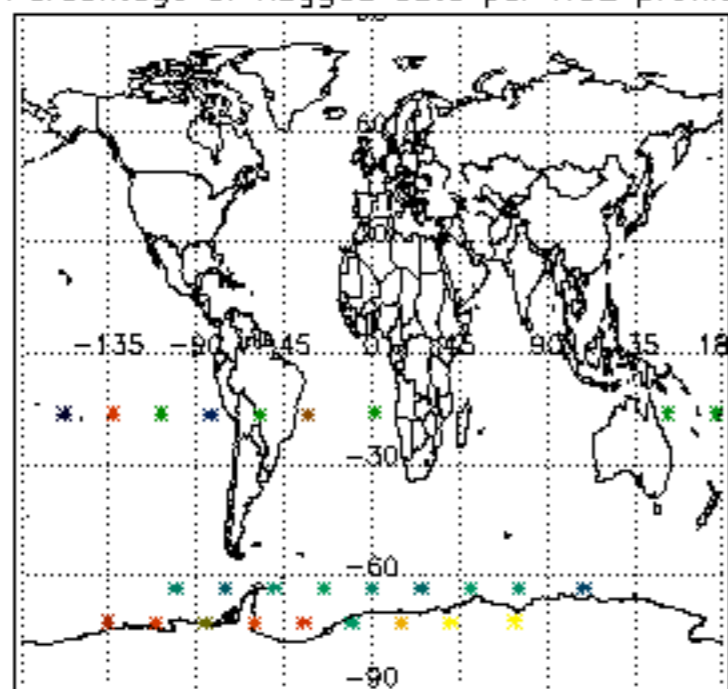
Percentage of flagged data per D3 profile



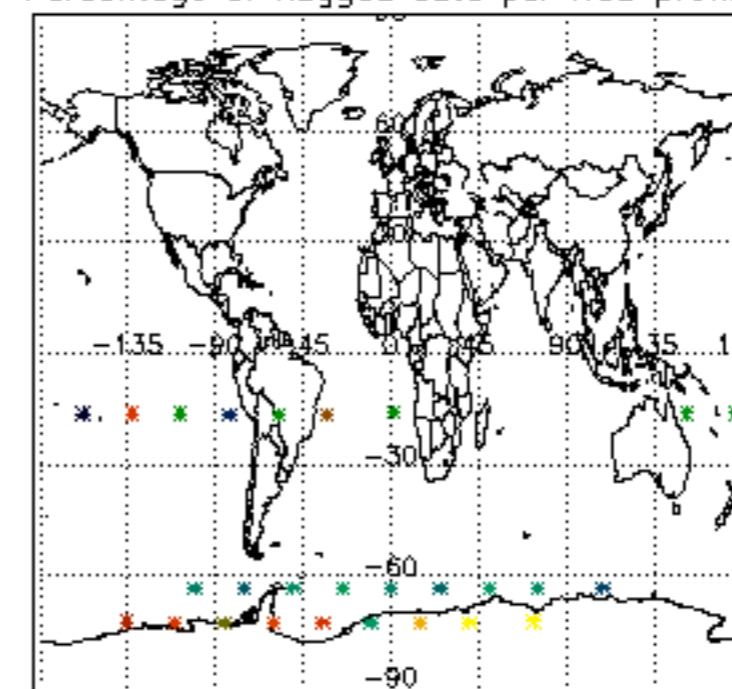
Percentage of flagged data per H2O profile

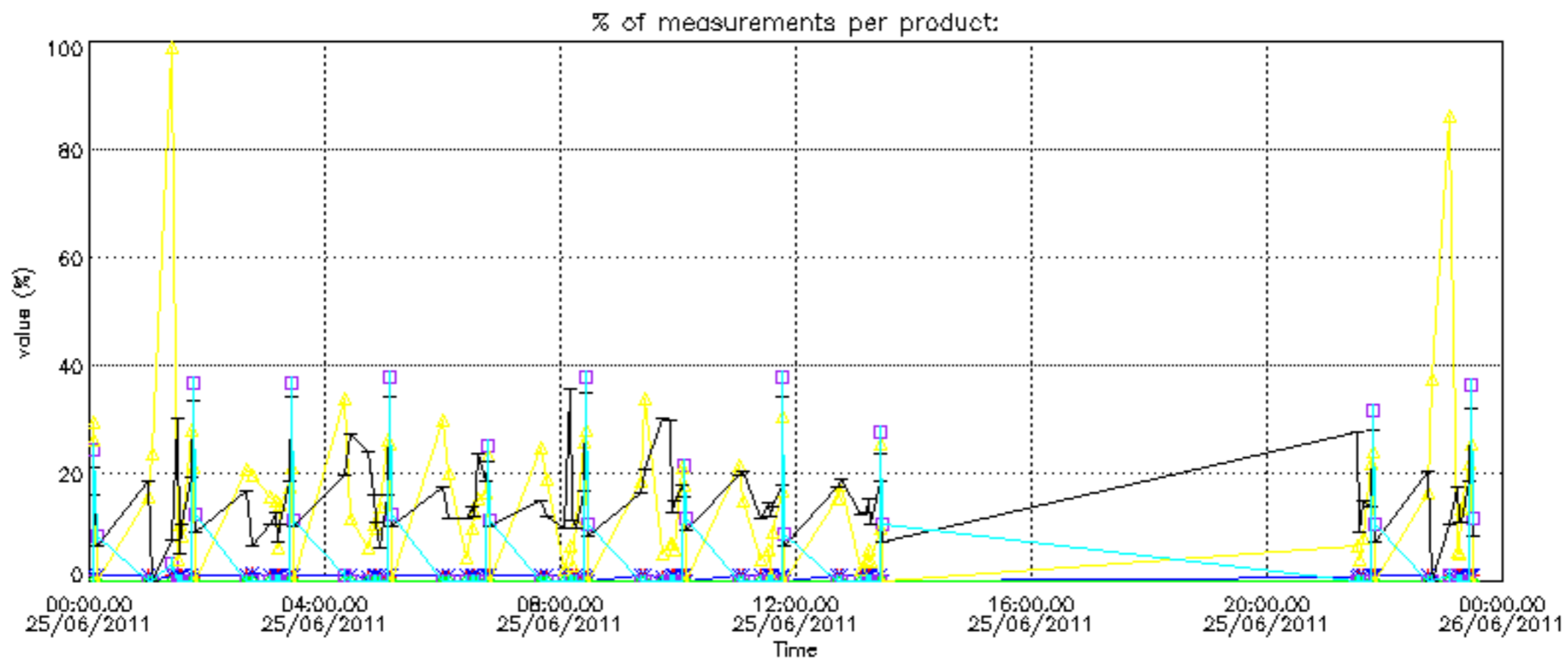
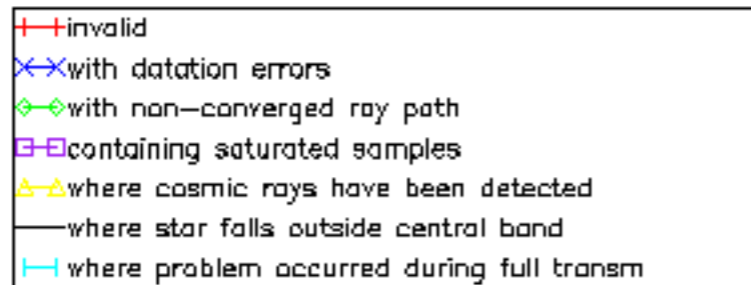


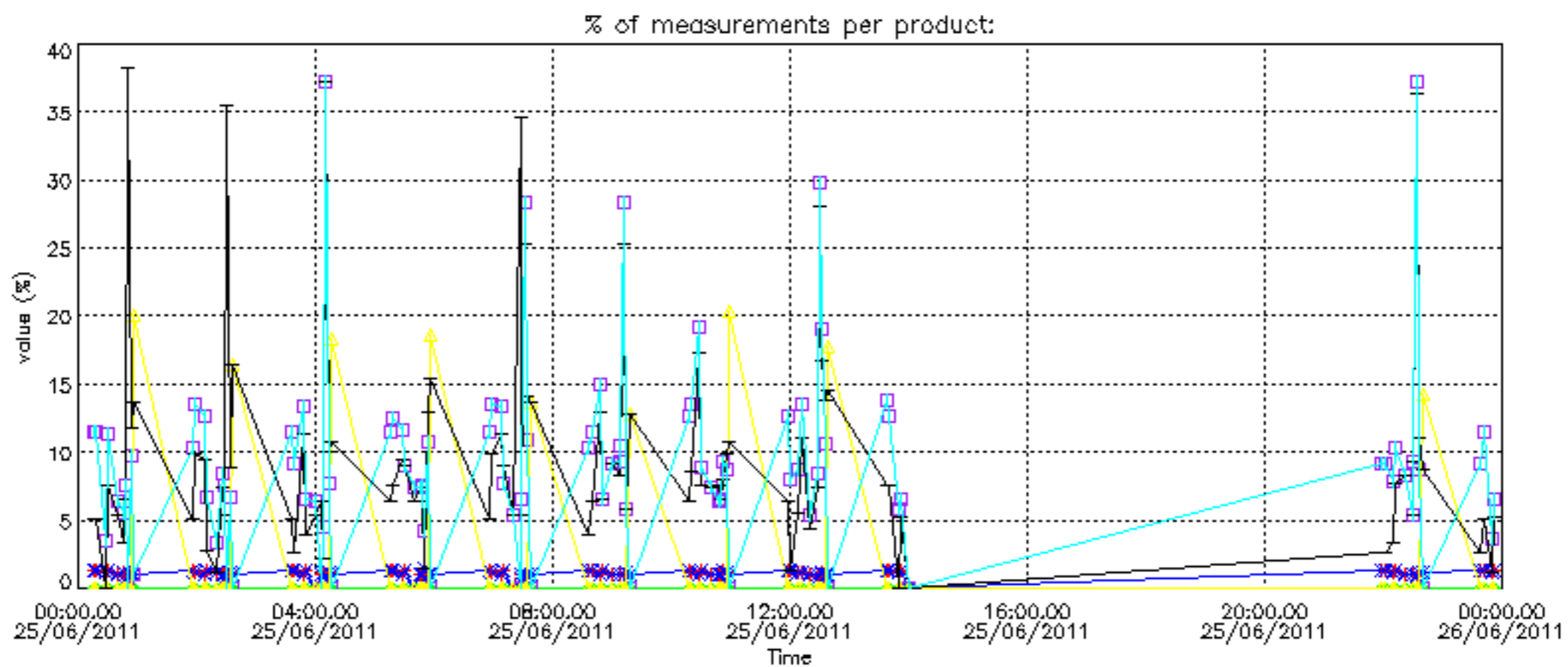
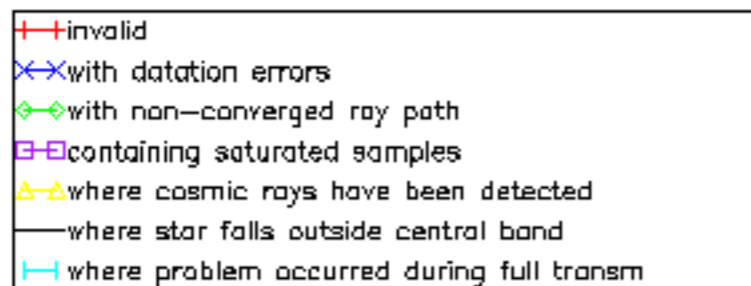
Percentage of flagged data per NO2 profile



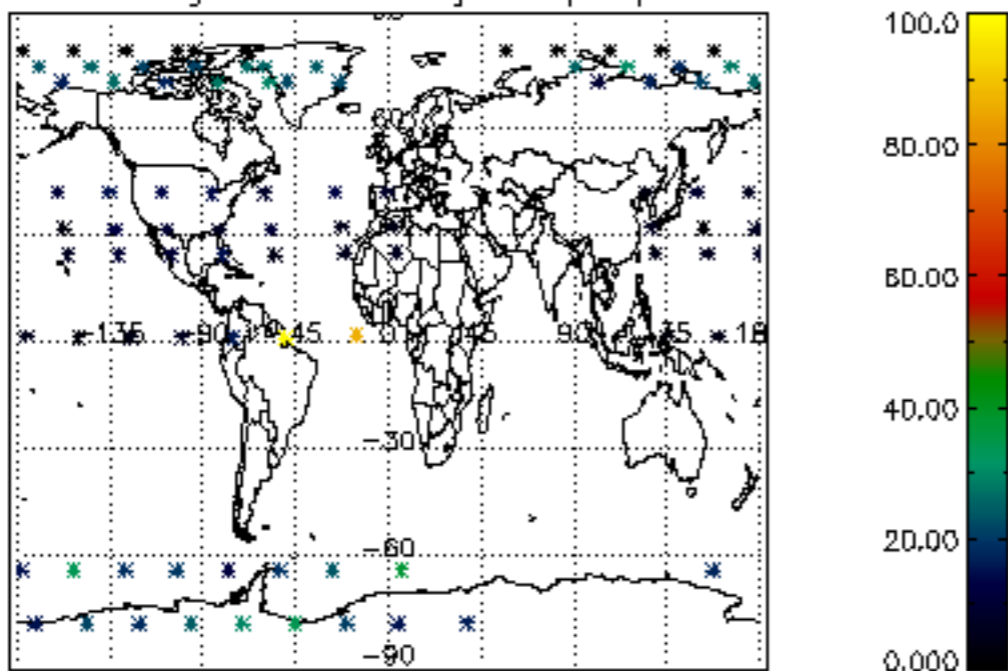
Percentage of flagged data per NO3 profile



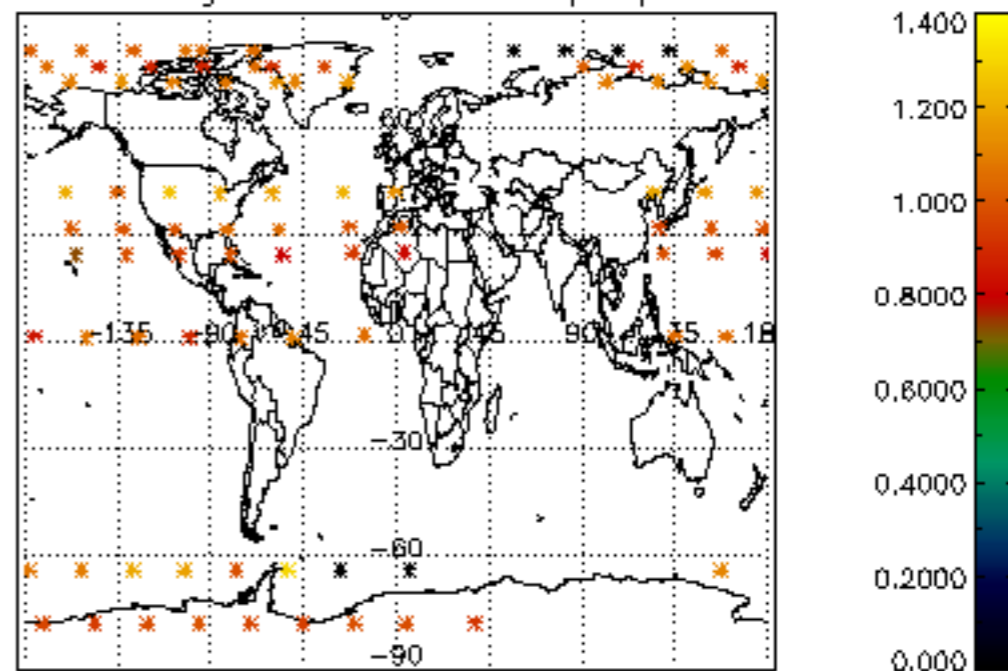




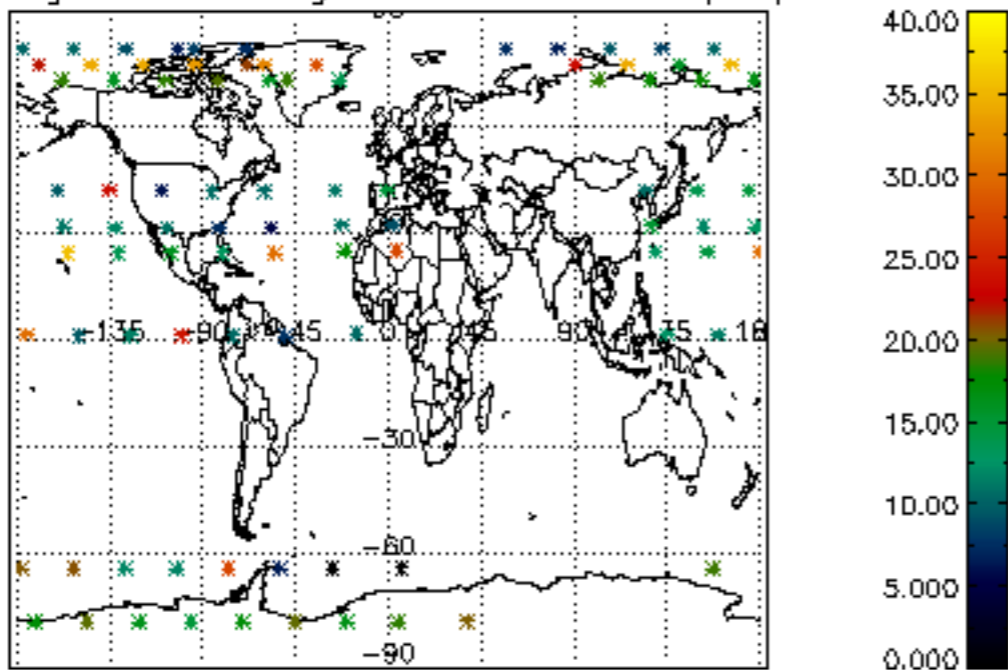
Percentage of cosmic ray hits per profile



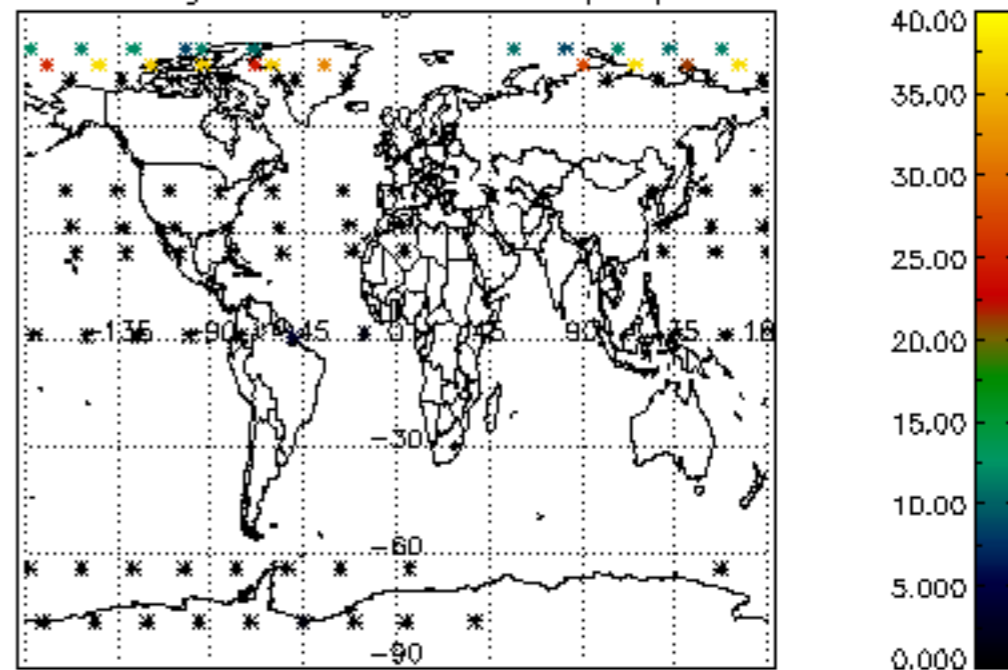
Percentage of datation errors per profile



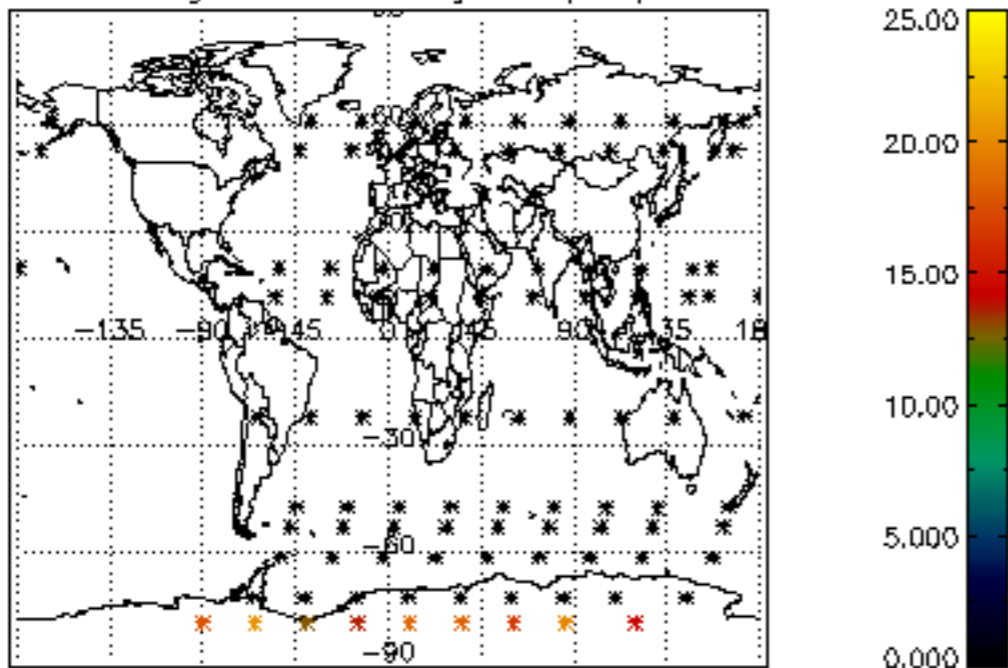
Percentage of star falling outside central band per profile



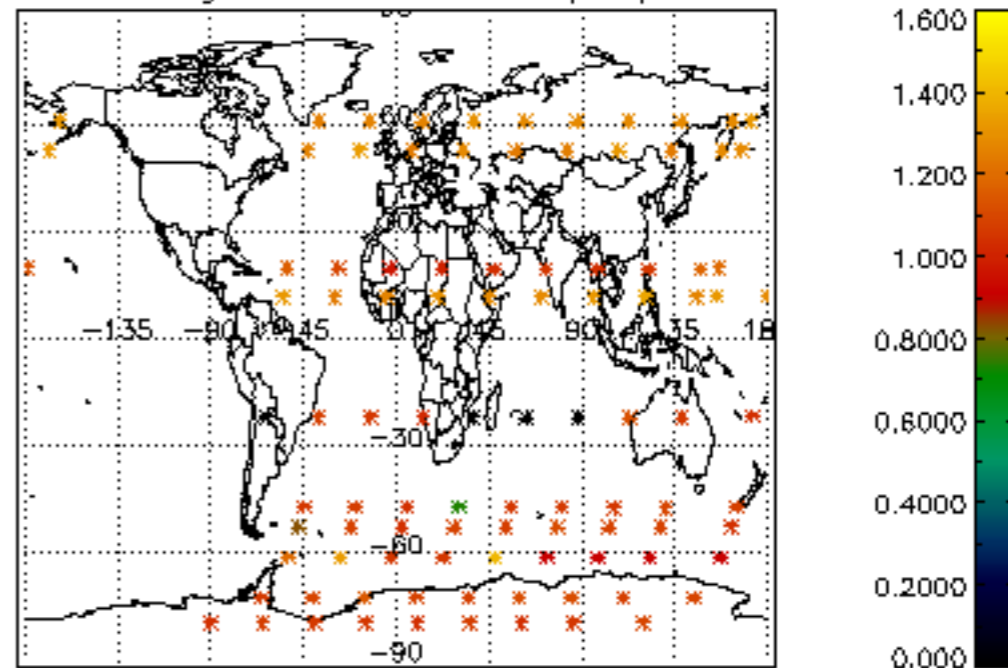
Percentage of saturation errors per profile



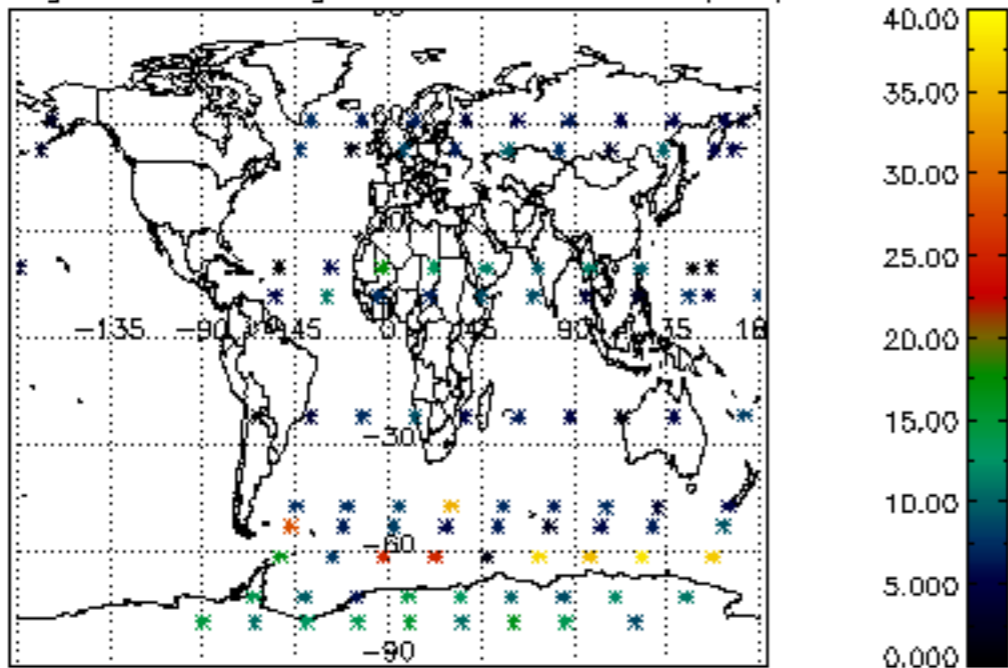
Percentage of cosmic ray hits per profile



Percentage of datation errors per profile



Percentage of star falling outside central band per profile



Percentage of saturation errors per profile

