

GOMOS Level 2 Daily Report

SUMMARY

[1. General Info](#)

[2. Summary of processed GOM_NL_2P products](#)

[3. Level 2 Quality information per product](#)

[3.1 Plot of level 2 quality information per product \(time dependant\)](#)

[3.2 Plot of level 2 quality information per product \(world map\)](#)

[4. Level 1 Quality information per product \(stored on level 2 products\)](#)

[4.1 Plot of level 1 quality information per product \(time dependant\)](#)

[4.1.1 Plot of level 1 quality information per product \(time dependant\): ASCENDING](#)

[4.1.2 Plot of level 1 quality information per product \(time dependant\): DESCENDING](#)

[4.2 Plot of level 1 quality information per product \(world map\)](#)

[4.2.1 Plot of level 1 quality information per product \(world map\): ASCENDING](#)

[4.2.2 Plot of level 1 quality information per product \(world map\): DESCENDING](#)

[5. Ozone profiles based on quality statistics and other trace gas profiles](#)

[5.1 Ozone statistics based on quality of products](#)

[5.2 Plot ozone profiles for all STD \(dark without errors\)](#)

[5.3 Plot ozone profiles where STD < 20% \(dark without errors\)](#)

[5.4. Plot ozone profiles where STD < 10% \(dark without errors\)](#)

[5.5. Plot ozone profiles where STD < 5% \(dark without errors\)](#)

[5.6 Plot NO2 profiles for all STD \(dark without errors\)](#)

[5.7 Plot NO3 profiles for all STD \(dark without errors\)](#)

[5.8 Plot H2O profiles \(only for occultations of stars 1,2,3,4,13,14,16,26,63 dark without errors\) for all STD](#)

[6. Auxiliary Data Files used for the production reported in section 2](#)

This report presents the daily analysis on parameters extracted from GOMOS level 2 data (GOM_NL__2P). It is intended to monitor some important parameters that will impact the quality of these products. A list of level 2 products (and content) that have arrived during the reporting day to the PCF is also given.

Item	Value
Time of report generation	24APR2013 15:05:49
Data source version	GOMOS/6.01
Start time of products	24-06-2011 (24JUN2011 00:00:00)
Stop time of products	25-06-2011 (25JUN2011 00:00:00)
Store outputs in DB	Yes
Nb of level 2 prods	252
Nb of prods with errors	0

2. Summary of processed GOM_NL__2P products.

Nr	Filename	UTC Start time	Limb	Duration	Star Id	Star Name	Star Mag	Star Temp	Nb Meas	Orbit	Prod. error
1	GOM_NL__2PRFIN20110624_001409_000000693103_00418_48708_7800.N1	24-JUN-2011 00:14:09	Dark	69.000	52	16Bet Cet	2.0370	4500.0	138	48708	No
2	GOM_NL__2PRFIN20110624_001937_000000473103_00418_48708_7790.N1	24-JUN-2011 00:19:37	Dark	47.000	84	Alp Phe	2.3970	4500.0	94	48708	No
3	GOM_NL__2PRFIN20110624_002604_000000553103_00419_48709_7791.N1	24-JUN-2011 00:26:04	Dark	55.000	63	Bet Gru	2.1500	2800.0	110	48709	No
4	GOM_NL__2PRFIN20110624_002805_000000503103_00419_48709_7792.N1	24-JUN-2011 00:28:05	Straylight	50.000	31	Alp Gru	1.7340	15200.	100	48709	No
5	GOM_NL__2PRFIN20110624_003105_000000423103_00419_48709_7793.N1	24-JUN-2011 00:31:05	Straylight	42.000	45	Alp Pav	1.9400	26000.	84	48709	No
6	GOM_NL__2PRFIN20110624_004012_000000463103_00419_48709_7794.N1	24-JUN-2011 00:40:12	Twilight	46.000	38	20Eps Sgr	1.8360	11000.	92	48709	No
7	GOM_NL__2PRFIN20110624_004136_000000483103_00419_48709_7795.N1	24-JUN-2011 00:41:36	Bright	47.500	116	19Del Sgr	2.7000	4100.0	95	48709	No
8	GOM_NL__2PRFIN20110624_004344_000000503103_00419_48709_7796.N1	24-JUN-2011 00:43:44	Bright	50.000	155	41Pi Sgr	2.9000	6600.0	100	48709	No
9	GOM_NL__2PRFIN20110624_005227_000000393103_00419_48709_7797.N1	24-JUN-2011 00:52:27	Bright	39.000	126	60Bet Oph	2.7700	4250.0	78	48709	No
10	GOM_NL__2PRFIN20110624_005450_000000403103_00419_48709_7798.N1	24-JUN-2011 00:54:50	Bright	39.500	59	55Alp Oph	2.0800	8900.0	79	48709	No
11	GOM_NL__2PRFIN20110624_010418_000000453103_00419_48709_7799.N1	24-JUN-2011 01:04:18	Bright	45.000	5	3Alp Lyr	0.033000	11000.	90	48709	No
12	GOM_NL__2PRFIN20110624_010624_000000373103_00419_48709_7800.N1	24-JUN-2011 01:06:24	Bright	37.000	130	23Bet Dra	2.7990	5800.0	74	48709	No
13	GOM_NL__2PRFIN20110624_011558_000000473103_00419_48709_7801.N1	24-JUN-2011 01:15:58	Bright	46.500	89	5Alp Cep	2.4510	8000.0	93	48709	No
14	GOM_NL__2PRFIN20110624_012300_000000473103_00419_48709_7802.N1	24-JUN-2011 01:23:00	Bright	47.000	74	11Bet Cas	2.2680	6600.0	94	48709	No
15	GOM_NL__2PRFIN20110624_012434_000000473103_00419_48709_7803.N1	24-JUN-2011 01:24:34	Bright	47.000	68	18Alp Cas	2.2250	4500.0	94	48709	No
16	GOM_NL__2PRFIN20110624_012658_000000423103_00419_48709_7804.N1	24-JUN-2011 01:26:58	Bright	42.000	160	23Gam Per	2.9300	4700.0	84	48709	No
17	GOM_NL__2PRFIN20110624_013021_000000463103_00419_48709_7805.N1	24-JUN-2011 01:30:21	Bright	45.500	73	57Gam1And	2.2600	13100.	91	48709	No
18	GOM_NL__2PRFIN20110624_013246_000000643103_00419_48709_7806.N1	24-JUN-2011 01:32:46	Twilight	64.000	53	43Bet And	2.0480	3300.0	128	48709	No
19	GOM_NL__2PRFIN20110624_013642_000000553103_00419_48709_7807.N1	24-JUN-2011 01:36:42	Dark	54.500	50	13Alp Ari	2.0070	4250.0	109	48709	No
20	GOM_NL__2PRFIN20110624_015425_000000593103_00419_48709_7808.N1	24-JUN-2011 01:54:25	Dark	58.500	52	16Bet Cet	2.0370	4500.0	117	48709	No
21	GOM_NL__2PRFIN20110624_015952_000000463103_00419_48709_7798.N1	24-JUN-2011 01:59:52	Dark	46.000	84	Alp Phe	2.3970	4500.0	92	48709	No
22	GOM_NL__2PRFIN20110624_020619_000000513103_00420_48710_7799.N1	24-JUN-2011 02:06:19	Dark	51.000	63	Bet Gru	2.1500	2800.0	102	48710	No
23	GOM_NL__2PRFIN20110624_020820_000000493103_00420_48710_7800.N1	24-JUN-2011 02:08:20	Straylight	49.000	31	Alp Gru	1.7340	15200.	98	48710	No
24	GOM_NL__2PRFIN20110624_021119_000000433103_00420_48710_7801.N1	24-JUN-2011 02:11:19	Straylight	43.000	45	Alp Pav	1.9400	26000.	86	48710	No
25	GOM_NL__2PRFIN20110624_022026_000000483103_00420_48710_7802.N1	24-JUN-2011 02:20:26	Twilight	47.500	38	20Eps Sgr	1.8360	11000.	95	48710	No
26	GOM_NL__2PRFIN20110624_022150_000000523103_00420_48710_7803.N1	24-JUN-2011 02:21:50	Bright	52.000	116	19Del Sgr	2.7000	4100.0	104	48710	No
27	GOM_NL__2PRFIN20110624_022358_000000483103_00420_48710_7804.N1	24-JUN-2011 02:23:58	Bright	48.000	155	41Pi Sgr	2.9000	6600.0	96	48710	No
28	GOM_NL__2PRFIN20110624_023241_000000403103_00420_48710_7805.N1	24-JUN-2011 02:32:41	Bright	39.500	126	60Bet Oph	2.7700	4250.0	79	48710	No
29	GOM_NL__2PRFIN20110624_023504_000000413103_00420_48710_7806.N1	24-JUN-2011 02:35:04	Bright	41.000	59	55Alp Oph	2.0800	8900.0	82	48710	No
30	GOM_NL__2PRFIN20110624_024432_000000493103_00420_48710_7807.N1	24-JUN-2011 02:44:32	Bright	48.500	5	3Alp Lyr	0.033000	11000.	97	48710	No
31	GOM_NL__2PRFIN20110624_024638_000000393103_00420_48710_7808.N1	24-JUN-2011 02:46:38	Bright	39.000	130	23Bet Dra	2.7990	5800.0	78	48710	No
32	GOM_NL__2PRFIN20110624_025612_000000453103_00420_48710_7809.N1	24-JUN-2011 02:56:12	Bright	45.000	89	5Alp Cep	2.4510	8000.0	90	48710	No
33	GOM_NL__2PRFIN20110624_030313_000000463103_00420_48710_7810.N1	24-JUN-2011 03:03:13	Bright	46.000	74	11Bet Cas	2.2680	6600.0	92	48710	No
34	GOM_NL__2PRFIN20110624_030447_000000563103_00420_48710_7811.N1	24-JUN-2011 03:04:47	Bright	55.500	68	18Alp Cas	2.2250	4500.0	111	48710	No
35	GOM_NL__2PRFIN20110624_030711_000000493103_00420_48710_7812.N1	24-JUN-2011 03:07:11	Bright	49.000	160	23Gam Per	2.9300	4700.0	98	48710	No
36	GOM_NL__2PRFIN20110624_031035_000000443103_00420_48710_7813.N1	24-JUN-2011 03:10:35	Bright	44.000	73	57Gam1And	2.2600	13100.	88	48710	No
37	GOM_NL__2PRFIN20110624_031300_000000613103_00420_48710_7814.N1	24-JUN-2011 03:13:00	Twilight	61.000	53	43Bet And	2.0480	3300.0	122	48710	No
38	GOM_NL__2PRFIN20110624_031656_000000513103_00420_48710_7815.N1	24-JUN-2011 03:16:56	Dark	50.500	50	13Alp Ari	2.0070	4250.0	101	48710	No
39	GOM_NL__2PRFIN20110624_033440_000000663103_00420_48710_7816.N1	24-JUN-2011 03:34:40	Dark	65.500	52	16Bet Cet	2.0370	4500.0	131	48710	No
40	GOM_NL__2PRFIN20110624_034007_000000493103_00420_48710_7806.N1	24-JUN-2011 03:40:07	Dark	48.500	84	Alp Phe	2.3970	4500.0	97	48710	No
41	GOM_NL__2PRFIN20110624_034634_000000523103_00421_48711_7807.N1	24-JUN-2011 03:46:34	Dark	52.000	63	Bet Gru	2.1500	2800.0	104	48711	No
42	GOM_NL__2PRFIN20110624_034835_000000523103_00421_48711_7808.N1	24-JUN-2011 03:48:35	Straylight	52.000	31	Alp Gru	1.7340	15200.	104	48711	No

43	GOM_NL__2PRFIN20110624_035134_000000423103_00421_48711_7809.N1	24-JUN-2011 03:51:34	Straylight	41.500	45	Alp Pav	1.9400	26000.	83	48711	No
44	GOM_NL__2PRFIN20110624_040041_000000463103_00421_48711_7810.N1	24-JUN-2011 04:00:41	Tw_i_and_stray	46.000	38	20Eps Sgr	1.8360	11000.	92	48711	No
45	GOM_NL__2PRFIN20110624_040205_000000483103_00421_48711_7811.N1	24-JUN-2011 04:02:05	Bright	47.500	116	19Del Sgr	2.7000	4100.0	95	48711	No
46	GOM_NL__2PRFIN20110624_040413_000000513103_00421_48711_7812.N1	24-JUN-2011 04:04:13	Bright	50.500	155	41Pi Sgr	2.9000	6600.0	101	48711	No
47	GOM_NL__2PRFIN20110624_041255_000000403103_00421_48711_7813.N1	24-JUN-2011 04:12:55	Bright	39.500	126	60Bet Oph	2.7700	4250.0	79	48711	No
48	GOM_NL__2PRFIN20110624_041518_000000393103_00421_48711_7814.N1	24-JUN-2011 04:15:18	Bright	38.500	59	55Alp Oph	2.0800	8900.0	77	48711	No
49	GOM_NL__2PRFIN20110624_042445_000000483103_00421_48711_7815.N1	24-JUN-2011 04:24:45	Bright	48.000	5	3Alp Lyr	0.033000	11000.	96	48711	No
50	GOM_NL__2PRFIN20110624_042652_000000393103_00421_48711_7816.N1	24-JUN-2011 04:26:52	Bright	39.000	130	23Bet Dra	2.7990	5800.0	78	48711	No
51	GOM_NL__2PRFIN20110624_043625_000000463103_00421_48711_7817.N1	24-JUN-2011 04:36:25	Bright	46.000	89	5Alp Cep	2.4510	8000.0	92	48711	No
52	GOM_NL__2PRFIN20110624_044327_000000473103_00421_48711_7818.N1	24-JUN-2011 04:43:27	Bright	47.000	74	11Bet Cas	2.2680	6600.0	94	48711	No
53	GOM_NL__2PRFIN20110624_044501_000000483103_00421_48711_7819.N1	24-JUN-2011 04:45:01	Bright	48.000	68	18Alp Cas	2.2250	4500.0	96	48711	No
54	GOM_NL__2PRFIN20110624_044726_000000353103_00421_48711_7820.N1	24-JUN-2011 04:47:26	Bright	34.500	160	23Gam Per	2.9300	4700.0	69	48711	No
55	GOM_NL__2PRFIN20110624_045049_000000453103_00421_48711_7821.N1	24-JUN-2011 04:50:49	Bright	44.500	73	57Gam1And	2.2600	13100.	89	48711	No
56	GOM_NL__2PRFIN20110624_045314_000000653103_00421_48711_7822.N1	24-JUN-2011 04:53:14	Tw_i_and_stray	64.500	53	43Bet And	2.0480	3300.0	129	48711	No
57	GOM_NL__2PRFIN20110624_045710_000000523103_00421_48711_7823.N1	24-JUN-2011 04:57:10	Dark	52.000	50	13Alp Ari	2.0070	4250.0	104	48711	No
58	GOM_NL__2PRFIN20110624_051456_000000783103_00421_48711_7824.N1	24-JUN-2011 05:14:56	Dark	77.500	52	16Bet Cet	2.0370	4500.0	155	48711	No
59	GOM_NL__2PRFIN20110624_052022_000000553103_00421_48711_7814.N1	24-JUN-2011 05:20:22	Dark	54.500	84	Alp Phe	2.3970	4500.0	109	48711	No
60	GOM_NL__2PRFIN20110624_052649_000000553103_00422_48712_7815.N1	24-JUN-2011 05:26:49	Dark	55.000	63	Bet Gru	2.1500	2800.0	110	48712	No
61	GOM_NL__2PRFIN20110624_052850_000000523103_00422_48712_7816.N1	24-JUN-2011 05:28:50	Straylight	51.500	31	Alp Gru	1.7340	15200.	103	48712	No
62	GOM_NL__2PRFIN20110624_053148_000000443103_00422_48712_7817.N1	24-JUN-2011 05:31:48	Straylight	44.000	45	Alp Pav	1.9400	26000.	88	48712	No
63	GOM_NL__2PRFIN20110624_054055_000000453103_00422_48712_7818.N1	24-JUN-2011 05:40:55	Tw_i_and_stray	45.000	38	20Eps Sgr	1.8360	11000.	90	48712	No
64	GOM_NL__2PRFIN20110624_054219_000000583103_00422_48712_7819.N1	24-JUN-2011 05:42:19	Bright	58.000	116	19Del Sgr	2.7000	4100.0	116	48712	No
65	GOM_NL__2PRFIN20110624_054427_000000503103_00422_48712_7820.N1	24-JUN-2011 05:44:27	Bright	49.500	155	41Pi Sgr	2.9000	6600.0	99	48712	No
66	GOM_NL__2PRFIN20110624_055309_000000403103_00422_48712_7821.N1	24-JUN-2011 05:53:09	Bright	39.500	126	60Bet Oph	2.7700	4250.0	79	48712	No
67	GOM_NL__2PRFIN20110624_055532_000000413103_00422_48712_7822.N1	24-JUN-2011 05:55:32	Bright	40.500	59	55Alp Oph	2.0800	8900.0	81	48712	No
68	GOM_NL__2PRFIN20110624_060459_000000473103_00422_48712_7823.N1	24-JUN-2011 06:04:59	Bright	47.000	5	3Alp Lyr	0.033000	11000.	94	48712	No
69	GOM_NL__2PRFIN20110624_060705_000000393103_00422_48712_7824.N1	24-JUN-2011 06:07:05	Bright	38.500	130	23Bet Dra	2.7990	5800.0	77	48712	No
70	GOM_NL__2PRFIN20110624_061638_000000463103_00422_48712_7825.N1	24-JUN-2011 06:16:38	Bright	46.000	89	5Alp Cep	2.4510	8000.0	92	48712	No
71	GOM_NL__2PRFIN20110624_062340_000000473103_00422_48712_7826.N1	24-JUN-2011 06:23:40	Bright	47.000	74	11Bet Cas	2.2680	6600.0	94	48712	No
72	GOM_NL__2PRFIN20110624_062515_000000463103_00422_48712_7827.N1	24-JUN-2011 06:25:15	Bright	46.000	68	18Alp Cas	2.2250	4500.0	92	48712	No
73	GOM_NL__2PRFIN20110624_062739_000000403103_00422_48712_7828.N1	24-JUN-2011 06:27:39	Bright	40.000	160	23Gam Per	2.9300	4700.0	80	48712	No
74	GOM_NL__2PRFIN20110624_063103_000000463103_00422_48712_7829.N1	24-JUN-2011 06:31:03	Bright	45.500	73	57Gam1And	2.2600	13100.	91	48712	No
75	GOM_NL__2PRFIN20110624_063329_000000633103_00422_48712_7830.N1	24-JUN-2011 06:33:29	Tw_i_and_stray	62.500	53	43Bet And	2.0480	3300.0	125	48712	No
76	GOM_NL__2PRFIN20110624_063725_000000543103_00422_48712_7831.N1	24-JUN-2011 06:37:25	Dark	53.500	50	13Alp Ari	2.0070	4250.0	107	48712	No
77	GOM_NL__2PRFIN20110624_065511_000000703103_00422_48712_7832.N1	24-JUN-2011 06:55:11	Dark	70.000	52	16Bet Cet	2.0370	4500.0	140	48712	No
78	GOM_NL__2PRFIN20110624_070037_000000473103_00423_48713_7822.N1	24-JUN-2011 07:00:37	Dark	47.000	84	Alp Phe	2.3970	4500.0	94	48713	No
79	GOM_NL__2PRFIN20110624_070704_000000553103_00423_48713_7823.N1	24-JUN-2011 07:07:04	Dark	54.500	63	Bet Gru	2.1500	2800.0	109	48713	No
80	GOM_NL__2PRFIN20110624_070905_000000483103_00423_48713_7824.N1	24-JUN-2011 07:09:05	Straylight	48.000	31	Alp Gru	1.7340	15200.	96	48713	No
81	GOM_NL__2PRFIN20110624_071203_000000513103_00423_48713_7825.N1	24-JUN-2011 07:12:03	Straylight	50.500	45	Alp Pav	1.9400	26000.	101	48713	No
82	GOM_NL__2PRFIN20110624_072109_000000483103_00423_48713_7826.N1	24-JUN-2011 07:21:09	Tw_i_and_stray	48.000	38	20Eps Sgr	1.8360	11000.	96	48713	No
83	GOM_NL__2PRFIN20110624_072234_000000483103_00423_48713_7827.N1	24-JUN-2011 07:22:34	Bright	48.000	116	19Del Sgr	2.7000	4100.0	96	48713	No
84	GOM_NL__2PRFIN20110624_072441_000000493103_00423_48713_7828.N1	24-JUN-2011 07:24:41	Bright	49.000	155	41Pi Sgr	2.9000	6600.0	98	48713	No
85	GOM_NL__2PRFIN20110624_073323_000000393103_00423_48713_7829.N1	24-JUN-2011 07:33:23	Bright	39.000	126	60Bet Oph	2.7700	4250.0	78	48713	No
86	GOM_NL__2PRFIN20110624_073546_000000573103_00423_48713_7830.N1	24-JUN-2011 07:35:46	Bright	57.000	59	55Alp Oph	2.0800	8900.0	114	48713	No
87	GOM_NL__2PRFIN20110624_074512_000000493103_00423_48713_7831.N1	24-JUN-2011 07:45:12	Bright	49.000	5	3Alp Lyr	0.033000	11000.	98	48713	No
88	GOM_NL__2PRFIN20110624_074719_000000393103_00423_48713_7832.N1	24-JUN-2011 07:47:19	Bright	39.000	130	23Bet Dra	2.7990	5800.0	78	48713	No
89	GOM_NL__2PRFIN20110624_075651_000000463103_00423_48713_7833.N1	24-JUN-2011 07:56:51	Bright	46.000	89	5Alp Cep	2.4510	8000.0	92	48713	No
90	GOM_NL__2PRFIN20110624_080354_000000653103_00423_48713_7834.N1	24-JUN-2011 08:03:54	Bright	64.500	74	11Bet Cas	2.2680	6600.0	129	48713	No
91	GOM_NL__2PRFIN20110624_080528_000000673103_00423_48713_7835.N1	24-JUN-2011 08:05:28	Bright	67.000	68	18Alp Cas	2.2250	4500.0	134	48713	No
92	GOM_NL__2PRFIN20110624_080753_000000553103_00423_48713_7836.N1	24-JUN-2011 08:07:53	Bright	55.000	160	23Gam Per	2.9300	4700.0	110	48713	No
93	GOM_NL__2PRFIN20110624_081117_000000453103_00423_48713_7837.N1	24-JUN-2011 08:11:17	Bright	45.000	73	57Gam1And	2.2600	13100.	90	48713	No
94	GOM_NL__2PRFIN20110624_081342_000000633103_00423_48713_7838.N1	24-JUN-2011 08:13:42	Tw_i_and_stray	62.500	53	43Bet And	2.0480	3300.0	125	48713	No
95	GOM_NL__2PRFIN20110624_081739_000000543103_00423_48713_7839.N1	24-JUN-2011 08:17:39	Dark	54.000	50	13Alp Ari	2.0070	4250.0	108	48713	No
96	GOM_NL__2PRFIN20110624_083527_000000683103_00423_48713_7840.N1	24-JUN-2011 08:35:27	Dark	68.000	52	16Bet Cet	2.0370	4500.0	136	48713	No
97	GOM_NL__2PRFIN20110624_084052_000000543103_00424_48714_7850.N1	24-JUN-2011 08:40:52	Dark	53.500	84	Alp Phe	2.3970	4500.0	107	48714	No
98	GOM_NL__2PRFIN20110624_084719_000000643103_00424_48714_7851.N1	24-JUN-2011 08:47:19	Straylight	64.000	63	Bet Gru	2.1500	2800.0	128	48714	No
99	GOM_NL__2PRFIN20110624_084920_000000503103_00424_48714_7852.N1	24-JUN-2011 08:49:20	Straylight	49.500	31	Alp Gru	1.7340	15200.	99	48714	No
100	GOM_NL__2PRFIN20110624_085217_000000483103_00424_48714_7853.N1	24-JUN-2011 08:52:17	Straylight	47.500	45	Alp Pav	1.9400	26000.	95	48714	No
101	GOM_NL__2PRFIN20110624_090124_000000453103_00424_48714_7854.N1	24-JUN-2011 09:01:24	Tw_i_and_stray	45.000	38	20Eps Sgr	1.8360	11000.	90	48714	No

102	GOM_NL__2PRFIN20110624_090248_000000523103_00424_48714_7855.N1	24-JUN-2011 09:02:48	Bright	51.500	116	19Del Sgr	2.7000	4100.0	103	48714	No
103	GOM_NL__2PRFIN20110624_090455_000000493103_00424_48714_7856.N1	24-JUN-2011 09:04:55	Bright	49.000	155	41Pi Sgr	2.9000	6600.0	98	48714	No
104	GOM_NL__2PRFIN20110624_091337_000000403103_00424_48714_7857.N1	24-JUN-2011 09:13:37	Bright	39.500	126	60Bet Oph	2.7700	4250.0	79	48714	No
105	GOM_NL__2PRFIN20110624_091559_000000403103_00424_48714_7858.N1	24-JUN-2011 09:15:59	Bright	40.000	59	55Alp Oph	2.0800	8900.0	80	48714	No
106	GOM_NL__2PRFIN20110624_092526_000000483103_00424_48714_7859.N1	24-JUN-2011 09:25:26	Bright	47.500	5	3Alp Lyr	0.033000	11000.	95	48714	No
107	GOM_NL__2PRFIN20110624_092733_000000393103_00424_48714_7860.N1	24-JUN-2011 09:27:33	Bright	39.000	130	23Bet Dra	2.7990	5800.0	78	48714	No
108	GOM_NL__2PRFIN20110624_093705_000000473103_00424_48714_7861.N1	24-JUN-2011 09:37:05	Bright	47.000	89	5Alp Cep	2.4510	8000.0	94	48714	No
109	GOM_NL__2PRFIN20110624_094408_000000453103_00424_48714_7862.N1	24-JUN-2011 09:44:08	Bright	45.000	74	11Bet Cas	2.2680	6600.0	90	48714	No
110	GOM_NL__2PRFIN20110624_094542_000000483103_00424_48714_7863.N1	24-JUN-2011 09:45:42	Bright	48.000	68	18Alp Cas	2.2250	4500.0	96	48714	No
111	GOM_NL__2PRFIN20110624_094807_000000343103_00424_48714_7864.N1	24-JUN-2011 09:48:07	Bright	34.000	160	23Gam Per	2.9300	4700.0	68	48714	No
112	GOM_NL__2PRFIN20110624_095131_000000463103_00424_48714_7865.N1	24-JUN-2011 09:51:31	Bright	46.000	73	57Gam1And	2.2600	13100.	92	48714	No
113	GOM_NL__2PRFIN20110624_095357_000000633103_00424_48714_7866.N1	24-JUN-2011 09:53:57	Tw_i_and_stray	63.000	53	43Bet And	2.0480	3300.0	126	48714	No
114	GOM_NL__2PRFIN20110624_095753_000000523103_00424_48714_7867.N1	24-JUN-2011 09:57:53	Dark	52.000	50	13Alp Ari	2.0070	4250.0	104	48714	No
115	GOM_NL__2PRFIN20110624_101542_000000693103_00424_48714_7868.N1	24-JUN-2011 10:15:42	Dark	68.500	52	16Bet Cet	2.0370	4500.0	137	48714	No
116	GOM_NL__2PRFIN20110624_102107_000000523103_00425_48715_7896.N1	24-JUN-2011 10:21:07	Dark	52.000	84	Alp Phe	2.3970	4500.0	104	48715	No
117	GOM_NL__2PRFIN20110624_102734_000000533103_00425_48715_7897.N1	24-JUN-2011 10:27:34	Dark	52.500	63	Bet Gru	2.1500	2800.0	105	48715	No
118	GOM_NL__2PRFIN20110624_102935_000000503103_00425_48715_7898.N1	24-JUN-2011 10:29:35	Straylight	49.500	31	Alp Gru	1.7340	15200.	99	48715	No
119	GOM_NL__2PRFIN20110624_103232_000000473103_00425_48715_7899.N1	24-JUN-2011 10:32:32	Straylight	47.000	45	Alp Pav	1.9400	26000.	94	48715	No
120	GOM_NL__2PRFIN20110624_104138_000000473103_00425_48715_7900.N1	24-JUN-2011 10:41:38	Tw_i_and_stray	46.500	38	20Eps Sgr	1.8360	11000.	93	48715	No
121	GOM_NL__2PRFIN20110624_104302_000000483103_00425_48715_7901.N1	24-JUN-2011 10:43:02	Bright	47.500	116	19Del Sgr	2.7000	4100.0	95	48715	No
122	GOM_NL__2PRFIN20110624_104510_000000493103_00425_48715_7902.N1	24-JUN-2011 10:45:10	Bright	49.000	155	41Pi Sgr	2.9000	6600.0	98	48715	No
123	GOM_NL__2PRFIN20110624_105351_000000403103_00425_48715_7903.N1	24-JUN-2011 10:53:51	Bright	40.000	126	60Bet Oph	2.7700	4250.0	80	48715	No
124	GOM_NL__2PRFIN20110624_105613_000000403103_00425_48715_7904.N1	24-JUN-2011 10:56:13	Bright	39.500	59	55Alp Oph	2.0800	8900.0	79	48715	No
125	GOM_NL__2PRFIN20110624_110539_000000513103_00425_48715_7905.N1	24-JUN-2011 11:05:39	Bright	51.000	5	3Alp Lyr	0.033000	11000.	102	48715	No
126	GOM_NL__2PRFIN20110624_110747_000000403103_00425_48715_7906.N1	24-JUN-2011 11:07:47	Bright	39.500	130	23Bet Dra	2.7990	5800.0	79	48715	No
127	GOM_NL__2PRFIN20110624_111718_000000483103_00425_48715_7907.N1	24-JUN-2011 11:17:18	Bright	48.000	89	5Alp Cep	2.4510	8000.0	96	48715	No
128	GOM_NL__2PRFIN20110624_112421_000000473103_00425_48715_7908.N1	24-JUN-2011 11:24:21	Bright	46.500	74	11Bet Cas	2.2680	6600.0	93	48715	No
129	GOM_NL__2PRFIN20110624_112556_000000533103_00425_48715_7909.N1	24-JUN-2011 11:25:56	Bright	53.000	68	18Alp Cas	2.2250	4500.0	106	48715	No
130	GOM_NL__2PRFIN20110624_112821_000000353103_00425_48715_7910.N1	24-JUN-2011 11:28:21	Bright	35.000	160	23Gam Per	2.9300	4700.0	70	48715	No
131	GOM_NL__2PRFIN20110624_113145_000000453103_00425_48715_7911.N1	24-JUN-2011 11:31:45	Bright	45.000	73	57Gam1And	2.2600	13100.	90	48715	No
132	GOM_NL__2PRFIN20110624_113410_000000633103_00425_48715_7912.N1	24-JUN-2011 11:34:10	Tw_i_and_stray	63.000	53	43Bet And	2.0480	3300.0	126	48715	No
133	GOM_NL__2PRFIN20110624_113808_000000523103_00425_48715_7913.N1	24-JUN-2011 11:38:08	Dark	51.500	50	13Alp Ari	2.0070	4250.0	103	48715	No
134	GOM_NL__2PRFIN20110624_115558_000000693103_00425_48715_7914.N1	24-JUN-2011 11:55:58	Dark	68.500	52	16Bet Cet	2.0370	4500.0	137	48715	No
135	GOM_NL__2PRFIN20110624_120122_000000513103_00426_48716_7926.N1	24-JUN-2011 12:01:22	Dark	50.500	84	Alp Phe	2.3970	4500.0	101	48716	No
136	GOM_NL__2PRFIN20110624_120749_000000543103_00426_48716_7927.N1	24-JUN-2011 12:07:49	Dark	54.000	63	Bet Gru	2.1500	2800.0	108	48716	No
137	GOM_NL__2PRFIN20110624_120950_000000513103_00426_48716_7928.N1	24-JUN-2011 12:09:50	Straylight	50.500	31	Alp Gru	1.7340	15200.	101	48716	No
138	GOM_NL__2PRFIN20110624_121246_000000423103_00426_48716_7929.N1	24-JUN-2011 12:12:46	Straylight	41.500	45	Alp Pav	1.9400	26000.	83	48716	No
139	GOM_NL__2PRFIN20110624_122152_000000483103_00426_48716_7930.N1	24-JUN-2011 12:21:52	Tw_i_and_stray	48.000	38	20Eps Sgr	1.8360	11000.	96	48716	No
140	GOM_NL__2PRFIN20110624_122316_000000473103_00426_48716_7931.N1	24-JUN-2011 12:23:16	Bright	46.500	116	19Del Sgr	2.7000	4100.0	93	48716	No
141	GOM_NL__2PRFIN20110624_122524_000000473103_00426_48716_7932.N1	24-JUN-2011 12:25:24	Bright	46.500	155	41Pi Sgr	2.9000	6600.0	93	48716	No
142	GOM_NL__2PRFIN20110624_123404_000000403103_00426_48716_7933.N1	24-JUN-2011 12:34:04	Bright	40.000	126	60Bet Oph	2.7700	4250.0	80	48716	No
143	GOM_NL__2PRFIN20110624_123627_000000383103_00426_48716_7934.N1	24-JUN-2011 12:36:27	Bright	37.500	59	55Alp Oph	2.0800	8900.0	75	48716	No
144	GOM_NL__2PRFIN20110624_124552_000000443103_00426_48716_7935.N1	24-JUN-2011 12:45:52	Bright	43.500	5	3Alp Lyr	0.033000	11000.	87	48716	No
145	GOM_NL__2PRFIN20110624_124800_000000393103_00426_48716_7936.N1	24-JUN-2011 12:48:00	Bright	39.000	130	23Bet Dra	2.7990	5800.0	78	48716	No
146	GOM_NL__2PRFIN20110624_125731_000000473103_00426_48716_7937.N1	24-JUN-2011 12:57:31	Bright	47.000	89	5Alp Cep	2.4510	8000.0	94	48716	No
147	GOM_NL__2PRFIN20110624_130435_000000463103_00426_48716_7938.N1	24-JUN-2011 13:04:35	Bright	46.000	74	11Bet Cas	2.2680	6600.0	92	48716	No
148	GOM_NL__2PRFIN20110624_130609_000000473103_00426_48716_7939.N1	24-JUN-2011 13:06:09	Bright	46.500	68	18Alp Cas	2.2250	4500.0	93	48716	No
149	GOM_NL__2PRFIN20110624_130835_000000373103_00426_48716_7940.N1	24-JUN-2011 13:08:35	Bright	36.500	160	23Gam Per	2.9300	4700.0	73	48716	No
150	GOM_NL__2PRFIN20110624_131159_000000543103_00426_48716_7941.N1	24-JUN-2011 13:11:59	Bright	54.000	73	57Gam1And	2.2600	13100.	108	48716	No
151	GOM_NL__2PRFIN20110624_131424_000000573103_00426_48716_7942.N1	24-JUN-2011 13:14:24	Tw_i_and_stray	57.000	53	43Bet And	2.0480	3300.0	114	48716	No
152	GOM_NL__2PRFIN20110624_131822_000000523103_00426_48716_7943.N1	24-JUN-2011 13:18:22	Dark	52.000	50	13Alp Ari	2.0070	4250.0	104	48716	No
153	GOM_NL__2PRFIN20110624_133613_000000733103_00426_48716_7944.N1	24-JUN-2011 13:36:13	Dark	72.500	52	16Bet Cet	2.0370	4500.0	145	48716	No
154	GOM_NL__2PRFIN20110624_134136_000000563103_00427_48717_7971.N1	24-JUN-2011 13:41:36	Dark	56.000	84	Alp Phe	2.3970	4500.0	112	48717	No
155	GOM_NL__2PRFIN20110624_134804_000000513103_00427_48717_7972.N1	24-JUN-2011 13:48:04	Dark	51.000	63	Bet Gru	2.1500	2800.0	102	48717	No
156	GOM_NL__2PRFIN20110624_135005_000000493103_00427_48717_7973.N1	24-JUN-2011 13:50:05	Straylight	48.500	31	Alp Gru	1.7340	15200.	97	48717	No
157	GOM_NL__2PRFIN20110624_135301_000000423103_00427_48717_7974.N1	24-JUN-2011 13:53:01	Straylight	42.000	45	Alp Pav	1.9400	26000.	84	48717	No
158	GOM_NL__2PRFIN20110624_140206_000000453103_00427_48717_7975.N1	24-JUN-2011 14:02:06	Tw_i_and_stray	44.500	38	20Eps Sgr	1.8360	11000.	89	48717	No
159	GOM_NL__2PRFIN20110624_140330_000000583103_00427_48717_7976.N1	24-JUN-2011 14:03:30	Bright	58.000	116	19Del Sgr	2.7000	4100.0	116	48717	No
160	GOM_NL__2PRFIN20110624_140538_000000483103_00427_48717_7977.N1	24-JUN-2011 14:05:38	Bright	48.000	155	41Pi Sgr	2.9000	6600.0	96	48717	No

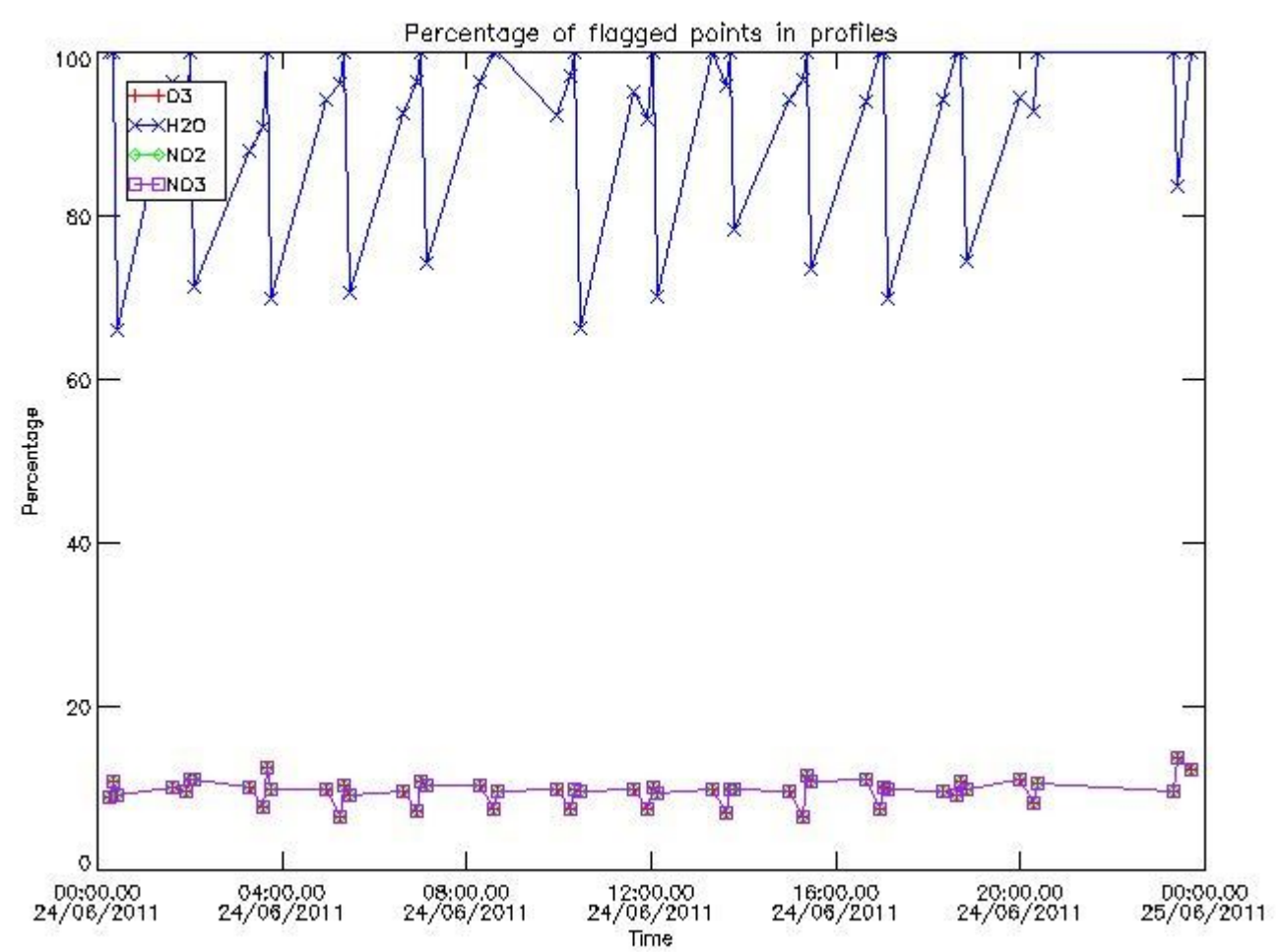
161	GOM_NL__2PRFIN20110624_141418_000000393103_00427_48717_7978.N1	24-JUN-2011 14:14:18	Bright	39.000	126	60Bet Oph	2.7700	4250.0	78	48717	No
162	GOM_NL__2PRFIN20110624_141641_000000393103_00427_48717_7979.N1	24-JUN-2011 14:16:41	Bright	38.500	59	55Alp Oph	2.0800	8900.0	77	48717	No
163	GOM_NL__2PRFIN20110624_142605_000000463103_00427_48717_7980.N1	24-JUN-2011 14:26:05	Bright	46.000	5	3Alp Lyr	0.033000	11000.	92	48717	No
164	GOM_NL__2PRFIN20110624_142814_000000403103_00427_48717_7981.N1	24-JUN-2011 14:28:14	Bright	39.500	130	23Bet Dra	2.7990	5800.0	79	48717	No
165	GOM_NL__2PRFIN20110624_143745_000000463103_00427_48717_7982.N1	24-JUN-2011 14:37:45	Bright	45.500	89	5Alp Cep	2.4510	8000.0	91	48717	No
166	GOM_NL__2PRFIN20110624_144448_000000463103_00427_48717_7983.N1	24-JUN-2011 14:44:48	Bright	46.000	74	11Bet Cas	2.2680	6600.0	92	48717	No
167	GOM_NL__2PRFIN20110624_144623_000000453103_00427_48717_7984.N1	24-JUN-2011 14:46:23	Bright	44.500	68	18Alp Cas	2.2250	4500.0	89	48717	No
168	GOM_NL__2PRFIN20110624_144849_000000483103_00427_48717_7985.N1	24-JUN-2011 14:48:49	Bright	48.000	160	23Gam Per	2.9300	4700.0	96	48717	No
169	GOM_NL__2PRFIN20110624_145213_000000453103_00427_48717_7986.N1	24-JUN-2011 14:52:13	Bright	44.500	73	57Gam1And	2.2600	13100.	89	48717	No
170	GOM_NL__2PRFIN20110624_145438_000000573103_00427_48717_7987.N1	24-JUN-2011 14:54:38	Tw_i_and_stray	57.000	53	43Bet And	2.0480	3300.0	114	48717	No
171	GOM_NL__2PRFIN20110624_145836_000000533103_00427_48717_7988.N1	24-JUN-2011 14:58:36	Dark	52.500	50	13Alp Ari	2.0070	4250.0	105	48717	No
172	GOM_NL__2PRFIN20110624_151628_000000773103_00427_48717_7989.N1	24-JUN-2011 15:16:28	Dark	77.000	52	16Bet Cet	2.0370	4500.0	154	48717	No
173	GOM_NL__2PRFIN20110624_152151_000000493103_00428_48718_7988.N1	24-JUN-2011 15:21:51	Dark	48.500	84	Alp Phe	2.3970	4500.0	97	48718	No
174	GOM_NL__2PRFIN20110624_152819_000000523103_00428_48718_7989.N1	24-JUN-2011 15:28:19	Dark	51.500	63	Bet Gru	2.1500	2800.0	103	48718	No
175	GOM_NL__2PRFIN20110624_153020_000000503103_00428_48718_7990.N1	24-JUN-2011 15:30:20	Straylight	49.500	31	Alp Gru	1.7340	15200.	99	48718	No
176	GOM_NL__2PRFIN20110624_153315_000000423103_00428_48718_7991.N1	24-JUN-2011 15:33:15	Straylight	41.500	45	Alp Pav	1.9400	26000.	83	48718	No
177	GOM_NL__2PRFIN20110624_154220_000000463103_00428_48718_7992.N1	24-JUN-2011 15:42:20	Tw_i_and_stray	46.000	38	20Eps Sgr	1.8360	11000.	92	48718	No
178	GOM_NL__2PRFIN20110624_154344_000000483103_00428_48718_7993.N1	24-JUN-2011 15:43:44	Bright	48.000	116	19Del Sgr	2.7000	4100.0	96	48718	No
179	GOM_NL__2PRFIN20110624_154552_000000503103_00428_48718_7994.N1	24-JUN-2011 15:45:52	Bright	50.000	155	41Pi Sgr	2.9000	6600.0	100	48718	No
180	GOM_NL__2PRFIN20110624_155432_000000403103_00428_48718_7995.N1	24-JUN-2011 15:54:32	Bright	39.500	126	60Bet Oph	2.7700	4250.0	79	48718	No
181	GOM_NL__2PRFIN20110624_155655_000000393103_00428_48718_7996.N1	24-JUN-2011 15:56:55	Bright	38.500	59	55Alp Oph	2.0800	8900.0	77	48718	No
182	GOM_NL__2PRFIN20110624_160619_000000493103_00428_48718_7997.N1	24-JUN-2011 16:06:19	Bright	49.000	5	3Alp Lyr	0.033000	11000.	98	48718	No
183	GOM_NL__2PRFIN20110624_160828_000000403103_00428_48718_7998.N1	24-JUN-2011 16:08:28	Bright	39.500	130	23Bet Dra	2.7990	5800.0	79	48718	No
184	GOM_NL__2PRFIN20110624_161758_000000463103_00428_48718_7999.N1	24-JUN-2011 16:17:58	Bright	45.500	89	5Alp Cep	2.4510	8000.0	91	48718	No
185	GOM_NL__2PRFIN20110624_162502_000000463103_00428_48718_8000.N1	24-JUN-2011 16:25:02	Bright	46.000	74	11Bet Cas	2.2680	6600.0	92	48718	No
186	GOM_NL__2PRFIN20110624_162636_000000483103_00428_48718_8001.N1	24-JUN-2011 16:26:36	Bright	48.000	68	18Alp Cas	2.2250	4500.0	96	48718	No
187	GOM_NL__2PRFIN20110624_162903_000000353103_00428_48718_8002.N1	24-JUN-2011 16:29:03	Bright	34.500	160	23Gam Per	2.9300	4700.0	69	48718	No
188	GOM_NL__2PRFIN20110624_163227_000000473103_00428_48718_8003.N1	24-JUN-2011 16:32:27	Bright	46.500	73	57Gam1And	2.2600	13100.	93	48718	No
189	GOM_NL__2PRFIN20110624_163452_000000503103_00428_48718_8004.N1	24-JUN-2011 16:34:52	Tw_i_and_stray	50.000	53	43Bet And	2.0480	3300.0	100	48718	No
190	GOM_NL__2PRFIN20110624_163850_000000513103_00428_48718_8005.N1	24-JUN-2011 16:38:50	Dark	50.500	50	13Alp Ari	2.0070	4250.0	101	48718	No
191	GOM_NL__2PRFIN20110624_165644_000000693103_00428_48718_8006.N1	24-JUN-2011 16:56:44	Dark	68.500	52	16Bet Cet	2.0370	4500.0	137	48718	No
192	GOM_NL__2PRFIN20110624_170206_000000553103_00429_48719_8016.N1	24-JUN-2011 17:02:06	Dark	55.000	84	Alp Phe	2.3970	4500.0	110	48719	No
193	GOM_NL__2PRFIN20110624_170834_000000523103_00429_48719_8017.N1	24-JUN-2011 17:08:34	Dark	52.000	63	Bet Gru	2.1500	2800.0	104	48719	No
194	GOM_NL__2PRFIN20110624_171035_000000493103_00429_48719_8018.N1	24-JUN-2011 17:10:35	Straylight	49.000	31	Alp Gru	1.7340	15200.	98	48719	No
195	GOM_NL__2PRFIN20110624_171330_000000413103_00429_48719_8019.N1	24-JUN-2011 17:13:30	Straylight	40.500	45	Alp Pav	1.9400	26000.	81	48719	No
196	GOM_NL__2PRFIN20110624_172235_000000463103_00429_48719_8020.N1	24-JUN-2011 17:22:35	Tw_i_and_stray	46.000	38	20Eps Sgr	1.8360	11000.	92	48719	No
197	GOM_NL__2PRFIN20110624_172359_000000473103_00429_48719_8021.N1	24-JUN-2011 17:23:59	Bright	46.500	116	19Del Sgr	2.7000	4100.0	93	48719	No
198	GOM_NL__2PRFIN20110624_172606_000000503103_00429_48719_8022.N1	24-JUN-2011 17:26:06	Bright	50.000	155	41Pi Sgr	2.9000	6600.0	100	48719	No
199	GOM_NL__2PRFIN20110624_173446_000000393103_00429_48719_8023.N1	24-JUN-2011 17:34:46	Bright	38.500	126	60Bet Oph	2.7700	4250.0	77	48719	No
200	GOM_NL__2PRFIN20110624_173708_000000413103_00429_48719_8024.N1	24-JUN-2011 17:37:08	Bright	41.000	59	55Alp Oph	2.0800	8900.0	82	48719	No
201	GOM_NL__2PRFIN20110624_174632_000000473103_00429_48719_8025.N1	24-JUN-2011 17:46:32	Bright	46.500	5	3Alp Lyr	0.033000	11000.	93	48719	No
202	GOM_NL__2PRFIN20110624_174842_000000393103_00429_48719_8026.N1	24-JUN-2011 17:48:42	Bright	38.500	130	23Bet Dra	2.7990	5800.0	77	48719	No
203	GOM_NL__2PRFIN20110624_175811_000000473103_00429_48719_8027.N1	24-JUN-2011 17:58:11	Bright	46.500	89	5Alp Cep	2.4510	8000.0	93	48719	No
204	GOM_NL__2PRFIN20110624_180515_000000493103_00429_48719_8028.N1	24-JUN-2011 18:05:15	Bright	48.500	74	11Bet Cas	2.2680	6600.0	97	48719	No
205	GOM_NL__2PRFIN20110624_180650_000000493103_00429_48719_8029.N1	24-JUN-2011 18:06:50	Bright	48.500	68	18Alp Cas	2.2250	4500.0	97	48719	No
206	GOM_NL__2PRFIN20110624_180917_000000433103_00429_48719_8030.N1	24-JUN-2011 18:09:17	Bright	43.000	160	23Gam Per	2.9300	4700.0	86	48719	No
207	GOM_NL__2PRFIN20110624_181241_000000473103_00429_48719_8031.N1	24-JUN-2011 18:12:41	Bright	46.500	73	57Gam1And	2.2600	13100.	93	48719	No
208	GOM_NL__2PRFIN20110624_181506_000000503103_00429_48719_8032.N1	24-JUN-2011 18:15:06	Tw_i_and_stray	50.000	53	43Bet And	2.0480	3300.0	100	48719	No
209	GOM_NL__2PRFIN20110624_181905_000000533103_00429_48719_8033.N1	24-JUN-2011 18:19:05	Dark	52.500	50	13Alp Ari	2.0070	4250.0	105	48719	No
210	GOM_NL__2PRFIN20110624_183700_000000613103_00429_48719_8034.N1	24-JUN-2011 18:37:00	Dark	61.000	52	16Bet Cet	2.0370	4500.0	122	48719	No
211	GOM_NL__2PRFIN20110624_184221_000000473103_00430_48720_8042.N1	24-JUN-2011 18:42:21	Dark	46.500	84	Alp Phe	2.3970	4500.0	93	48720	No
212	GOM_NL__2PRFIN20110624_184849_000000523103_00430_48720_8043.N1	24-JUN-2011 18:48:49	Dark	51.500	63	Bet Gru	2.1500	2800.0	103	48720	No
213	GOM_NL__2PRFIN20110624_185050_000000483103_00430_48720_8044.N1	24-JUN-2011 18:50:50	Straylight	47.500	31	Alp Gru	1.7340	15200.	95	48720	No
214	GOM_NL__2PRFIN20110624_185344_000000413103_00430_48720_8045.N1	24-JUN-2011 18:53:44	Straylight	41.000	45	Alp Pav	1.9400	26000.	82	48720	No
215	GOM_NL__2PRFIN20110624_190249_000000483103_00430_48720_8046.N1	24-JUN-2011 19:02:49	Tw_i_and_stray	47.500	38	20Eps Sgr	1.8360	11000.	95	48720	No
216	GOM_NL__2PRFIN20110624_190413_000000493103_00430_48720_8047.N1	24-JUN-2011 19:04:13	Bright	48.500	116	19Del Sgr	2.7000	4100.0	97	48720	No
217	GOM_NL__2PRFIN20110624_190621_000000503103_00430_48720_8048.N1	24-JUN-2011 19:06:21	Bright	50.000	155	41Pi Sgr	2.9000	6600.0	100	48720	No
218	GOM_NL__2PRFIN20110624_191500_000000393103_00430_48720_8049.N1	24-JUN-2011 19:15:00	Bright	39.000	126	60Bet Oph	2.7700	4250.0	78	48720	No
219	GOM_NL__2PRFIN20110624_191722_000000403103_00430_48720_8050.N1	24-JUN-2011 19:17:22	Bright	40.000	59	55Alp Oph	2.0800	8900.0	80	48720	No

220	GOM_NL__2PRFIN20110624_192646_000000463103_00430_48720_8051.N1	24-JUN-2011 19:26:46	Bright	45.500	5	3Alp Lyr	0.033000	11000.	91	48720	No
221	GOM_NL__2PRFIN20110624_192856_000000403103_00430_48720_8052.N1	24-JUN-2011 19:28:56	Bright	39.500	130	23Bet Dra	2.7990	5800.0	79	48720	No
222	GOM_NL__2PRFIN20110624_193825_000000483103_00430_48720_8053.N1	24-JUN-2011 19:38:25	Bright	47.500	89	5Alp Cep	2.4510	8000.0	95	48720	No
223	GOM_NL__2PRFIN20110624_194529_000000563103_00430_48720_8054.N1	24-JUN-2011 19:45:29	Bright	56.000	74	11Bet Cas	2.2680	6600.0	112	48720	No
224	GOM_NL__2PRFIN20110624_194704_000000463103_00430_48720_8055.N1	24-JUN-2011 19:47:04	Bright	46.000	68	18Alp Cas	2.2250	4500.0	92	48720	No
225	GOM_NL__2PRFIN20110624_194931_000000553103_00430_48720_8056.N1	24-JUN-2011 19:49:31	Bright	55.000	160	23Gam Per	2.9300	4700.0	110	48720	No
226	GOM_NL__2PRFIN20110624_195255_000000443103_00430_48720_8057.N1	24-JUN-2011 19:52:55	Bright	43.500	73	57Gam1And	2.2600	13100.	87	48720	No
227	GOM_NL__2PRFIN20110624_195520_000000463103_00430_48720_8058.N1	24-JUN-2011 19:55:20	Twilight	46.000	53	43Bet And	2.0480	3300.0	92	48720	No
228	GOM_NL__2PRFIN20110624_195919_000000563103_00430_48720_8059.N1	24-JUN-2011 19:59:19	Dark	55.500	50	13Alp Ari	2.0070	4250.0	111	48720	No
229	GOM_NL__2PRFIN20110624_201715_000000633103_00430_48720_8060.N1	24-JUN-2011 20:17:15	Dark	62.500	52	16Bet Cet	2.0370	4500.0	125	48720	No
230	GOM_NL__2PRFIN20110624_202236_000000483103_00431_48721_8079.N1	24-JUN-2011 20:22:36	Dark	47.500	84	Alp Phe	2.3970	4500.0	95	48721	No
231	GOM_NL__2PRFIN20110624_220919_000000533104_00001_48722_8094.N1	24-JUN-2011 22:09:19	Straylight	53.000	63	Bet Gru	2.1500	2800.0	106	48722	No
232	GOM_NL__2PRFIN20110624_221119_000000523104_00001_48722_8095.N1	24-JUN-2011 22:11:19	Straylight	52.000	31	Alp Gru	1.7340	15200.	104	48722	No
233	GOM_NL__2PRFIN20110624_221414_000000423104_00001_48722_8096.N1	24-JUN-2011 22:14:14	Straylight	42.000	45	Alp Pav	1.9400	26000.	84	48722	No
234	GOM_NL__2PRFIN20110624_222318_000000443104_00001_48722_8097.N1	24-JUN-2011 22:23:18	Twilight	43.500	38	20Eps Sgr	1.8360	11000.	87	48722	No
235	GOM_NL__2PRFIN20110624_222442_000000563104_00001_48722_8098.N1	24-JUN-2011 22:24:42	Bright	56.000	116	19Del Sgr	2.7000	4100.0	112	48722	No
236	GOM_NL__2PRFIN20110624_222649_000000493104_00001_48722_8099.N1	24-JUN-2011 22:26:49	Bright	49.000	155	41Pi Sgr	2.9000	6600.0	98	48722	No
237	GOM_NL__2PRFIN20110624_223528_000000393104_00001_48722_8100.N1	24-JUN-2011 22:35:28	Bright	39.000	126	60Bet Oph	2.7700	4250.0	78	48722	No
238	GOM_NL__2PRFIN20110624_223750_000000393104_00001_48722_8101.N1	24-JUN-2011 22:37:50	Bright	38.500	59	55Alp Oph	2.0800	8900.0	77	48722	No
239	GOM_NL__2PRFIN20110624_224712_000000443104_00001_48722_8102.N1	24-JUN-2011 22:47:12	Bright	43.500	5	3Alp Lyr	0.033000	11000.	87	48722	No
240	GOM_NL__2PRFIN20110624_224923_000000383104_00001_48722_8103.N1	24-JUN-2011 22:49:23	Bright	37.500	130	23Bet Dra	2.7990	5800.0	75	48722	No
241	GOM_NL__2PRFIN20110624_225851_000000493104_00001_48722_8104.N1	24-JUN-2011 22:58:51	Bright	48.500	89	5Alp Cep	2.4510	8000.0	97	48722	No
242	GOM_NL__2PRFIN20110624_230556_000000453104_00001_48722_8105.N1	24-JUN-2011 23:05:56	Bright	45.000	74	11Bet Cas	2.2680	6600.0	90	48722	No
243	GOM_NL__2PRFIN20110624_230731_000000483104_00001_48722_8106.N1	24-JUN-2011 23:07:31	Bright	47.500	68	18Alp Cas	2.2250	4500.0	95	48722	No
244	GOM_NL__2PRFIN20110624_230959_000000363104_00001_48722_8107.N1	24-JUN-2011 23:09:59	Bright	35.500	160	23Gam Per	2.9300	4700.0	71	48722	No
245	GOM_NL__2PRFIN20110624_231323_000000463104_00001_48722_8108.N1	24-JUN-2011 23:13:23	Bright	46.000	73	57Gam1And	2.2600	13100.	92	48722	No
246	GOM_NL__2PRFIN20110624_231551_000000473104_00001_48722_8109.N1	24-JUN-2011 23:15:51	Twilight	47.000	173	4Bet Tri	3.0040	8900.0	94	48722	No
247	GOM_NL__2PRFIN20110624_231947_000000533104_00001_48722_8110.N1	24-JUN-2011 23:19:47	Dark	52.500	50	13Alp Ari	2.0070	4250.0	105	48722	No
248	GOM_NL__2PRFIN20110624_232440_000000373104_00001_48722_8111.N1	24-JUN-2011 23:24:40	Dark	36.500	94	92Alp Cet	2.5260	3100.0	73	48722	No
249	GOM_NL__2PRFIN20110624_234306_000000503104_00002_48723_8111.N1	24-JUN-2011 23:43:06	Dark	49.500	84	Alp Phe	2.3970	4500.0	99	48723	No
250	GOM_NL__2PRFIN20110624_234934_000000533104_00002_48723_8112.N1	24-JUN-2011 23:49:34	Straylight	53.000	63	Bet Gru	2.1500	2800.0	106	48723	No
251	GOM_NL__2PRFIN20110624_235134_000000533104_00002_48723_8113.N1	24-JUN-2011 23:51:34	Straylight	52.500	31	Alp Gru	1.7340	15200.	105	48723	No
252	GOM_NL__2PRFIN20110624_235428_000000483104_00002_48723_8114.N1	24-JUN-2011 23:54:28	Straylight	47.500	45	Alp Pav	1.9400	26000.	95	48723	No

3. Quality information per product


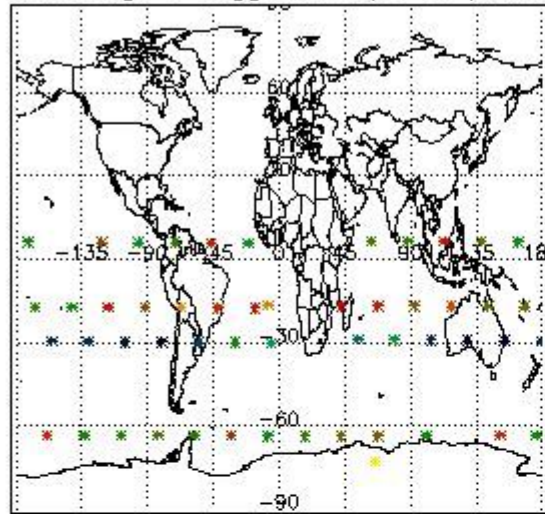
In this section it is plotted some information contained in the Quality Summary data set of the level 2 products. Only products in dark limb conditions and without errors (error flag in the MPH set to "0") are used.

3.1 Plot quality information per product (time dependant)

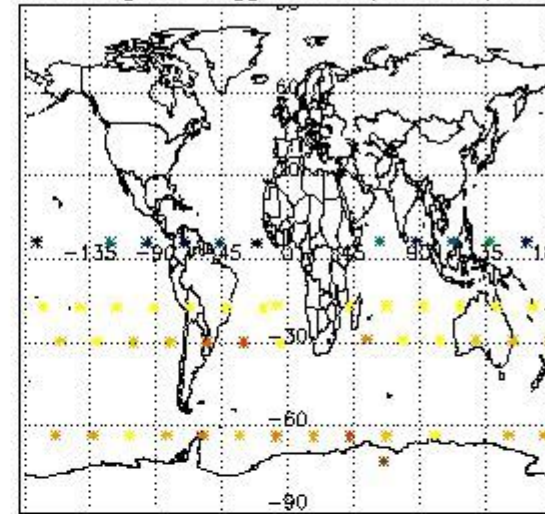


3.2 Plot quality information per product (world map)


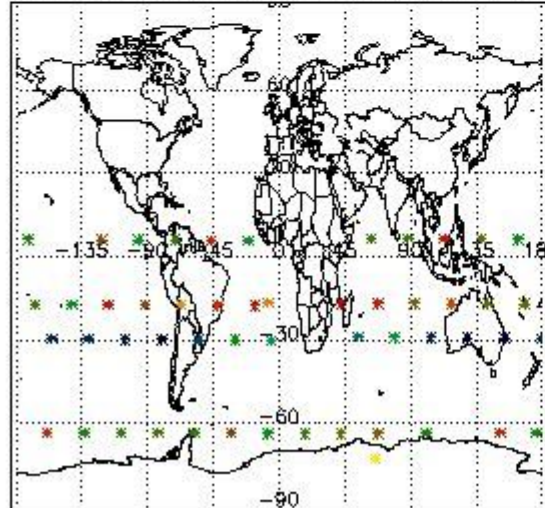
Percentage of flagged data per O3 profile



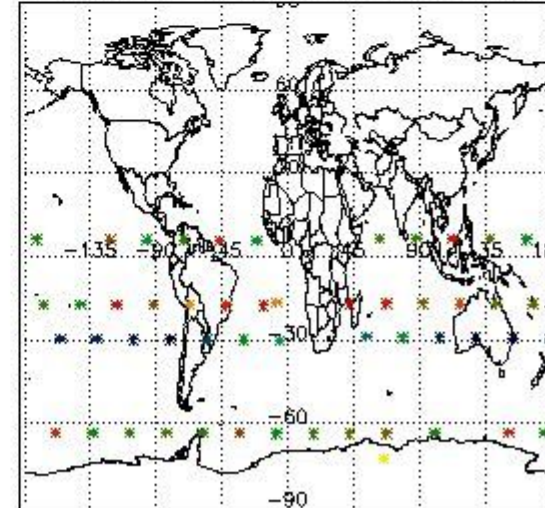
Percentage of flagged data per H2O profile



Percentage of flagged data per NO2 profile



Percentage of flagged data per NO3 profile

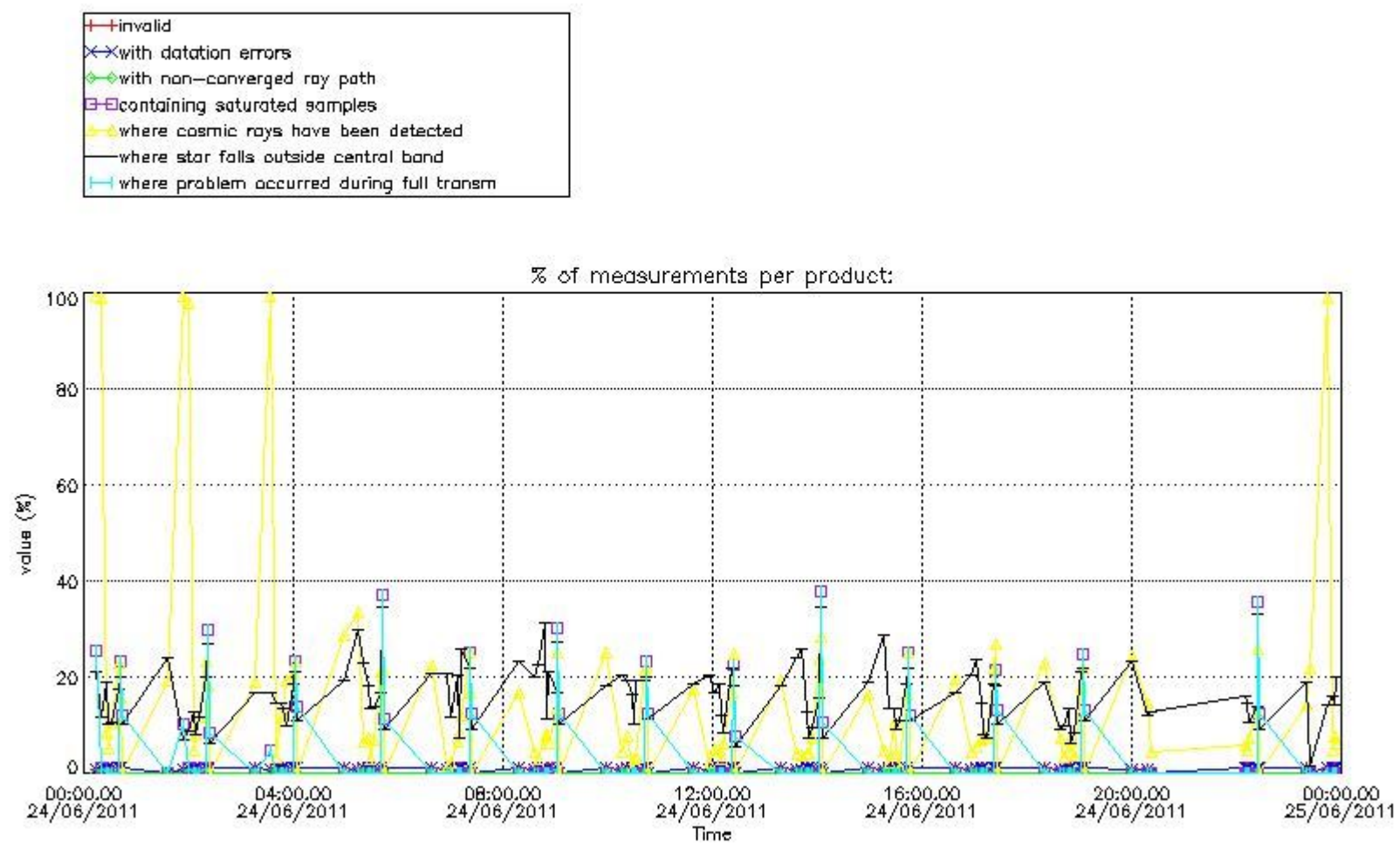


4. Level 1 quality information per product

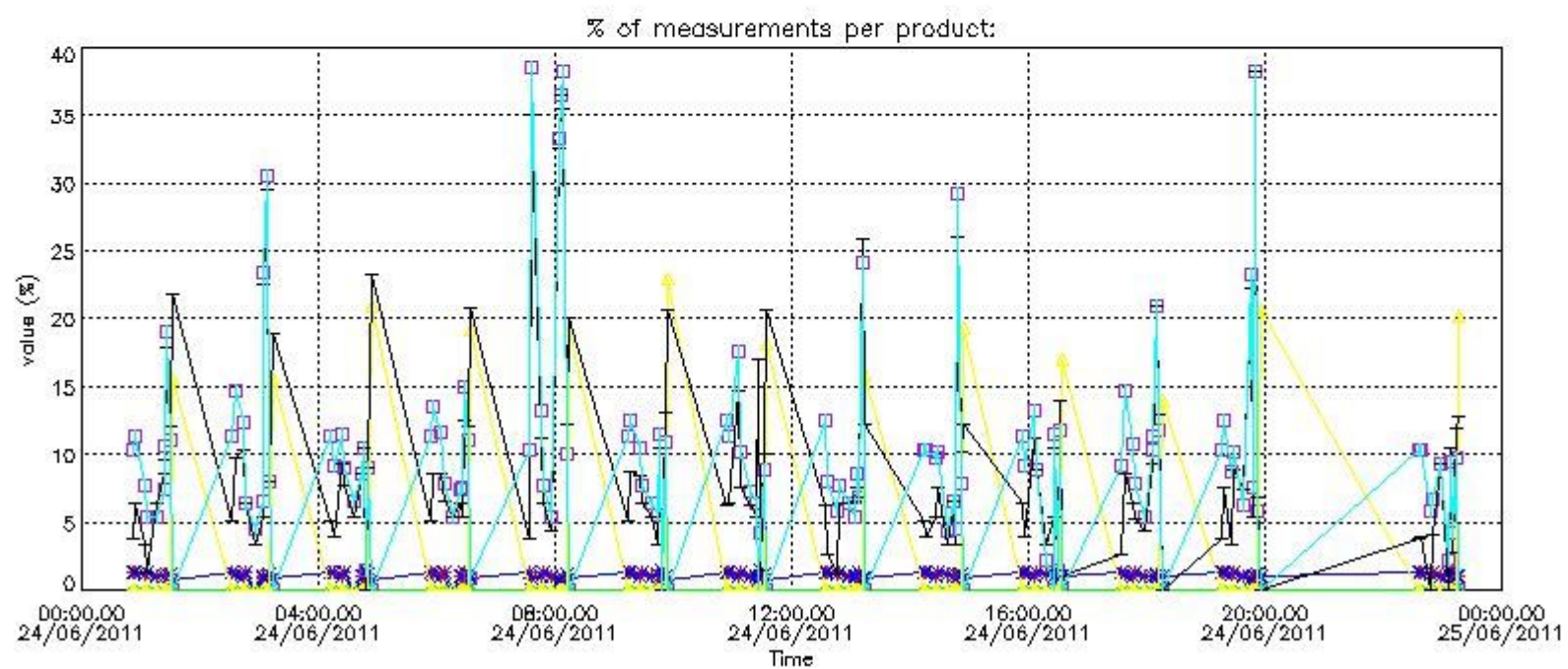
In this section it is plotted some information contained in the Quality Summary data set of the level 2 products that comes from the level 1b processing. Products without errors (error flag in the MPH set to "0") are used.

4.1 Plot quality information per product (time dependant) coming from level 1b processing

4.1.1 Plot level 1 quality information per product (time dependant): ENVISAT ASCENDING passes

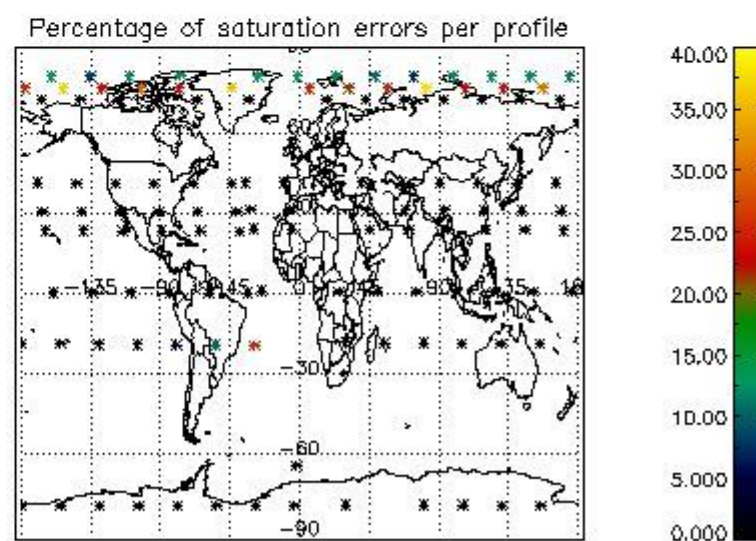
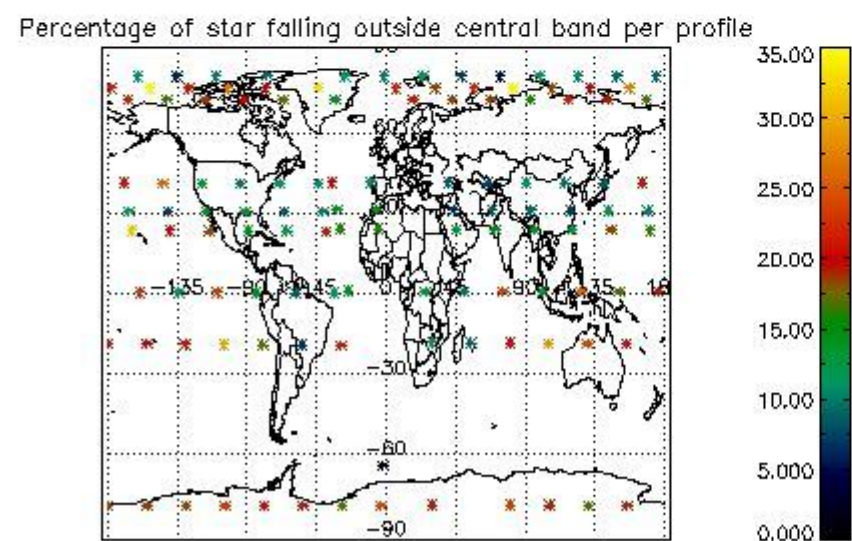
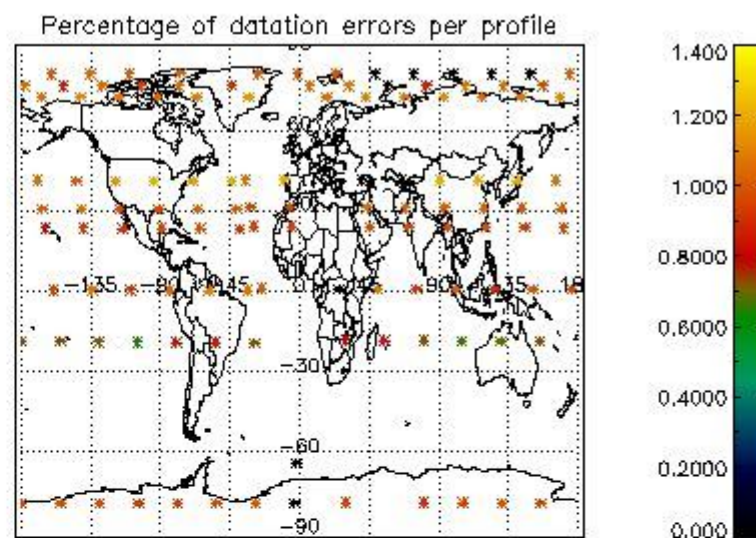
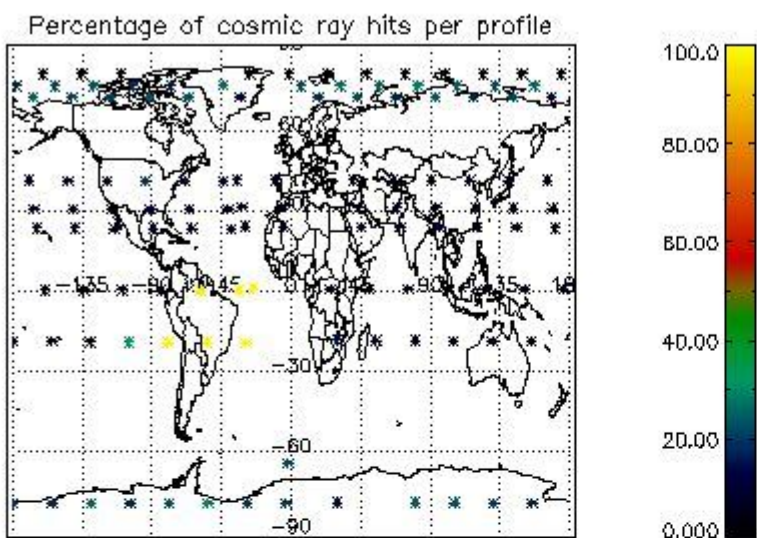


4.1.2 Plot level 1 quality information per product (time dependant): ENVISAT DESCENDING passes

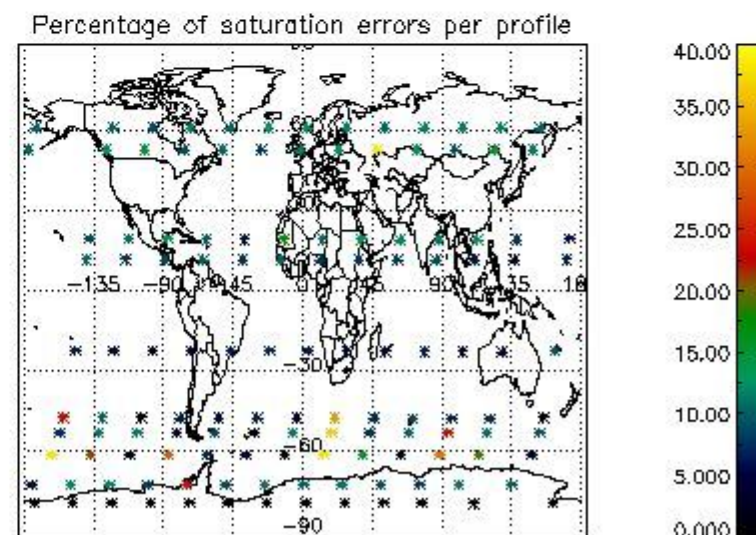
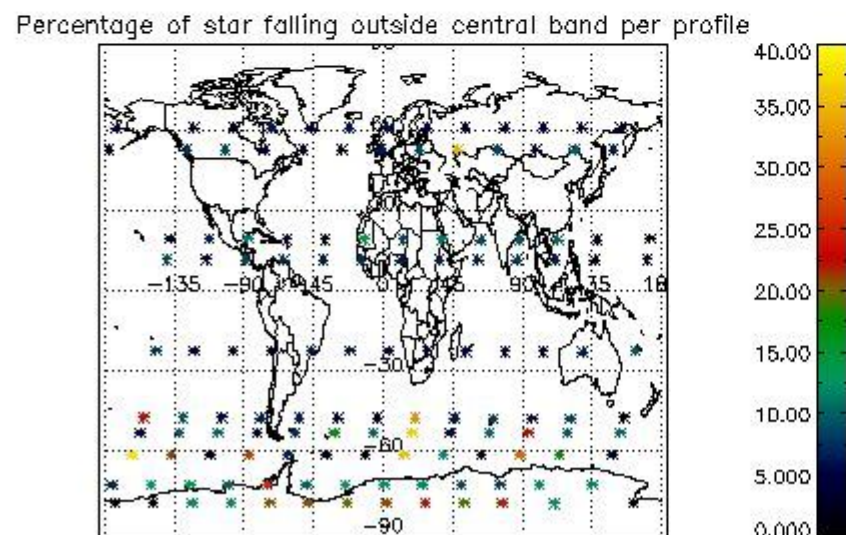
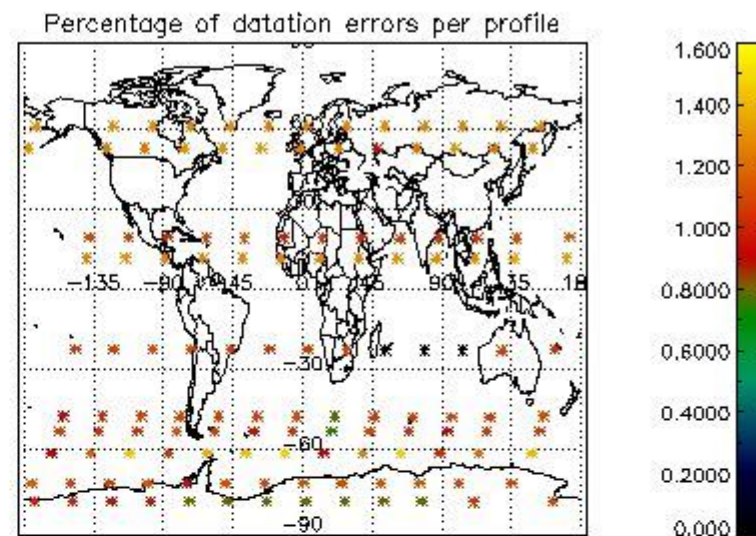
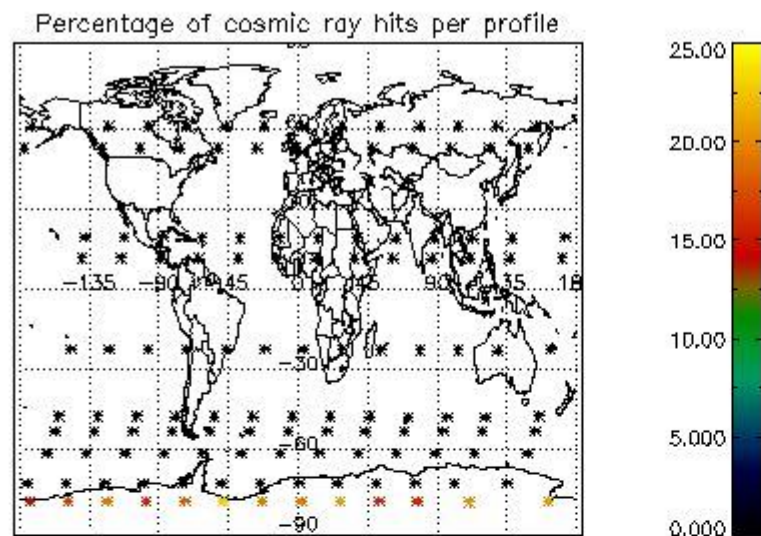


4.2 Plot quality information per product coming from level 1b processing (world map)

4.2.1 Plot level 1 quality information per product (world map): ENVISAT ASCENDING passes



4.2.2 Plot level 1 quality information per product (world map): ENVISAT DESCENDING passes



5. Trace gas profiles

5.1 Ozone statistics based on quality of products

The final quality of the products can be "measured" using the STD (Standard Deviation) attached to every point profile. This information is written to the parameter GOM_NL__2P/NL_LOCAL_SPECIES_DENSITY/o3_std of the level 2 products. The table below shows the statistics for given STD ranges.

The statistics are given with respect to the overall valid production:

- Products without fatal errors: GOM_NL__2P/MPH/PRODUCT_ERR=0
- Valid point profile: GOM_NL__2P/NL_LOCAL_SPECIES_DENSITY/pcd(0)=0

The 'Criteria' is applied to valid points of dark limb products:

- Products in dark limb illumination condition: GOM_NL__2P/NL_SUMMARY_QUALITY/obs_ill_cond=0
- Products without fatal errors: GOM_NL__2P/MPH/PRODUCT_ERR=0
- Valid point profile: GOM_NL__2P/NL_LOCAL_SPECIES_DENSITY/pcd(0)=0

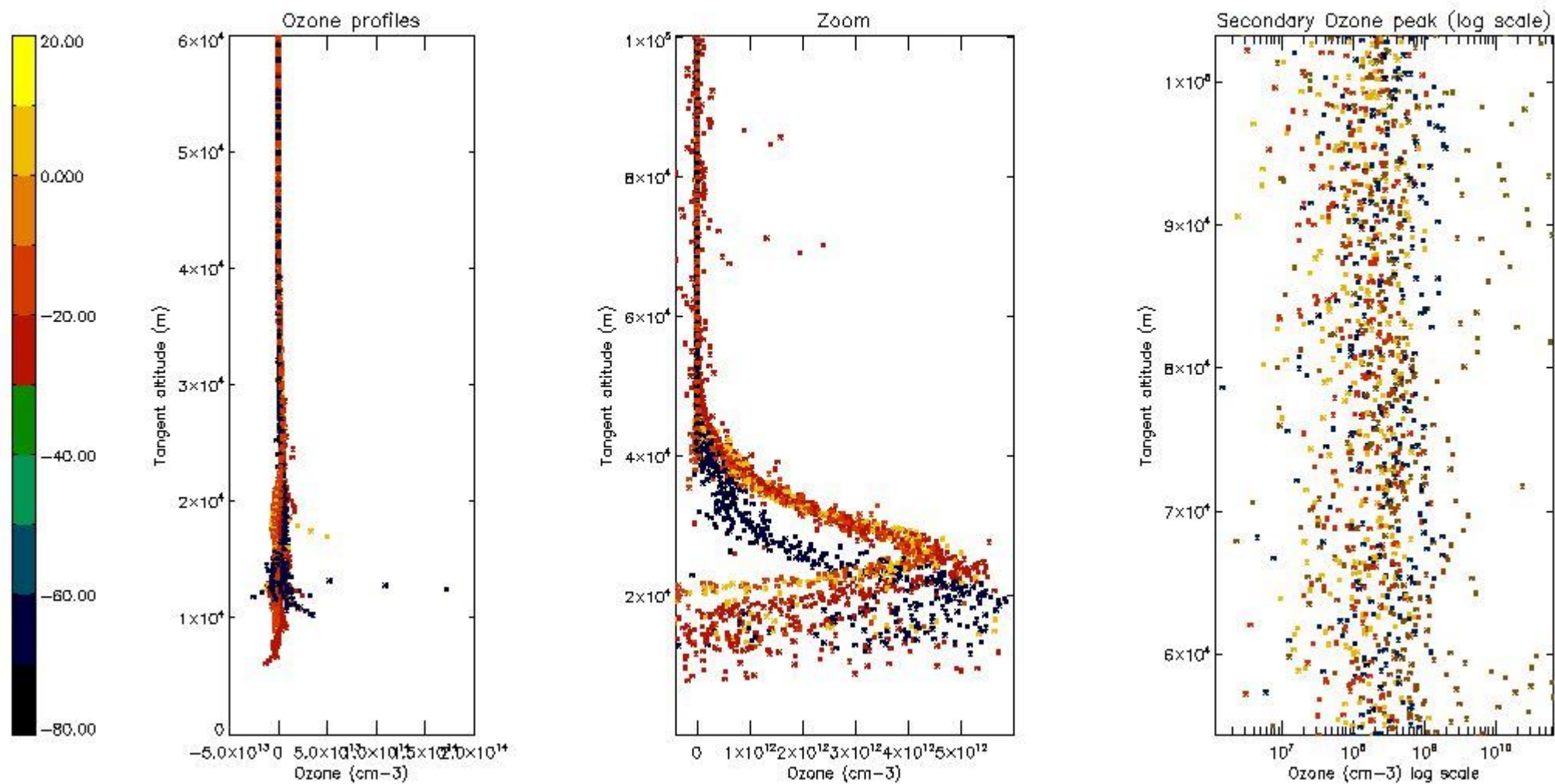
So, the table below shows the percentage of dark limb and valid observations for each criteria with respect to the overall valid daily observations.

Criteria	% of total production
All STD	25
STD < 20	6

STD < 10	4
STD < 5	0

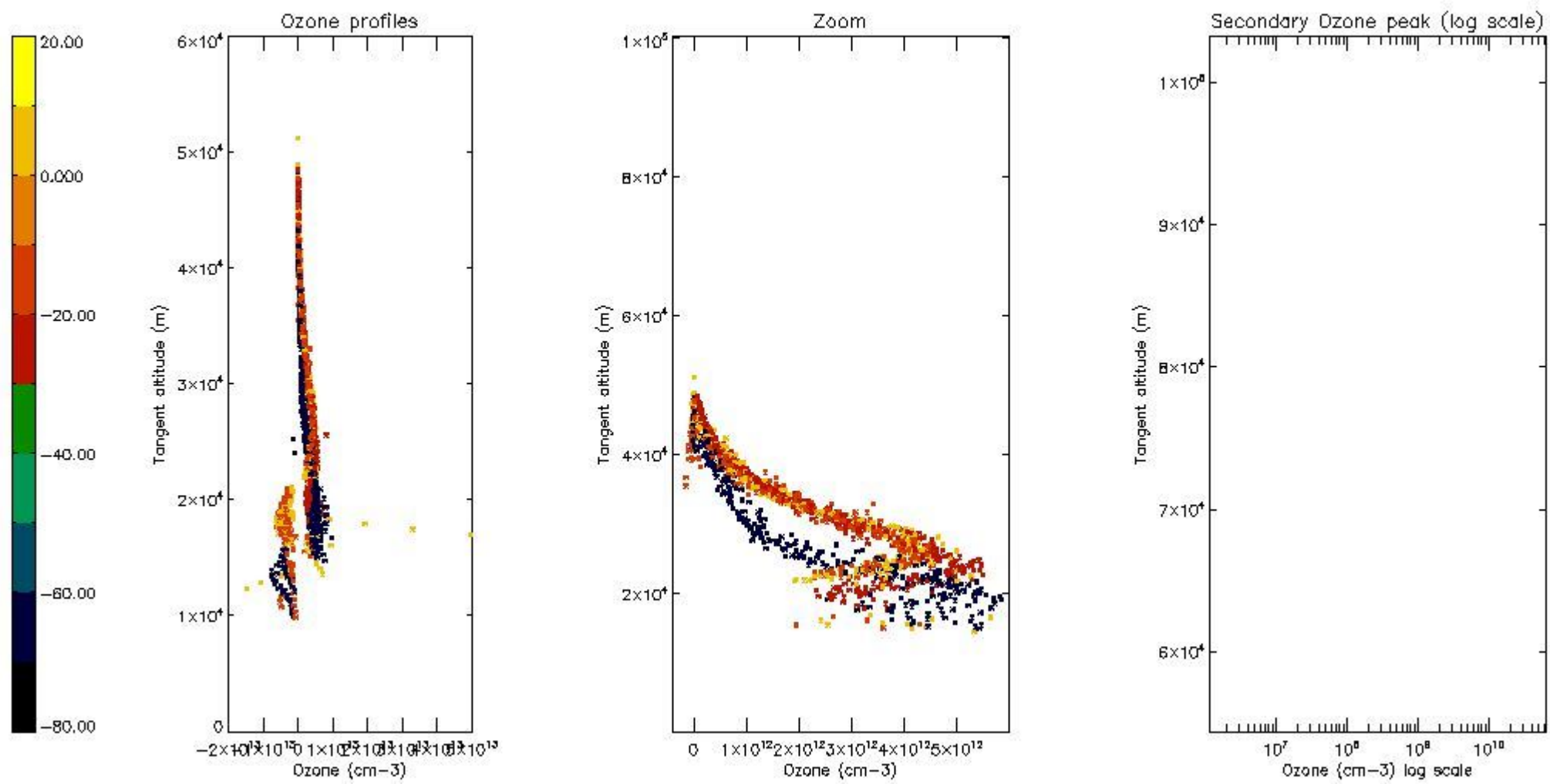
5.2 Plot ozone profiles for all STD (dark without errors)

The colorbar represents the latitude.



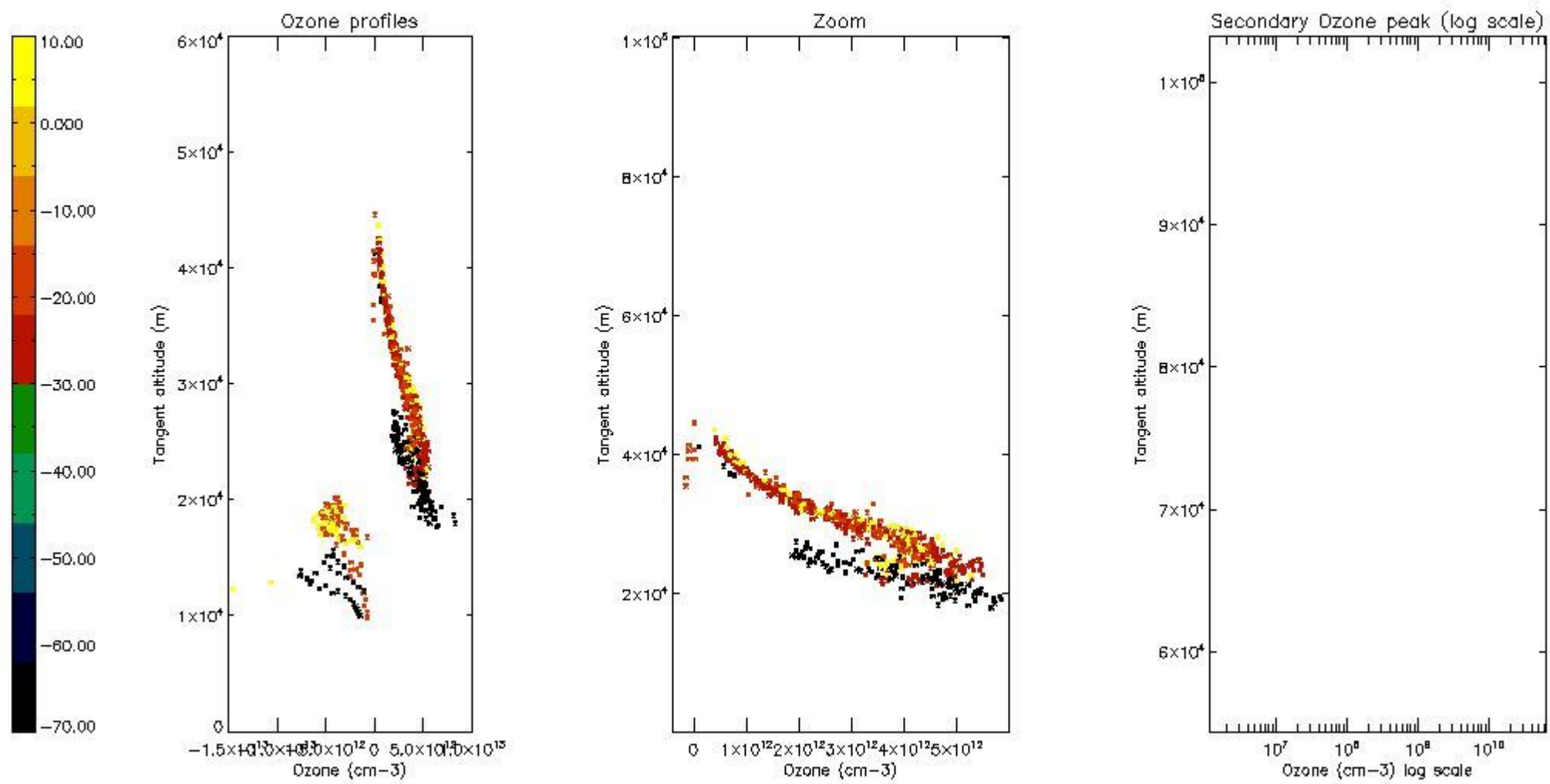
5.3 Plot ozone profiles where STD < 20% (dark without errors)

The colorbar represents the latitude.



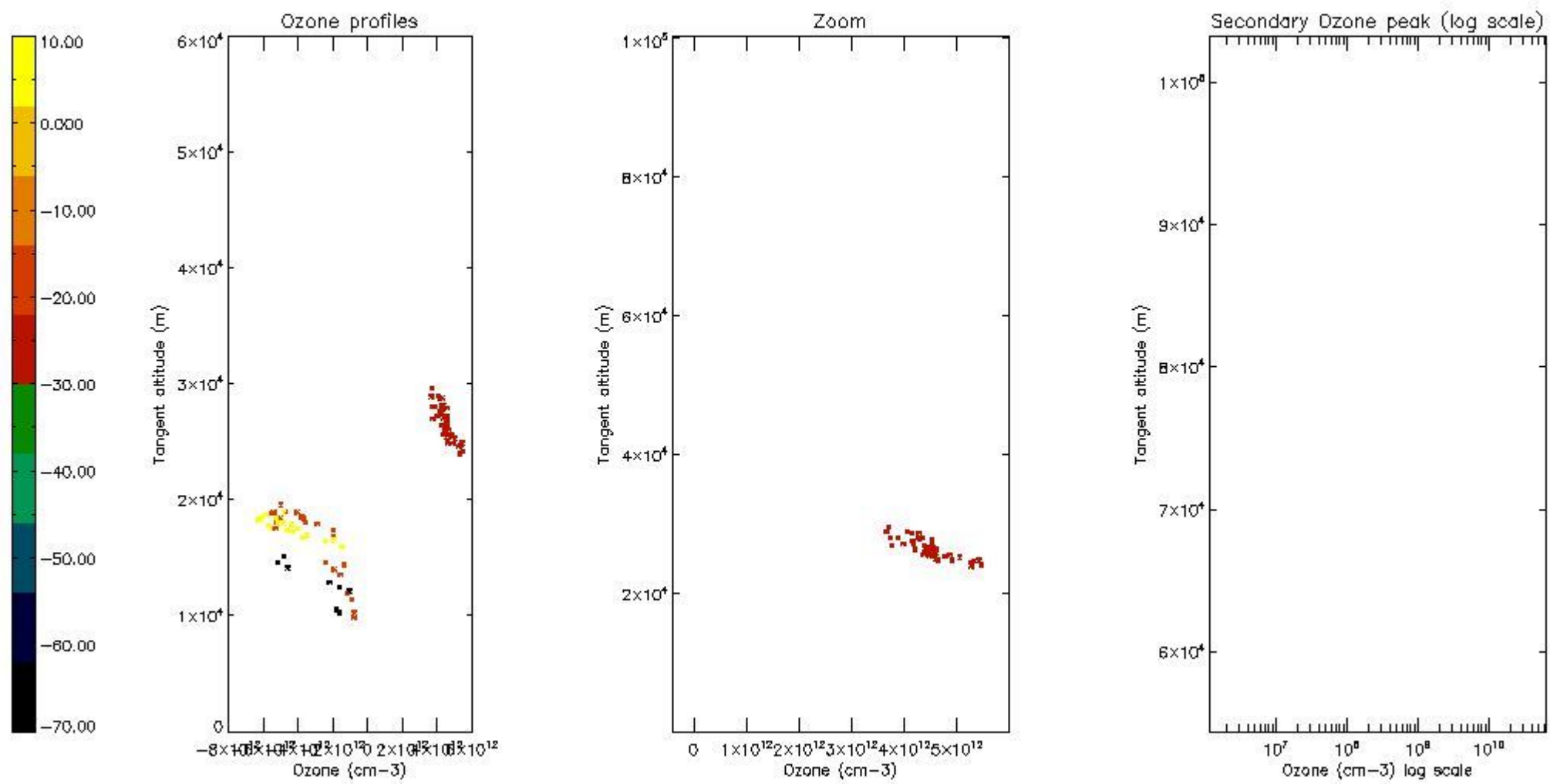
5.4 Plot ozone profiles where $STD < 10\%$ (dark without errors)

The colorbar represents the latitude.



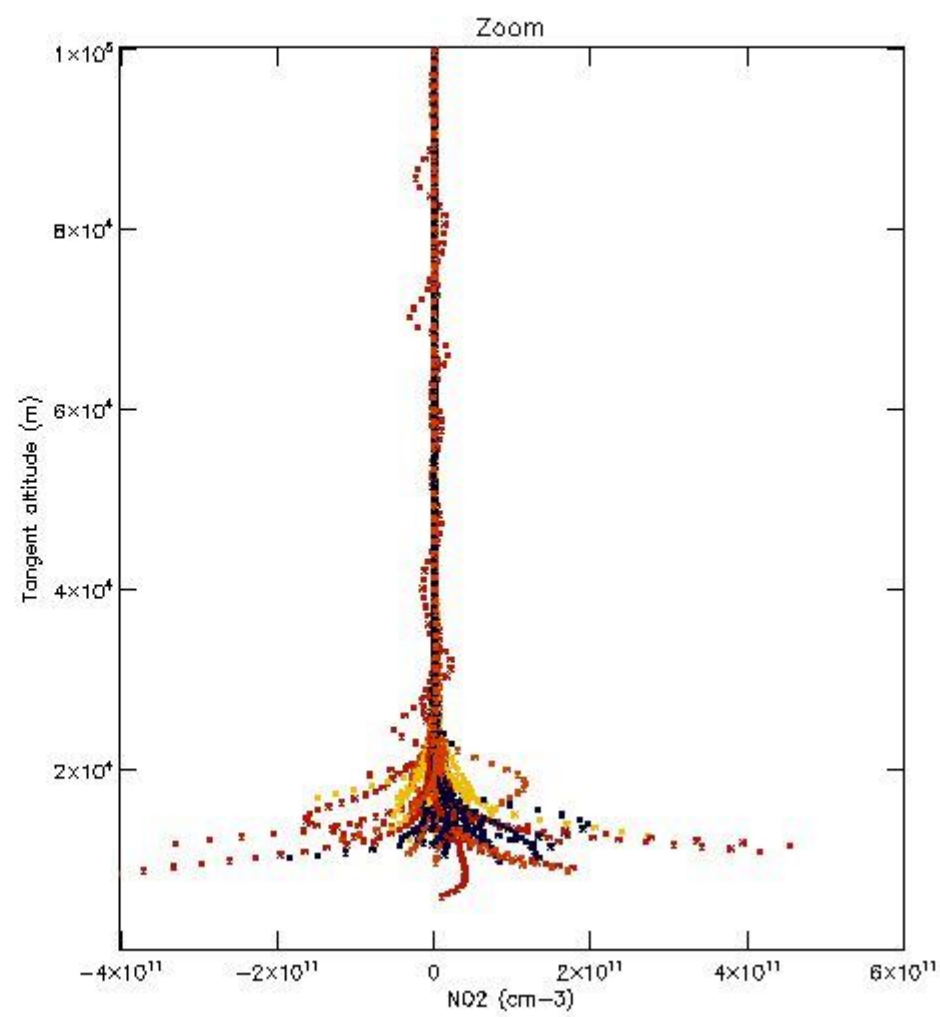
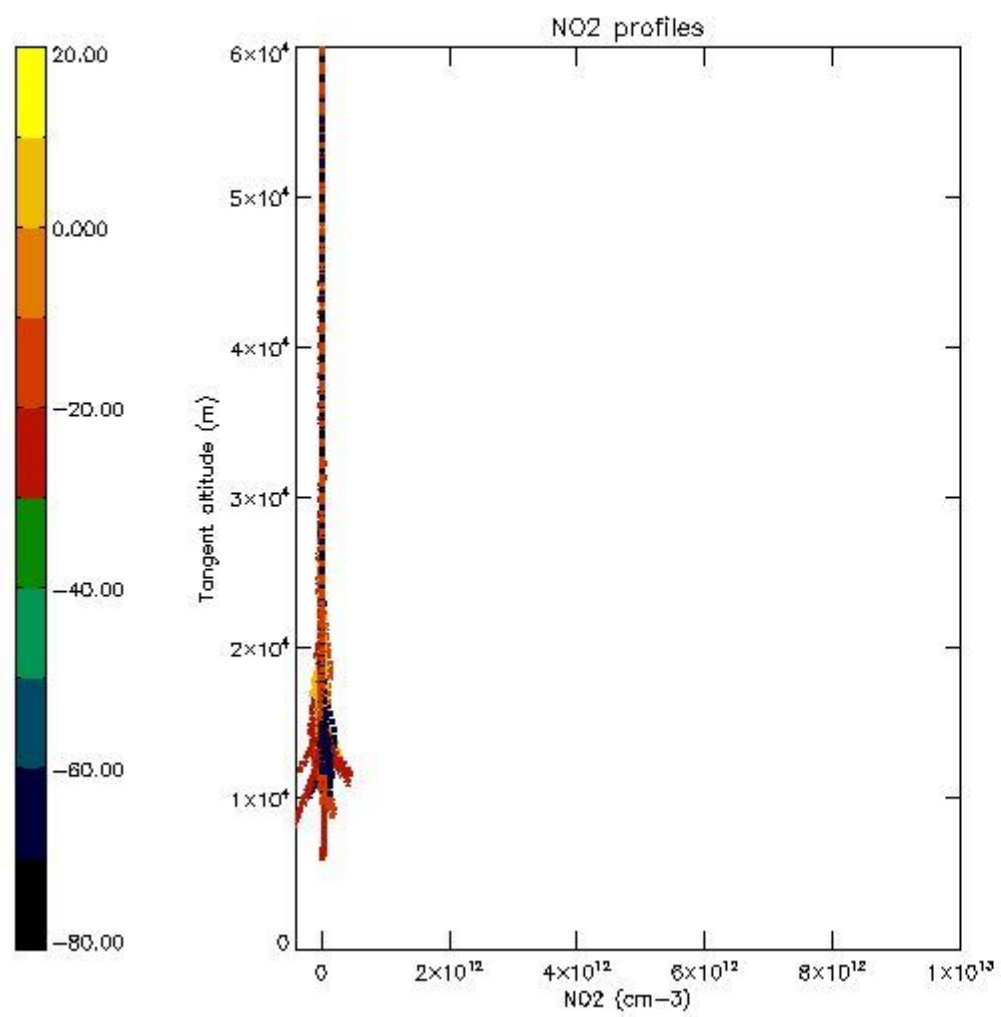
5.5 Plot ozone profiles where STD < 5% (dark without errors)

The colorbar represents the latitude.



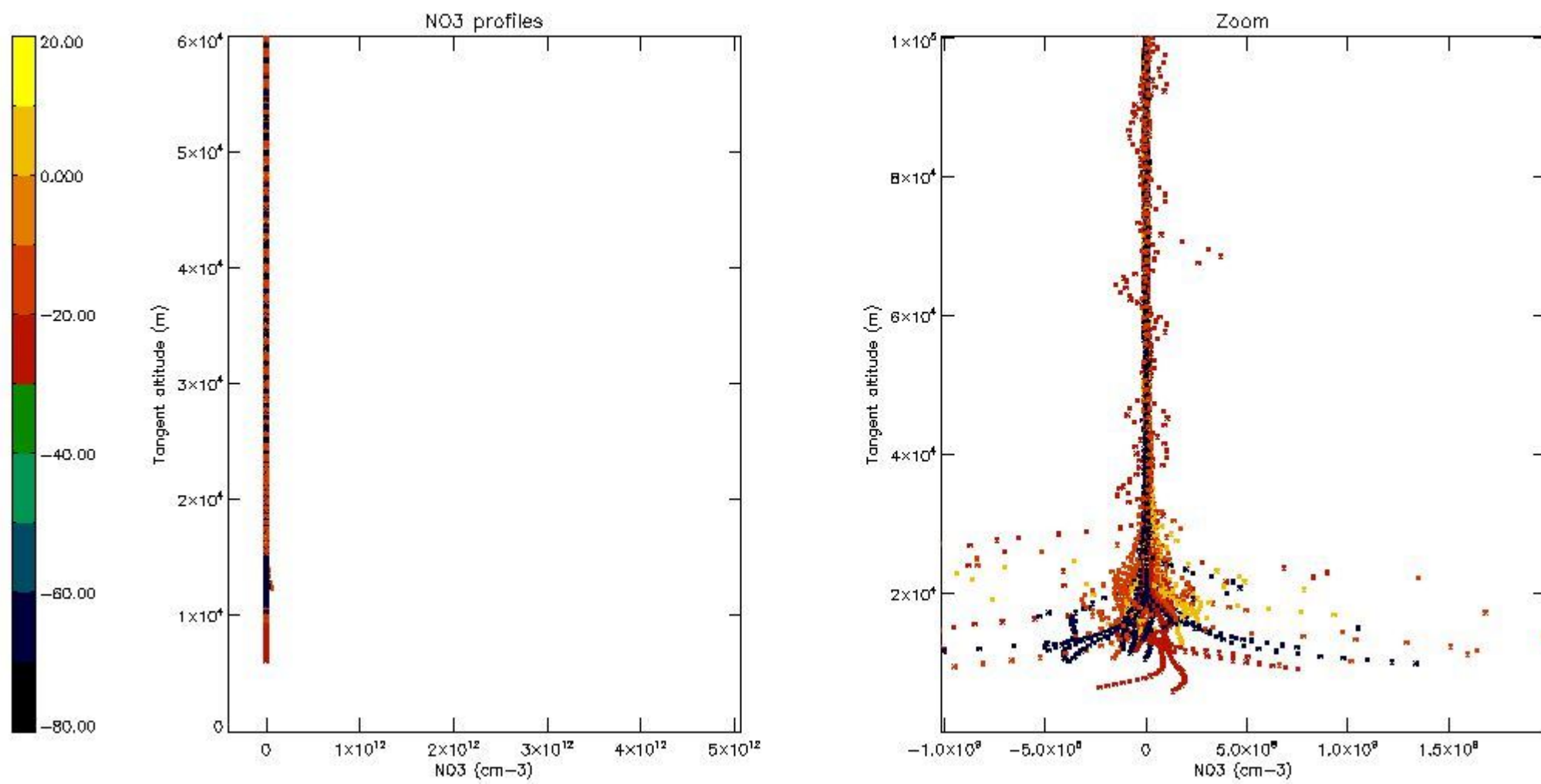
5.6 Plot NO₂ profiles for all STD (dark without errors)

The colorbar represents the latitude.



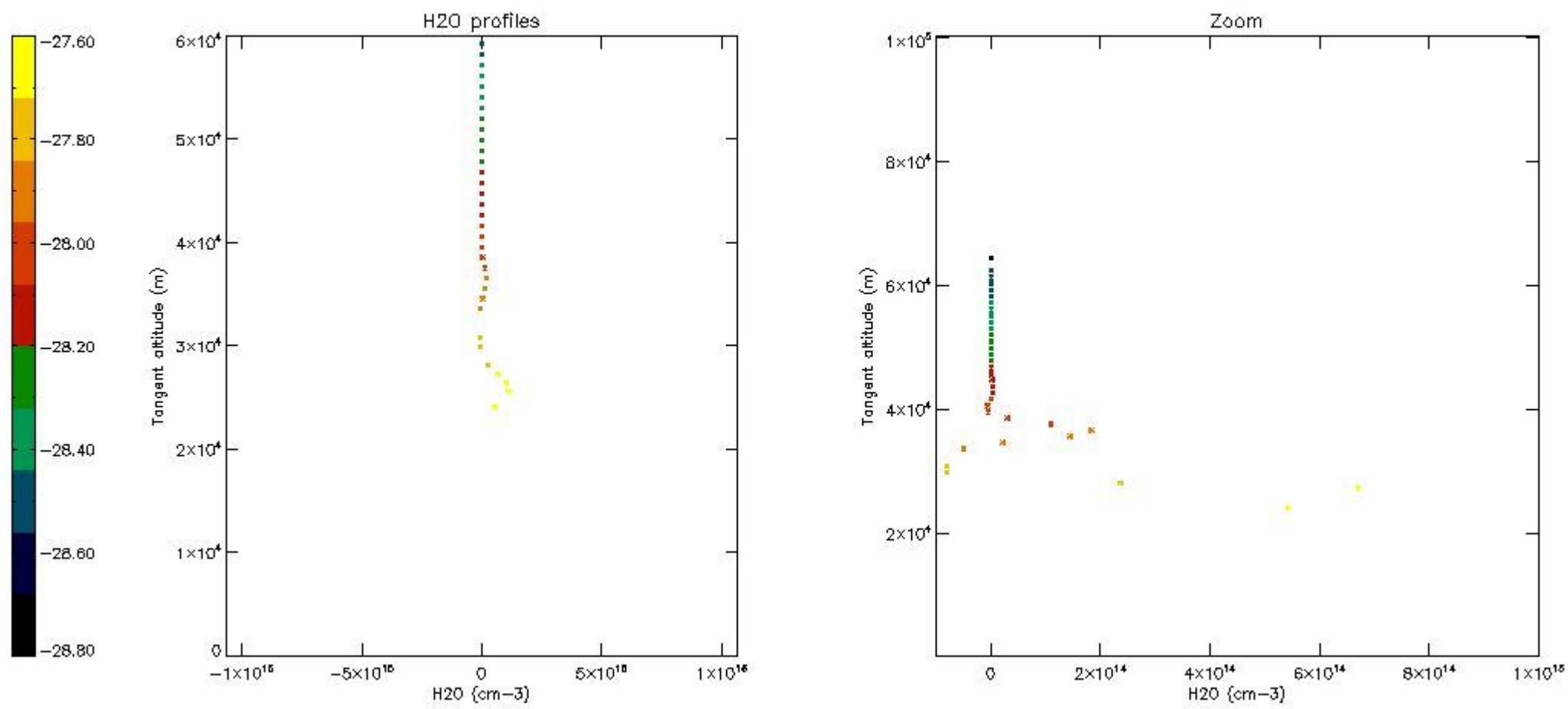
5.7 Plot NO3 profiles for all STD (dark without errors)

The colorbar represents the latitude.



5.8 Plot H2O profiles for all STD (only for occultations of stars 1,2,3,4,13,14,16,26,63 dark without errors)

The colorbar represents the latitude.



6. Auxiliary Data Files used for the production reported in section 2

The number reported in the third column indicates since which file (see list in section 2) the corresponding auxiliary file has been used. The fourth column is the date of those product files.

Type	Auxiliary Filename	Used since product	Used since product date
INST_PHYS_CHARACTERISTICS	GOM_INS_AXVIEC20091111_143220_20030716_120000_20500101_000000	1	24-JUN-2011 00:14:09
LEVEL-2_PROC_CONFIG	GOM_PR2_AXVIEC20091111_152718_20020301_000000_20500101_000000	1	24-JUN-2011 00:14:09
CROSS_SECTIONS_FILE	GOM_CRS_AXVIEC20091111_154832_20020301_000000_20500101_000000	1	24-JUN-2011 00:14:09

GOMOS Level 2 Daily Report

SUMMARY

[1. General Info](#)

[2. Summary of processed GOM_NL_2P products](#)

[3. Level 2 Quality information per product](#)

[3.1 Plot of level 2 quality information per product \(time dependant\)](#)

[3.2 Plot of level 2 quality information per product \(world map\)](#)

[4. Level 1 Quality information per product \(stored on level 2 products\)](#)

[4.1 Plot of level 1 quality information per product \(time dependant\)](#)

[4.1.1 Plot of level 1 quality information per product \(time dependant\): ASCENDING](#)

[4.1.2 Plot of level 1 quality information per product \(time dependant\): DESCENDING](#)

[4.2 Plot of level 1 quality information per product \(world map\)](#)

[4.2.1 Plot of level 1 quality information per product \(world map\): ASCENDING](#)

[4.2.2 Plot of level 1 quality information per product \(world map\): DESCENDING](#)

[5. Ozone profiles based on quality statistics and other trace gas profiles](#)

[5.1 Ozone statistics based on quality of products](#)

[5.2 Plot ozone profiles for all STD \(dark without errors\)](#)

[5.3 Plot ozone profiles where STD < 20% \(dark without errors\)](#)

[5.4. Plot ozone profiles where STD < 10% \(dark without errors\)](#)

[5.5. Plot ozone profiles where STD < 5% \(dark without errors\)](#)

[5.6 Plot NO2 profiles for all STD \(dark without errors\)](#)

[5.7 Plot NO3 profiles for all STD \(dark without errors\)](#)

[5.8 Plot H2O profiles \(only for occultations of stars 1,2,3,4,13,14,16,26,63 dark without errors\) for all STD](#)

[6. Auxiliary Data Files used for the production reported in section 2](#)

This report presents the daily analysis on parameters extracted from GOMOS level 2 data (GOM_NL__2P). It is intended to monitor some important parameters that will impact the quality of these products. A list of level 2 products (and content) that have arrived during the reporting day to the PCF is also given.

Item	Value
Time of report generation	24APR2013 15:05:49
Data source version	GOMOS/6.01
Start time of products	24-06-2011 (24JUN2011 00:00:00)
Stop time of products	25-06-2011 (25JUN2011 00:00:00)
Store outputs in DB	Yes
Nb of level 2 prods	252
Nb of prods with errors	0

2. Summary of processed GOM_NL__2P products.

Nr	Filename	UTC Start time	Limb	Duration	Star Id	Star Name	Star Mag	Star Temp	Nb Meas	Orbit	Prod. error
1	GOM_NL__2PRFIN20110624_001409_000000693103_00418_48708_7800.N1	24-JUN-2011 00:14:09	Dark	69.000	52	16Bet Cet	2.0370	4500.0	138	48708	No
2	GOM_NL__2PRFIN20110624_001937_000000473103_00418_48708_7790.N1	24-JUN-2011 00:19:37	Dark	47.000	84	Alp Phe	2.3970	4500.0	94	48708	No
3	GOM_NL__2PRFIN20110624_002604_000000553103_00419_48709_7791.N1	24-JUN-2011 00:26:04	Dark	55.000	63	Bet Gru	2.1500	2800.0	110	48709	No
4	GOM_NL__2PRFIN20110624_002805_000000503103_00419_48709_7792.N1	24-JUN-2011 00:28:05	Straylight	50.000	31	Alp Gru	1.7340	15200.	100	48709	No
5	GOM_NL__2PRFIN20110624_003105_000000423103_00419_48709_7793.N1	24-JUN-2011 00:31:05	Straylight	42.000	45	Alp Pav	1.9400	26000.	84	48709	No
6	GOM_NL__2PRFIN20110624_004012_000000463103_00419_48709_7794.N1	24-JUN-2011 00:40:12	Twilight	46.000	38	20Eps Sgr	1.8360	11000.	92	48709	No
7	GOM_NL__2PRFIN20110624_004136_000000483103_00419_48709_7795.N1	24-JUN-2011 00:41:36	Bright	47.500	116	19Del Sgr	2.7000	4100.0	95	48709	No
8	GOM_NL__2PRFIN20110624_004344_000000503103_00419_48709_7796.N1	24-JUN-2011 00:43:44	Bright	50.000	155	41Pi Sgr	2.9000	6600.0	100	48709	No
9	GOM_NL__2PRFIN20110624_005227_000000393103_00419_48709_7797.N1	24-JUN-2011 00:52:27	Bright	39.000	126	60Bet Oph	2.7700	4250.0	78	48709	No
10	GOM_NL__2PRFIN20110624_005450_000000403103_00419_48709_7798.N1	24-JUN-2011 00:54:50	Bright	39.500	59	55Alp Oph	2.0800	8900.0	79	48709	No
11	GOM_NL__2PRFIN20110624_010418_000000453103_00419_48709_7799.N1	24-JUN-2011 01:04:18	Bright	45.000	5	3Alp Lyr	0.033000	11000.	90	48709	No
12	GOM_NL__2PRFIN20110624_010624_000000373103_00419_48709_7800.N1	24-JUN-2011 01:06:24	Bright	37.000	130	23Bet Dra	2.7990	5800.0	74	48709	No
13	GOM_NL__2PRFIN20110624_011558_000000473103_00419_48709_7801.N1	24-JUN-2011 01:15:58	Bright	46.500	89	5Alp Cep	2.4510	8000.0	93	48709	No
14	GOM_NL__2PRFIN20110624_012300_000000473103_00419_48709_7802.N1	24-JUN-2011 01:23:00	Bright	47.000	74	11Bet Cas	2.2680	6600.0	94	48709	No
15	GOM_NL__2PRFIN20110624_012434_000000473103_00419_48709_7803.N1	24-JUN-2011 01:24:34	Bright	47.000	68	18Alp Cas	2.2250	4500.0	94	48709	No
16	GOM_NL__2PRFIN20110624_012658_000000423103_00419_48709_7804.N1	24-JUN-2011 01:26:58	Bright	42.000	160	23Gam Per	2.9300	4700.0	84	48709	No
17	GOM_NL__2PRFIN20110624_013021_000000463103_00419_48709_7805.N1	24-JUN-2011 01:30:21	Bright	45.500	73	57Gam1And	2.2600	13100.	91	48709	No
18	GOM_NL__2PRFIN20110624_013246_000000643103_00419_48709_7806.N1	24-JUN-2011 01:32:46	Twilight	64.000	53	43Bet And	2.0480	3300.0	128	48709	No
19	GOM_NL__2PRFIN20110624_013642_000000553103_00419_48709_7807.N1	24-JUN-2011 01:36:42	Dark	54.500	50	13Alp Ari	2.0070	4250.0	109	48709	No
20	GOM_NL__2PRFIN20110624_015425_000000593103_00419_48709_7808.N1	24-JUN-2011 01:54:25	Dark	58.500	52	16Bet Cet	2.0370	4500.0	117	48709	No
21	GOM_NL__2PRFIN20110624_015952_000000463103_00419_48709_7798.N1	24-JUN-2011 01:59:52	Dark	46.000	84	Alp Phe	2.3970	4500.0	92	48709	No
22	GOM_NL__2PRFIN20110624_020619_000000513103_00420_48710_7799.N1	24-JUN-2011 02:06:19	Dark	51.000	63	Bet Gru	2.1500	2800.0	102	48710	No
23	GOM_NL__2PRFIN20110624_020820_000000493103_00420_48710_7800.N1	24-JUN-2011 02:08:20	Straylight	49.000	31	Alp Gru	1.7340	15200.	98	48710	No
24	GOM_NL__2PRFIN20110624_021119_000000433103_00420_48710_7801.N1	24-JUN-2011 02:11:19	Straylight	43.000	45	Alp Pav	1.9400	26000.	86	48710	No
25	GOM_NL__2PRFIN20110624_022026_000000483103_00420_48710_7802.N1	24-JUN-2011 02:20:26	Twilight	47.500	38	20Eps Sgr	1.8360	11000.	95	48710	No
26	GOM_NL__2PRFIN20110624_022150_000000523103_00420_48710_7803.N1	24-JUN-2011 02:21:50	Bright	52.000	116	19Del Sgr	2.7000	4100.0	104	48710	No
27	GOM_NL__2PRFIN20110624_022358_000000483103_00420_48710_7804.N1	24-JUN-2011 02:23:58	Bright	48.000	155	41Pi Sgr	2.9000	6600.0	96	48710	No
28	GOM_NL__2PRFIN20110624_023241_000000403103_00420_48710_7805.N1	24-JUN-2011 02:32:41	Bright	39.500	126	60Bet Oph	2.7700	4250.0	79	48710	No
29	GOM_NL__2PRFIN20110624_023504_000000413103_00420_48710_7806.N1	24-JUN-2011 02:35:04	Bright	41.000	59	55Alp Oph	2.0800	8900.0	82	48710	No
30	GOM_NL__2PRFIN20110624_024432_000000493103_00420_48710_7807.N1	24-JUN-2011 02:44:32	Bright	48.500	5	3Alp Lyr	0.033000	11000.	97	48710	No
31	GOM_NL__2PRFIN20110624_024638_000000393103_00420_48710_7808.N1	24-JUN-2011 02:46:38	Bright	39.000	130	23Bet Dra	2.7990	5800.0	78	48710	No
32	GOM_NL__2PRFIN20110624_025612_000000453103_00420_48710_7809.N1	24-JUN-2011 02:56:12	Bright	45.000	89	5Alp Cep	2.4510	8000.0	90	48710	No
33	GOM_NL__2PRFIN20110624_030313_000000463103_00420_48710_7810.N1	24-JUN-2011 03:03:13	Bright	46.000	74	11Bet Cas	2.2680	6600.0	92	48710	No
34	GOM_NL__2PRFIN20110624_030447_000000563103_00420_48710_7811.N1	24-JUN-2011 03:04:47	Bright	55.500	68	18Alp Cas	2.2250	4500.0	111	48710	No
35	GOM_NL__2PRFIN20110624_030711_000000493103_00420_48710_7812.N1	24-JUN-2011 03:07:11	Bright	49.000	160	23Gam Per	2.9300	4700.0	98	48710	No
36	GOM_NL__2PRFIN20110624_031035_000000443103_00420_48710_7813.N1	24-JUN-2011 03:10:35	Bright	44.000	73	57Gam1And	2.2600	13100.	88	48710	No
37	GOM_NL__2PRFIN20110624_031300_000000613103_00420_48710_7814.N1	24-JUN-2011 03:13:00	Twilight	61.000	53	43Bet And	2.0480	3300.0	122	48710	No
38	GOM_NL__2PRFIN20110624_031656_000000513103_00420_48710_7815.N1	24-JUN-2011 03:16:56	Dark	50.500	50	13Alp Ari	2.0070	4250.0	101	48710	No
39	GOM_NL__2PRFIN20110624_033440_000000663103_00420_48710_7816.N1	24-JUN-2011 03:34:40	Dark	65.500	52	16Bet Cet	2.0370	4500.0	131	48710	No
40	GOM_NL__2PRFIN20110624_034007_000000493103_00420_48710_7806.N1	24-JUN-2011 03:40:07	Dark	48.500	84	Alp Phe	2.3970	4500.0	97	48710	No
41	GOM_NL__2PRFIN20110624_034634_000000523103_00421_48711_7807.N1	24-JUN-2011 03:46:34	Dark	52.000	63	Bet Gru	2.1500	2800.0	104	48711	No
42	GOM_NL__2PRFIN20110624_034835_000000523103_00421_48711_7808.N1	24-JUN-2011 03:48:35	Straylight	52.000	31	Alp Gru	1.7340	15200.	104	48711	No

43	GOM_NL__2PRFIN20110624_035134_000000423103_00421_48711_7809.N1	24-JUN-2011 03:51:34	Straylight	41.500	45	Alp Pav	1.9400	26000.	83	48711	No
44	GOM_NL__2PRFIN20110624_040041_000000463103_00421_48711_7810.N1	24-JUN-2011 04:00:41	Tw_i_and_stray	46.000	38	20Eps Sgr	1.8360	11000.	92	48711	No
45	GOM_NL__2PRFIN20110624_040205_000000483103_00421_48711_7811.N1	24-JUN-2011 04:02:05	Bright	47.500	116	19Del Sgr	2.7000	4100.0	95	48711	No
46	GOM_NL__2PRFIN20110624_040413_000000513103_00421_48711_7812.N1	24-JUN-2011 04:04:13	Bright	50.500	155	41Pi Sgr	2.9000	6600.0	101	48711	No
47	GOM_NL__2PRFIN20110624_041255_000000403103_00421_48711_7813.N1	24-JUN-2011 04:12:55	Bright	39.500	126	60Bet Oph	2.7700	4250.0	79	48711	No
48	GOM_NL__2PRFIN20110624_041518_000000393103_00421_48711_7814.N1	24-JUN-2011 04:15:18	Bright	38.500	59	55Alp Oph	2.0800	8900.0	77	48711	No
49	GOM_NL__2PRFIN20110624_042445_000000483103_00421_48711_7815.N1	24-JUN-2011 04:24:45	Bright	48.000	5	3Alp Lyr	0.033000	11000.	96	48711	No
50	GOM_NL__2PRFIN20110624_042652_000000393103_00421_48711_7816.N1	24-JUN-2011 04:26:52	Bright	39.000	130	23Bet Dra	2.7990	5800.0	78	48711	No
51	GOM_NL__2PRFIN20110624_043625_000000463103_00421_48711_7817.N1	24-JUN-2011 04:36:25	Bright	46.000	89	5Alp Cep	2.4510	8000.0	92	48711	No
52	GOM_NL__2PRFIN20110624_044327_000000473103_00421_48711_7818.N1	24-JUN-2011 04:43:27	Bright	47.000	74	11Bet Cas	2.2680	6600.0	94	48711	No
53	GOM_NL__2PRFIN20110624_044501_000000483103_00421_48711_7819.N1	24-JUN-2011 04:45:01	Bright	48.000	68	18Alp Cas	2.2250	4500.0	96	48711	No
54	GOM_NL__2PRFIN20110624_044726_000000353103_00421_48711_7820.N1	24-JUN-2011 04:47:26	Bright	34.500	160	23Gam Per	2.9300	4700.0	69	48711	No
55	GOM_NL__2PRFIN20110624_045049_000000453103_00421_48711_7821.N1	24-JUN-2011 04:50:49	Bright	44.500	73	57Gam1And	2.2600	13100.	89	48711	No
56	GOM_NL__2PRFIN20110624_045314_000000653103_00421_48711_7822.N1	24-JUN-2011 04:53:14	Tw_i_and_stray	64.500	53	43Bet And	2.0480	3300.0	129	48711	No
57	GOM_NL__2PRFIN20110624_045710_000000523103_00421_48711_7823.N1	24-JUN-2011 04:57:10	Dark	52.000	50	13Alp Ari	2.0070	4250.0	104	48711	No
58	GOM_NL__2PRFIN20110624_051456_000000783103_00421_48711_7824.N1	24-JUN-2011 05:14:56	Dark	77.500	52	16Bet Cet	2.0370	4500.0	155	48711	No
59	GOM_NL__2PRFIN20110624_052022_000000553103_00421_48711_7814.N1	24-JUN-2011 05:20:22	Dark	54.500	84	Alp Phe	2.3970	4500.0	109	48711	No
60	GOM_NL__2PRFIN20110624_052649_000000553103_00422_48712_7815.N1	24-JUN-2011 05:26:49	Dark	55.000	63	Bet Gru	2.1500	2800.0	110	48712	No
61	GOM_NL__2PRFIN20110624_052850_000000523103_00422_48712_7816.N1	24-JUN-2011 05:28:50	Straylight	51.500	31	Alp Gru	1.7340	15200.	103	48712	No
62	GOM_NL__2PRFIN20110624_053148_000000443103_00422_48712_7817.N1	24-JUN-2011 05:31:48	Straylight	44.000	45	Alp Pav	1.9400	26000.	88	48712	No
63	GOM_NL__2PRFIN20110624_054055_000000453103_00422_48712_7818.N1	24-JUN-2011 05:40:55	Tw_i_and_stray	45.000	38	20Eps Sgr	1.8360	11000.	90	48712	No
64	GOM_NL__2PRFIN20110624_054219_000000583103_00422_48712_7819.N1	24-JUN-2011 05:42:19	Bright	58.000	116	19Del Sgr	2.7000	4100.0	116	48712	No
65	GOM_NL__2PRFIN20110624_054427_000000503103_00422_48712_7820.N1	24-JUN-2011 05:44:27	Bright	49.500	155	41Pi Sgr	2.9000	6600.0	99	48712	No
66	GOM_NL__2PRFIN20110624_055309_000000403103_00422_48712_7821.N1	24-JUN-2011 05:53:09	Bright	39.500	126	60Bet Oph	2.7700	4250.0	79	48712	No
67	GOM_NL__2PRFIN20110624_055532_000000413103_00422_48712_7822.N1	24-JUN-2011 05:55:32	Bright	40.500	59	55Alp Oph	2.0800	8900.0	81	48712	No
68	GOM_NL__2PRFIN20110624_060459_000000473103_00422_48712_7823.N1	24-JUN-2011 06:04:59	Bright	47.000	5	3Alp Lyr	0.033000	11000.	94	48712	No
69	GOM_NL__2PRFIN20110624_060705_000000393103_00422_48712_7824.N1	24-JUN-2011 06:07:05	Bright	38.500	130	23Bet Dra	2.7990	5800.0	77	48712	No
70	GOM_NL__2PRFIN20110624_061638_000000463103_00422_48712_7825.N1	24-JUN-2011 06:16:38	Bright	46.000	89	5Alp Cep	2.4510	8000.0	92	48712	No
71	GOM_NL__2PRFIN20110624_062340_000000473103_00422_48712_7826.N1	24-JUN-2011 06:23:40	Bright	47.000	74	11Bet Cas	2.2680	6600.0	94	48712	No
72	GOM_NL__2PRFIN20110624_062515_000000463103_00422_48712_7827.N1	24-JUN-2011 06:25:15	Bright	46.000	68	18Alp Cas	2.2250	4500.0	92	48712	No
73	GOM_NL__2PRFIN20110624_062739_000000403103_00422_48712_7828.N1	24-JUN-2011 06:27:39	Bright	40.000	160	23Gam Per	2.9300	4700.0	80	48712	No
74	GOM_NL__2PRFIN20110624_063103_000000463103_00422_48712_7829.N1	24-JUN-2011 06:31:03	Bright	45.500	73	57Gam1And	2.2600	13100.	91	48712	No
75	GOM_NL__2PRFIN20110624_063329_000000633103_00422_48712_7830.N1	24-JUN-2011 06:33:29	Tw_i_and_stray	62.500	53	43Bet And	2.0480	3300.0	125	48712	No
76	GOM_NL__2PRFIN20110624_063725_000000543103_00422_48712_7831.N1	24-JUN-2011 06:37:25	Dark	53.500	50	13Alp Ari	2.0070	4250.0	107	48712	No
77	GOM_NL__2PRFIN20110624_065511_000000703103_00422_48712_7832.N1	24-JUN-2011 06:55:11	Dark	70.000	52	16Bet Cet	2.0370	4500.0	140	48712	No
78	GOM_NL__2PRFIN20110624_070037_000000473103_00423_48713_7822.N1	24-JUN-2011 07:00:37	Dark	47.000	84	Alp Phe	2.3970	4500.0	94	48713	No
79	GOM_NL__2PRFIN20110624_070704_000000553103_00423_48713_7823.N1	24-JUN-2011 07:07:04	Dark	54.500	63	Bet Gru	2.1500	2800.0	109	48713	No
80	GOM_NL__2PRFIN20110624_070905_000000483103_00423_48713_7824.N1	24-JUN-2011 07:09:05	Straylight	48.000	31	Alp Gru	1.7340	15200.	96	48713	No
81	GOM_NL__2PRFIN20110624_071203_000000513103_00423_48713_7825.N1	24-JUN-2011 07:12:03	Straylight	50.500	45	Alp Pav	1.9400	26000.	101	48713	No
82	GOM_NL__2PRFIN20110624_072109_000000483103_00423_48713_7826.N1	24-JUN-2011 07:21:09	Tw_i_and_stray	48.000	38	20Eps Sgr	1.8360	11000.	96	48713	No
83	GOM_NL__2PRFIN20110624_072234_000000483103_00423_48713_7827.N1	24-JUN-2011 07:22:34	Bright	48.000	116	19Del Sgr	2.7000	4100.0	96	48713	No
84	GOM_NL__2PRFIN20110624_072441_000000493103_00423_48713_7828.N1	24-JUN-2011 07:24:41	Bright	49.000	155	41Pi Sgr	2.9000	6600.0	98	48713	No
85	GOM_NL__2PRFIN20110624_073323_000000393103_00423_48713_7829.N1	24-JUN-2011 07:33:23	Bright	39.000	126	60Bet Oph	2.7700	4250.0	78	48713	No
86	GOM_NL__2PRFIN20110624_073546_000000573103_00423_48713_7830.N1	24-JUN-2011 07:35:46	Bright	57.000	59	55Alp Oph	2.0800	8900.0	114	48713	No
87	GOM_NL__2PRFIN20110624_074512_000000493103_00423_48713_7831.N1	24-JUN-2011 07:45:12	Bright	49.000	5	3Alp Lyr	0.033000	11000.	98	48713	No
88	GOM_NL__2PRFIN20110624_074719_000000393103_00423_48713_7832.N1	24-JUN-2011 07:47:19	Bright	39.000	130	23Bet Dra	2.7990	5800.0	78	48713	No
89	GOM_NL__2PRFIN20110624_075651_000000463103_00423_48713_7833.N1	24-JUN-2011 07:56:51	Bright	46.000	89	5Alp Cep	2.4510	8000.0	92	48713	No
90	GOM_NL__2PRFIN20110624_080354_000000653103_00423_48713_7834.N1	24-JUN-2011 08:03:54	Bright	64.500	74	11Bet Cas	2.2680	6600.0	129	48713	No
91	GOM_NL__2PRFIN20110624_080528_000000673103_00423_48713_7835.N1	24-JUN-2011 08:05:28	Bright	67.000	68	18Alp Cas	2.2250	4500.0	134	48713	No
92	GOM_NL__2PRFIN20110624_080753_000000553103_00423_48713_7836.N1	24-JUN-2011 08:07:53	Bright	55.000	160	23Gam Per	2.9300	4700.0	110	48713	No
93	GOM_NL__2PRFIN20110624_081117_000000453103_00423_48713_7837.N1	24-JUN-2011 08:11:17	Bright	45.000	73	57Gam1And	2.2600	13100.	90	48713	No
94	GOM_NL__2PRFIN20110624_081342_000000633103_00423_48713_7838.N1	24-JUN-2011 08:13:42	Tw_i_and_stray	62.500	53	43Bet And	2.0480	3300.0	125	48713	No
95	GOM_NL__2PRFIN20110624_081739_000000543103_00423_48713_7839.N1	24-JUN-2011 08:17:39	Dark	54.000	50	13Alp Ari	2.0070	4250.0	108	48713	No
96	GOM_NL__2PRFIN20110624_083527_000000683103_00423_48713_7840.N1	24-JUN-2011 08:35:27	Dark	68.000	52	16Bet Cet	2.0370	4500.0	136	48713	No
97	GOM_NL__2PRFIN20110624_084052_000000543103_00424_48714_7850.N1	24-JUN-2011 08:40:52	Dark	53.500	84	Alp Phe	2.3970	4500.0	107	48714	No
98	GOM_NL__2PRFIN20110624_084719_000000643103_00424_48714_7851.N1	24-JUN-2011 08:47:19	Straylight	64.000	63	Bet Gru	2.1500	2800.0	128	48714	No
99	GOM_NL__2PRFIN20110624_084920_000000503103_00424_48714_7852.N1	24-JUN-2011 08:49:20	Straylight	49.500	31	Alp Gru	1.7340	15200.	99	48714	No
100	GOM_NL__2PRFIN20110624_085217_000000483103_00424_48714_7853.N1	24-JUN-2011 08:52:17	Straylight	47.500	45	Alp Pav	1.9400	26000.	95	48714	No
101	GOM_NL__2PRFIN20110624_090124_000000453103_00424_48714_7854.N1	24-JUN-2011 09:01:24	Tw_i_and_stray	45.000	38	20Eps Sgr	1.8360	11000.	90	48714	No

102	GOM_NL__2PRFIN20110624_090248_000000523103_00424_48714_7855.N1	24-JUN-2011 09:02:48	Bright	51.500	116	19Del Sgr	2.7000	4100.0	103	48714	No
103	GOM_NL__2PRFIN20110624_090455_000000493103_00424_48714_7856.N1	24-JUN-2011 09:04:55	Bright	49.000	155	41Pi Sgr	2.9000	6600.0	98	48714	No
104	GOM_NL__2PRFIN20110624_091337_000000403103_00424_48714_7857.N1	24-JUN-2011 09:13:37	Bright	39.500	126	60Bet Oph	2.7700	4250.0	79	48714	No
105	GOM_NL__2PRFIN20110624_091559_000000403103_00424_48714_7858.N1	24-JUN-2011 09:15:59	Bright	40.000	59	55Alp Oph	2.0800	8900.0	80	48714	No
106	GOM_NL__2PRFIN20110624_092526_000000483103_00424_48714_7859.N1	24-JUN-2011 09:25:26	Bright	47.500	5	3Alp Lyr	0.033000	11000.	95	48714	No
107	GOM_NL__2PRFIN20110624_092733_000000393103_00424_48714_7860.N1	24-JUN-2011 09:27:33	Bright	39.000	130	23Bet Dra	2.7990	5800.0	78	48714	No
108	GOM_NL__2PRFIN20110624_093705_000000473103_00424_48714_7861.N1	24-JUN-2011 09:37:05	Bright	47.000	89	5Alp Cep	2.4510	8000.0	94	48714	No
109	GOM_NL__2PRFIN20110624_094408_000000453103_00424_48714_7862.N1	24-JUN-2011 09:44:08	Bright	45.000	74	11Bet Cas	2.2680	6600.0	90	48714	No
110	GOM_NL__2PRFIN20110624_094542_000000483103_00424_48714_7863.N1	24-JUN-2011 09:45:42	Bright	48.000	68	18Alp Cas	2.2250	4500.0	96	48714	No
111	GOM_NL__2PRFIN20110624_094807_000000343103_00424_48714_7864.N1	24-JUN-2011 09:48:07	Bright	34.000	160	23Gam Per	2.9300	4700.0	68	48714	No
112	GOM_NL__2PRFIN20110624_095131_000000463103_00424_48714_7865.N1	24-JUN-2011 09:51:31	Bright	46.000	73	57Gam1And	2.2600	13100.	92	48714	No
113	GOM_NL__2PRFIN20110624_095357_000000633103_00424_48714_7866.N1	24-JUN-2011 09:53:57	Tw_i_and_stray	63.000	53	43Bet And	2.0480	3300.0	126	48714	No
114	GOM_NL__2PRFIN20110624_095753_000000523103_00424_48714_7867.N1	24-JUN-2011 09:57:53	Dark	52.000	50	13Alp Ari	2.0070	4250.0	104	48714	No
115	GOM_NL__2PRFIN20110624_101542_000000693103_00424_48714_7868.N1	24-JUN-2011 10:15:42	Dark	68.500	52	16Bet Cet	2.0370	4500.0	137	48714	No
116	GOM_NL__2PRFIN20110624_102107_000000523103_00425_48715_7896.N1	24-JUN-2011 10:21:07	Dark	52.000	84	Alp Phe	2.3970	4500.0	104	48715	No
117	GOM_NL__2PRFIN20110624_102734_000000533103_00425_48715_7897.N1	24-JUN-2011 10:27:34	Dark	52.500	63	Bet Gru	2.1500	2800.0	105	48715	No
118	GOM_NL__2PRFIN20110624_102935_000000503103_00425_48715_7898.N1	24-JUN-2011 10:29:35	Straylight	49.500	31	Alp Gru	1.7340	15200.	99	48715	No
119	GOM_NL__2PRFIN20110624_103232_000000473103_00425_48715_7899.N1	24-JUN-2011 10:32:32	Straylight	47.000	45	Alp Pav	1.9400	26000.	94	48715	No
120	GOM_NL__2PRFIN20110624_104138_000000473103_00425_48715_7900.N1	24-JUN-2011 10:41:38	Tw_i_and_stray	46.500	38	20Eps Sgr	1.8360	11000.	93	48715	No
121	GOM_NL__2PRFIN20110624_104302_000000483103_00425_48715_7901.N1	24-JUN-2011 10:43:02	Bright	47.500	116	19Del Sgr	2.7000	4100.0	95	48715	No
122	GOM_NL__2PRFIN20110624_104510_000000493103_00425_48715_7902.N1	24-JUN-2011 10:45:10	Bright	49.000	155	41Pi Sgr	2.9000	6600.0	98	48715	No
123	GOM_NL__2PRFIN20110624_105351_000000403103_00425_48715_7903.N1	24-JUN-2011 10:53:51	Bright	40.000	126	60Bet Oph	2.7700	4250.0	80	48715	No
124	GOM_NL__2PRFIN20110624_105613_000000403103_00425_48715_7904.N1	24-JUN-2011 10:56:13	Bright	39.500	59	55Alp Oph	2.0800	8900.0	79	48715	No
125	GOM_NL__2PRFIN20110624_110539_000000513103_00425_48715_7905.N1	24-JUN-2011 11:05:39	Bright	51.000	5	3Alp Lyr	0.033000	11000.	102	48715	No
126	GOM_NL__2PRFIN20110624_110747_000000403103_00425_48715_7906.N1	24-JUN-2011 11:07:47	Bright	39.500	130	23Bet Dra	2.7990	5800.0	79	48715	No
127	GOM_NL__2PRFIN20110624_111718_000000483103_00425_48715_7907.N1	24-JUN-2011 11:17:18	Bright	48.000	89	5Alp Cep	2.4510	8000.0	96	48715	No
128	GOM_NL__2PRFIN20110624_112421_000000473103_00425_48715_7908.N1	24-JUN-2011 11:24:21	Bright	46.500	74	11Bet Cas	2.2680	6600.0	93	48715	No
129	GOM_NL__2PRFIN20110624_112556_000000533103_00425_48715_7909.N1	24-JUN-2011 11:25:56	Bright	53.000	68	18Alp Cas	2.2250	4500.0	106	48715	No
130	GOM_NL__2PRFIN20110624_112821_000000353103_00425_48715_7910.N1	24-JUN-2011 11:28:21	Bright	35.000	160	23Gam Per	2.9300	4700.0	70	48715	No
131	GOM_NL__2PRFIN20110624_113145_000000453103_00425_48715_7911.N1	24-JUN-2011 11:31:45	Bright	45.000	73	57Gam1And	2.2600	13100.	90	48715	No
132	GOM_NL__2PRFIN20110624_113410_000000633103_00425_48715_7912.N1	24-JUN-2011 11:34:10	Tw_i_and_stray	63.000	53	43Bet And	2.0480	3300.0	126	48715	No
133	GOM_NL__2PRFIN20110624_113808_000000523103_00425_48715_7913.N1	24-JUN-2011 11:38:08	Dark	51.500	50	13Alp Ari	2.0070	4250.0	103	48715	No
134	GOM_NL__2PRFIN20110624_115558_000000693103_00425_48715_7914.N1	24-JUN-2011 11:55:58	Dark	68.500	52	16Bet Cet	2.0370	4500.0	137	48715	No
135	GOM_NL__2PRFIN20110624_120122_000000513103_00426_48716_7926.N1	24-JUN-2011 12:01:22	Dark	50.500	84	Alp Phe	2.3970	4500.0	101	48716	No
136	GOM_NL__2PRFIN20110624_120749_000000543103_00426_48716_7927.N1	24-JUN-2011 12:07:49	Dark	54.000	63	Bet Gru	2.1500	2800.0	108	48716	No
137	GOM_NL__2PRFIN20110624_120950_000000513103_00426_48716_7928.N1	24-JUN-2011 12:09:50	Straylight	50.500	31	Alp Gru	1.7340	15200.	101	48716	No
138	GOM_NL__2PRFIN20110624_121246_000000423103_00426_48716_7929.N1	24-JUN-2011 12:12:46	Straylight	41.500	45	Alp Pav	1.9400	26000.	83	48716	No
139	GOM_NL__2PRFIN20110624_122152_000000483103_00426_48716_7930.N1	24-JUN-2011 12:21:52	Tw_i_and_stray	48.000	38	20Eps Sgr	1.8360	11000.	96	48716	No
140	GOM_NL__2PRFIN20110624_122316_000000473103_00426_48716_7931.N1	24-JUN-2011 12:23:16	Bright	46.500	116	19Del Sgr	2.7000	4100.0	93	48716	No
141	GOM_NL__2PRFIN20110624_122524_000000473103_00426_48716_7932.N1	24-JUN-2011 12:25:24	Bright	46.500	155	41Pi Sgr	2.9000	6600.0	93	48716	No
142	GOM_NL__2PRFIN20110624_123404_000000403103_00426_48716_7933.N1	24-JUN-2011 12:34:04	Bright	40.000	126	60Bet Oph	2.7700	4250.0	80	48716	No
143	GOM_NL__2PRFIN20110624_123627_000000383103_00426_48716_7934.N1	24-JUN-2011 12:36:27	Bright	37.500	59	55Alp Oph	2.0800	8900.0	75	48716	No
144	GOM_NL__2PRFIN20110624_124552_000000443103_00426_48716_7935.N1	24-JUN-2011 12:45:52	Bright	43.500	5	3Alp Lyr	0.033000	11000.	87	48716	No
145	GOM_NL__2PRFIN20110624_124800_000000393103_00426_48716_7936.N1	24-JUN-2011 12:48:00	Bright	39.000	130	23Bet Dra	2.7990	5800.0	78	48716	No
146	GOM_NL__2PRFIN20110624_125731_000000473103_00426_48716_7937.N1	24-JUN-2011 12:57:31	Bright	47.000	89	5Alp Cep	2.4510	8000.0	94	48716	No
147	GOM_NL__2PRFIN20110624_130435_000000463103_00426_48716_7938.N1	24-JUN-2011 13:04:35	Bright	46.000	74	11Bet Cas	2.2680	6600.0	92	48716	No
148	GOM_NL__2PRFIN20110624_130609_000000473103_00426_48716_7939.N1	24-JUN-2011 13:06:09	Bright	46.500	68	18Alp Cas	2.2250	4500.0	93	48716	No
149	GOM_NL__2PRFIN20110624_130835_000000373103_00426_48716_7940.N1	24-JUN-2011 13:08:35	Bright	36.500	160	23Gam Per	2.9300	4700.0	73	48716	No
150	GOM_NL__2PRFIN20110624_131159_000000543103_00426_48716_7941.N1	24-JUN-2011 13:11:59	Bright	54.000	73	57Gam1And	2.2600	13100.	108	48716	No
151	GOM_NL__2PRFIN20110624_131424_000000573103_00426_48716_7942.N1	24-JUN-2011 13:14:24	Tw_i_and_stray	57.000	53	43Bet And	2.0480	3300.0	114	48716	No
152	GOM_NL__2PRFIN20110624_131822_000000523103_00426_48716_7943.N1	24-JUN-2011 13:18:22	Dark	52.000	50	13Alp Ari	2.0070	4250.0	104	48716	No
153	GOM_NL__2PRFIN20110624_133613_000000733103_00426_48716_7944.N1	24-JUN-2011 13:36:13	Dark	72.500	52	16Bet Cet	2.0370	4500.0	145	48716	No
154	GOM_NL__2PRFIN20110624_134136_000000563103_00427_48717_7971.N1	24-JUN-2011 13:41:36	Dark	56.000	84	Alp Phe	2.3970	4500.0	112	48717	No
155	GOM_NL__2PRFIN20110624_134804_000000513103_00427_48717_7972.N1	24-JUN-2011 13:48:04	Dark	51.000	63	Bet Gru	2.1500	2800.0	102	48717	No
156	GOM_NL__2PRFIN20110624_135005_000000493103_00427_48717_7973.N1	24-JUN-2011 13:50:05	Straylight	48.500	31	Alp Gru	1.7340	15200.	97	48717	No
157	GOM_NL__2PRFIN20110624_135301_000000423103_00427_48717_7974.N1	24-JUN-2011 13:53:01	Straylight	42.000	45	Alp Pav	1.9400	26000.	84	48717	No
158	GOM_NL__2PRFIN20110624_140206_000000453103_00427_48717_7975.N1	24-JUN-2011 14:02:06	Tw_i_and_stray	44.500	38	20Eps Sgr	1.8360	11000.	89	48717	No
159	GOM_NL__2PRFIN20110624_140330_000000583103_00427_48717_7976.N1	24-JUN-2011 14:03:30	Bright	58.000	116	19Del Sgr	2.7000	4100.0	116	48717	No
160	GOM_NL__2PRFIN20110624_140538_000000483103_00427_48717_7977.N1	24-JUN-2011 14:05:38	Bright	48.000	155	41Pi Sgr	2.9000	6600.0	96	48717	No

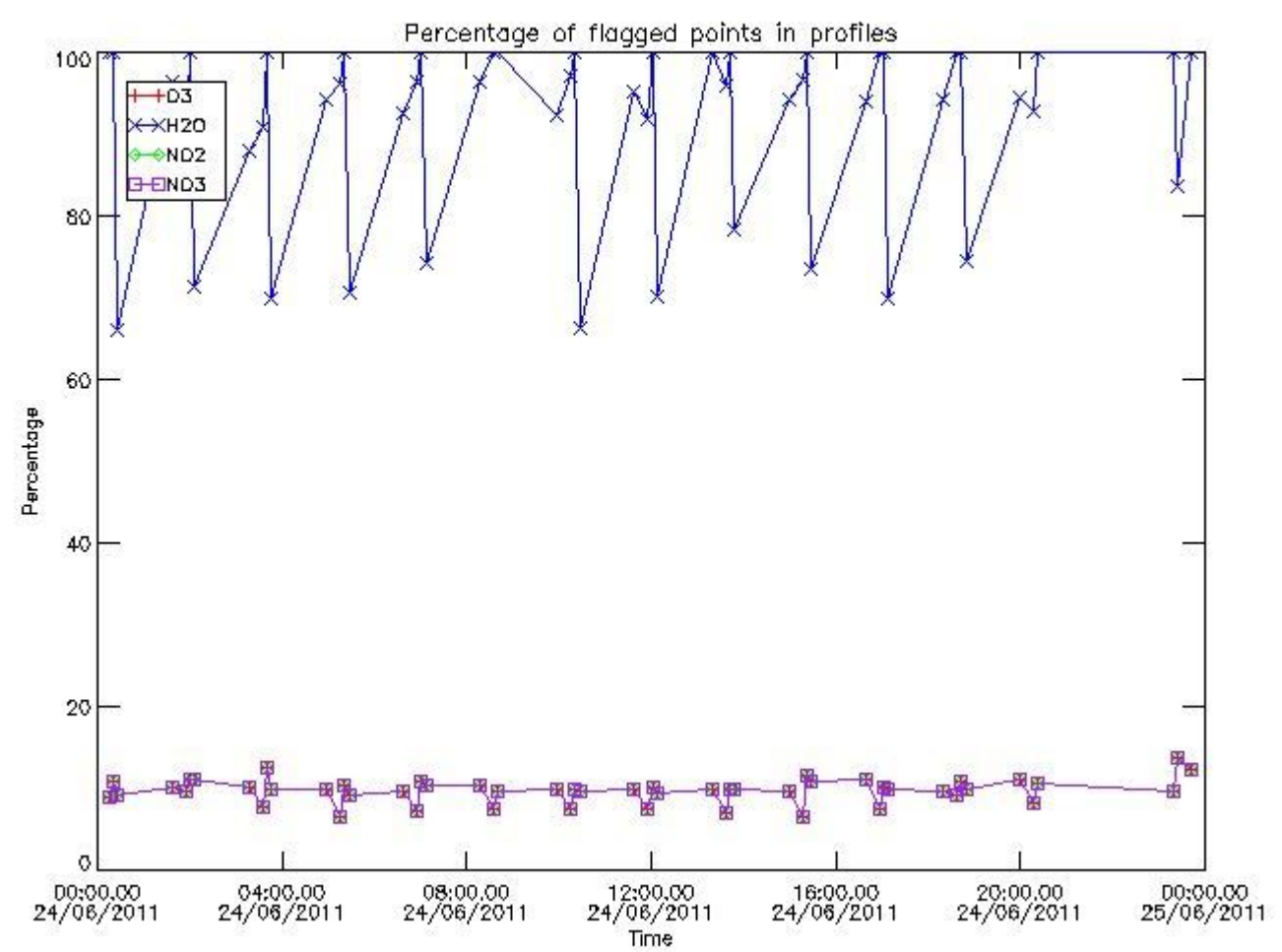
161	GOM_NL__2PRFIN20110624_141418_000000393103_00427_48717_7978.N1	24-JUN-2011 14:14:18	Bright	39.000	126	60Bet Oph	2.7700	4250.0	78	48717	No
162	GOM_NL__2PRFIN20110624_141641_000000393103_00427_48717_7979.N1	24-JUN-2011 14:16:41	Bright	38.500	59	55Alp Oph	2.0800	8900.0	77	48717	No
163	GOM_NL__2PRFIN20110624_142605_000000463103_00427_48717_7980.N1	24-JUN-2011 14:26:05	Bright	46.000	5	3Alp Lyr	0.033000	11000.	92	48717	No
164	GOM_NL__2PRFIN20110624_142814_000000403103_00427_48717_7981.N1	24-JUN-2011 14:28:14	Bright	39.500	130	23Bet Dra	2.7990	5800.0	79	48717	No
165	GOM_NL__2PRFIN20110624_143745_000000463103_00427_48717_7982.N1	24-JUN-2011 14:37:45	Bright	45.500	89	5Alp Cep	2.4510	8000.0	91	48717	No
166	GOM_NL__2PRFIN20110624_144448_000000463103_00427_48717_7983.N1	24-JUN-2011 14:44:48	Bright	46.000	74	11Bet Cas	2.2680	6600.0	92	48717	No
167	GOM_NL__2PRFIN20110624_144623_000000453103_00427_48717_7984.N1	24-JUN-2011 14:46:23	Bright	44.500	68	18Alp Cas	2.2250	4500.0	89	48717	No
168	GOM_NL__2PRFIN20110624_144849_000000483103_00427_48717_7985.N1	24-JUN-2011 14:48:49	Bright	48.000	160	23Gam Per	2.9300	4700.0	96	48717	No
169	GOM_NL__2PRFIN20110624_145213_000000453103_00427_48717_7986.N1	24-JUN-2011 14:52:13	Bright	44.500	73	57Gam1And	2.2600	13100.	89	48717	No
170	GOM_NL__2PRFIN20110624_145438_000000573103_00427_48717_7987.N1	24-JUN-2011 14:54:38	Twi_and_stray	57.000	53	43Bet And	2.0480	3300.0	114	48717	No
171	GOM_NL__2PRFIN20110624_145836_000000533103_00427_48717_7988.N1	24-JUN-2011 14:58:36	Dark	52.500	50	13Alp Ari	2.0070	4250.0	105	48717	No
172	GOM_NL__2PRFIN20110624_151628_000000773103_00427_48717_7989.N1	24-JUN-2011 15:16:28	Dark	77.000	52	16Bet Cet	2.0370	4500.0	154	48717	No
173	GOM_NL__2PRFIN20110624_152151_000000493103_00428_48718_7988.N1	24-JUN-2011 15:21:51	Dark	48.500	84	Alp Phe	2.3970	4500.0	97	48718	No
174	GOM_NL__2PRFIN20110624_152819_000000523103_00428_48718_7989.N1	24-JUN-2011 15:28:19	Dark	51.500	63	Bet Gru	2.1500	2800.0	103	48718	No
175	GOM_NL__2PRFIN20110624_153020_000000503103_00428_48718_7990.N1	24-JUN-2011 15:30:20	Straylight	49.500	31	Alp Gru	1.7340	15200.	99	48718	No
176	GOM_NL__2PRFIN20110624_153315_000000423103_00428_48718_7991.N1	24-JUN-2011 15:33:15	Straylight	41.500	45	Alp Pav	1.9400	26000.	83	48718	No
177	GOM_NL__2PRFIN20110624_154220_000000463103_00428_48718_7992.N1	24-JUN-2011 15:42:20	Twi_and_stray	46.000	38	20Eps Sgr	1.8360	11000.	92	48718	No
178	GOM_NL__2PRFIN20110624_154344_000000483103_00428_48718_7993.N1	24-JUN-2011 15:43:44	Bright	48.000	116	19Del Sgr	2.7000	4100.0	96	48718	No
179	GOM_NL__2PRFIN20110624_154552_000000503103_00428_48718_7994.N1	24-JUN-2011 15:45:52	Bright	50.000	155	41Pi Sgr	2.9000	6600.0	100	48718	No
180	GOM_NL__2PRFIN20110624_155432_000000403103_00428_48718_7995.N1	24-JUN-2011 15:54:32	Bright	39.500	126	60Bet Oph	2.7700	4250.0	79	48718	No
181	GOM_NL__2PRFIN20110624_155655_000000393103_00428_48718_7996.N1	24-JUN-2011 15:56:55	Bright	38.500	59	55Alp Oph	2.0800	8900.0	77	48718	No
182	GOM_NL__2PRFIN20110624_160619_000000493103_00428_48718_7997.N1	24-JUN-2011 16:06:19	Bright	49.000	5	3Alp Lyr	0.033000	11000.	98	48718	No
183	GOM_NL__2PRFIN20110624_160828_000000403103_00428_48718_7998.N1	24-JUN-2011 16:08:28	Bright	39.500	130	23Bet Dra	2.7990	5800.0	79	48718	No
184	GOM_NL__2PRFIN20110624_161758_000000463103_00428_48718_7999.N1	24-JUN-2011 16:17:58	Bright	45.500	89	5Alp Cep	2.4510	8000.0	91	48718	No
185	GOM_NL__2PRFIN20110624_162502_000000463103_00428_48718_8000.N1	24-JUN-2011 16:25:02	Bright	46.000	74	11Bet Cas	2.2680	6600.0	92	48718	No
186	GOM_NL__2PRFIN20110624_162636_000000483103_00428_48718_8001.N1	24-JUN-2011 16:26:36	Bright	48.000	68	18Alp Cas	2.2250	4500.0	96	48718	No
187	GOM_NL__2PRFIN20110624_162903_000000353103_00428_48718_8002.N1	24-JUN-2011 16:29:03	Bright	34.500	160	23Gam Per	2.9300	4700.0	69	48718	No
188	GOM_NL__2PRFIN20110624_163227_000000473103_00428_48718_8003.N1	24-JUN-2011 16:32:27	Bright	46.500	73	57Gam1And	2.2600	13100.	93	48718	No
189	GOM_NL__2PRFIN20110624_163452_000000503103_00428_48718_8004.N1	24-JUN-2011 16:34:52	Twi_and_stray	50.000	53	43Bet And	2.0480	3300.0	100	48718	No
190	GOM_NL__2PRFIN20110624_163850_000000513103_00428_48718_8005.N1	24-JUN-2011 16:38:50	Dark	50.500	50	13Alp Ari	2.0070	4250.0	101	48718	No
191	GOM_NL__2PRFIN20110624_165644_000000693103_00428_48718_8006.N1	24-JUN-2011 16:56:44	Dark	68.500	52	16Bet Cet	2.0370	4500.0	137	48718	No
192	GOM_NL__2PRFIN20110624_170206_000000553103_00429_48719_8016.N1	24-JUN-2011 17:02:06	Dark	55.000	84	Alp Phe	2.3970	4500.0	110	48719	No
193	GOM_NL__2PRFIN20110624_170834_000000523103_00429_48719_8017.N1	24-JUN-2011 17:08:34	Dark	52.000	63	Bet Gru	2.1500	2800.0	104	48719	No
194	GOM_NL__2PRFIN20110624_171035_000000493103_00429_48719_8018.N1	24-JUN-2011 17:10:35	Straylight	49.000	31	Alp Gru	1.7340	15200.	98	48719	No
195	GOM_NL__2PRFIN20110624_171330_000000413103_00429_48719_8019.N1	24-JUN-2011 17:13:30	Straylight	40.500	45	Alp Pav	1.9400	26000.	81	48719	No
196	GOM_NL__2PRFIN20110624_172235_000000463103_00429_48719_8020.N1	24-JUN-2011 17:22:35	Twi_and_stray	46.000	38	20Eps Sgr	1.8360	11000.	92	48719	No
197	GOM_NL__2PRFIN20110624_172359_000000473103_00429_48719_8021.N1	24-JUN-2011 17:23:59	Bright	46.500	116	19Del Sgr	2.7000	4100.0	93	48719	No
198	GOM_NL__2PRFIN20110624_172606_000000503103_00429_48719_8022.N1	24-JUN-2011 17:26:06	Bright	50.000	155	41Pi Sgr	2.9000	6600.0	100	48719	No
199	GOM_NL__2PRFIN20110624_173446_000000393103_00429_48719_8023.N1	24-JUN-2011 17:34:46	Bright	38.500	126	60Bet Oph	2.7700	4250.0	77	48719	No
200	GOM_NL__2PRFIN20110624_173708_000000413103_00429_48719_8024.N1	24-JUN-2011 17:37:08	Bright	41.000	59	55Alp Oph	2.0800	8900.0	82	48719	No
201	GOM_NL__2PRFIN20110624_174632_000000473103_00429_48719_8025.N1	24-JUN-2011 17:46:32	Bright	46.500	5	3Alp Lyr	0.033000	11000.	93	48719	No
202	GOM_NL__2PRFIN20110624_174842_000000393103_00429_48719_8026.N1	24-JUN-2011 17:48:42	Bright	38.500	130	23Bet Dra	2.7990	5800.0	77	48719	No
203	GOM_NL__2PRFIN20110624_175811_000000473103_00429_48719_8027.N1	24-JUN-2011 17:58:11	Bright	46.500	89	5Alp Cep	2.4510	8000.0	93	48719	No
204	GOM_NL__2PRFIN20110624_180515_000000493103_00429_48719_8028.N1	24-JUN-2011 18:05:15	Bright	48.500	74	11Bet Cas	2.2680	6600.0	97	48719	No
205	GOM_NL__2PRFIN20110624_180650_000000493103_00429_48719_8029.N1	24-JUN-2011 18:06:50	Bright	48.500	68	18Alp Cas	2.2250	4500.0	97	48719	No
206	GOM_NL__2PRFIN20110624_180917_000000433103_00429_48719_8030.N1	24-JUN-2011 18:09:17	Bright	43.000	160	23Gam Per	2.9300	4700.0	86	48719	No
207	GOM_NL__2PRFIN20110624_181241_000000473103_00429_48719_8031.N1	24-JUN-2011 18:12:41	Bright	46.500	73	57Gam1And	2.2600	13100.	93	48719	No
208	GOM_NL__2PRFIN20110624_181506_000000503103_00429_48719_8032.N1	24-JUN-2011 18:15:06	Twi_and_stray	50.000	53	43Bet And	2.0480	3300.0	100	48719	No
209	GOM_NL__2PRFIN20110624_181905_000000533103_00429_48719_8033.N1	24-JUN-2011 18:19:05	Dark	52.500	50	13Alp Ari	2.0070	4250.0	105	48719	No
210	GOM_NL__2PRFIN20110624_183700_000000613103_00429_48719_8034.N1	24-JUN-2011 18:37:00	Dark	61.000	52	16Bet Cet	2.0370	4500.0	122	48719	No
211	GOM_NL__2PRFIN20110624_184221_000000473103_00430_48720_8042.N1	24-JUN-2011 18:42:21	Dark	46.500	84	Alp Phe	2.3970	4500.0	93	48720	No
212	GOM_NL__2PRFIN20110624_184849_000000523103_00430_48720_8043.N1	24-JUN-2011 18:48:49	Dark	51.500	63	Bet Gru	2.1500	2800.0	103	48720	No
213	GOM_NL__2PRFIN20110624_185050_000000483103_00430_48720_8044.N1	24-JUN-2011 18:50:50	Straylight	47.500	31	Alp Gru	1.7340	15200.	95	48720	No
214	GOM_NL__2PRFIN20110624_185344_000000413103_00430_48720_8045.N1	24-JUN-2011 18:53:44	Straylight	41.000	45	Alp Pav	1.9400	26000.	82	48720	No
215	GOM_NL__2PRFIN20110624_190249_000000483103_00430_48720_8046.N1	24-JUN-2011 19:02:49	Twi_and_stray	47.500	38	20Eps Sgr	1.8360	11000.	95	48720	No
216	GOM_NL__2PRFIN20110624_190413_000000493103_00430_48720_8047.N1	24-JUN-2011 19:04:13	Bright	48.500	116	19Del Sgr	2.7000	4100.0	97	48720	No
217	GOM_NL__2PRFIN20110624_190621_000000503103_00430_48720_8048.N1	24-JUN-2011 19:06:21	Bright	50.000	155	41Pi Sgr	2.9000	6600.0	100	48720	No
218	GOM_NL__2PRFIN20110624_191500_000000393103_00430_48720_8049.N1	24-JUN-2011 19:15:00	Bright	39.000	126	60Bet Oph	2.7700	4250.0	78	48720	No
219	GOM_NL__2PRFIN20110624_191722_000000403103_00430_48720_8050.N1	24-JUN-2011 19:17:22	Bright	40.000	59	55Alp Oph	2.0800	8900.0	80	48720	No

220	GOM_NL__2PRFIN20110624_192646_000000463103_00430_48720_8051.N1	24-JUN-2011 19:26:46	Bright	45.500	5	3Alp Lyr	0.033000	11000.	91	48720	No
221	GOM_NL__2PRFIN20110624_192856_000000403103_00430_48720_8052.N1	24-JUN-2011 19:28:56	Bright	39.500	130	23Bet Dra	2.7990	5800.0	79	48720	No
222	GOM_NL__2PRFIN20110624_193825_000000483103_00430_48720_8053.N1	24-JUN-2011 19:38:25	Bright	47.500	89	5Alp Cep	2.4510	8000.0	95	48720	No
223	GOM_NL__2PRFIN20110624_194529_000000563103_00430_48720_8054.N1	24-JUN-2011 19:45:29	Bright	56.000	74	11Bet Cas	2.2680	6600.0	112	48720	No
224	GOM_NL__2PRFIN20110624_194704_000000463103_00430_48720_8055.N1	24-JUN-2011 19:47:04	Bright	46.000	68	18Alp Cas	2.2250	4500.0	92	48720	No
225	GOM_NL__2PRFIN20110624_194931_000000553103_00430_48720_8056.N1	24-JUN-2011 19:49:31	Bright	55.000	160	23Gam Per	2.9300	4700.0	110	48720	No
226	GOM_NL__2PRFIN20110624_195255_000000443103_00430_48720_8057.N1	24-JUN-2011 19:52:55	Bright	43.500	73	57Gam1And	2.2600	13100.	87	48720	No
227	GOM_NL__2PRFIN20110624_195520_000000463103_00430_48720_8058.N1	24-JUN-2011 19:55:20	Twilight	46.000	53	43Bet And	2.0480	3300.0	92	48720	No
228	GOM_NL__2PRFIN20110624_195919_000000563103_00430_48720_8059.N1	24-JUN-2011 19:59:19	Dark	55.500	50	13Alp Ari	2.0070	4250.0	111	48720	No
229	GOM_NL__2PRFIN20110624_201715_000000633103_00430_48720_8060.N1	24-JUN-2011 20:17:15	Dark	62.500	52	16Bet Cet	2.0370	4500.0	125	48720	No
230	GOM_NL__2PRFIN20110624_202236_000000483103_00431_48721_8079.N1	24-JUN-2011 20:22:36	Dark	47.500	84	Alp Phe	2.3970	4500.0	95	48721	No
231	GOM_NL__2PRFIN20110624_220919_000000533104_00001_48722_8094.N1	24-JUN-2011 22:09:19	Straylight	53.000	63	Bet Gru	2.1500	2800.0	106	48722	No
232	GOM_NL__2PRFIN20110624_221119_000000523104_00001_48722_8095.N1	24-JUN-2011 22:11:19	Straylight	52.000	31	Alp Gru	1.7340	15200.	104	48722	No
233	GOM_NL__2PRFIN20110624_221414_000000423104_00001_48722_8096.N1	24-JUN-2011 22:14:14	Straylight	42.000	45	Alp Pav	1.9400	26000.	84	48722	No
234	GOM_NL__2PRFIN20110624_222318_000000443104_00001_48722_8097.N1	24-JUN-2011 22:23:18	Twilight	43.500	38	20Eps Sgr	1.8360	11000.	87	48722	No
235	GOM_NL__2PRFIN20110624_222442_000000563104_00001_48722_8098.N1	24-JUN-2011 22:24:42	Bright	56.000	116	19Del Sgr	2.7000	4100.0	112	48722	No
236	GOM_NL__2PRFIN20110624_222649_000000493104_00001_48722_8099.N1	24-JUN-2011 22:26:49	Bright	49.000	155	41Pi Sgr	2.9000	6600.0	98	48722	No
237	GOM_NL__2PRFIN20110624_223528_000000393104_00001_48722_8100.N1	24-JUN-2011 22:35:28	Bright	39.000	126	60Bet Oph	2.7700	4250.0	78	48722	No
238	GOM_NL__2PRFIN20110624_223750_000000393104_00001_48722_8101.N1	24-JUN-2011 22:37:50	Bright	38.500	59	55Alp Oph	2.0800	8900.0	77	48722	No
239	GOM_NL__2PRFIN20110624_224712_000000443104_00001_48722_8102.N1	24-JUN-2011 22:47:12	Bright	43.500	5	3Alp Lyr	0.033000	11000.	87	48722	No
240	GOM_NL__2PRFIN20110624_224923_000000383104_00001_48722_8103.N1	24-JUN-2011 22:49:23	Bright	37.500	130	23Bet Dra	2.7990	5800.0	75	48722	No
241	GOM_NL__2PRFIN20110624_225851_000000493104_00001_48722_8104.N1	24-JUN-2011 22:58:51	Bright	48.500	89	5Alp Cep	2.4510	8000.0	97	48722	No
242	GOM_NL__2PRFIN20110624_230556_000000453104_00001_48722_8105.N1	24-JUN-2011 23:05:56	Bright	45.000	74	11Bet Cas	2.2680	6600.0	90	48722	No
243	GOM_NL__2PRFIN20110624_230731_000000483104_00001_48722_8106.N1	24-JUN-2011 23:07:31	Bright	47.500	68	18Alp Cas	2.2250	4500.0	95	48722	No
244	GOM_NL__2PRFIN20110624_230959_000000363104_00001_48722_8107.N1	24-JUN-2011 23:09:59	Bright	35.500	160	23Gam Per	2.9300	4700.0	71	48722	No
245	GOM_NL__2PRFIN20110624_231323_000000463104_00001_48722_8108.N1	24-JUN-2011 23:13:23	Bright	46.000	73	57Gam1And	2.2600	13100.	92	48722	No
246	GOM_NL__2PRFIN20110624_231551_000000473104_00001_48722_8109.N1	24-JUN-2011 23:15:51	Twilight	47.000	173	4Bet Tri	3.0040	8900.0	94	48722	No
247	GOM_NL__2PRFIN20110624_231947_000000533104_00001_48722_8110.N1	24-JUN-2011 23:19:47	Dark	52.500	50	13Alp Ari	2.0070	4250.0	105	48722	No
248	GOM_NL__2PRFIN20110624_232440_000000373104_00001_48722_8111.N1	24-JUN-2011 23:24:40	Dark	36.500	94	92Alp Cet	2.5260	3100.0	73	48722	No
249	GOM_NL__2PRFIN20110624_234306_000000503104_00002_48723_8111.N1	24-JUN-2011 23:43:06	Dark	49.500	84	Alp Phe	2.3970	4500.0	99	48723	No
250	GOM_NL__2PRFIN20110624_234934_000000533104_00002_48723_8112.N1	24-JUN-2011 23:49:34	Straylight	53.000	63	Bet Gru	2.1500	2800.0	106	48723	No
251	GOM_NL__2PRFIN20110624_235134_000000533104_00002_48723_8113.N1	24-JUN-2011 23:51:34	Straylight	52.500	31	Alp Gru	1.7340	15200.	105	48723	No
252	GOM_NL__2PRFIN20110624_235428_000000483104_00002_48723_8114.N1	24-JUN-2011 23:54:28	Straylight	47.500	45	Alp Pav	1.9400	26000.	95	48723	No

3. Quality information per product

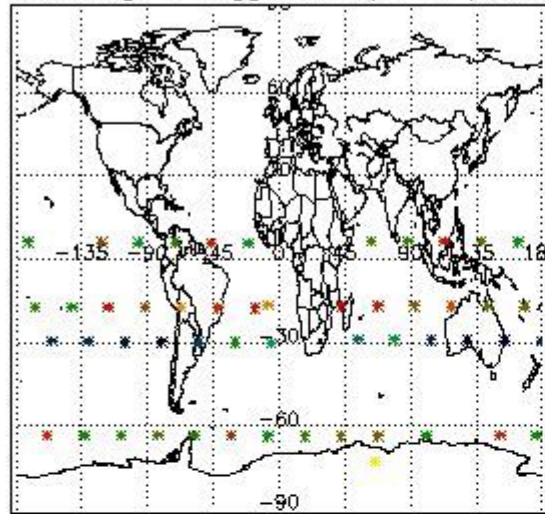
In this section it is plotted some information contained in the Quality Summary data set of the level 2 products. Only products in dark limb conditions and without errors (error flag in the MPH set to "0") are used.

3.1 Plot quality information per product (time dependant)

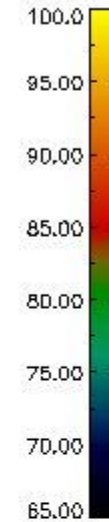
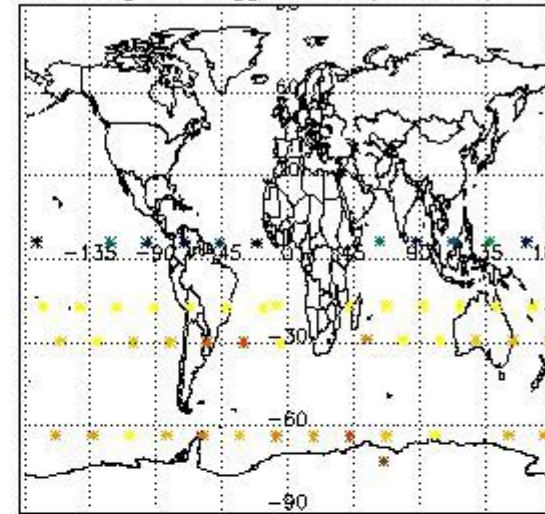


3.2 Plot quality information per product (world map)


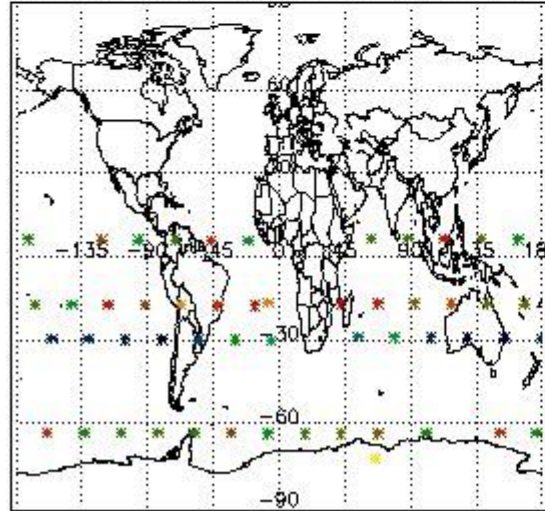
Percentage of flagged data per O3 profile



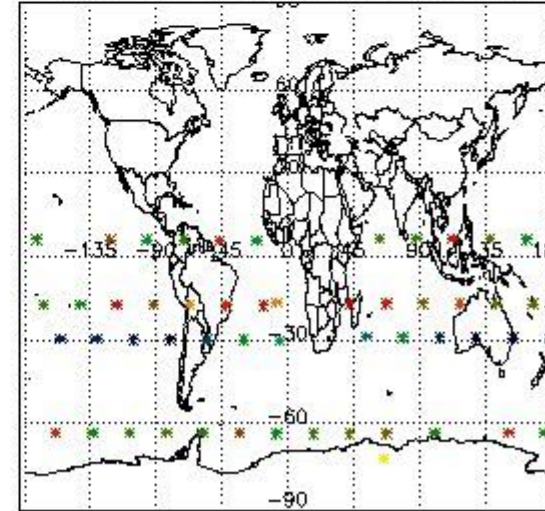
Percentage of flagged data per H2O profile



Percentage of flagged data per NO2 profile



Percentage of flagged data per NO3 profile

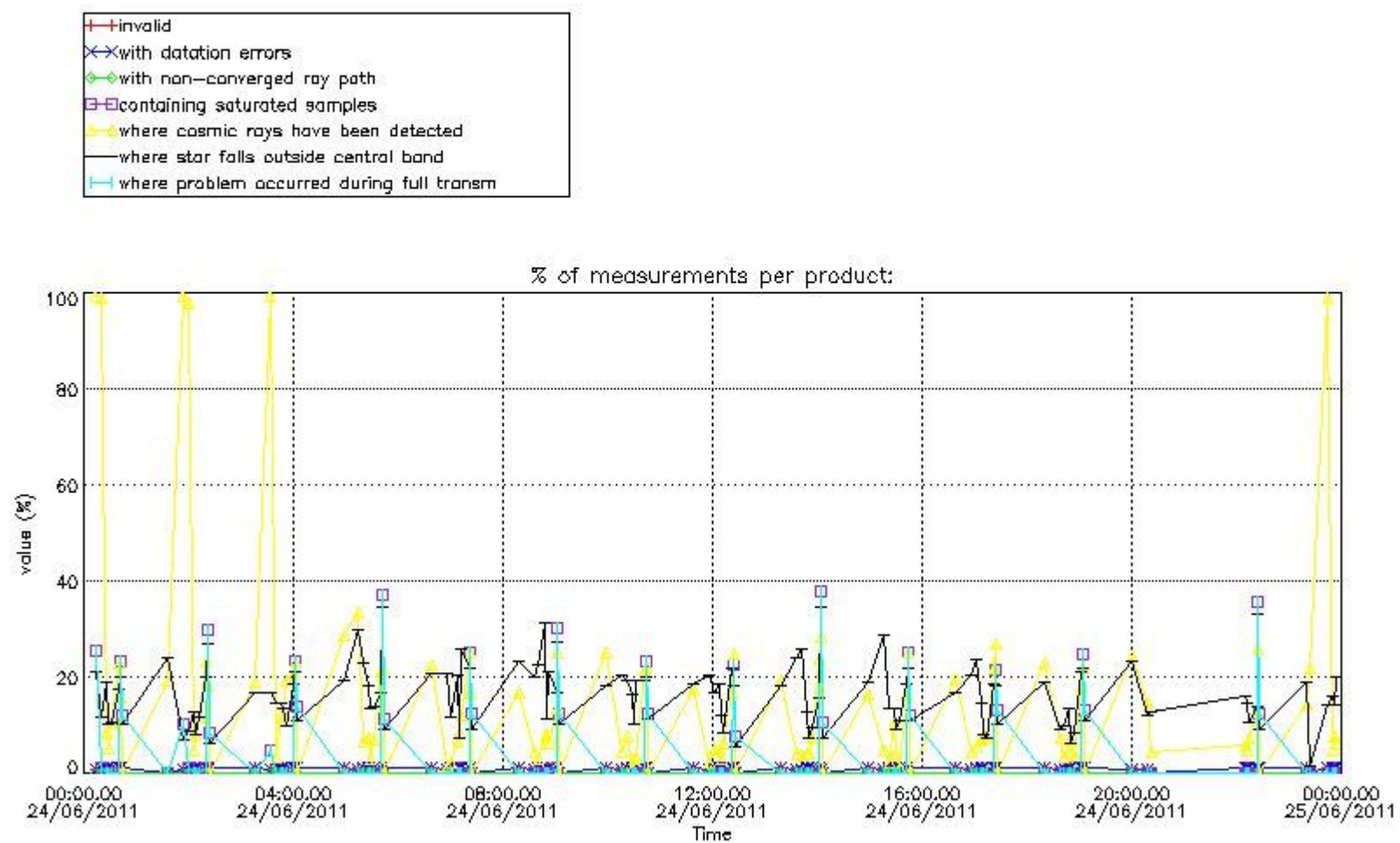


4. Level 1 quality information per product

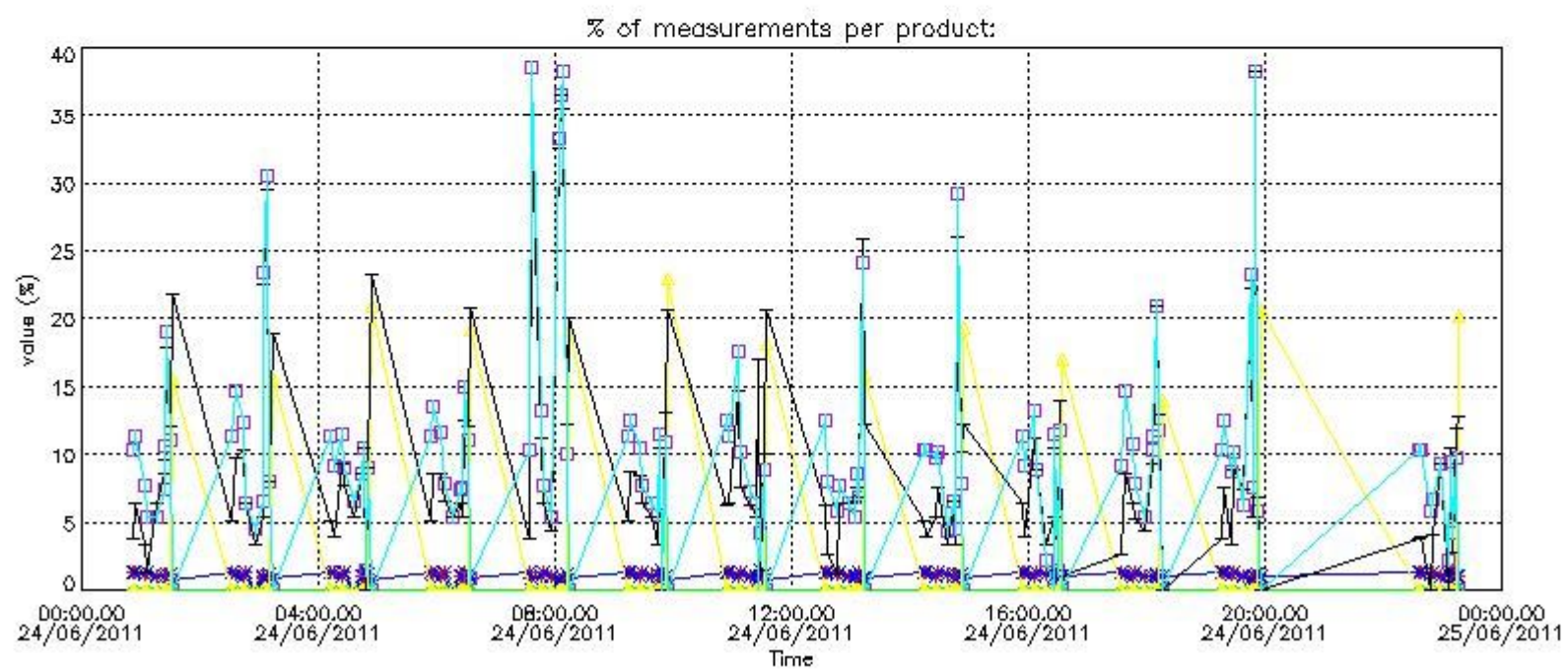
In this section it is plotted some information contained in the Quality Summary data set of the level 2 products that comes from the level 1b processing. Products without errors (error flag in the MPH set to "0") are used.

4.1 Plot quality information per product (time dependant) coming from level 1b processing

4.1.1 Plot level 1 quality information per product (time dependant): ENVISAT ASCENDING passes

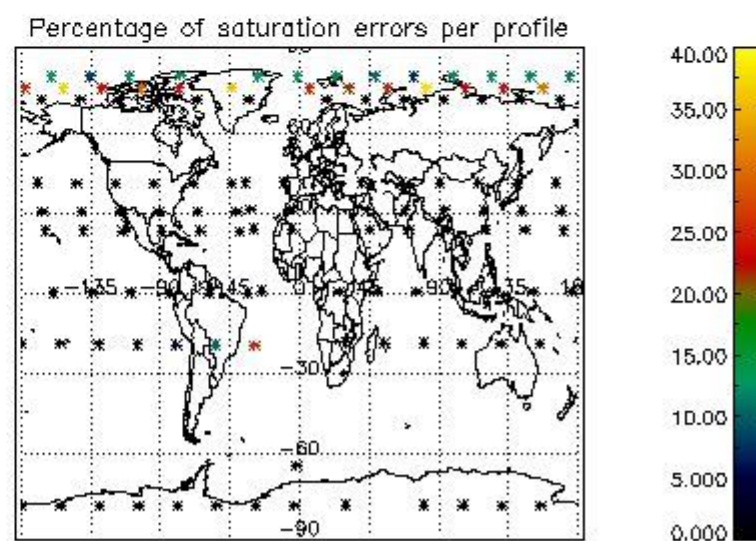
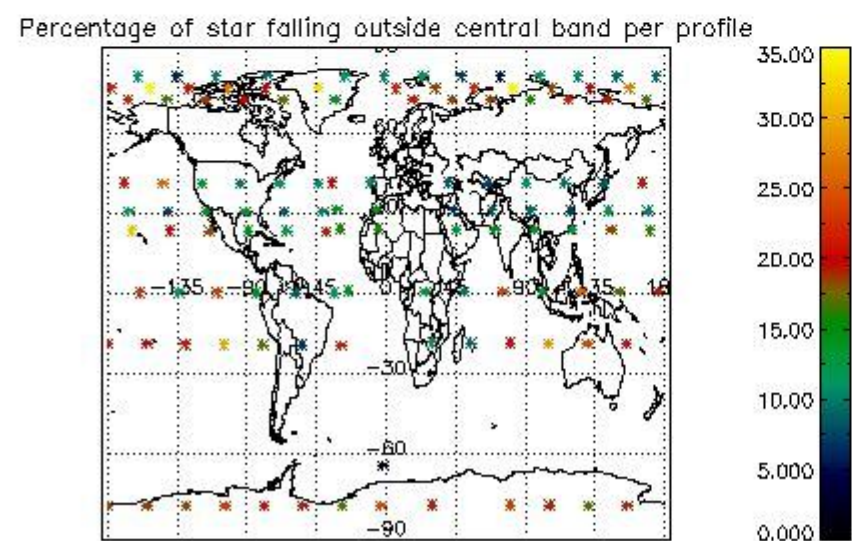
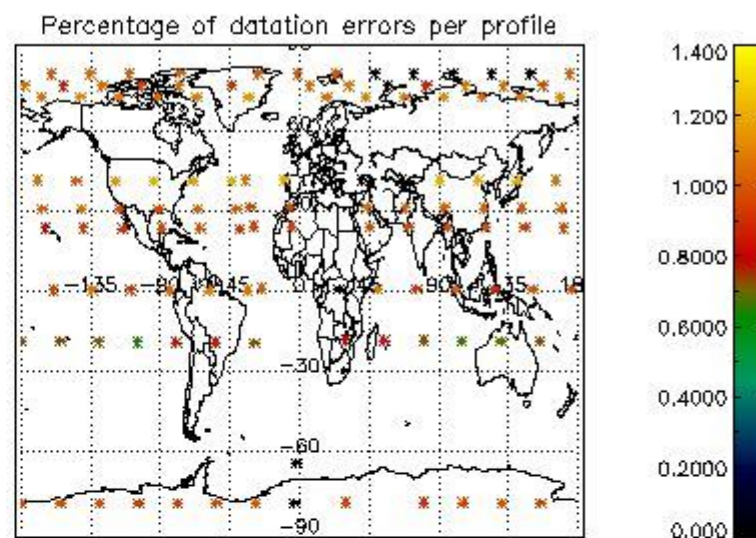
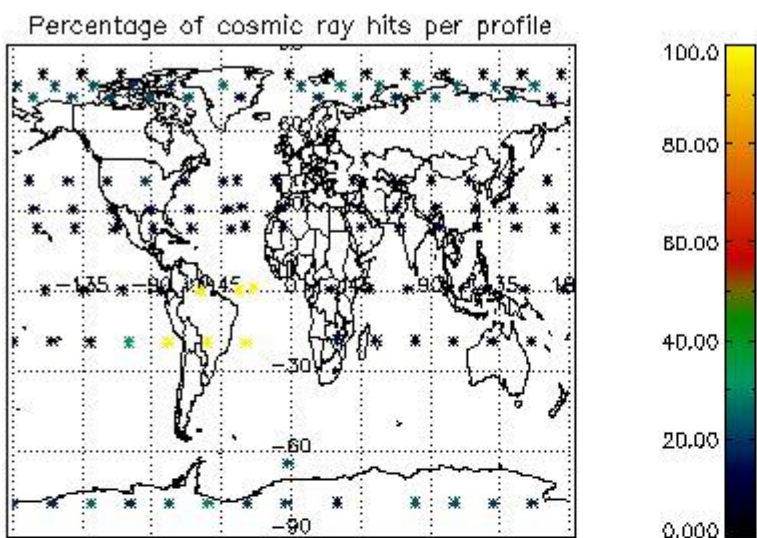


4.1.2 Plot level 1 quality information per product (time dependant): ENVISAT DESCENDING passes

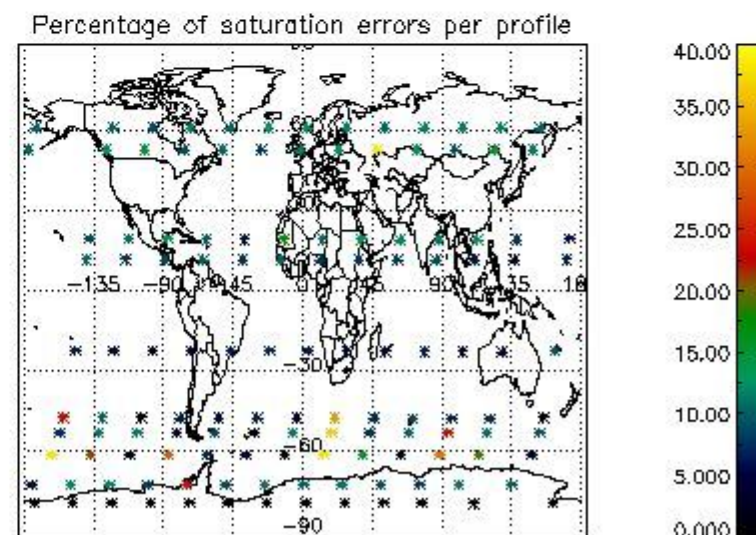
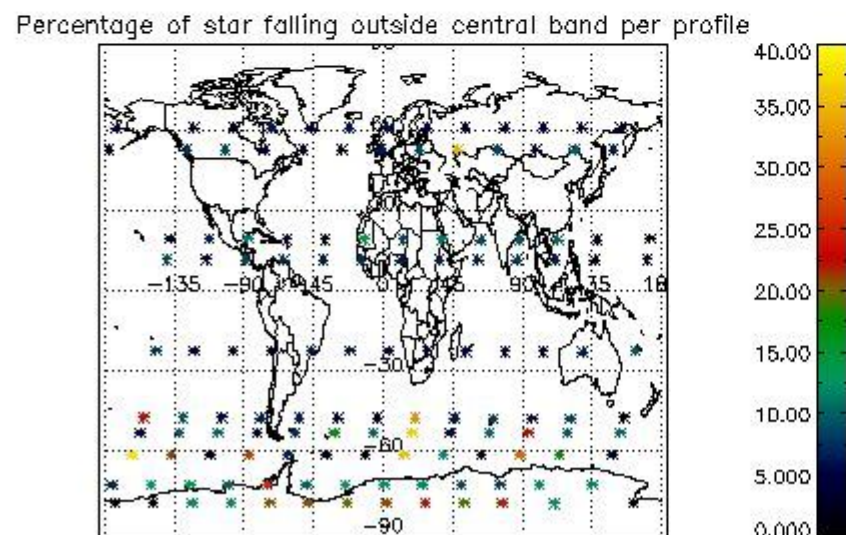
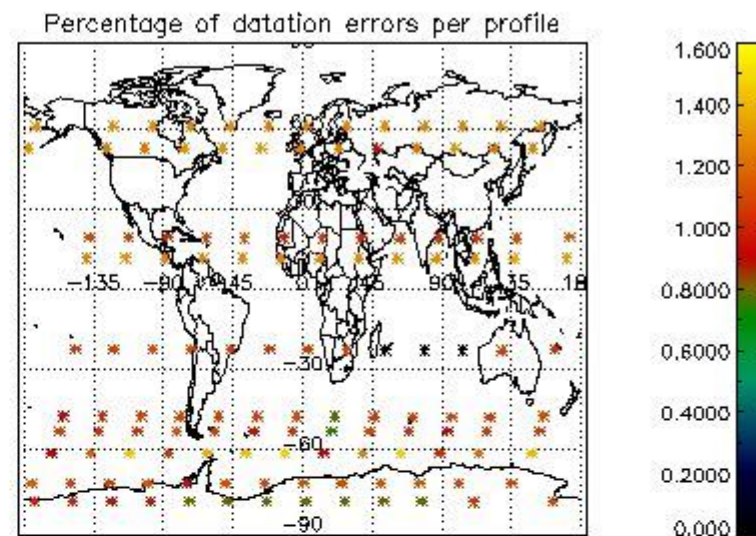
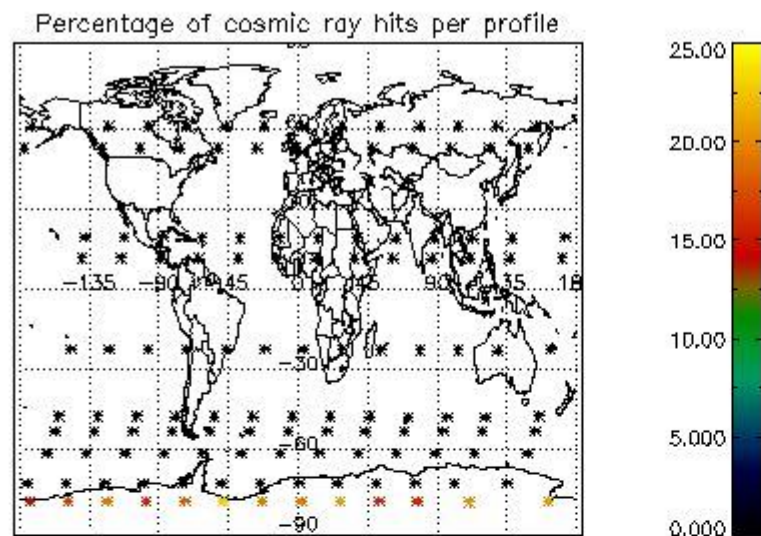


4.2 Plot quality information per product coming from level 1b processing (world map)

4.2.1 Plot level 1 quality information per product (world map): ENVISAT ASCENDING passes



4.2.2 Plot level 1 quality information per product (world map): ENVISAT DESCENDING passes



5. Trace gas profiles

5.1 Ozone statistics based on quality of products

The final quality of the products can be "measured" using the STD (Standard Deviation) attached to every point profile. This information is written to the parameter GOM_NL__2P/NL_LOCAL_SPECIES_DENSITY/o3_std of the level 2 products. The table below shows the statistics for given STD ranges.

The statistics are given with respect to the overall valid production:

- Products without fatal errors: GOM_NL__2P/MPH/PRODUCT_ERR=0
- Valid point profile: GOM_NL__2P/NL_LOCAL_SPECIES_DENSITY/pcd(0)=0

The 'Criteria' is applied to valid points of dark limb products:

- Products in dark limb illumination condition: GOM_NL__2P/NL_SUMMARY_QUALITY/obs_ill_cond=0
- Products without fatal errors: GOM_NL__2P/MPH/PRODUCT_ERR=0
- Valid point profile: GOM_NL__2P/NL_LOCAL_SPECIES_DENSITY/pcd(0)=0

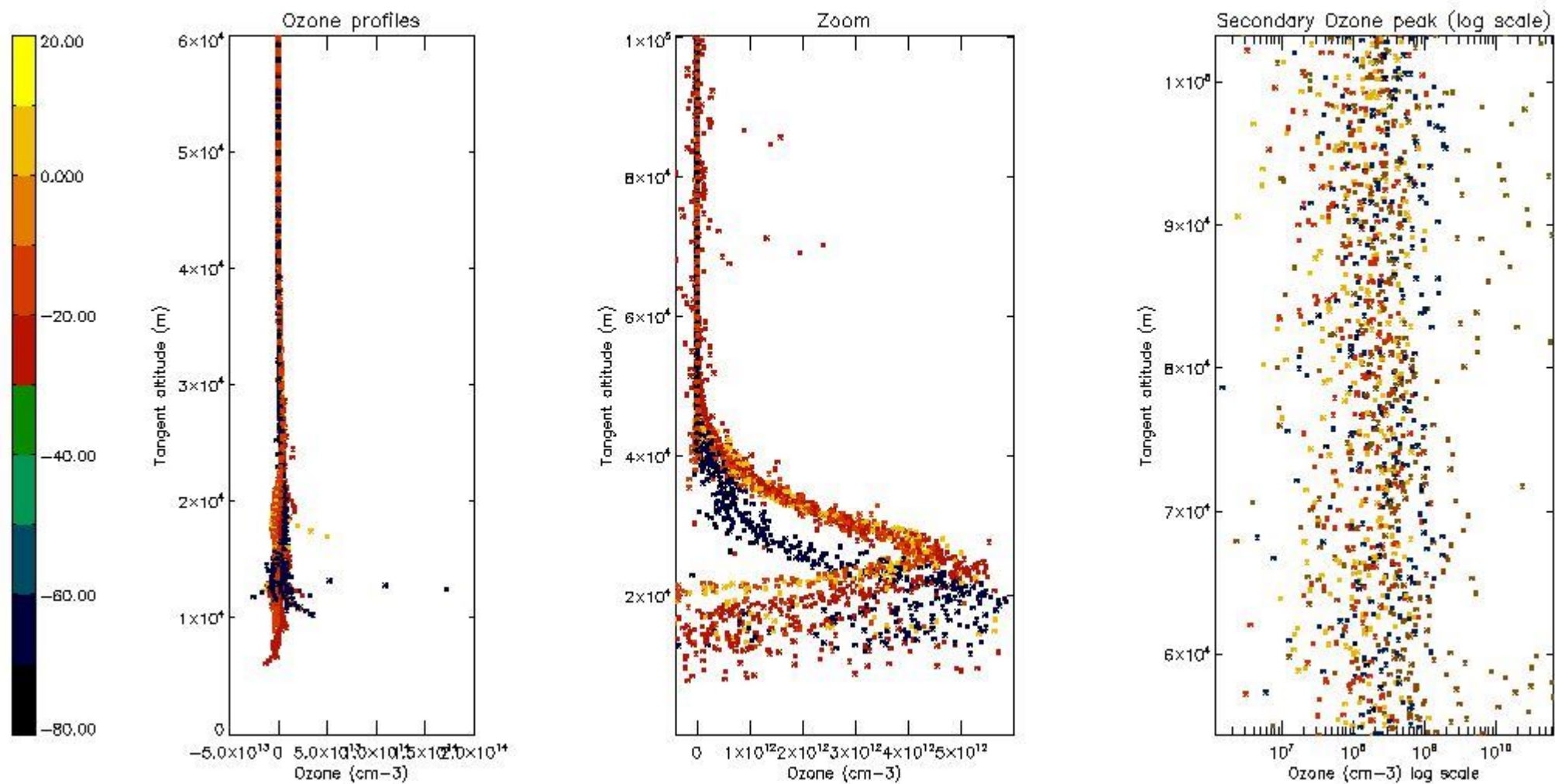
So, the table below shows the percentage of dark limb and valid observations for each criteria with respect to the overall valid daily observations.

Criteria	% of total production
All STD	25
STD < 20	6

STD < 10	4
STD < 5	0

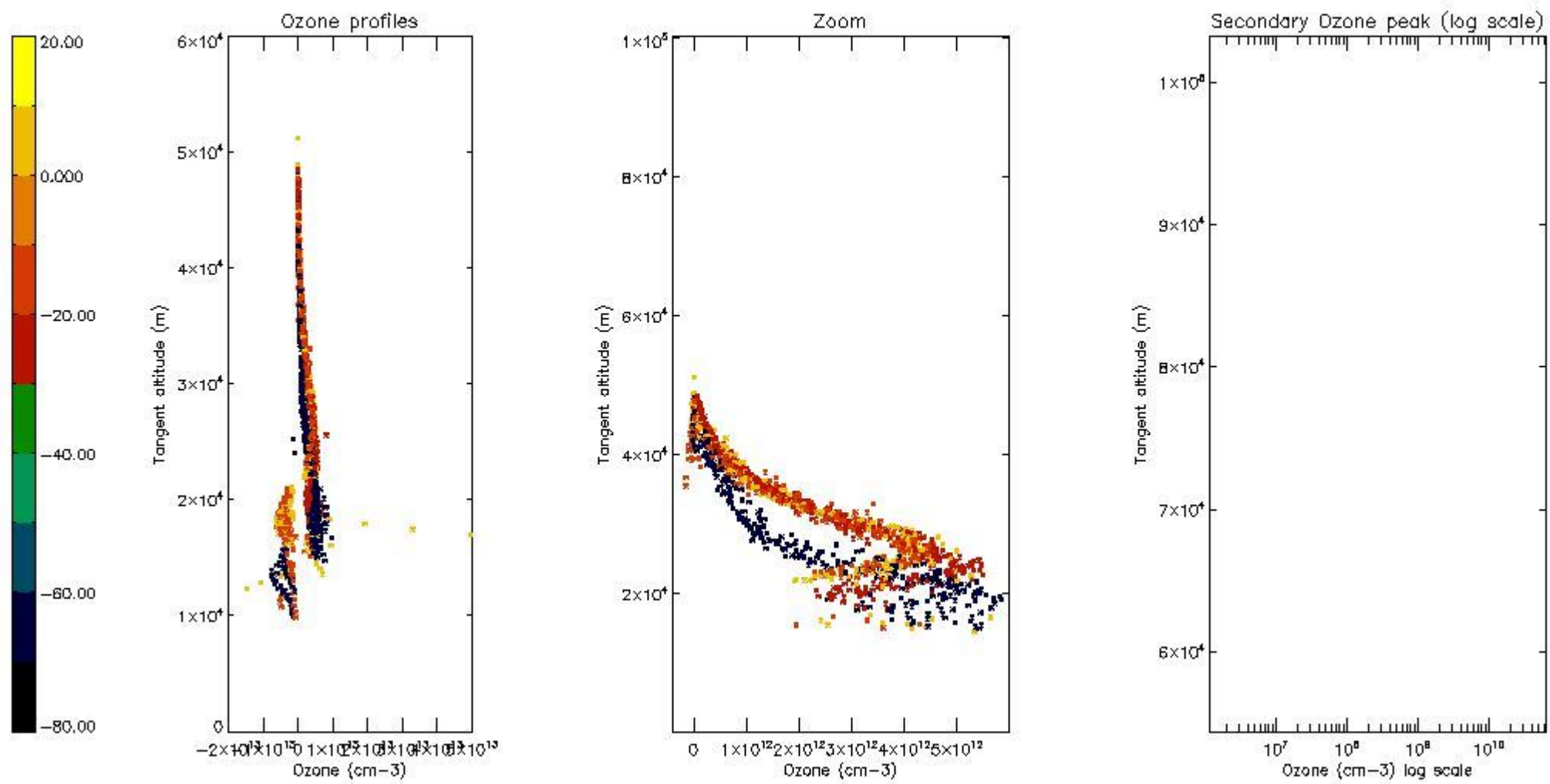
5.2 Plot ozone profiles for all STD (dark without errors)

The colorbar represents the latitude.



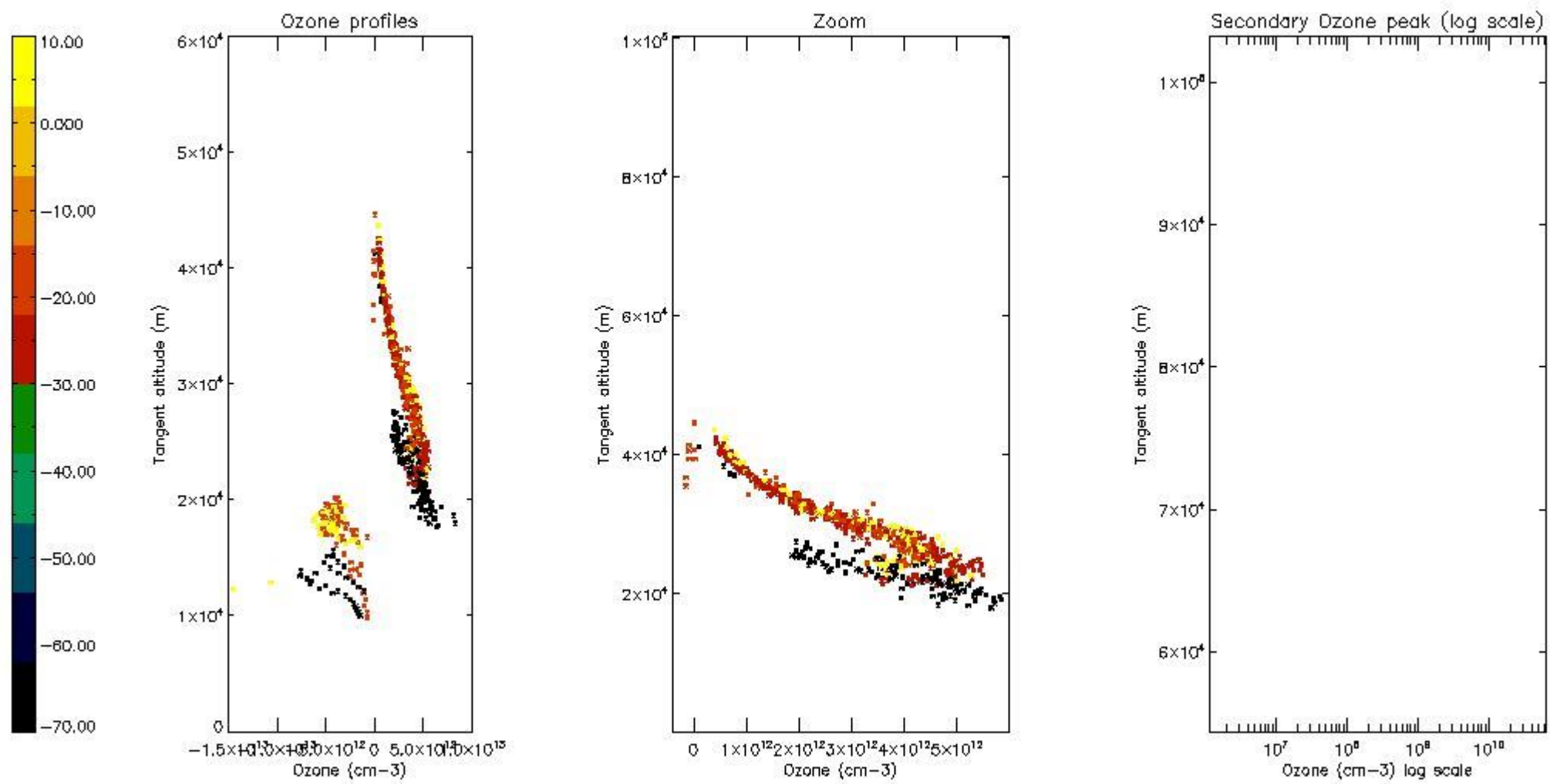
5.3 Plot ozone profiles where STD < 20% (dark without errors)

The colorbar represents the latitude.



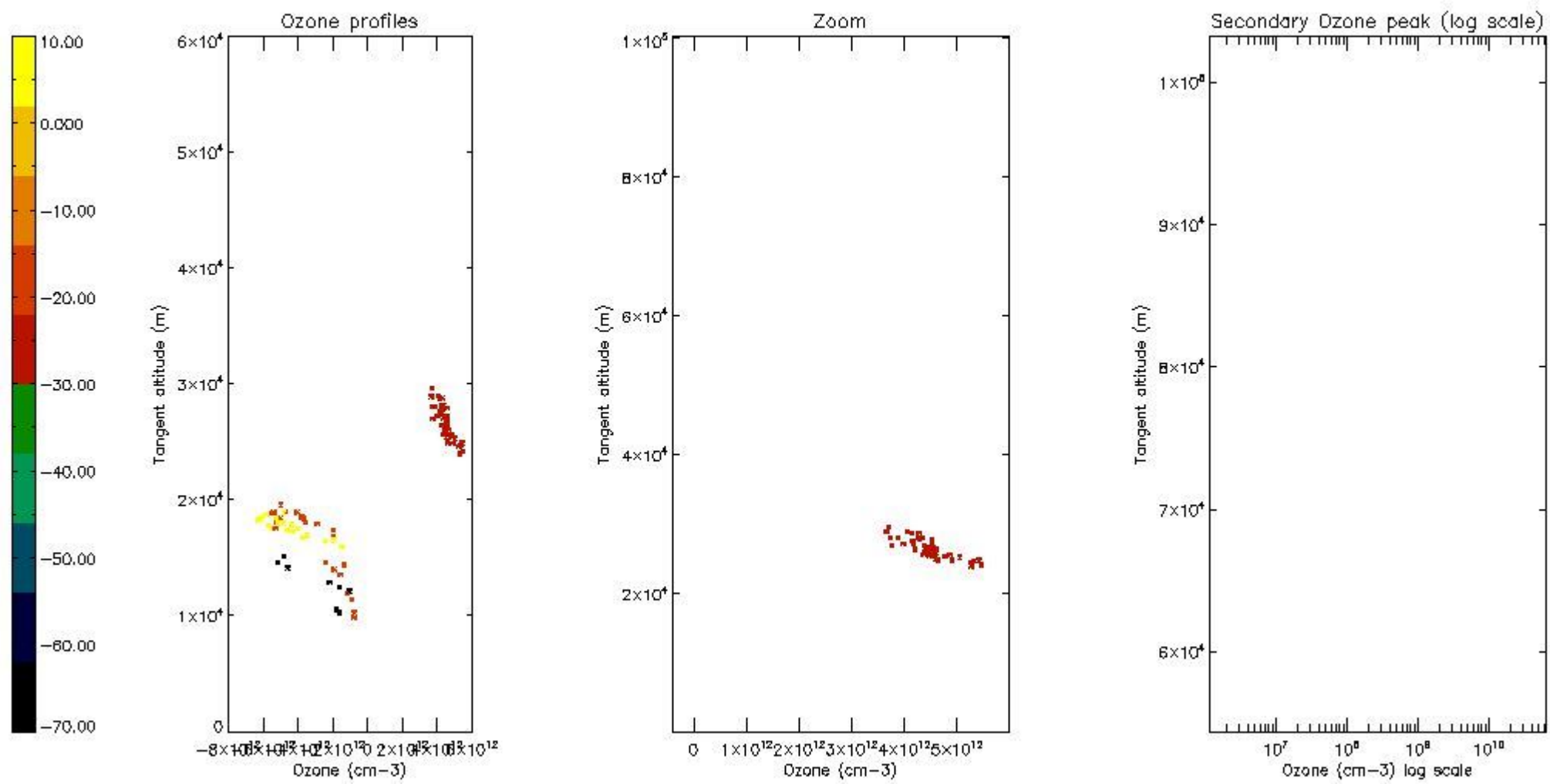
5.4 Plot ozone profiles where STD < 10% (dark without errors)

The colorbar represents the latitude.



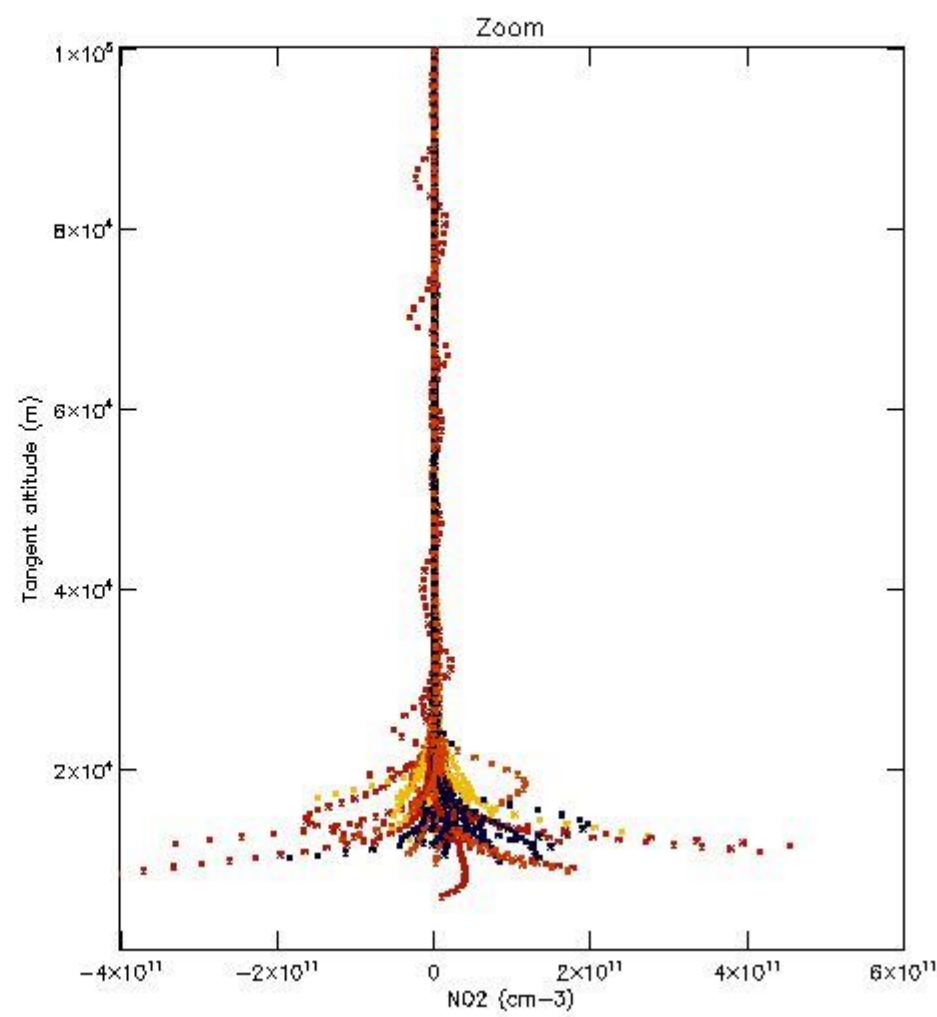
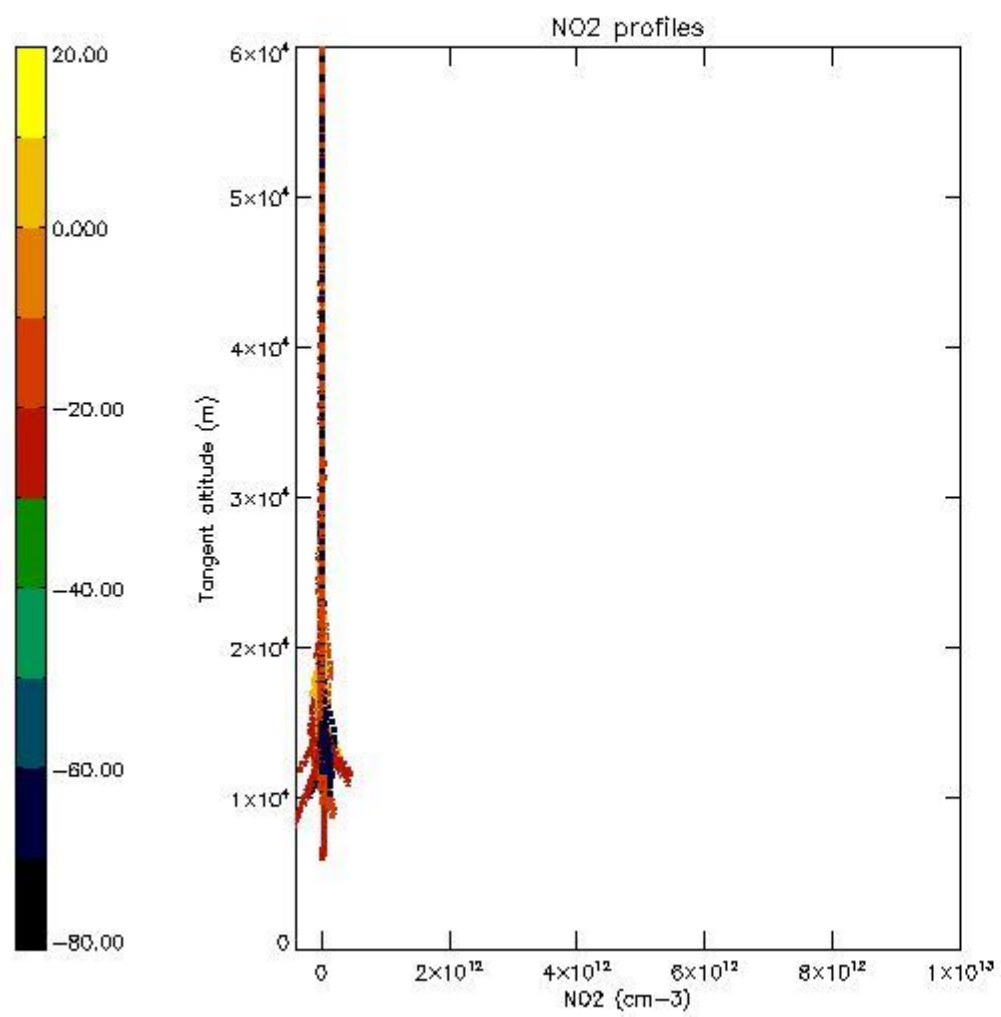
5.5 Plot ozone profiles where $STD < 5\%$ (dark without errors)

The colorbar represents the latitude.



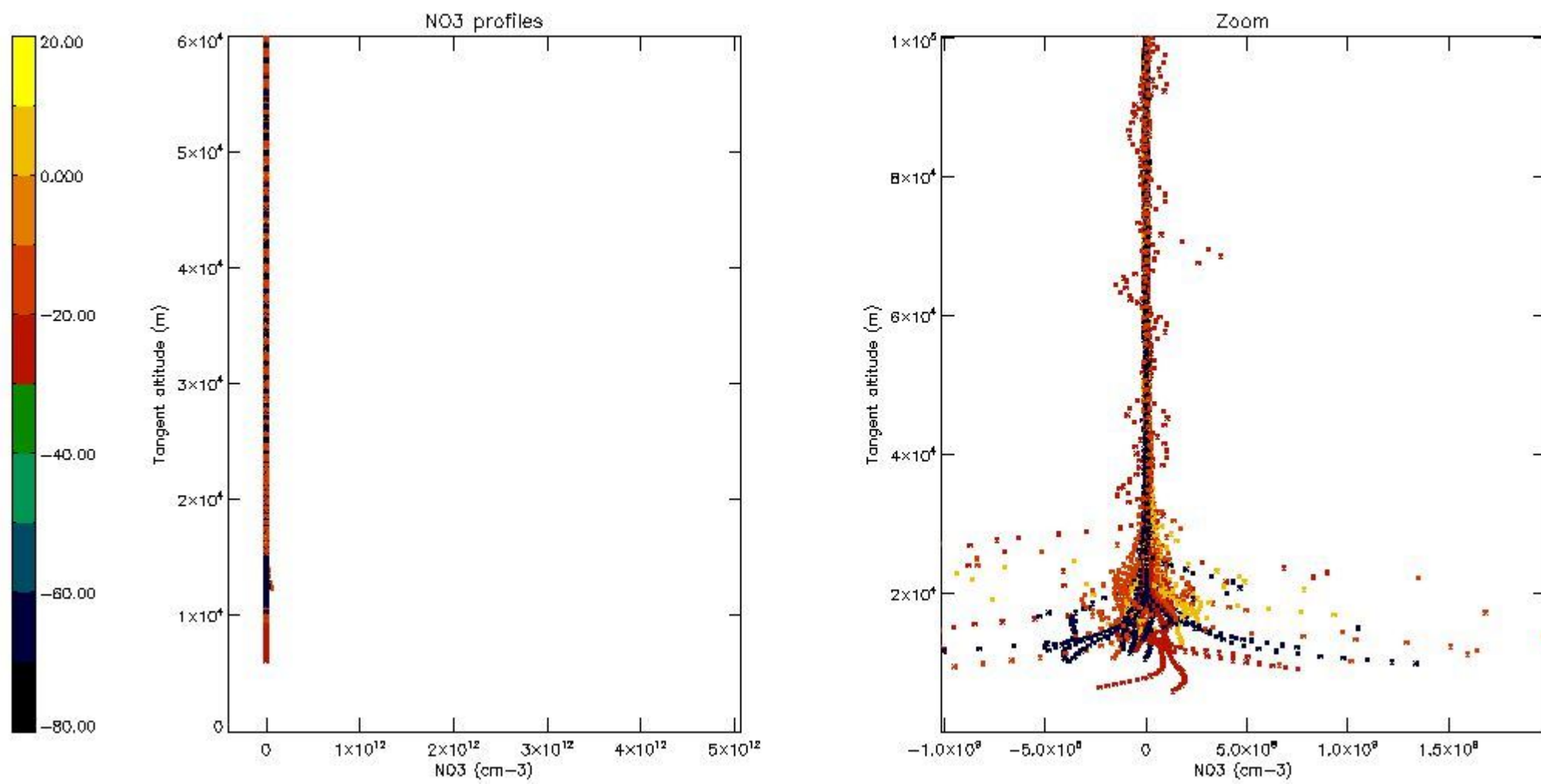
5.6 Plot NO₂ profiles for all STD (dark without errors)

The colorbar represents the latitude.



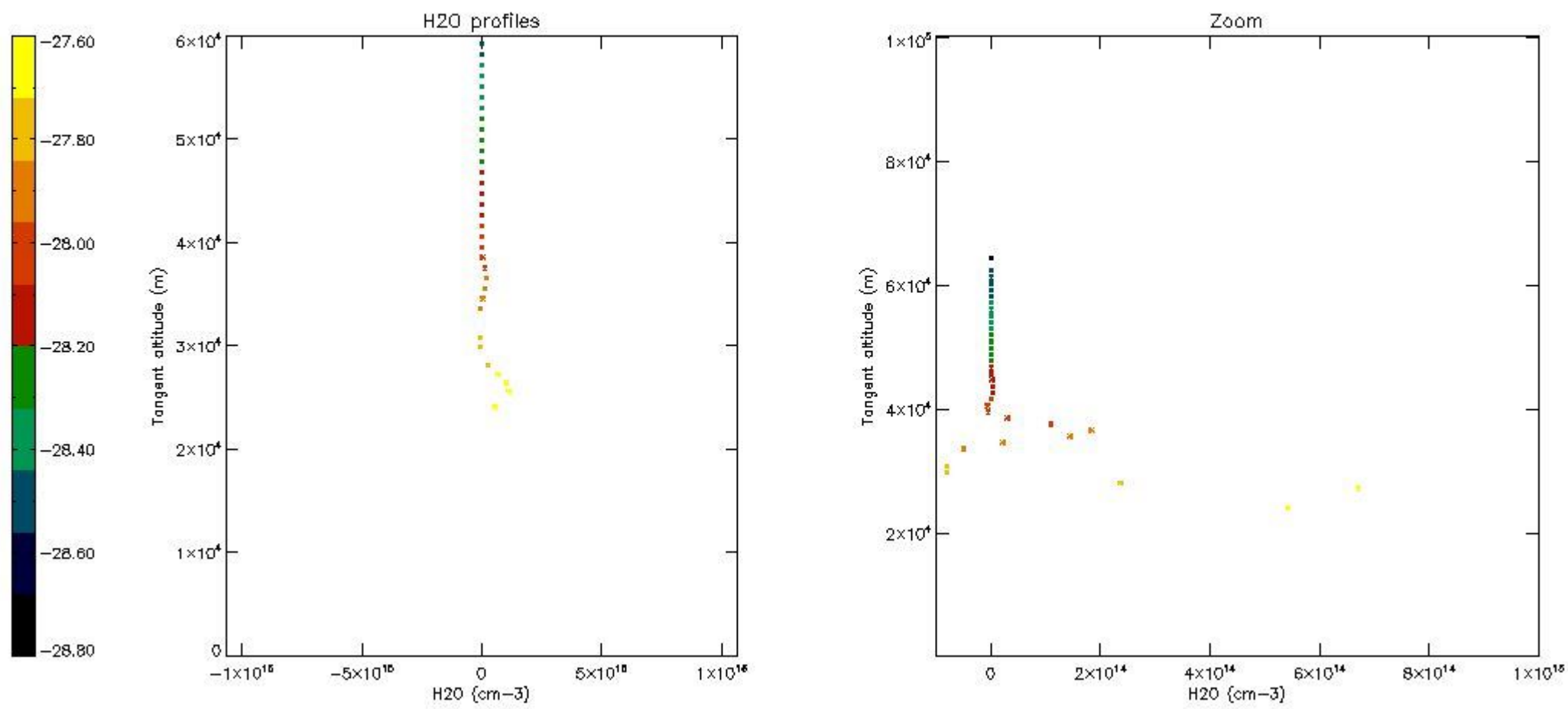
5.7 Plot NO3 profiles for all STD (dark without errors)

The colorbar represents the latitude.



5.8 Plot H2O profiles for all STD (only for occultations of stars 1,2,3,4,13,14,16,26,63 dark without errors)

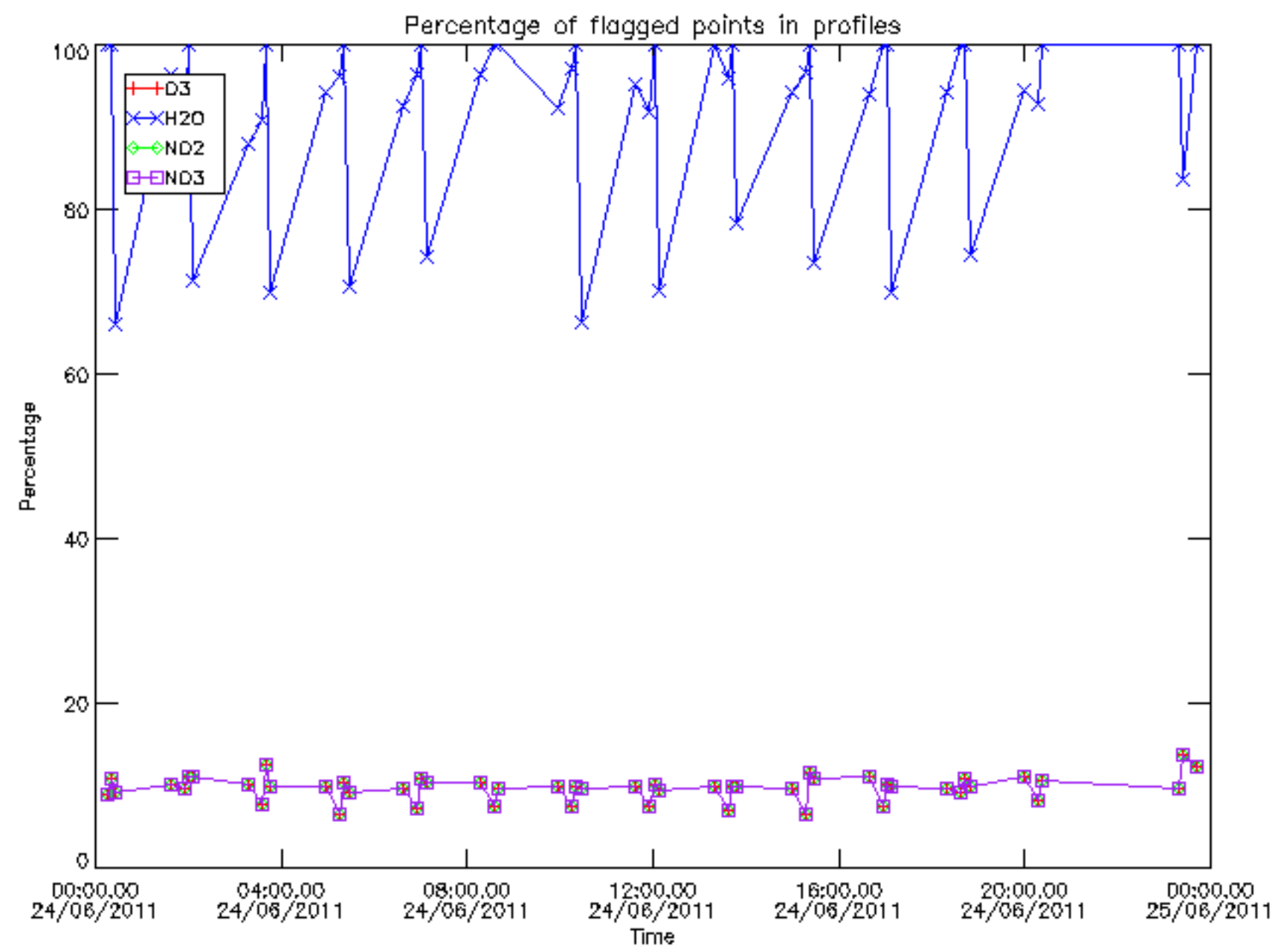
The colorbar represents the latitude.



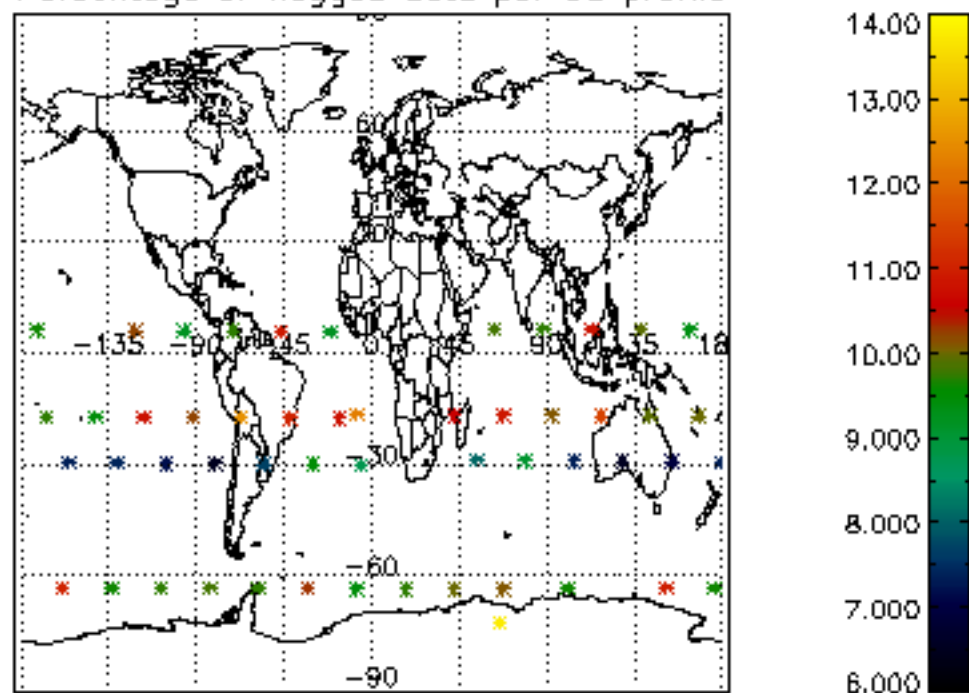
6. Auxiliary Data Files used for the production reported in section 2

The number reported in the third column indicates since which file (see list in section 2) the corresponding auxiliary file has been used. The fourth column is the date of those product files.

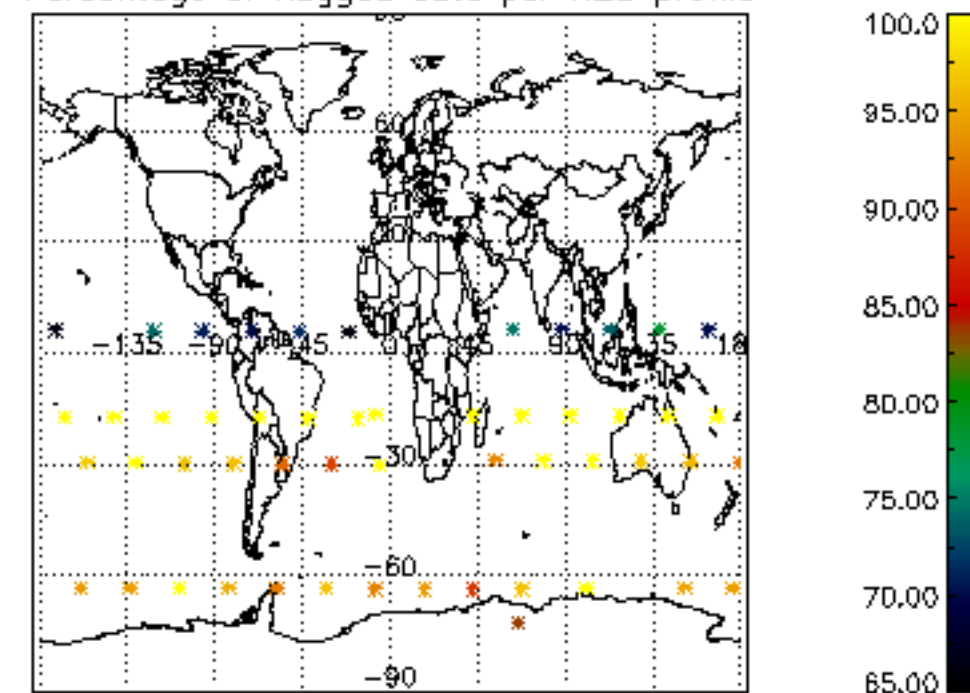
Type	Auxiliary Filename	Used since product	Used since product date
INST_PHYS_CHARACTERISTICS	GOM_INS_AXVIEC20091111_143220_20030716_120000_20500101_000000	1	24-JUN-2011 00:14:09
LEVEL-2_PROC_CONFIG	GOM_PR2_AXVIEC20091111_152718_20020301_000000_20500101_000000	1	24-JUN-2011 00:14:09
CROSS_SECTIONS_FILE	GOM_CRS_AXVIEC20091111_154832_20020301_000000_20500101_000000	1	24-JUN-2011 00:14:09



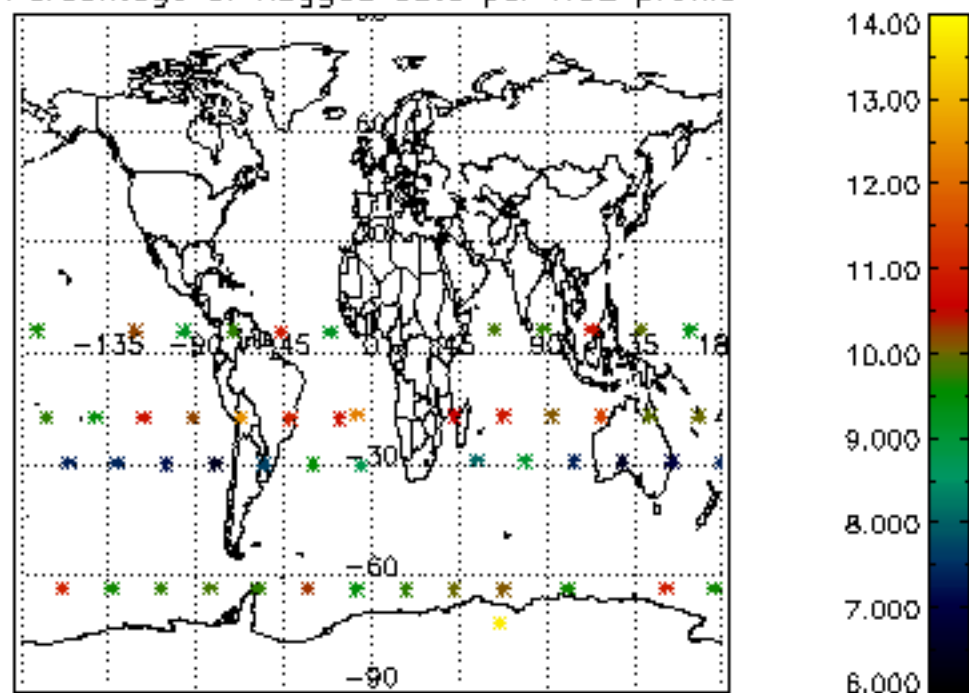
Percentage of flagged data per D3 profile



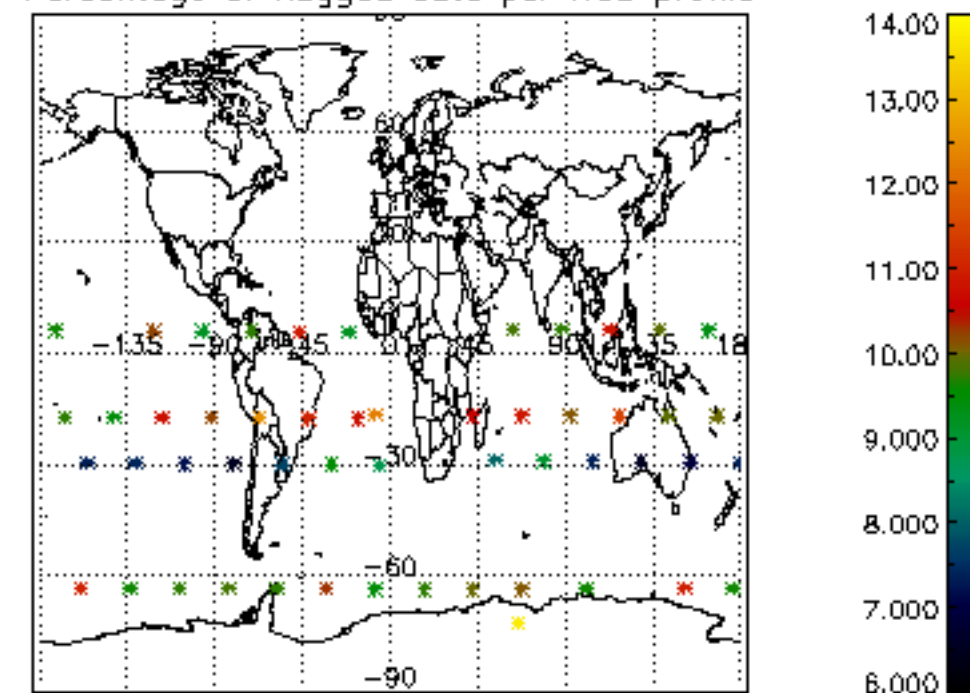
Percentage of flagged data per H2O profile

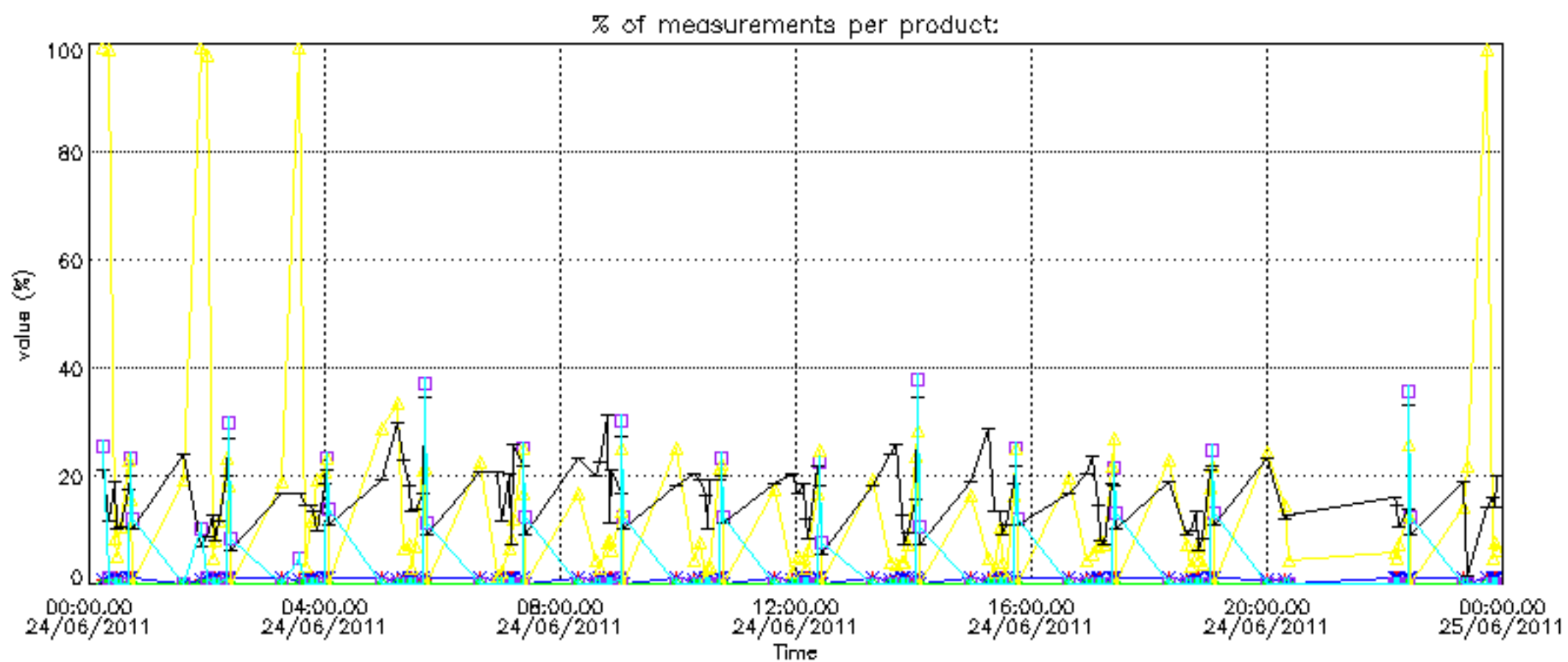


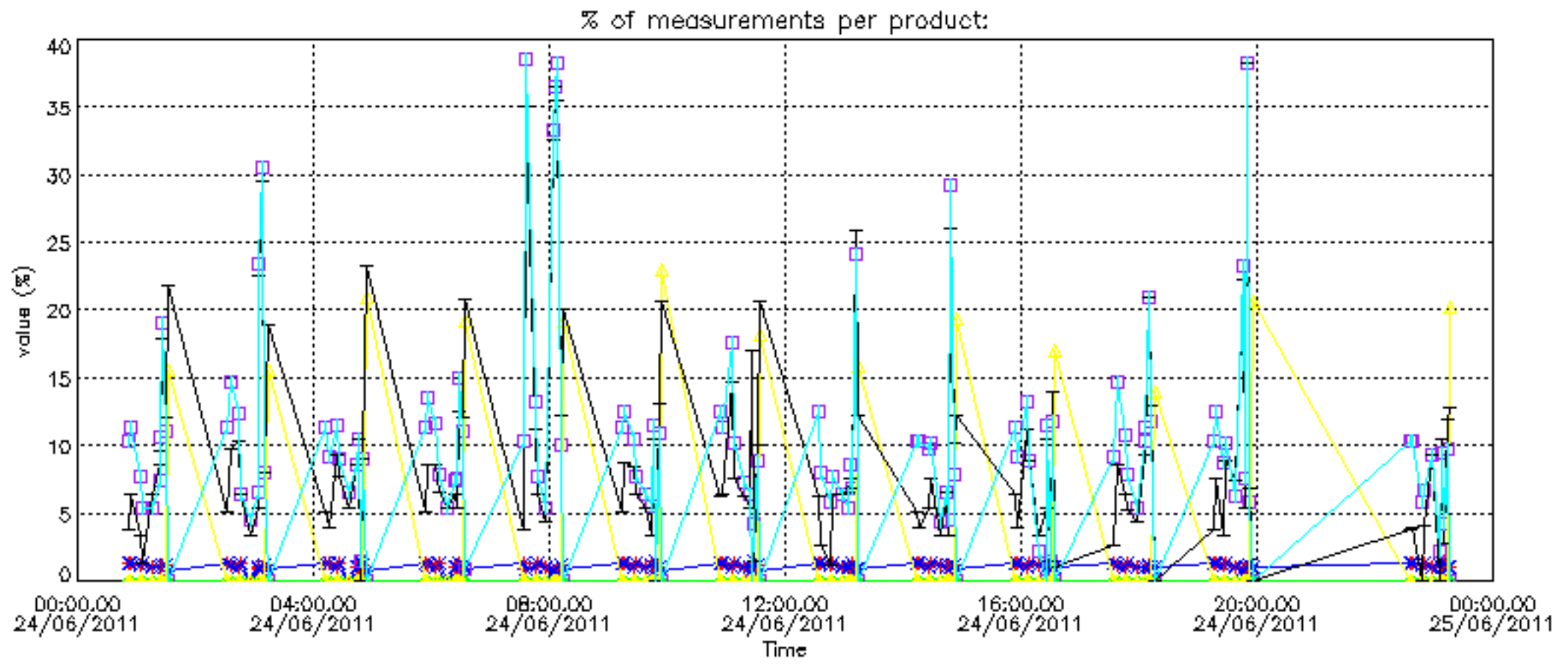
Percentage of flagged data per NO2 profile



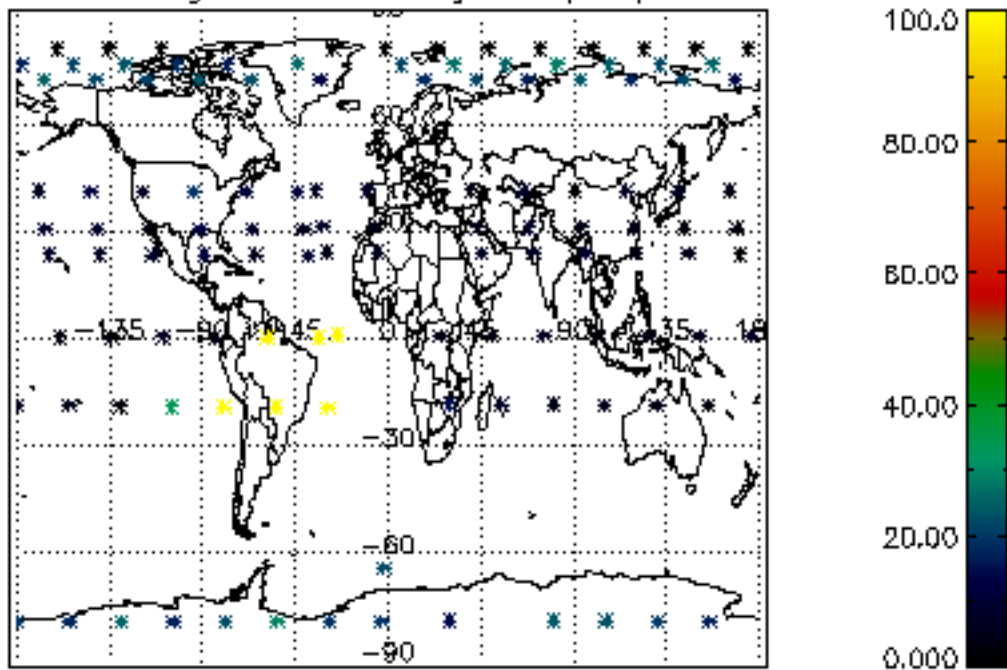
Percentage of flagged data per NO3 profile



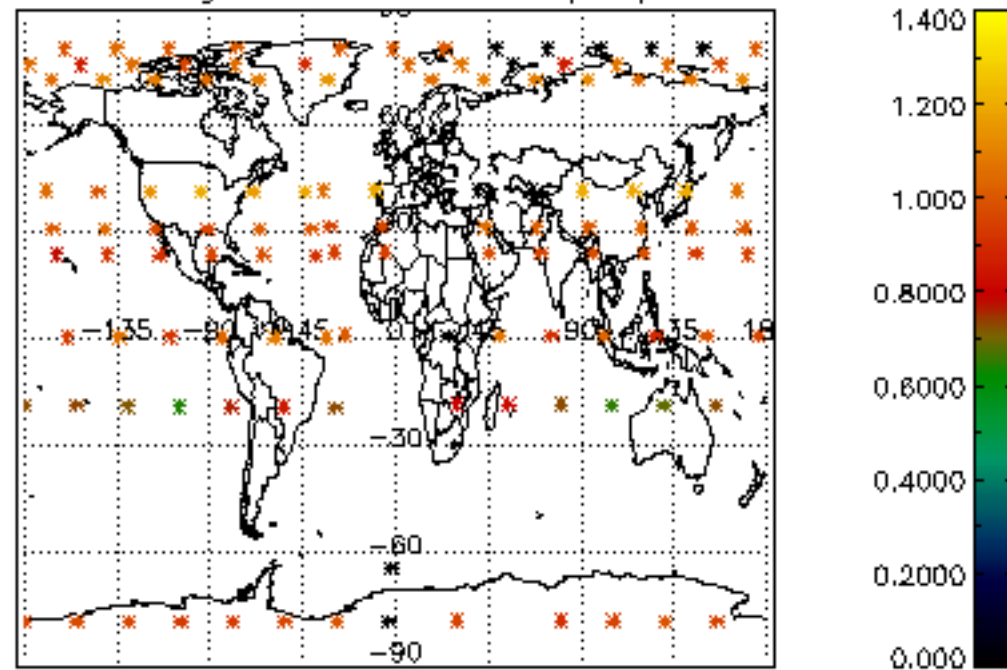




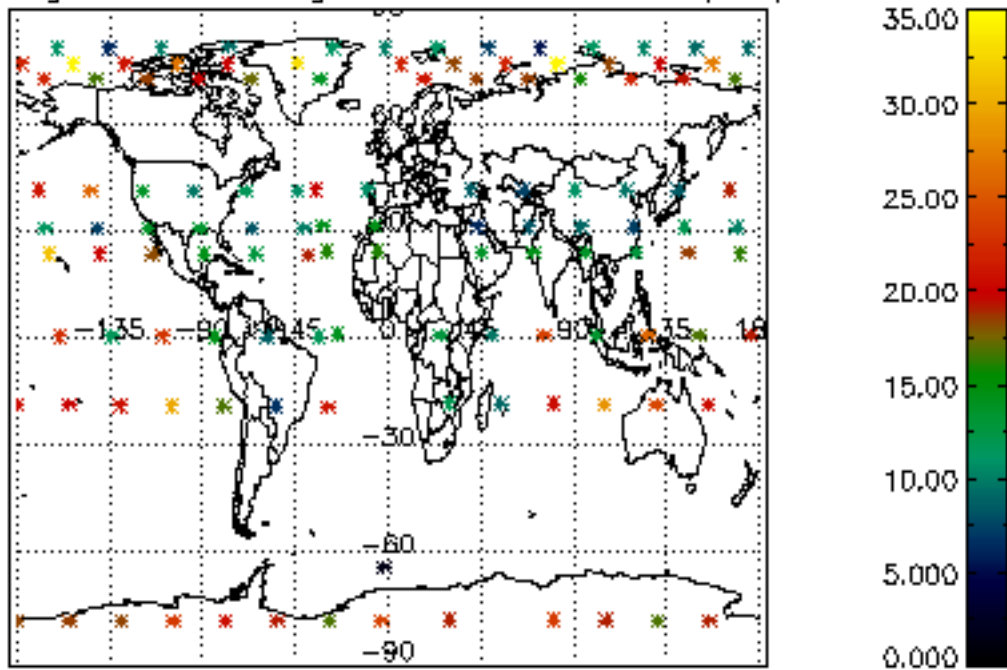
Percentage of cosmic ray hits per profile



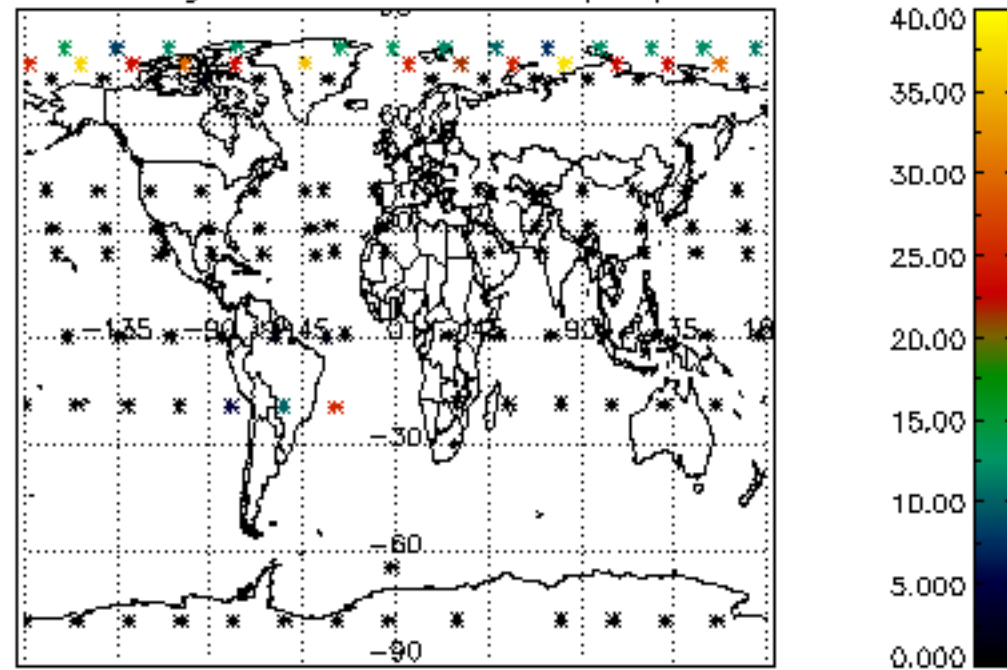
Percentage of datation errors per profile



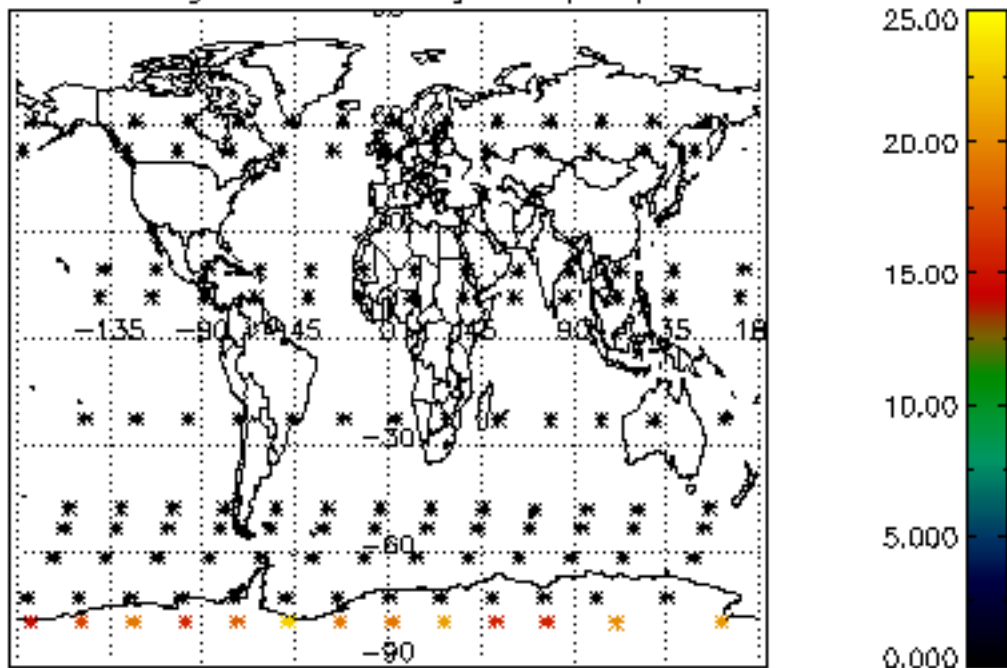
Percentage of star falling outside central band per profile



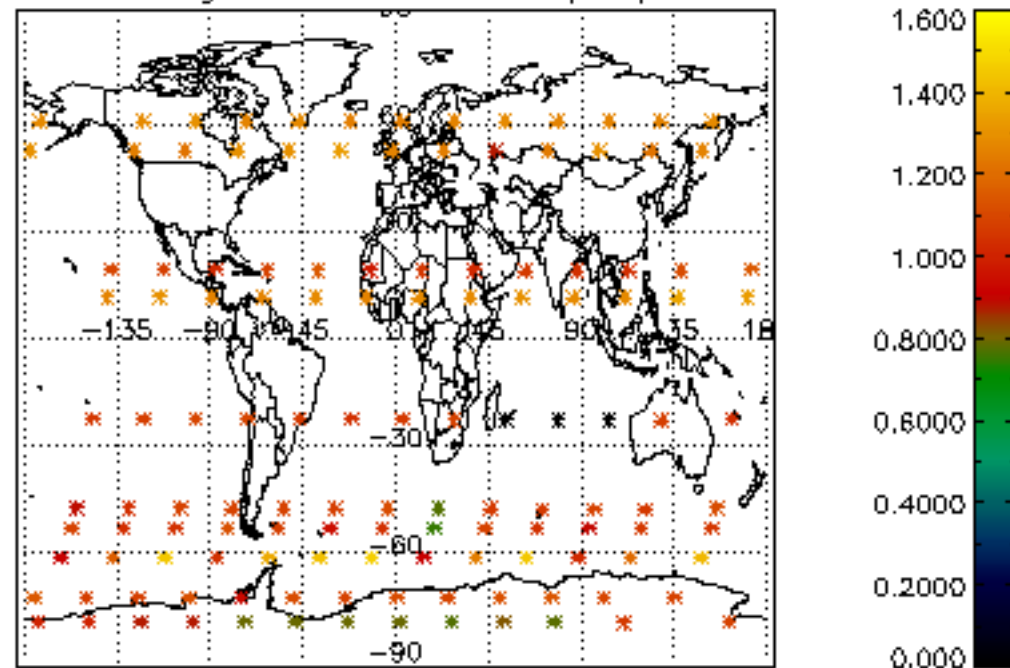
Percentage of saturation errors per profile



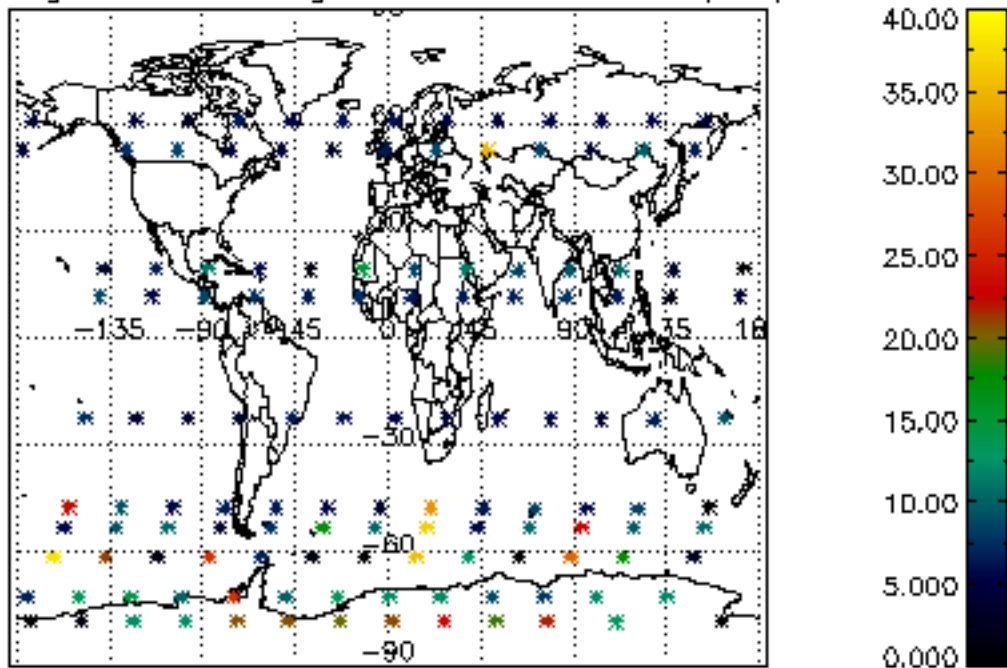
Percentage of cosmic ray hits per profile



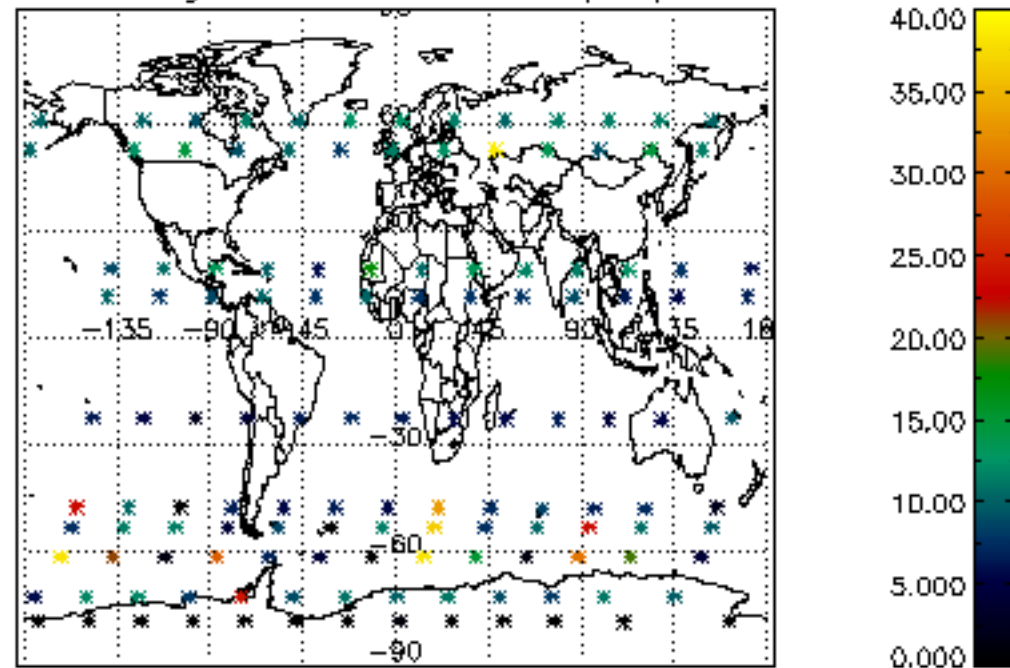
Percentage of datation errors per profile

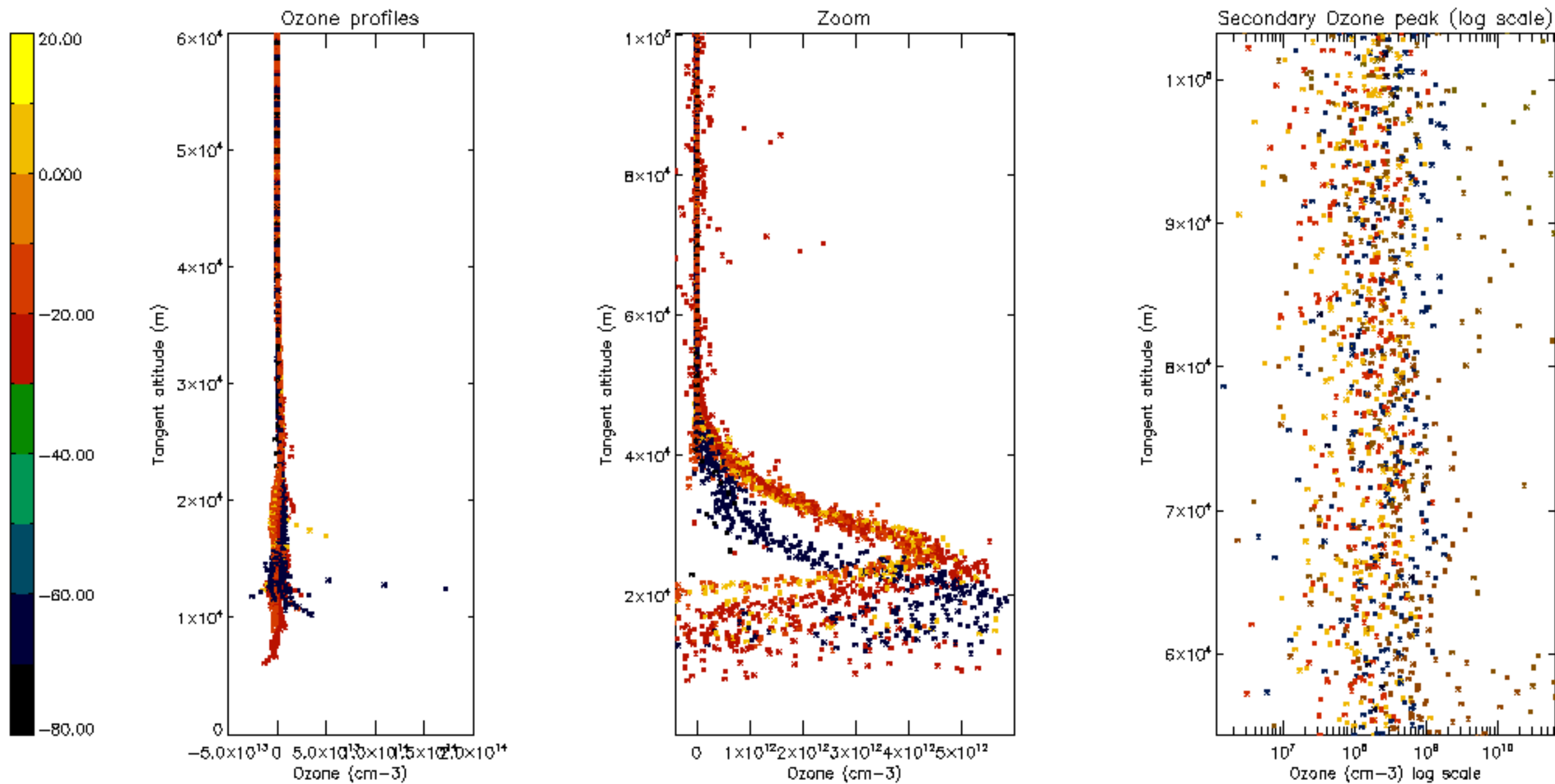


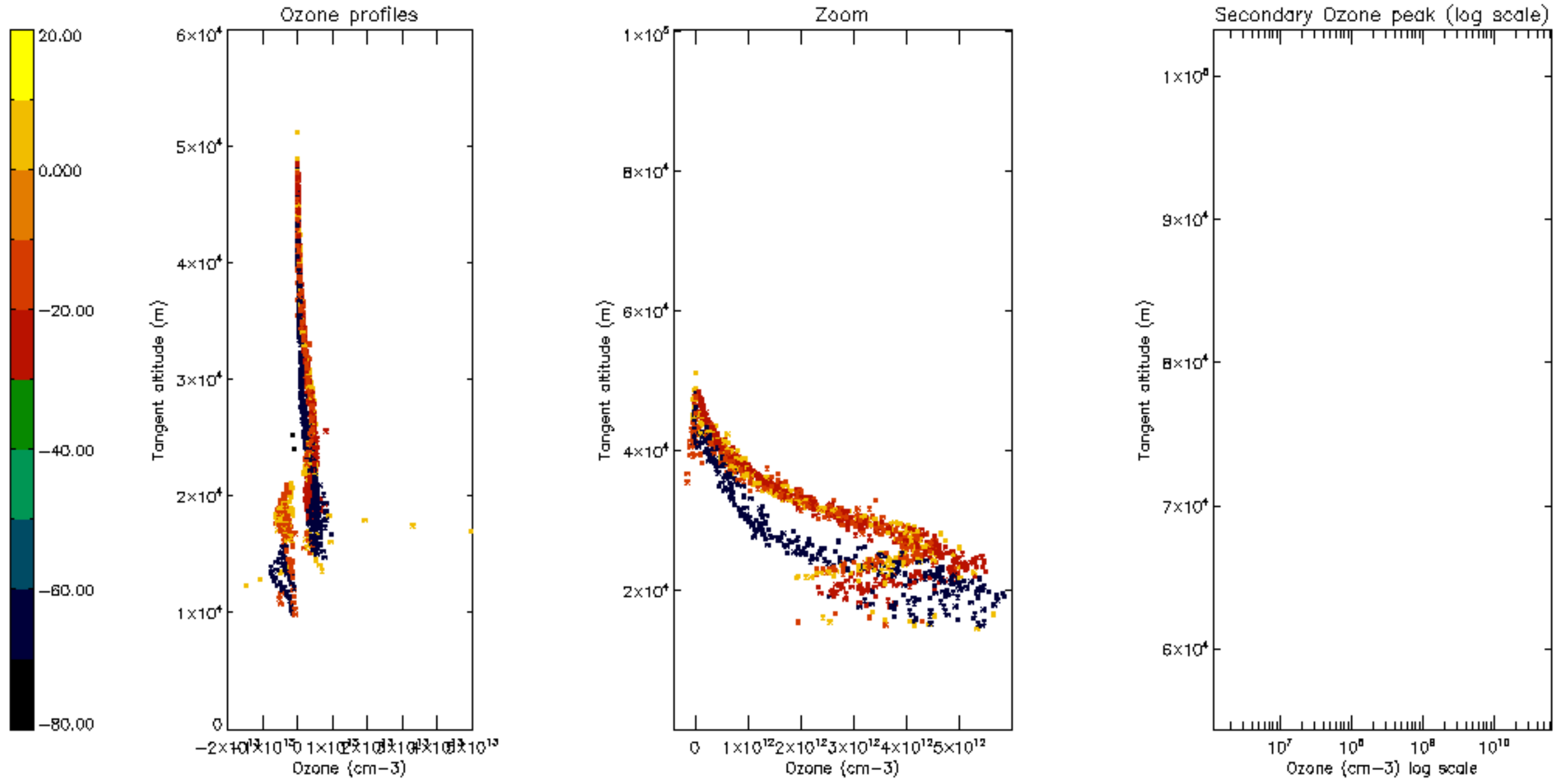
Percentage of star falling outside central band per profile

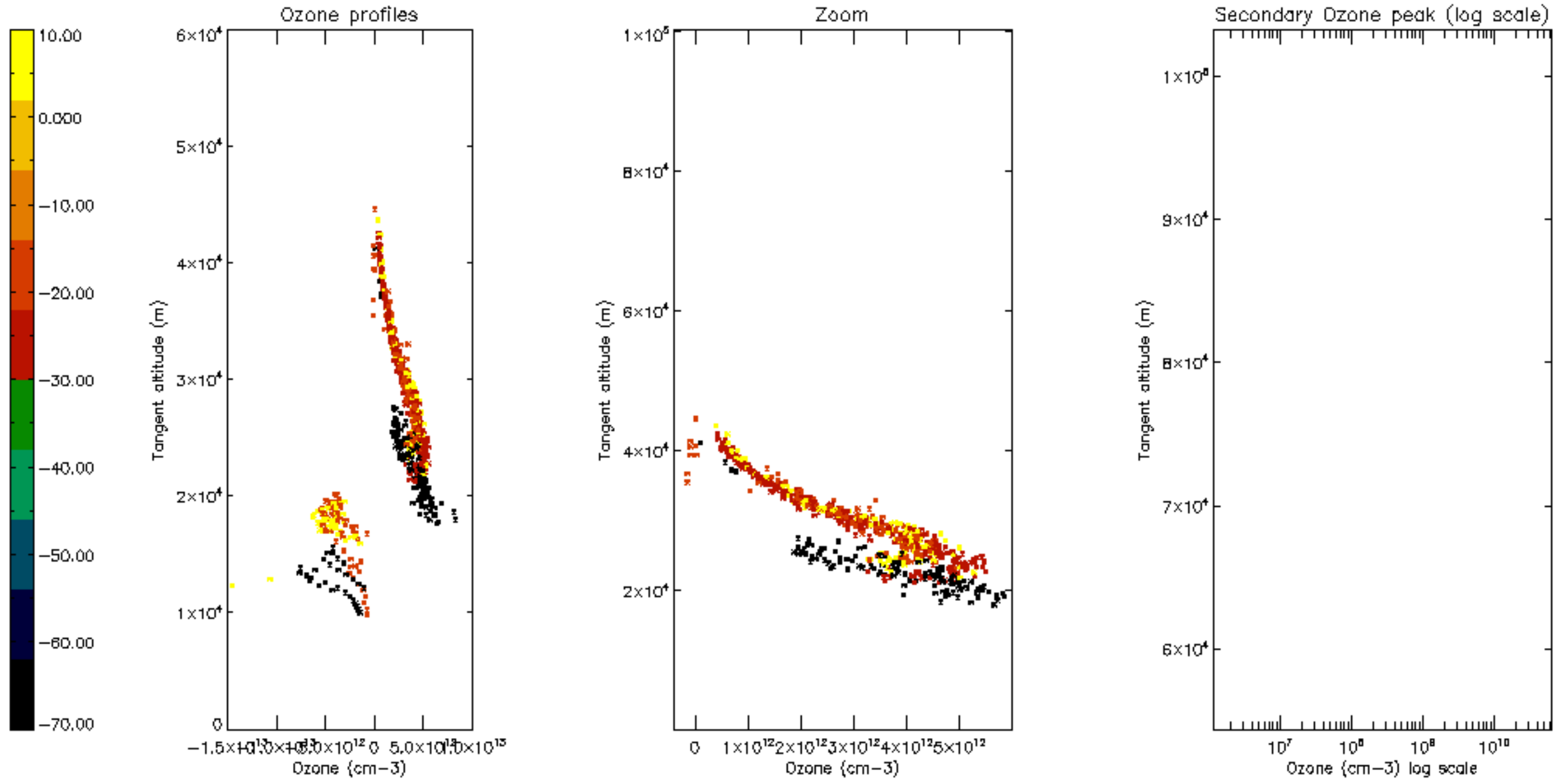


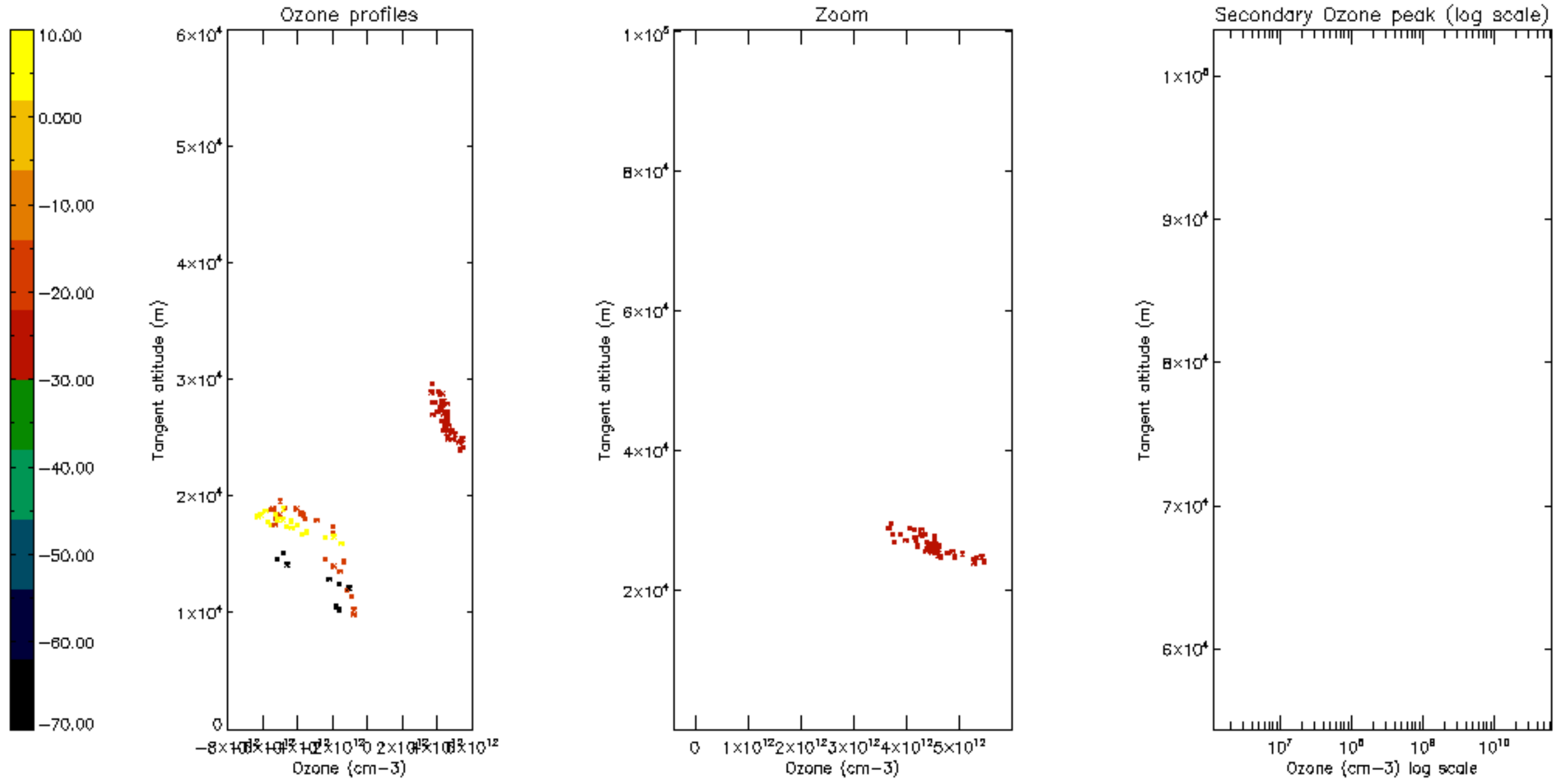
Percentage of saturation errors per profile

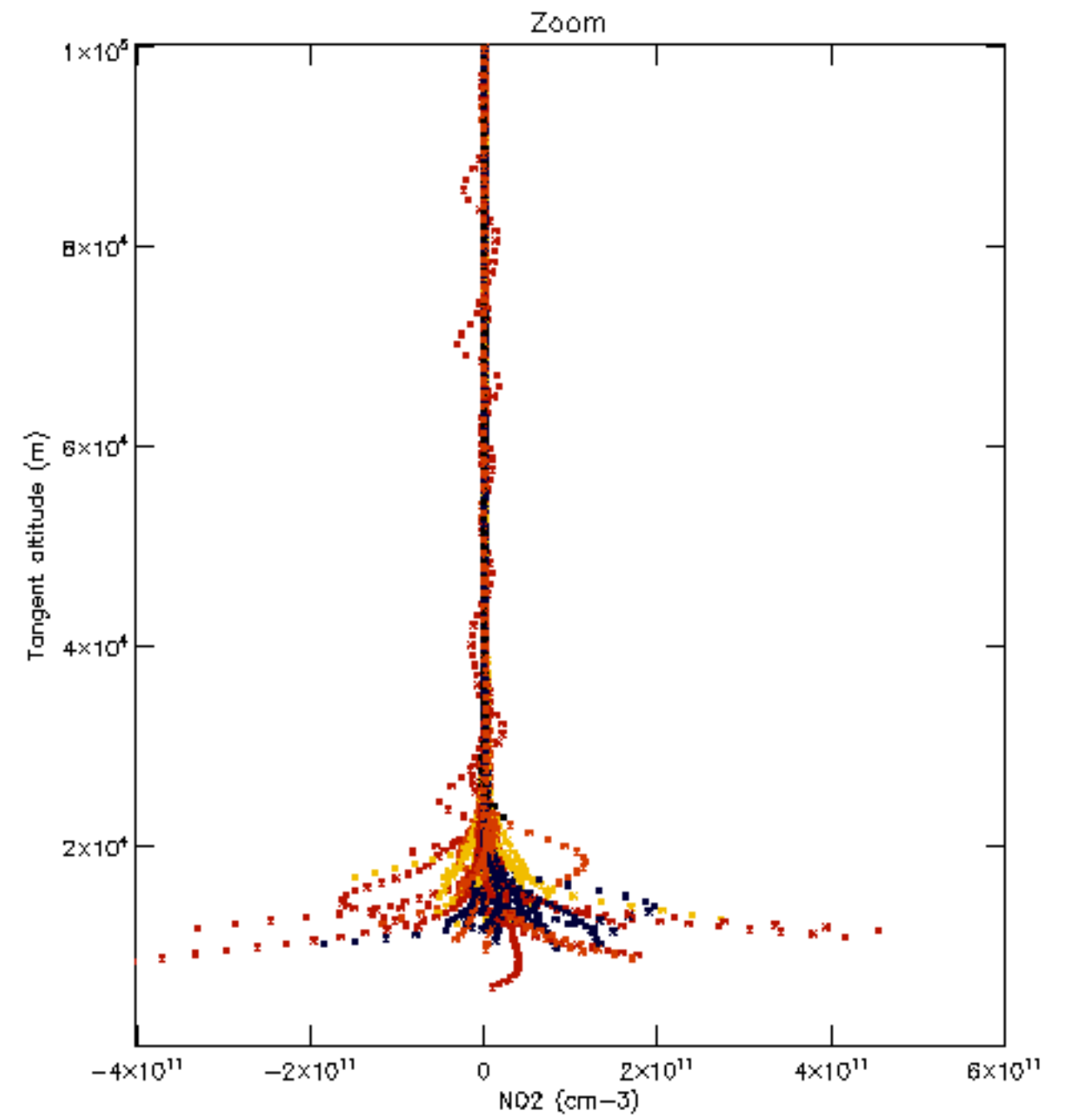
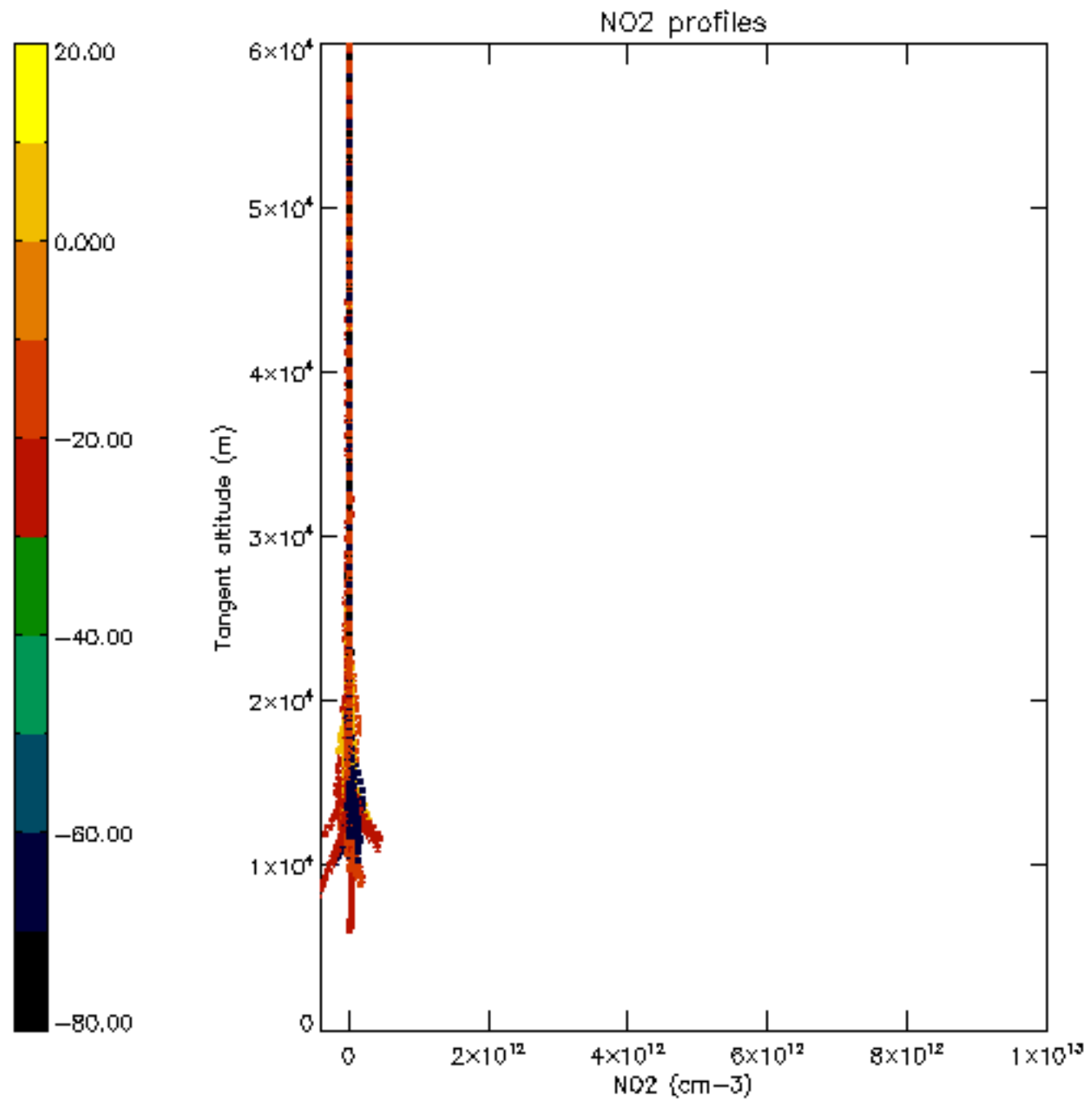


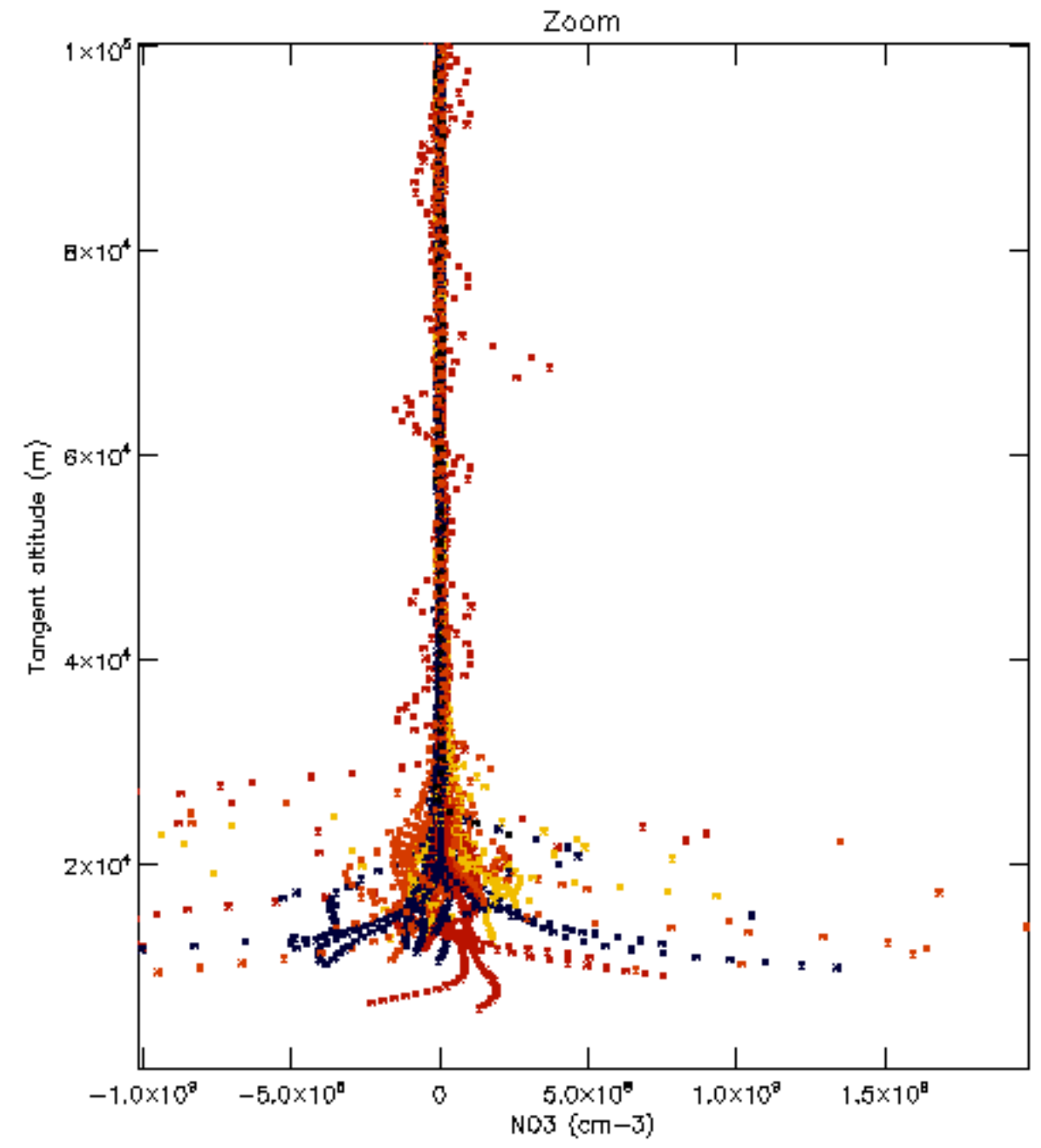
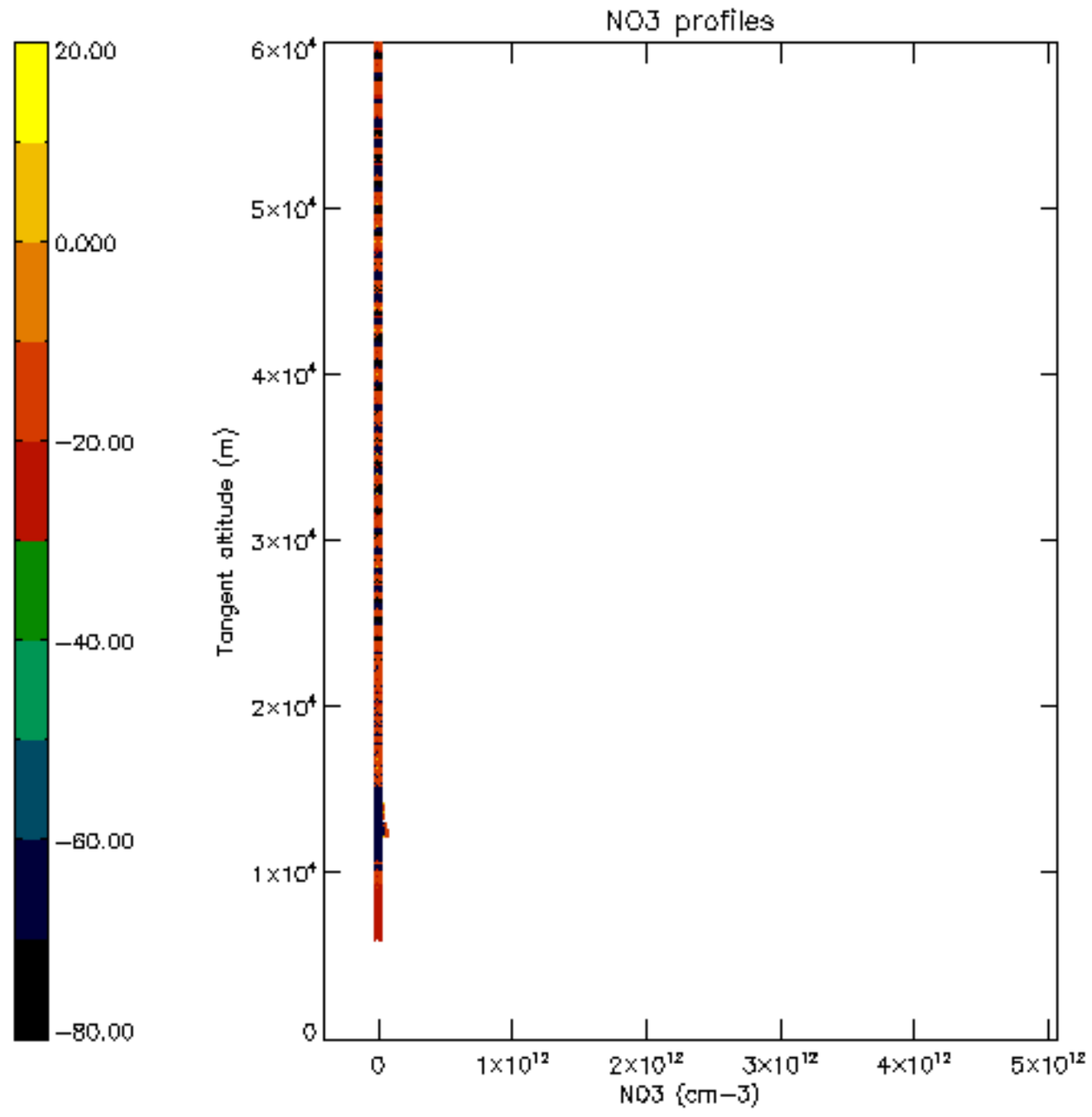


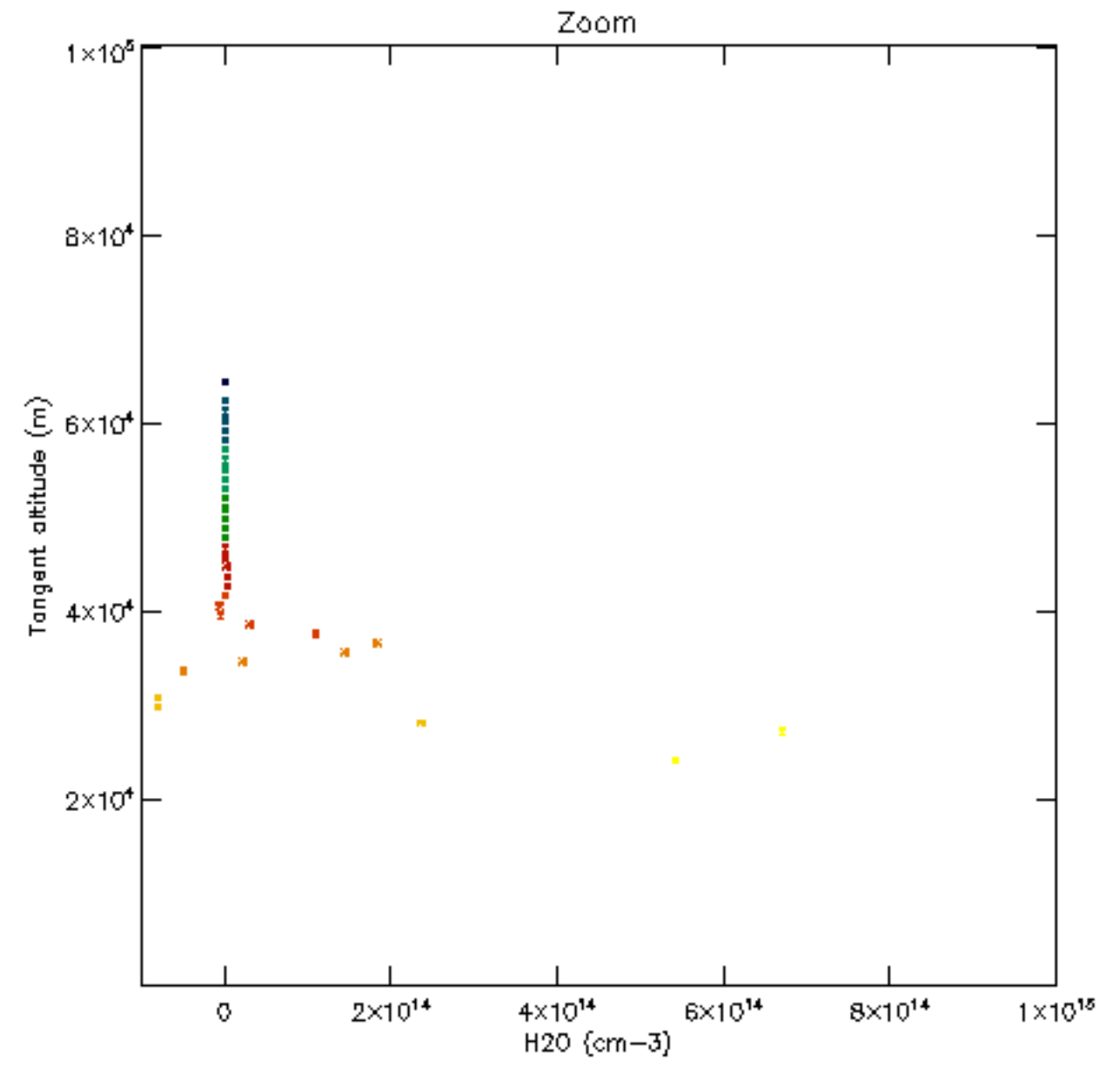
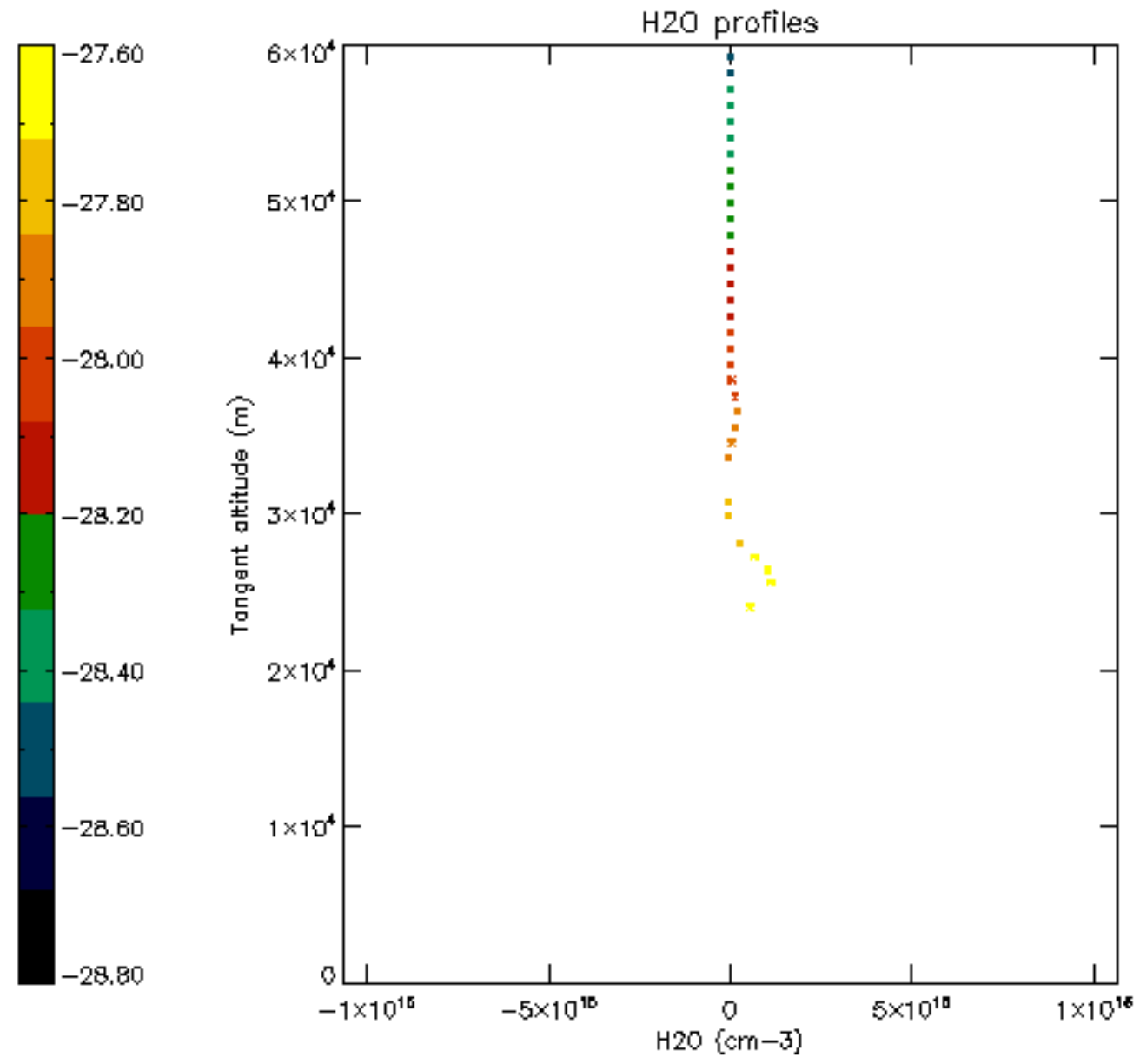


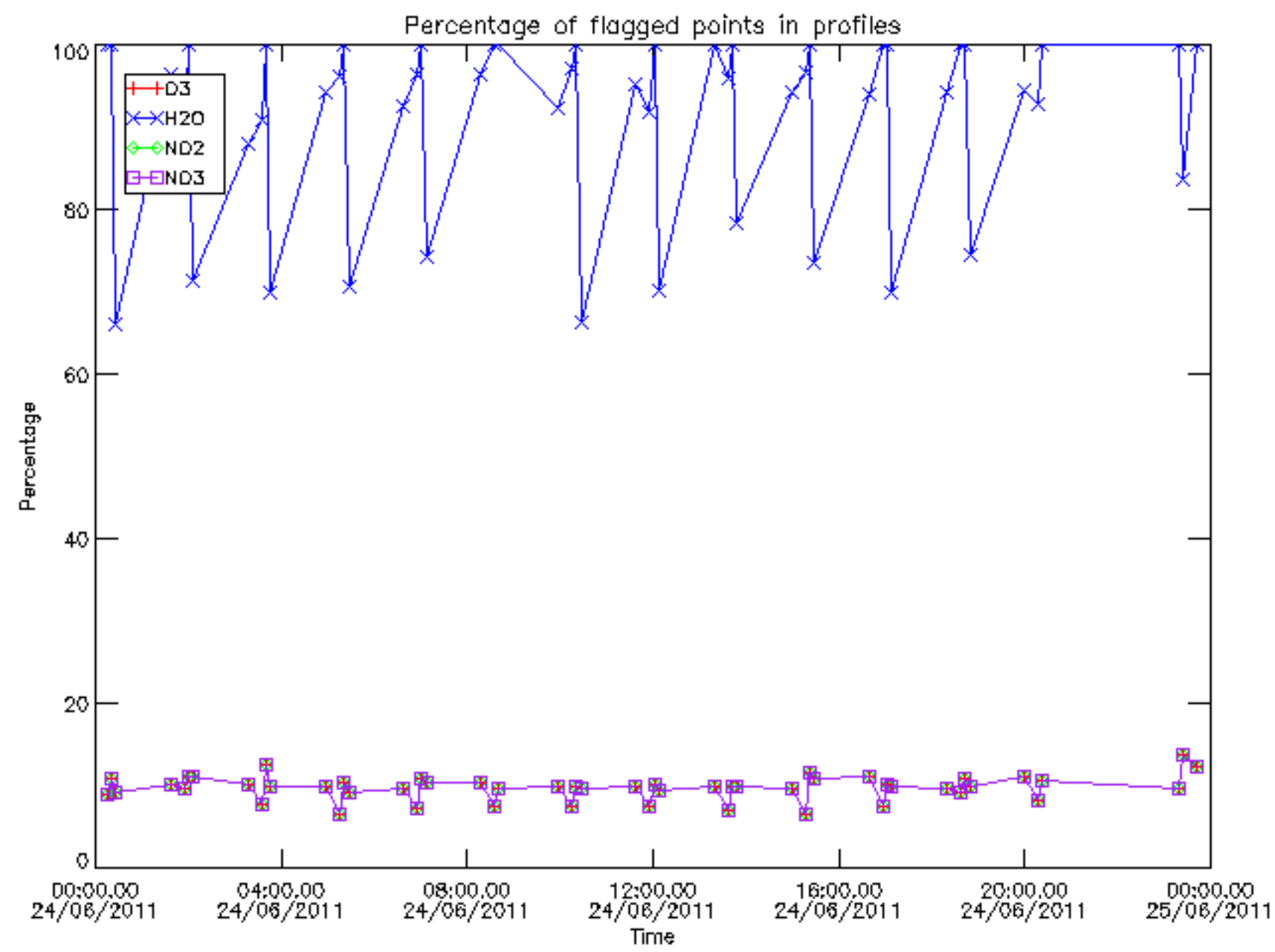




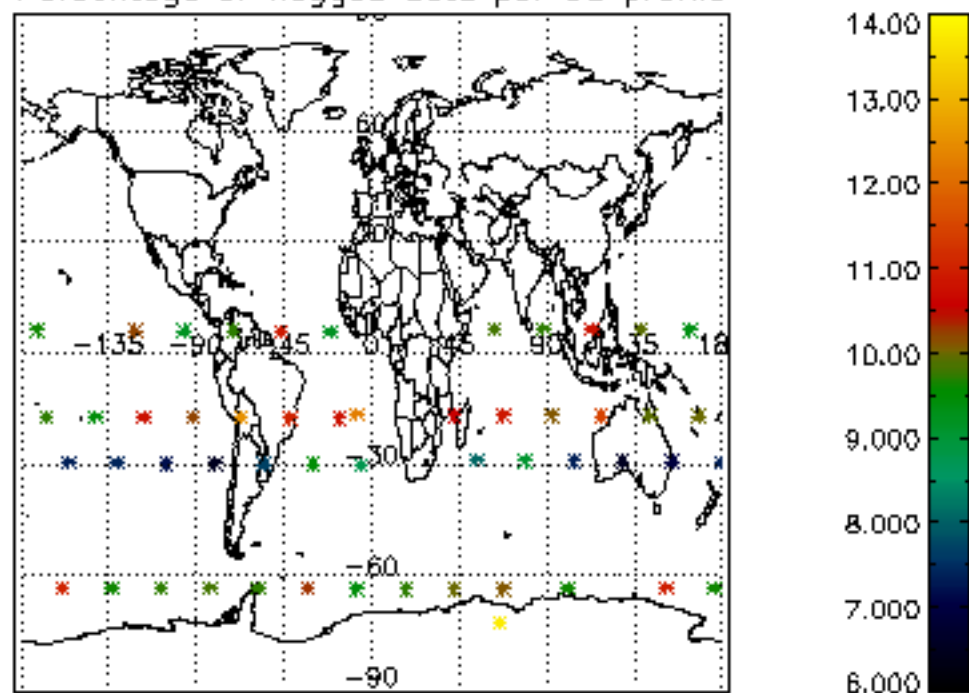




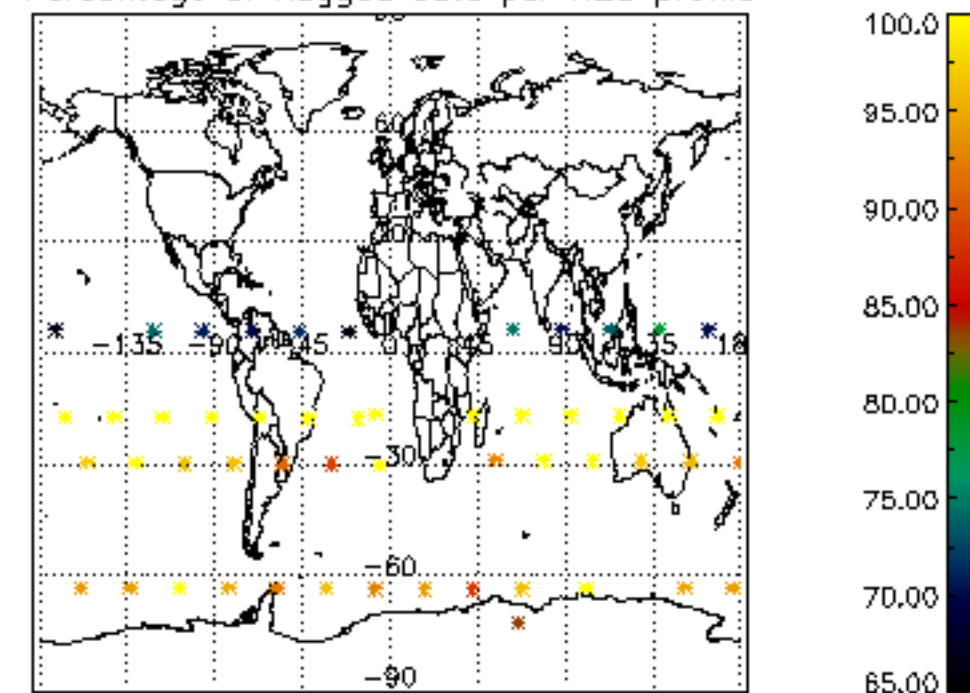




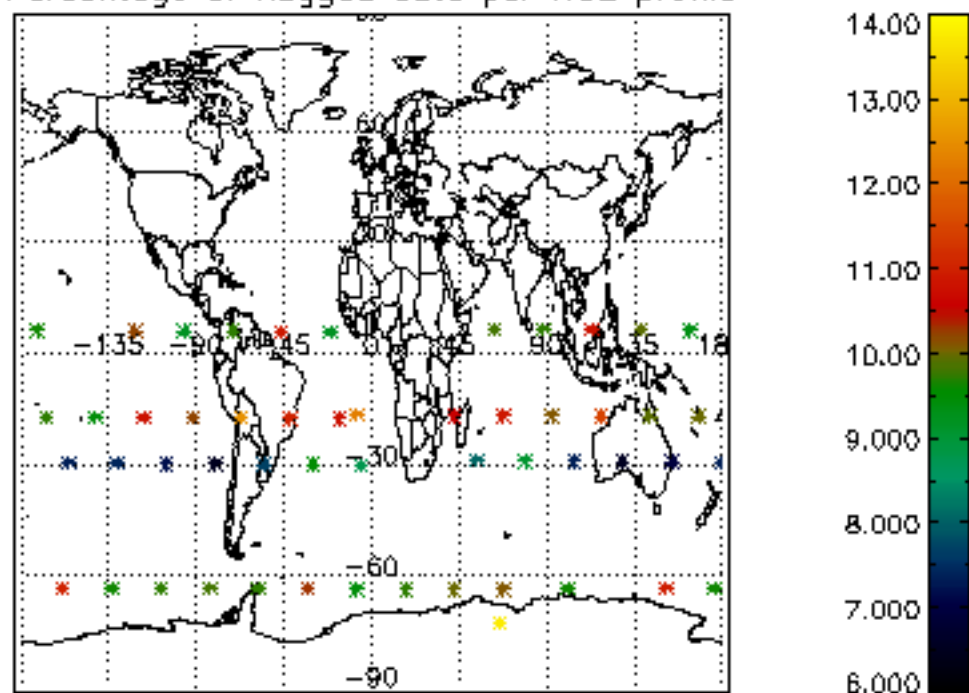
Percentage of flagged data per D3 profile



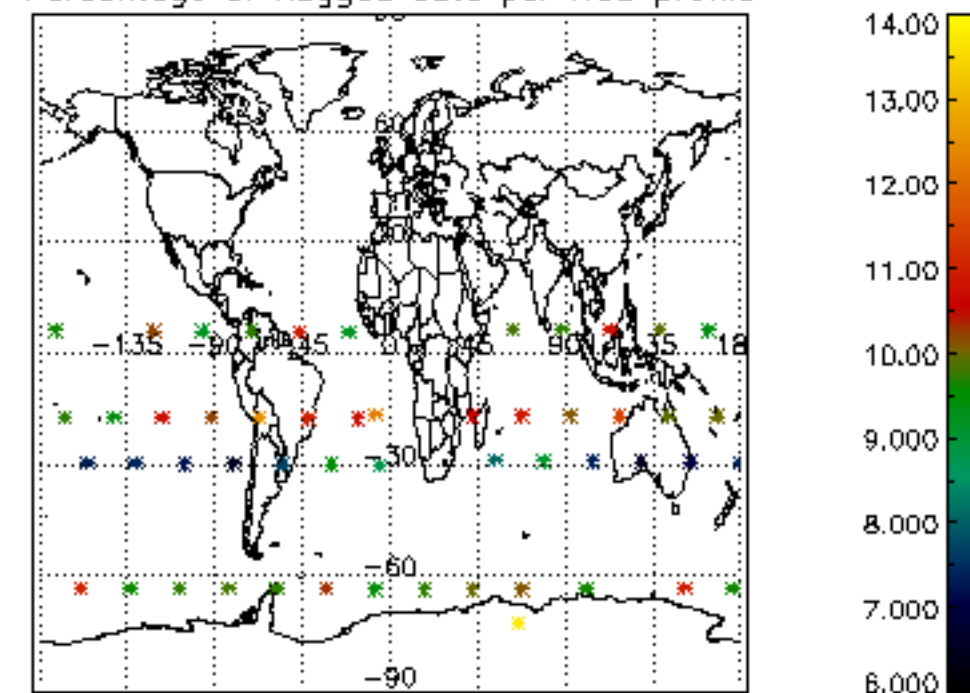
Percentage of flagged data per H2O profile

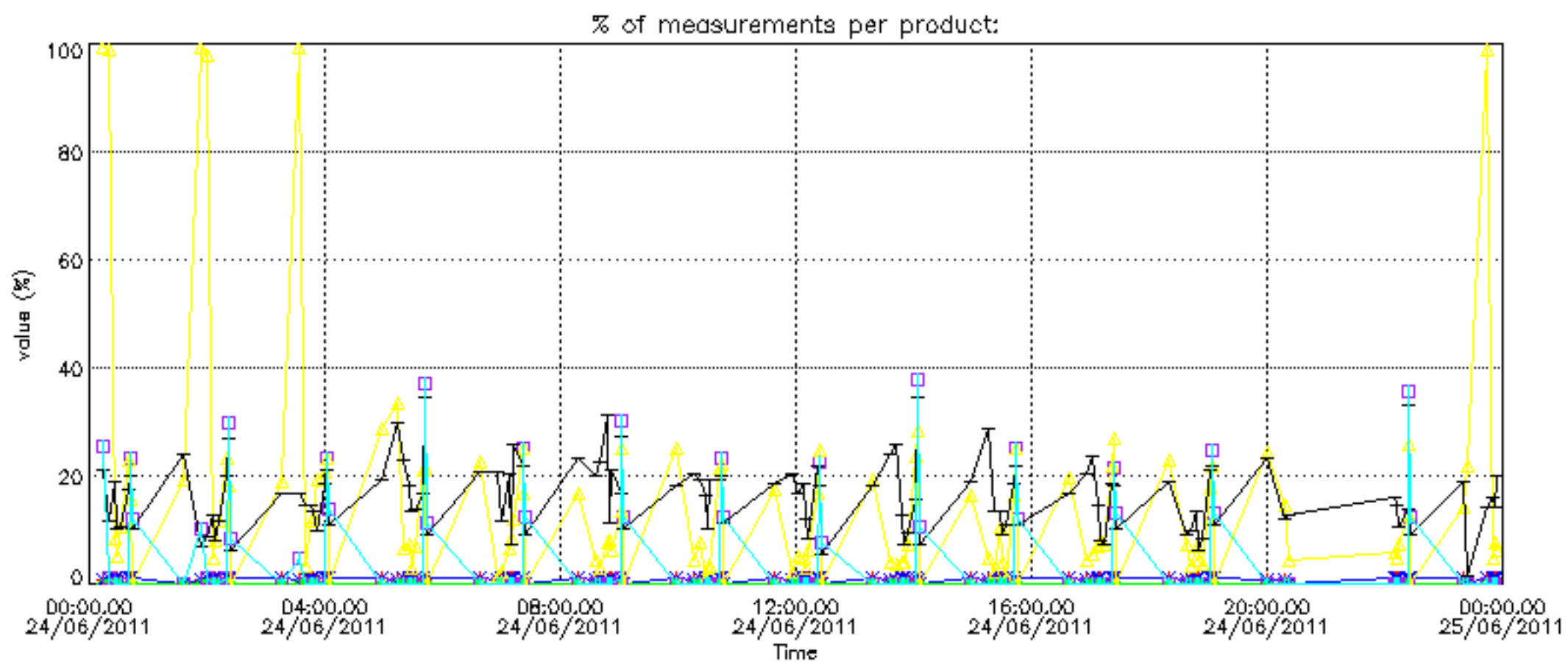


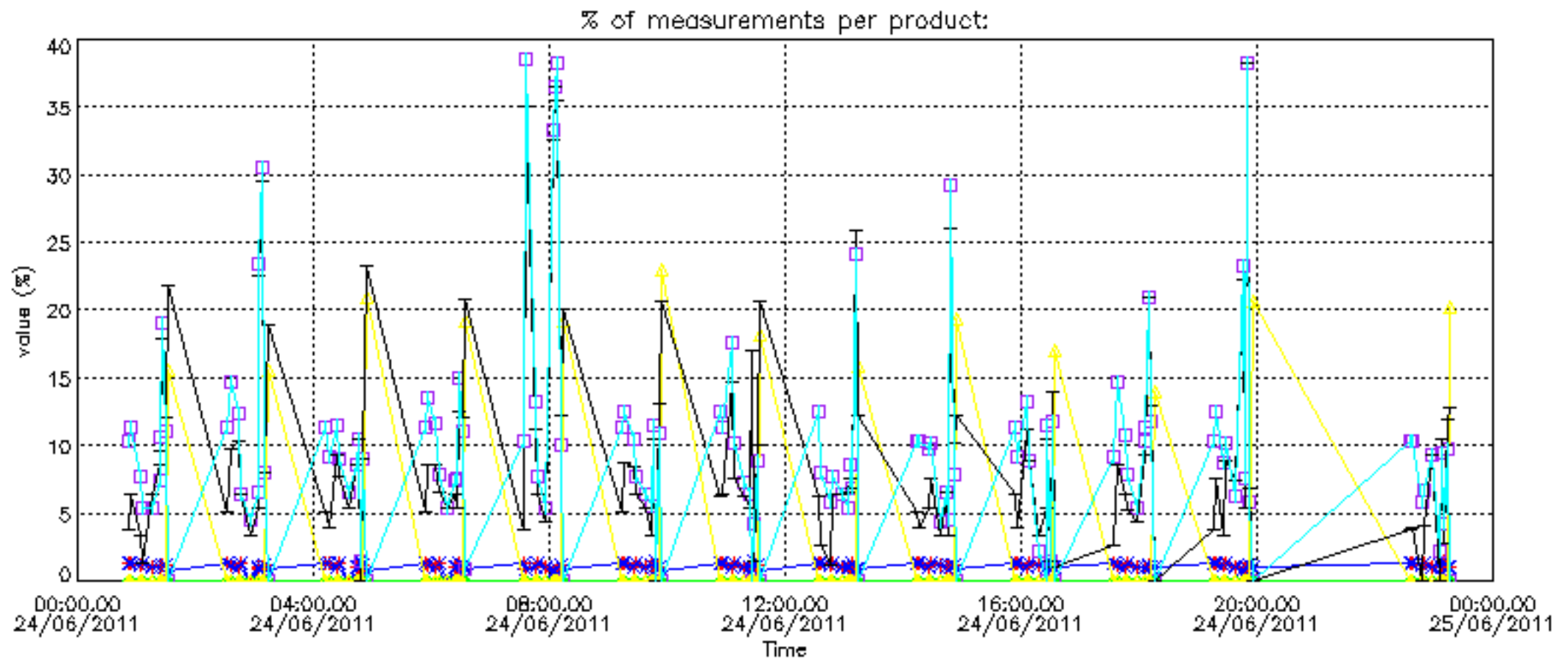
Percentage of flagged data per NO2 profile



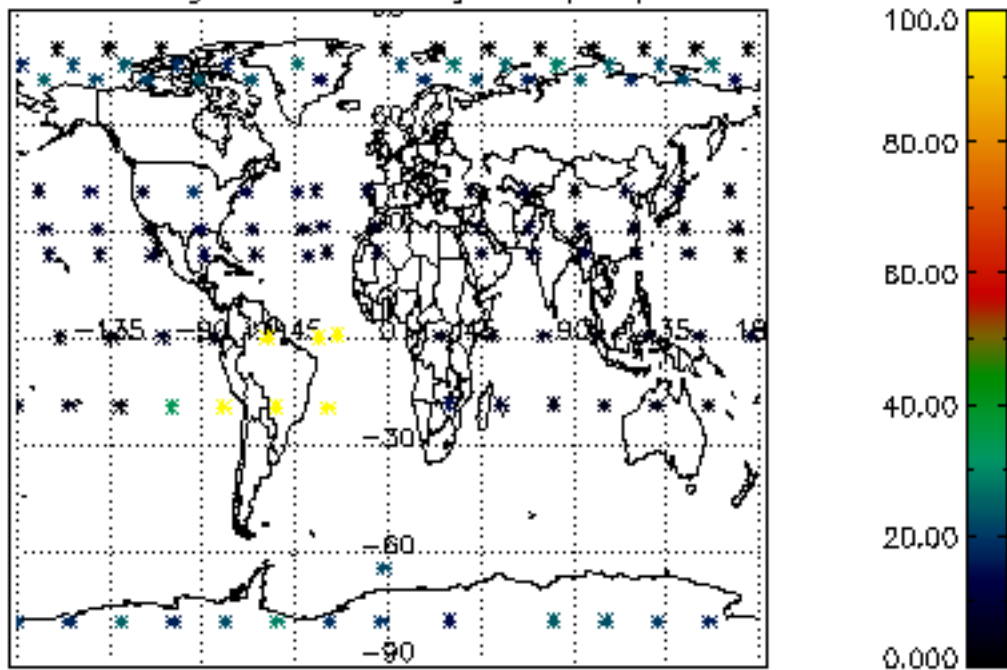
Percentage of flagged data per NO3 profile



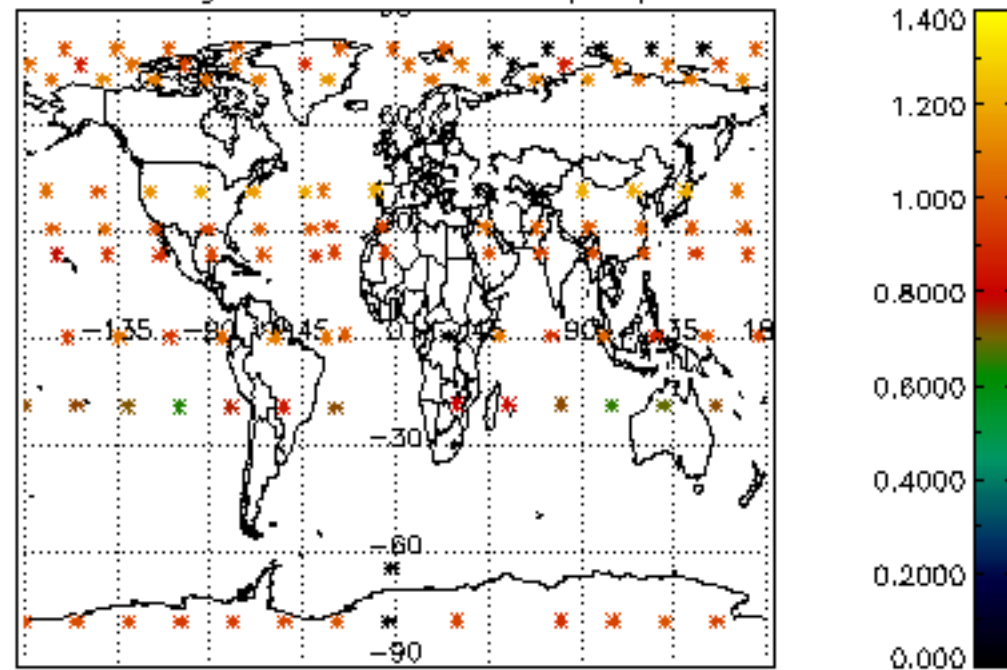




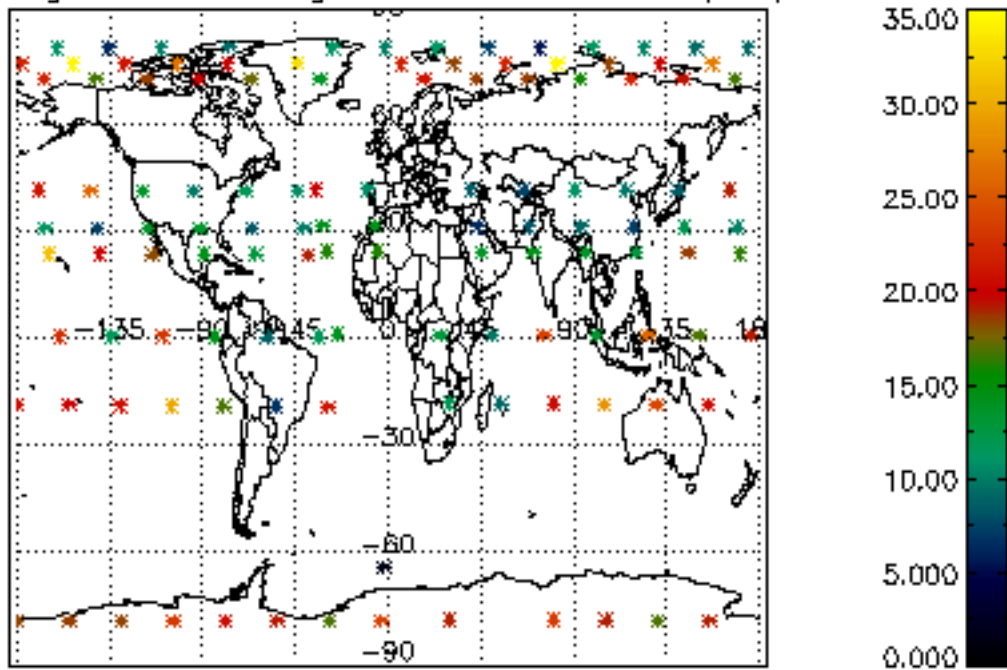
Percentage of cosmic ray hits per profile



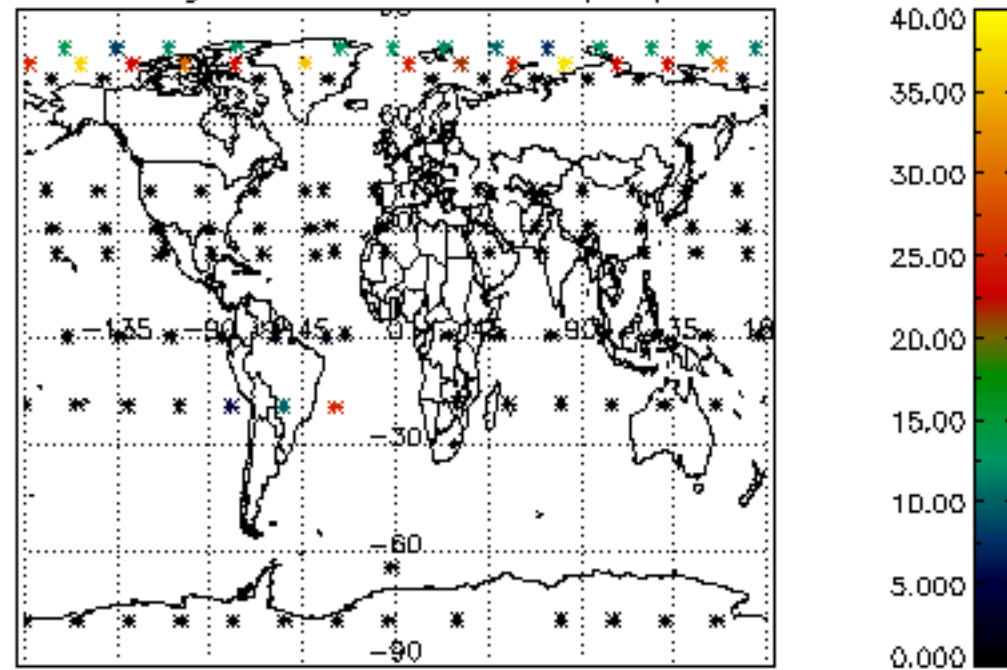
Percentage of datation errors per profile



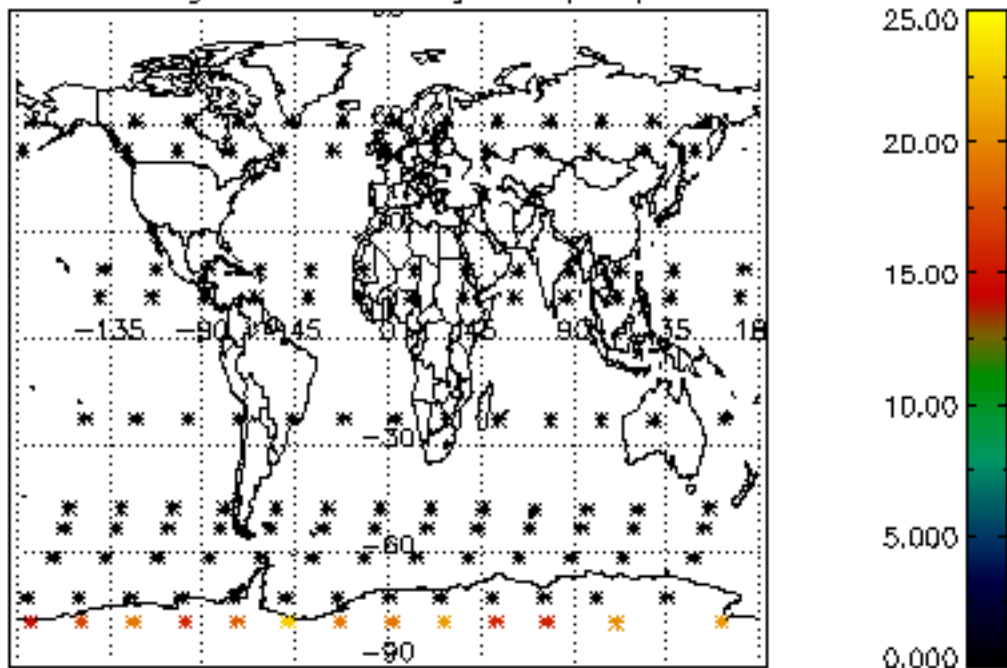
Percentage of star falling outside central band per profile



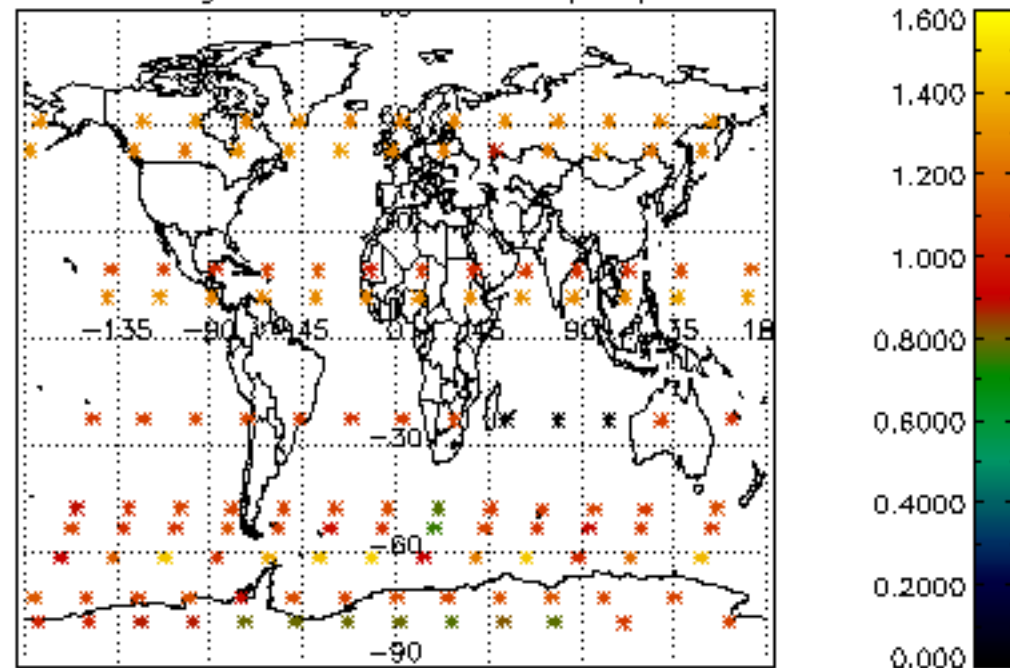
Percentage of saturation errors per profile



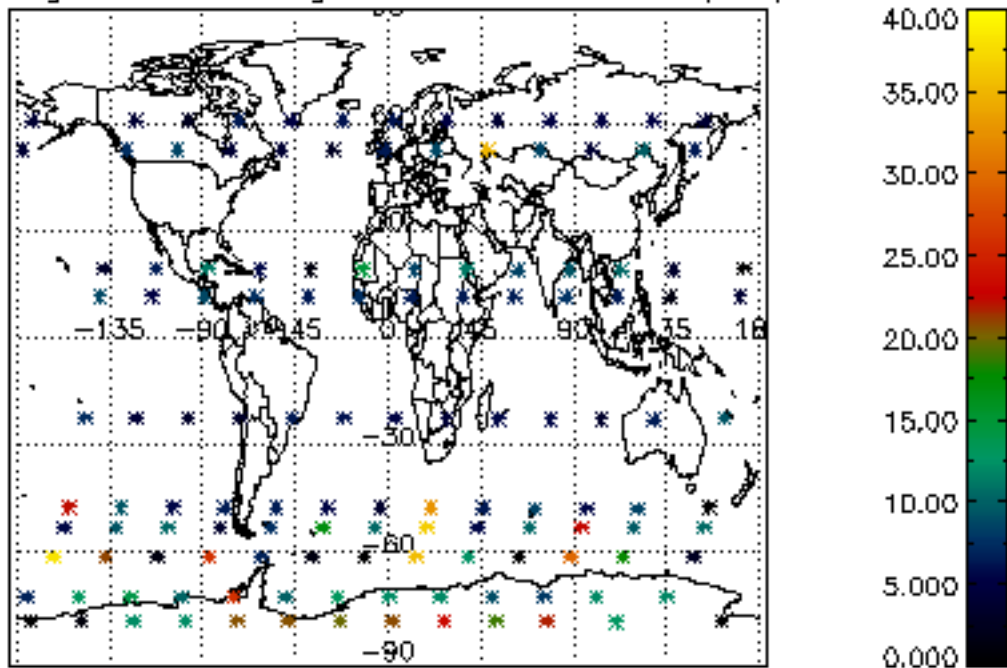
Percentage of cosmic ray hits per profile



Percentage of datation errors per profile



Percentage of star falling outside central band per profile



Percentage of saturation errors per profile

