

GOMOS Level 2 Daily Report

SUMMARY

[1. General Info](#)

[2. Summary of processed GOM_NL_2P products](#)

[3. Level 2 Quality information per product](#)

[3.1 Plot of level 2 quality information per product \(time dependant\)](#)

[3.2 Plot of level 2 quality information per product \(world map\)](#)

[4. Level 1 Quality information per product \(stored on level 2 products\)](#)

[4.1 Plot of level 1 quality information per product \(time dependant\)](#)

[4.1.1 Plot of level 1 quality information per product \(time dependant\): ASCENDING](#)

[4.1.2 Plot of level 1 quality information per product \(time dependant\): DESCENDING](#)

[4.2 Plot of level 1 quality information per product \(world map\)](#)

[4.2.1 Plot of level 1 quality information per product \(world map\): ASCENDING](#)

[4.2.2 Plot of level 1 quality information per product \(world map\): DESCENDING](#)

[5. Ozone profiles based on quality statistics and other trace gas profiles](#)

[5.1 Ozone statistics based on quality of products](#)

[5.2 Plot ozone profiles for all STD \(dark without errors\)](#)

[5.3 Plot ozone profiles where STD < 20% \(dark without errors\)](#)

[5.4. Plot ozone profiles where STD < 10% \(dark without errors\)](#)

[5.5. Plot ozone profiles where STD < 5% \(dark without errors\)](#)

[5.6 Plot NO2 profiles for all STD \(dark without errors\)](#)

[5.7 Plot NO3 profiles for all STD \(dark without errors\)](#)

[5.8 Plot H2O profiles \(only for occultations of stars 1,2,3,4,13,14,16,26,63 dark without errors\) for all STD](#)

[6. Auxiliary Data Files used for the production reported in section 2](#)

This report presents the daily analysis on parameters extracted from GOMOS level 2 data (GOM_NL__2P). It is intended to monitor some important parameters that will impact the quality of these products. A list of level 2 products (and content) that have arrived during the reporting day to the PCF is also given.

Item	Value
Time of report generation	24APR2013 15:03:49
Data source version	GOMOS/6.01
Start time of products	23-06-2011 (23JUN2011 00:00:00)
Stop time of products	24-06-2011 (24JUN2011 00:00:00)
Store outputs in DB	Yes
Nb of level 2 prods	275
Nb of prods with errors	0

2. Summary of processed GOM_NL__2P products.

Nr	Filename	UTC Start time	Limb	Duration	Star Id	Star Name	Star Mag	Star Temp	Nb Meas	Orbit	Prod. error
1	GOM_NL__2PRFIN20110623_000059_000000433103_00404_48694_7415.N1	23-JUN-2011 00:00:59	Bright	43.000	5	3Alp Lyr	0.033000	11000.	86	48694	No
2	GOM_NL__2PRFIN20110623_000258_000000393103_00404_48694_7416.N1	23-JUN-2011 00:02:58	Bright	39.000	130	23Bet Dra	2.7990	5800.0	78	48694	No
3	GOM_NL__2PRFIN20110623_001239_000000473103_00404_48694_7417.N1	23-JUN-2011 00:12:39	Bright	47.000	89	5Alp Cep	2.4510	8000.0	94	48694	No
4	GOM_NL__2PRFIN20110623_001937_000000503103_00404_48694_7418.N1	23-JUN-2011 00:19:37	Bright	49.500	74	11Bet Cas	2.2680	6600.0	99	48694	No
5	GOM_NL__2PRFIN20110623_002109_000000463103_00404_48694_7419.N1	23-JUN-2011 00:21:09	Bright	46.000	68	18Alp Cas	2.2250	4500.0	92	48694	No
6	GOM_NL__2PRFIN20110623_002328_000000343103_00404_48694_7420.N1	23-JUN-2011 00:23:28	Bright	34.000	160	23Gam Per	2.9300	4700.0	68	48694	No
7	GOM_NL__2PRFIN20110623_002652_000000453103_00404_48694_7421.N1	23-JUN-2011 00:26:52	Bright	44.500	73	57Gam1And	2.2600	13100.	89	48694	No
8	GOM_NL__2PRFIN20110623_002916_000000643103_00404_48694_7422.N1	23-JUN-2011 00:29:16	Twilight	63.500	53	43Bet And	2.0480	3300.0	127	48694	No
9	GOM_NL__2PRFIN20110623_003308_000000543103_00404_48694_7423.N1	23-JUN-2011 00:33:08	Dark	53.500	50	13Alp Ari	2.0070	4250.0	107	48694	No
10	GOM_NL__2PRFIN20110623_005034_000000653103_00404_48694_7424.N1	23-JUN-2011 00:50:34	Dark	64.500	52	16Bet Cet	2.0370	4500.0	129	48694	No
11	GOM_NL__2PRFIN20110623_005608_000000463103_00404_48694_7425.N1	23-JUN-2011 00:56:08	Dark	46.000	84	Alp Phe	2.3970	4500.0	92	48694	No
12	GOM_NL__2PRFIN20110623_010235_000000553103_00405_48695_7418.N1	23-JUN-2011 01:02:35	Dark	55.000	63	Bet Gru	2.1500	2800.0	110	48695	No
13	GOM_NL__2PRFIN20110623_010436_000000483103_00405_48695_7419.N1	23-JUN-2011 01:04:36	Straylight	47.500	31	Alp Gru	1.7340	15200.	95	48695	No
14	GOM_NL__2PRFIN20110623_010741_000000423103_00405_48695_7420.N1	23-JUN-2011 01:07:41	Straylight	41.500	45	Alp Pav	1.9400	26000.	83	48695	No
15	GOM_NL__2PRFIN20110623_011652_000000473103_00405_48695_7421.N1	23-JUN-2011 01:16:52	Twilight	47.000	38	20Eps Sgr	1.8360	11000.	94	48695	No
16	GOM_NL__2PRFIN20110623_011817_000000493103_00405_48695_7422.N1	23-JUN-2011 01:18:17	Bright	48.500	116	19Del Sgr	2.7000	4100.0	97	48695	No
17	GOM_NL__2PRFIN20110623_012025_000000503103_00405_48695_7423.N1	23-JUN-2011 01:20:25	Bright	49.500	155	41Pi Sgr	2.9000	6600.0	99	48695	No
18	GOM_NL__2PRFIN20110623_012913_000000403103_00405_48695_7424.N1	23-JUN-2011 01:29:13	Bright	40.000	126	60Bet Oph	2.7700	4250.0	80	48695	No
19	GOM_NL__2PRFIN20110623_013136_000000393103_00405_48695_7425.N1	23-JUN-2011 01:31:36	Bright	39.000	59	55Alp Oph	2.0800	8900.0	78	48695	No
20	GOM_NL__2PRFIN20110623_014112_000000473103_00405_48695_7426.N1	23-JUN-2011 01:41:12	Bright	47.000	5	3Alp Lyr	0.033000	11000.	94	48695	No
21	GOM_NL__2PRFIN20110623_014312_000000363103_00405_48695_7427.N1	23-JUN-2011 01:43:12	Bright	36.000	130	23Bet Dra	2.7990	5800.0	72	48695	No
22	GOM_NL__2PRFIN20110623_015252_000000453103_00405_48695_7428.N1	23-JUN-2011 01:52:52	Bright	45.000	89	5Alp Cep	2.4510	8000.0	90	48695	No
23	GOM_NL__2PRFIN20110623_015950_000000683103_00405_48695_7429.N1	23-JUN-2011 01:59:50	Bright	68.000	74	11Bet Cas	2.2680	6600.0	136	48695	No
24	GOM_NL__2PRFIN20110623_020123_000000583103_00405_48695_7430.N1	23-JUN-2011 02:01:23	Bright	57.500	68	18Alp Cas	2.2250	4500.0	115	48695	No
25	GOM_NL__2PRFIN20110623_020342_000000543103_00405_48695_7431.N1	23-JUN-2011 02:03:42	Bright	54.000	160	23Gam Per	2.9300	4700.0	108	48695	No
26	GOM_NL__2PRFIN20110623_020706_000000453103_00405_48695_7432.N1	23-JUN-2011 02:07:06	Bright	44.500	73	57Gam1And	2.2600	13100.	89	48695	No
27	GOM_NL__2PRFIN20110623_020930_000000613103_00405_48695_7433.N1	23-JUN-2011 02:09:30	Twilight	61.000	53	43Bet And	2.0480	3300.0	122	48695	No
28	GOM_NL__2PRFIN20110623_021322_000000533103_00405_48695_7434.N1	23-JUN-2011 02:13:22	Dark	53.000	50	13Alp Ari	2.0070	4250.0	106	48695	No
29	GOM_NL__2PRFIN20110623_023050_000000633103_00405_48695_7435.N1	23-JUN-2011 02:30:50	Dark	63.000	52	16Bet Cet	2.0370	4500.0	126	48695	No
30	GOM_NL__2PRFIN20110623_023623_000000463103_00405_48695_7436.N1	23-JUN-2011 02:36:23	Dark	45.500	84	Alp Phe	2.3970	4500.0	91	48695	No
31	GOM_NL__2PRFIN20110623_024250_000000523103_00406_48696_7428.N1	23-JUN-2011 02:42:50	Dark	52.000	63	Bet Gru	2.1500	2800.0	104	48696	No
32	GOM_NL__2PRFIN20110623_024451_000000513103_00406_48696_7429.N1	23-JUN-2011 02:44:51	Straylight	50.500	31	Alp Gru	1.7340	15200.	101	48696	No
33	GOM_NL__2PRFIN20110623_024756_000000403103_00406_48696_7430.N1	23-JUN-2011 02:47:56	Straylight	40.000	45	Alp Pav	1.9400	26000.	80	48696	No
34	GOM_NL__2PRFIN20110623_025706_000000453103_00406_48696_7431.N1	23-JUN-2011 02:57:06	Twilight	45.000	38	20Eps Sgr	1.8360	11000.	90	48696	No
35	GOM_NL__2PRFIN20110623_025831_000000493103_00406_48696_7432.N1	23-JUN-2011 02:58:31	Bright	49.000	116	19Del Sgr	2.7000	4100.0	98	48696	No
36	GOM_NL__2PRFIN20110623_030040_000000513103_00406_48696_7433.N1	23-JUN-2011 03:00:40	Bright	50.500	155	41Pi Sgr	2.9000	6600.0	101	48696	No
37	GOM_NL__2PRFIN20110623_030927_000000403103_00406_48696_7434.N1	23-JUN-2011 03:09:27	Bright	40.000	126	60Bet Oph	2.7700	4250.0	80	48696	No
38	GOM_NL__2PRFIN20110623_031150_000000413103_00406_48696_7435.N1	23-JUN-2011 03:11:50	Bright	41.000	59	55Alp Oph	2.0800	8900.0	82	48696	No
39	GOM_NL__2PRFIN20110623_032125_000000493103_00406_48696_7436.N1	23-JUN-2011 03:21:25	Bright	48.500	5	3Alp Lyr	0.033000	11000.	97	48696	No
40	GOM_NL__2PRFIN20110623_032326_000000403103_00406_48696_7437.N1	23-JUN-2011 03:23:26	Bright	39.500	130	23Bet Dra	2.7990	5800.0	79	48696	No
41	GOM_NL__2PRFIN20110623_033305_000000453103_00406_48696_7438.N1	23-JUN-2011 03:33:05	Bright	45.000	89	5Alp Cep	2.4510	8000.0	90	48696	No
42	GOM_NL__2PRFIN20110623_034004_000000443103_00406_48696_7439.N1	23-JUN-2011 03:40:04	Bright	44.000	74	11Bet Cas	2.2680	6600.0	88	48696	No

43	GOM_NL__2PRFIN20110623_034136_000000473103_00406_48696_7440.N1	23-JUN-2011 03:41:36	Bright	47.000	68	18Alp Cas	2.2250	4500.0	94	48696	No
44	GOM_NL__2PRFIN20110623_034356_000000353103_00406_48696_7441.N1	23-JUN-2011 03:43:56	Bright	35.000	160	23Gam Per	2.9300	4700.0	70	48696	No
45	GOM_NL__2PRFIN20110623_034720_000000433103_00406_48696_7442.N1	23-JUN-2011 03:47:20	Bright	43.000	73	57Gam1And	2.2600	13100.	86	48696	No
46	GOM_NL__2PRFIN20110623_034944_000000593103_00406_48696_7443.N1	23-JUN-2011 03:49:44	Tw_i_and_stray	59.000	53	43Bet And	2.0480	3300.0	118	48696	No
47	GOM_NL__2PRFIN20110623_035337_000000493103_00406_48696_7444.N1	23-JUN-2011 03:53:37	Dark	49.000	50	13Alp Ari	2.0070	4250.0	98	48696	No
48	GOM_NL__2PRFIN20110623_041105_000000663103_00406_48696_7445.N1	23-JUN-2011 04:11:05	Dark	66.000	52	16Bet Cet	2.0370	4500.0	132	48696	No
49	GOM_NL__2PRFIN20110623_041638_000000473103_00406_48696_7446.N1	23-JUN-2011 04:16:38	Dark	46.500	84	Alp Phe	2.3970	4500.0	93	48696	No
50	GOM_NL__2PRFIN20110623_042305_000000533103_00407_48697_7442.N1	23-JUN-2011 04:23:05	Dark	53.000	63	Bet Gru	2.1500	2800.0	106	48697	No
51	GOM_NL__2PRFIN20110623_042506_000000503103_00407_48697_7443.N1	23-JUN-2011 04:25:06	Straylight	49.500	31	Alp Gru	1.7340	15200.	99	48697	No
52	GOM_NL__2PRFIN20110623_042810_000000413103_00407_48697_7444.N1	23-JUN-2011 04:28:10	Straylight	41.000	45	Alp Pav	1.9400	26000.	82	48697	No
53	GOM_NL__2PRFIN20110623_043720_000000463103_00407_48697_7445.N1	23-JUN-2011 04:37:20	Tw_i_and_stray	46.000	38	20Eps Sgr	1.8360	11000.	92	48697	No
54	GOM_NL__2PRFIN20110623_043845_000000493103_00407_48697_7446.N1	23-JUN-2011 04:38:45	Bright	49.000	116	19Del Sgr	2.7000	4100.0	98	48697	No
55	GOM_NL__2PRFIN20110623_044054_000000513103_00407_48697_7447.N1	23-JUN-2011 04:40:54	Bright	50.500	155	41Pi Sgr	2.9000	6600.0	101	48697	No
56	GOM_NL__2PRFIN20110623_044941_000000403103_00407_48697_7448.N1	23-JUN-2011 04:49:41	Bright	39.500	126	60Bet Oph	2.7700	4250.0	79	48697	No
57	GOM_NL__2PRFIN20110623_045204_000000393103_00407_48697_7449.N1	23-JUN-2011 04:52:04	Bright	39.000	59	55Alp Oph	2.0800	8900.0	78	48697	No
58	GOM_NL__2PRFIN20110623_050139_000000513103_00407_48697_7450.N1	23-JUN-2011 05:01:39	Bright	50.500	5	3Alp Lyr	0.033000	11000.	101	48697	No
59	GOM_NL__2PRFIN20110623_050339_000000393103_00407_48697_7451.N1	23-JUN-2011 05:03:39	Bright	38.500	130	23Bet Dra	2.7990	5800.0	77	48697	No
60	GOM_NL__2PRFIN20110623_051318_000000443103_00407_48697_7452.N1	23-JUN-2011 05:13:18	Bright	44.000	89	5Alp Cep	2.4510	8000.0	88	48697	No
61	GOM_NL__2PRFIN20110623_052017_000000503103_00407_48697_7453.N1	23-JUN-2011 05:20:17	Bright	50.000	74	11Bet Cas	2.2680	6600.0	100	48697	No
62	GOM_NL__2PRFIN20110623_052150_000000443103_00407_48697_7454.N1	23-JUN-2011 05:21:50	Bright	43.500	68	18Alp Cas	2.2250	4500.0	87	48697	No
63	GOM_NL__2PRFIN20110623_052410_000000543103_00407_48697_7455.N1	23-JUN-2011 05:24:10	Bright	54.000	160	23Gam Per	2.9300	4700.0	108	48697	No
64	GOM_NL__2PRFIN20110623_052734_000000453103_00407_48697_7456.N1	23-JUN-2011 05:27:34	Bright	44.500	73	57Gam1And	2.2600	13100.	89	48697	No
65	GOM_NL__2PRFIN20110623_052958_000000613103_00407_48697_7457.N1	23-JUN-2011 05:29:58	Tw_i_and_stray	60.500	53	43Bet And	2.0480	3300.0	121	48697	No
66	GOM_NL__2PRFIN20110623_053351_000000523103_00407_48697_7458.N1	23-JUN-2011 05:33:51	Dark	51.500	50	13Alp Ari	2.0070	4250.0	103	48697	No
67	GOM_NL__2PRFIN20110623_055121_000000633103_00407_48697_7459.N1	23-JUN-2011 05:51:21	Dark	62.500	52	16Bet Cet	2.0370	4500.0	125	48697	No
68	GOM_NL__2PRFIN20110623_055653_000000473103_00407_48697_7460.N1	23-JUN-2011 05:56:53	Dark	47.000	84	Alp Phe	2.3970	4500.0	94	48697	No
69	GOM_NL__2PRFIN20110623_060320_000000563103_00408_48698_7452.N1	23-JUN-2011 06:03:20	Dark	56.000	63	Bet Gru	2.1500	2800.0	112	48698	No
70	GOM_NL__2PRFIN20110623_060521_000000513103_00408_48698_7453.N1	23-JUN-2011 06:05:21	Straylight	51.000	31	Alp Gru	1.7340	15200.	102	48698	No
71	GOM_NL__2PRFIN20110623_060825_000000423103_00408_48698_7454.N1	23-JUN-2011 06:08:25	Straylight	41.500	45	Alp Pav	1.9400	26000.	83	48698	No
72	GOM_NL__2PRFIN20110623_061735_000000473103_00408_48698_7455.N1	23-JUN-2011 06:17:35	Tw_i_and_stray	47.000	38	20Eps Sgr	1.8360	11000.	94	48698	No
73	GOM_NL__2PRFIN20110623_061900_000000483103_00408_48698_7456.N1	23-JUN-2011 06:19:00	Bright	48.000	116	19Del Sgr	2.7000	4100.0	96	48698	No
74	GOM_NL__2PRFIN20110623_062108_000000503103_00408_48698_7457.N1	23-JUN-2011 06:21:08	Bright	50.000	155	41Pi Sgr	2.9000	6600.0	100	48698	No
75	GOM_NL__2PRFIN20110623_062954_000000403103_00408_48698_7458.N1	23-JUN-2011 06:29:54	Bright	40.000	126	60Bet Oph	2.7700	4250.0	80	48698	No
76	GOM_NL__2PRFIN20110623_063218_000000413103_00408_48698_7459.N1	23-JUN-2011 06:32:18	Bright	41.000	59	55Alp Oph	2.0800	8900.0	82	48698	No
77	GOM_NL__2PRFIN20110623_064152_000000643103_00408_48698_7460.N1	23-JUN-2011 06:41:52	Bright	63.500	5	3Alp Lyr	0.033000	11000.	127	48698	No
78	GOM_NL__2PRFIN20110623_064353_000000393103_00408_48698_7461.N1	23-JUN-2011 06:43:53	Bright	38.500	130	23Bet Dra	2.7990	5800.0	77	48698	No
79	GOM_NL__2PRFIN20110623_065332_000000463103_00408_48698_7462.N1	23-JUN-2011 06:53:32	Bright	45.500	89	5Alp Cep	2.4510	8000.0	91	48698	No
80	GOM_NL__2PRFIN20110623_070031_000000473103_00408_48698_7463.N1	23-JUN-2011 07:00:31	Bright	47.000	74	11Bet Cas	2.2680	6600.0	94	48698	No
81	GOM_NL__2PRFIN20110623_070204_000000513103_00408_48698_7464.N1	23-JUN-2011 07:02:04	Bright	51.000	68	18Alp Cas	2.2250	4500.0	102	48698	No
82	GOM_NL__2PRFIN20110623_070424_000000543103_00408_48698_7465.N1	23-JUN-2011 07:04:24	Bright	54.000	160	23Gam Per	2.9300	4700.0	108	48698	No
83	GOM_NL__2PRFIN20110623_070748_000000453103_00408_48698_7466.N1	23-JUN-2011 07:07:48	Bright	44.500	73	57Gam1And	2.2600	13100.	89	48698	No
84	GOM_NL__2PRFIN20110623_071012_000000623103_00408_48698_7467.N1	23-JUN-2011 07:10:12	Tw_i_and_stray	62.000	53	43Bet And	2.0480	3300.0	124	48698	No
85	GOM_NL__2PRFIN20110623_071405_000000543103_00408_48698_7468.N1	23-JUN-2011 07:14:05	Dark	53.500	50	13Alp Ari	2.0070	4250.0	107	48698	No
86	GOM_NL__2PRFIN20110623_073136_000000733103_00408_48698_7469.N1	23-JUN-2011 07:31:36	Dark	72.500	52	16Bet Cet	2.0370	4500.0	145	48698	No
87	GOM_NL__2PRFIN20110623_073708_000000563103_00408_48698_7470.N1	23-JUN-2011 07:37:08	Dark	55.500	84	Alp Phe	2.3970	4500.0	111	48698	No
88	GOM_NL__2PRFIN20110623_074335_000000533103_00409_48699_7482.N1	23-JUN-2011 07:43:35	Dark	52.500	63	Bet Gru	2.1500	2800.0	105	48699	No
89	GOM_NL__2PRFIN20110623_074536_000000503103_00409_48699_7483.N1	23-JUN-2011 07:45:36	Straylight	49.500	31	Alp Gru	1.7340	15200.	99	48699	No
90	GOM_NL__2PRFIN20110623_074839_000000443103_00409_48699_7484.N1	23-JUN-2011 07:48:39	Straylight	43.500	45	Alp Pav	1.9400	26000.	87	48699	No
91	GOM_NL__2PRFIN20110623_075749_000000473103_00409_48699_7485.N1	23-JUN-2011 07:57:49	Tw_i_and_stray	47.000	38	20Eps Sgr	1.8360	11000.	94	48699	No
92	GOM_NL__2PRFIN20110623_075914_000000543103_00409_48699_7486.N1	23-JUN-2011 07:59:14	Bright	54.000	116	19Del Sgr	2.7000	4100.0	108	48699	No
93	GOM_NL__2PRFIN20110623_080122_000000503103_00409_48699_7487.N1	23-JUN-2011 08:01:22	Bright	49.500	155	41Pi Sgr	2.9000	6600.0	99	48699	No
94	GOM_NL__2PRFIN20110623_081008_000000403103_00409_48699_7488.N1	23-JUN-2011 08:10:08	Bright	39.500	126	60Bet Oph	2.7700	4250.0	79	48699	No
95	GOM_NL__2PRFIN20110623_081232_000000393103_00409_48699_7489.N1	23-JUN-2011 08:12:32	Bright	38.500	59	55Alp Oph	2.0800	8900.0	77	48699	No
96	GOM_NL__2PRFIN20110623_082206_000000493103_00409_48699_7490.N1	23-JUN-2011 08:22:06	Bright	49.000	5	3Alp Lyr	0.033000	11000.	98	48699	No
97	GOM_NL__2PRFIN20110623_082407_000000403103_00409_48699_7491.N1	23-JUN-2011 08:24:07	Bright	40.000	130	23Bet Dra	2.7990	5800.0	80	48699	No
98	GOM_NL__2PRFIN20110623_083345_000000473103_00409_48699_7492.N1	23-JUN-2011 08:33:45	Bright	46.500	89	5Alp Cep	2.4510	8000.0	93	48699	No
99	GOM_NL__2PRFIN20110623_084044_000000483103_00409_48699_7493.N1	23-JUN-2011 08:40:44	Bright	48.000	74	11Bet Cas	2.2680	6600.0	96	48699	No
100	GOM_NL__2PRFIN20110623_084217_000000473103_00409_48699_7494.N1	23-JUN-2011 08:42:17	Bright	47.000	68	18Alp Cas	2.2250	4500.0	94	48699	No
101	GOM_NL__2PRFIN20110623_084438_000000373103_00409_48699_7495.N1	23-JUN-2011 08:44:38	Bright	37.000	160	23Gam Per	2.9300	4700.0	74	48699	No

102	GOM_NL__2PRFIN20110623_084802_000000433103_00409_48699_7496.N1	23-JUN-2011 08:48:02	Bright	43.000	73	57Gam1And	2.2600	13100.	86	48699	No
103	GOM_NL__2PRFIN20110623_085026_000000643103_00409_48699_7497.N1	23-JUN-2011 08:50:26	Tw_i_and_stray	63.500	53	43Bet And	2.0480	3300.0	127	48699	No
104	GOM_NL__2PRFIN20110623_085419_000000553103_00409_48699_7498.N1	23-JUN-2011 08:54:19	Dark	55.000	50	13Alp Ari	2.0070	4250.0	110	48699	No
105	GOM_NL__2PRFIN20110623_091151_000000723103_00409_48699_7499.N1	23-JUN-2011 09:11:51	Dark	71.500	52	16Bet Cet	2.0370	4500.0	143	48699	No
106	GOM_NL__2PRFIN20110623_091723_000000463103_00409_48699_7500.N1	23-JUN-2011 09:17:23	Dark	46.000	84	Alp Phe	2.3970	4500.0	92	48699	No
107	GOM_NL__2PRFIN20110623_092350_000000593103_00410_48700_7512.N1	23-JUN-2011 09:23:50	Dark	59.000	63	Bet Gru	2.1500	2800.0	118	48700	No
108	GOM_NL__2PRFIN20110623_092551_000000513103_00410_48700_7513.N1	23-JUN-2011 09:25:51	Straylight	50.500	31	Alp Gru	1.7340	15200.	101	48700	No
109	GOM_NL__2PRFIN20110623_092854_000000503103_00410_48700_7514.N1	23-JUN-2011 09:28:54	Straylight	49.500	45	Alp Pav	1.9400	26000.	99	48700	No
110	GOM_NL__2PRFIN20110623_093804_000000473103_00410_48700_7515.N1	23-JUN-2011 09:38:04	Tw_i_and_stray	47.000	38	20Eps Sgr	1.8360	11000.	94	48700	No
111	GOM_NL__2PRFIN20110623_093928_000000583103_00410_48700_7516.N1	23-JUN-2011 09:39:28	Bright	58.000	116	19Del Sgr	2.7000	4100.0	116	48700	No
112	GOM_NL__2PRFIN20110623_094137_000000493103_00410_48700_7517.N1	23-JUN-2011 09:41:37	Bright	48.500	155	41Pi Sgr	2.9000	6600.0	97	48700	No
113	GOM_NL__2PRFIN20110623_095022_000000413103_00410_48700_7518.N1	23-JUN-2011 09:50:22	Bright	40.500	126	60Bet Oph	2.7700	4250.0	81	48700	No
114	GOM_NL__2PRFIN20110623_095245_000000413103_00410_48700_7519.N1	23-JUN-2011 09:52:45	Bright	40.500	59	55Alp Oph	2.0800	8900.0	81	48700	No
115	GOM_NL__2PRFIN20110623_100218_000000513103_00410_48700_7520.N1	23-JUN-2011 10:02:18	Bright	51.000	5	3Alp Lyr	0.033000	11000.	102	48700	No
116	GOM_NL__2PRFIN20110623_100421_000000413103_00410_48700_7521.N1	23-JUN-2011 10:04:21	Bright	40.500	130	23Bet Dra	2.7990	5800.0	81	48700	No
117	GOM_NL__2PRFIN20110623_101358_000000473103_00410_48700_7522.N1	23-JUN-2011 10:13:58	Bright	47.000	89	5Alp Cep	2.4510	8000.0	94	48700	No
118	GOM_NL__2PRFIN20110623_102058_000000473103_00410_48700_7523.N1	23-JUN-2011 10:20:58	Bright	47.000	74	11Bet Cas	2.2680	6600.0	94	48700	No
119	GOM_NL__2PRFIN20110623_102231_000000473103_00410_48700_7524.N1	23-JUN-2011 10:22:31	Bright	46.500	68	18Alp Cas	2.2250	4500.0	93	48700	No
120	GOM_NL__2PRFIN20110623_102452_000000543103_00410_48700_7525.N1	23-JUN-2011 10:24:52	Bright	54.000	160	23Gam Per	2.9300	4700.0	108	48700	No
121	GOM_NL__2PRFIN20110623_102815_000000453103_00410_48700_7526.N1	23-JUN-2011 10:28:15	Bright	44.500	73	57Gam1And	2.2600	13100.	89	48700	No
122	GOM_NL__2PRFIN20110623_103040_000000643103_00410_48700_7527.N1	23-JUN-2011 10:30:40	Tw_i_and_stray	64.000	53	43Bet And	2.0480	3300.0	128	48700	No
123	GOM_NL__2PRFIN20110623_103434_000000533103_00410_48700_7528.N1	23-JUN-2011 10:34:34	Dark	52.500	50	13Alp Ari	2.0070	4250.0	105	48700	No
124	GOM_NL__2PRFIN20110623_105207_000000683103_00410_48700_7529.N1	23-JUN-2011 10:52:07	Dark	68.000	52	16Bet Cet	2.0370	4500.0	136	48700	No
125	GOM_NL__2PRFIN20110623_105738_000000463103_00410_48700_7530.N1	23-JUN-2011 10:57:38	Dark	45.500	84	Alp Phe	2.3970	4500.0	91	48700	No
126	GOM_NL__2PRFIN20110623_110405_000000533103_00411_48701_7543.N1	23-JUN-2011 11:04:05	Dark	52.500	63	Bet Gru	2.1500	2800.0	105	48701	No
127	GOM_NL__2PRFIN20110623_110606_000000493103_00411_48701_7544.N1	23-JUN-2011 11:06:06	Straylight	48.500	31	Alp Gru	1.7340	15200.	97	48701	No
128	GOM_NL__2PRFIN20110623_110908_000000423103_00411_48701_7545.N1	23-JUN-2011 11:09:08	Straylight	41.500	45	Alp Pav	1.9400	26000.	83	48701	No
129	GOM_NL__2PRFIN20110623_111818_000000473103_00411_48701_7546.N1	23-JUN-2011 11:18:18	Tw_i_and_stray	47.000	38	20Eps Sgr	1.8360	11000.	94	48701	No
130	GOM_NL__2PRFIN20110623_111942_000000463103_00411_48701_7547.N1	23-JUN-2011 11:19:42	Bright	45.500	116	19Del Sgr	2.7000	4100.0	91	48701	No
131	GOM_NL__2PRFIN20110623_112151_000000493103_00411_48701_7548.N1	23-JUN-2011 11:21:51	Bright	48.500	155	41Pi Sgr	2.9000	6600.0	97	48701	No
132	GOM_NL__2PRFIN20110623_113036_000000403103_00411_48701_7549.N1	23-JUN-2011 11:30:36	Bright	39.500	126	60Bet Oph	2.7700	4250.0	79	48701	No
133	GOM_NL__2PRFIN20110623_113259_000000383103_00411_48701_7550.N1	23-JUN-2011 11:32:59	Bright	37.500	59	55Alp Oph	2.0800	8900.0	75	48701	No
134	GOM_NL__2PRFIN20110623_114232_000000503103_00411_48701_7551.N1	23-JUN-2011 11:42:32	Bright	49.500	5	3Alp Lyr	0.033000	11000.	99	48701	No
135	GOM_NL__2PRFIN20110623_114434_000000393103_00411_48701_7552.N1	23-JUN-2011 11:44:34	Bright	39.000	130	23Bet Dra	2.7990	5800.0	78	48701	No
136	GOM_NL__2PRFIN20110623_115412_000000473103_00411_48701_7553.N1	23-JUN-2011 11:54:12	Bright	46.500	89	5Alp Cep	2.4510	8000.0	93	48701	No
137	GOM_NL__2PRFIN20110623_120111_000000433103_00411_48701_7554.N1	23-JUN-2011 12:01:11	Bright	42.500	74	11Bet Cas	2.2680	6600.0	85	48701	No
138	GOM_NL__2PRFIN20110623_120245_000000443103_00411_48701_7555.N1	23-JUN-2011 12:02:45	Bright	44.000	68	18Alp Cas	2.2250	4500.0	88	48701	No
139	GOM_NL__2PRFIN20110623_120506_000000363103_00411_48701_7556.N1	23-JUN-2011 12:05:06	Bright	36.000	160	23Gam Per	2.9300	4700.0	72	48701	No
140	GOM_NL__2PRFIN20110623_120829_000000453103_00411_48701_7557.N1	23-JUN-2011 12:08:29	Bright	44.500	73	57Gam1And	2.2600	13100.	89	48701	No
141	GOM_NL__2PRFIN20110623_121054_000000643103_00411_48701_7558.N1	23-JUN-2011 12:10:54	Tw_i_and_stray	63.500	53	43Bet And	2.0480	3300.0	127	48701	No
142	GOM_NL__2PRFIN20110623_121448_000000503103_00411_48701_7559.N1	23-JUN-2011 12:14:48	Dark	50.000	50	13Alp Ari	2.0070	4250.0	100	48701	No
143	GOM_NL__2PRFIN20110623_123222_000000673103_00411_48701_7560.N1	23-JUN-2011 12:32:22	Dark	67.000	52	16Bet Cet	2.0370	4500.0	134	48701	No
144	GOM_NL__2PRFIN20110623_123753_000000563103_00411_48701_7561.N1	23-JUN-2011 12:37:53	Dark	55.500	84	Alp Phe	2.3970	4500.0	111	48701	No
145	GOM_NL__2PRFIN20110623_124419_000000493103_00412_48702_7597.N1	23-JUN-2011 12:44:19	Dark	48.500	63	Bet Gru	2.1500	2800.0	97	48702	No
146	GOM_NL__2PRFIN20110623_124621_000000513103_00412_48702_7598.N1	23-JUN-2011 12:46:21	Straylight	51.000	31	Alp Gru	1.7340	15200.	102	48702	No
147	GOM_NL__2PRFIN20110623_124923_000000443103_00412_48702_7599.N1	23-JUN-2011 12:49:23	Straylight	43.500	45	Alp Pav	1.9400	26000.	87	48702	No
148	GOM_NL__2PRFIN20110623_125832_000000473103_00412_48702_7600.N1	23-JUN-2011 12:58:32	Tw_i_and_stray	47.000	38	20Eps Sgr	1.8360	11000.	94	48702	No
149	GOM_NL__2PRFIN20110623_125956_000000483103_00412_48702_7601.N1	23-JUN-2011 12:59:56	Bright	48.000	116	19Del Sgr	2.7000	4100.0	96	48702	No
150	GOM_NL__2PRFIN20110623_130205_000000503103_00412_48702_7602.N1	23-JUN-2011 13:02:05	Bright	50.000	155	41Pi Sgr	2.9000	6600.0	100	48702	No
151	GOM_NL__2PRFIN20110623_131050_000000403103_00412_48702_7603.N1	23-JUN-2011 13:10:50	Bright	40.000	126	60Bet Oph	2.7700	4250.0	80	48702	No
152	GOM_NL__2PRFIN20110623_131313_000000393103_00412_48702_7604.N1	23-JUN-2011 13:13:13	Bright	38.500	59	55Alp Oph	2.0800	8900.0	77	48702	No
153	GOM_NL__2PRFIN20110623_132245_000000473103_00412_48702_7605.N1	23-JUN-2011 13:22:45	Bright	47.000	5	3Alp Lyr	0.033000	11000.	94	48702	No
154	GOM_NL__2PRFIN20110623_132448_000000403103_00412_48702_7606.N1	23-JUN-2011 13:24:48	Bright	40.000	130	23Bet Dra	2.7990	5800.0	80	48702	No
155	GOM_NL__2PRFIN20110623_133425_000000473103_00412_48702_7607.N1	23-JUN-2011 13:34:25	Bright	47.000	89	5Alp Cep	2.4510	8000.0	94	48702	No
156	GOM_NL__2PRFIN20110623_134125_000000573103_00412_48702_7608.N1	23-JUN-2011 13:41:25	Bright	57.000	74	11Bet Cas	2.2680	6600.0	114	48702	No
157	GOM_NL__2PRFIN20110623_134258_000000483103_00412_48702_7609.N1	23-JUN-2011 13:42:58	Bright	47.500	68	18Alp Cas	2.2250	4500.0	95	48702	No
158	GOM_NL__2PRFIN20110623_134520_000000543103_00412_48702_7610.N1	23-JUN-2011 13:45:20	Bright	54.000	160	23Gam Per	2.9300	4700.0	108	48702	No
159	GOM_NL__2PRFIN20110623_134843_000000453103_00412_48702_7611.N1	23-JUN-2011 13:48:43	Bright	44.500	73	57Gam1And	2.2600	13100.	89	48702	No
160	GOM_NL__2PRFIN20110623_135108_000000673103_00412_48702_7612.N1	23-JUN-2011 13:51:08	Tw_i_and_stray	66.500	53	43Bet And	2.0480	3300.0	133	48702	No

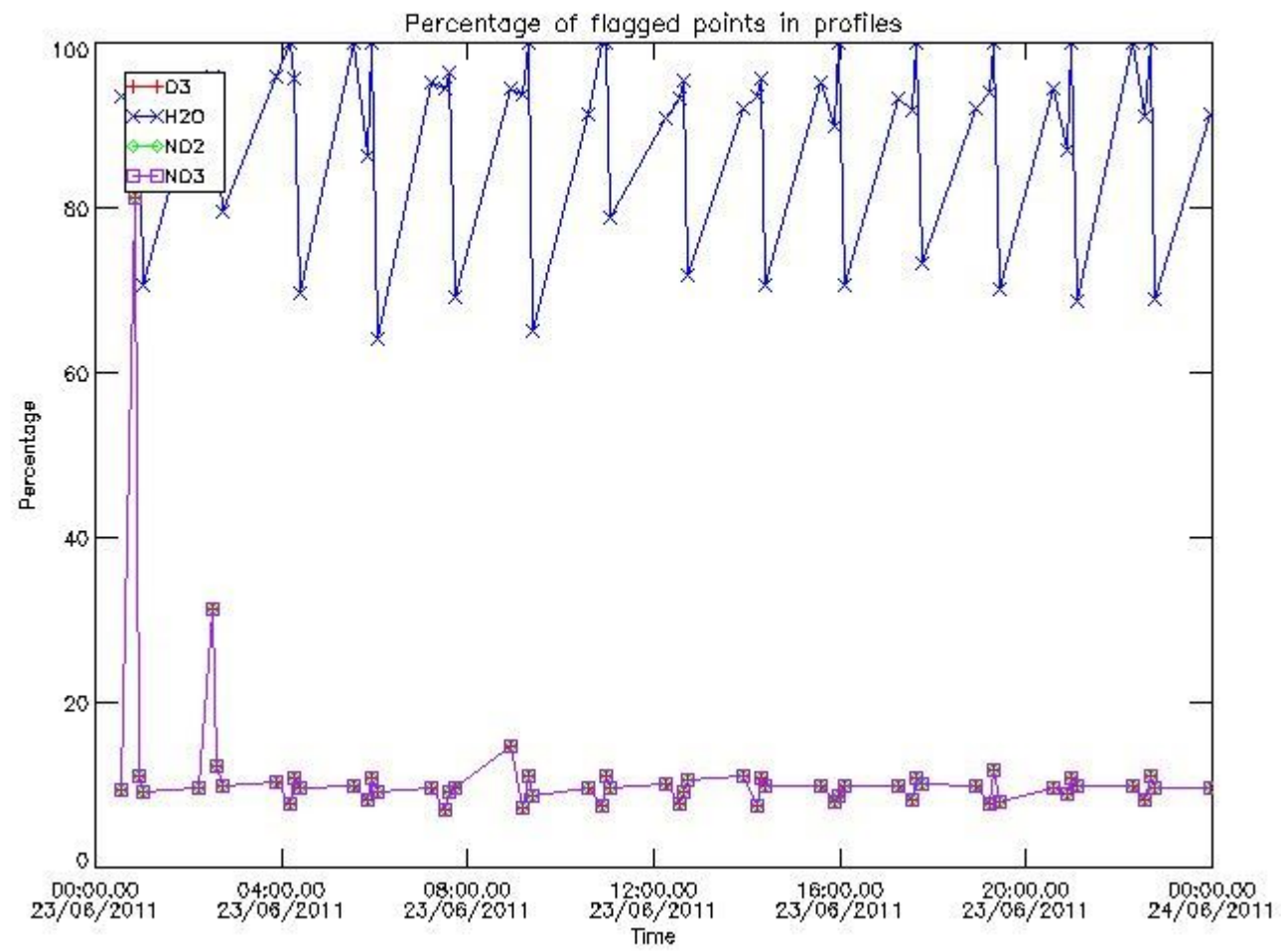
161	GOM_NL__2PRFIN20110623_135502_000000513103_00412_48702_7613.N1	23-JUN-2011 13:55:02	Dark	50.500	50	13Alp Ari	2.0070	4250.0	101	48702	No
162	GOM_NL__2PRFIN20110623_141237_000000693103_00412_48702_7614.N1	23-JUN-2011 14:12:37	Dark	69.000	52	16Bet Cet	2.0370	4500.0	138	48702	No
163	GOM_NL__2PRFIN20110623_141807_000000483103_00412_48702_7615.N1	23-JUN-2011 14:18:07	Dark	47.500	84	Alp Phe	2.3970	4500.0	95	48702	No
164	GOM_NL__2PRFIN20110623_142434_000000523103_00413_48703_7616.N1	23-JUN-2011 14:24:34	Dark	51.500	63	Bet Gru	2.1500	2800.0	103	48703	No
165	GOM_NL__2PRFIN20110623_142636_000000493103_00413_48703_7617.N1	23-JUN-2011 14:26:36	Straylight	49.000	31	Alp Gru	1.7340	15200.	98	48703	No
166	GOM_NL__2PRFIN20110623_142937_000000423103_00413_48703_7618.N1	23-JUN-2011 14:29:37	Straylight	42.000	45	Alp Pav	1.9400	26000.	84	48703	No
167	GOM_NL__2PRFIN20110623_143846_000000463103_00413_48703_7619.N1	23-JUN-2011 14:38:46	Tw_i_and_stray	45.500	38	20Eps Sgr	1.8360	11000.	91	48703	No
168	GOM_NL__2PRFIN20110623_144011_000000473103_00413_48703_7620.N1	23-JUN-2011 14:40:11	Bright	47.000	116	19Del Sgr	2.7000	4100.0	94	48703	No
169	GOM_NL__2PRFIN20110623_144219_000000503103_00413_48703_7621.N1	23-JUN-2011 14:42:19	Bright	50.000	155	41Pi Sgr	2.9000	6600.0	100	48703	No
170	GOM_NL__2PRFIN20110623_145104_000000413103_00413_48703_7622.N1	23-JUN-2011 14:51:04	Bright	41.000	126	60Bet Oph	2.7700	4250.0	82	48703	No
171	GOM_NL__2PRFIN20110623_145327_000000393103_00413_48703_7623.N1	23-JUN-2011 14:53:27	Bright	39.000	59	55Alp Oph	2.0800	8900.0	78	48703	No
172	GOM_NL__2PRFIN20110623_150258_000000493103_00413_48703_7624.N1	23-JUN-2011 15:02:58	Bright	48.500	5	3Alp Lyr	0.033000	11000.	97	48703	No
173	GOM_NL__2PRFIN20110623_150501_000000413103_00413_48703_7625.N1	23-JUN-2011 15:05:01	Bright	40.500	130	23Bet Dra	2.7990	5800.0	81	48703	No
174	GOM_NL__2PRFIN20110623_151438_000000483103_00413_48703_7626.N1	23-JUN-2011 15:14:38	Bright	47.500	89	5Alp Cep	2.4510	8000.0	95	48703	No
175	GOM_NL__2PRFIN20110623_152139_000000473103_00413_48703_7627.N1	23-JUN-2011 15:21:39	Bright	47.000	74	11Bet Cas	2.2680	6600.0	94	48703	No
176	GOM_NL__2PRFIN20110623_152312_000000463103_00413_48703_7628.N1	23-JUN-2011 15:23:12	Bright	45.500	68	18Alp Cas	2.2250	4500.0	91	48703	No
177	GOM_NL__2PRFIN20110623_152534_000000543103_00413_48703_7629.N1	23-JUN-2011 15:25:34	Bright	54.000	160	23Gam Per	2.9300	4700.0	108	48703	No
178	GOM_NL__2PRFIN20110623_152857_000000453103_00413_48703_7630.N1	23-JUN-2011 15:28:57	Bright	45.000	73	57Gam1And	2.2600	13100.	90	48703	No
179	GOM_NL__2PRFIN20110623_153122_000000593103_00413_48703_7631.N1	23-JUN-2011 15:31:22	Tw_i_and_stray	59.000	53	43Bet And	2.0480	3300.0	118	48703	No
180	GOM_NL__2PRFIN20110623_153516_000000523103_00413_48703_7632.N1	23-JUN-2011 15:35:16	Dark	51.500	50	13Alp Ari	2.0070	4250.0	103	48703	No
181	GOM_NL__2PRFIN20110623_155253_000000653103_00413_48703_7633.N1	23-JUN-2011 15:52:53	Dark	64.500	52	16Bet Cet	2.0370	4500.0	129	48703	No
182	GOM_NL__2PRFIN20110623_155822_000000593103_00413_48703_7634.N1	23-JUN-2011 15:58:22	Dark	59.000	84	Alp Phe	2.3970	4500.0	118	48703	No
183	GOM_NL__2PRFIN20110623_160450_000000523103_00414_48704_7669.N1	23-JUN-2011 16:04:50	Dark	51.500	63	Bet Gru	2.1500	2800.0	103	48704	No
184	GOM_NL__2PRFIN20110623_160651_000000503103_00414_48704_7670.N1	23-JUN-2011 16:06:51	Straylight	50.000	31	Alp Gru	1.7340	15200.	100	48704	No
185	GOM_NL__2PRFIN20110623_160952_000000413103_00414_48704_7671.N1	23-JUN-2011 16:09:52	Straylight	41.000	45	Alp Pav	1.9400	26000.	82	48704	No
186	GOM_NL__2PRFIN20110623_161900_000000463103_00414_48704_7672.N1	23-JUN-2011 16:19:00	Tw_i_and_stray	46.000	38	20Eps Sgr	1.8360	11000.	92	48704	No
187	GOM_NL__2PRFIN20110623_162025_000000513103_00414_48704_7673.N1	23-JUN-2011 16:20:25	Bright	50.500	116	19Del Sgr	2.7000	4100.0	101	48704	No
188	GOM_NL__2PRFIN20110623_162233_000000503103_00414_48704_7674.N1	23-JUN-2011 16:22:33	Bright	50.000	155	41Pi Sgr	2.9000	6600.0	100	48704	No
189	GOM_NL__2PRFIN20110623_163118_000000403103_00414_48704_7675.N1	23-JUN-2011 16:31:18	Bright	40.000	126	60Bet Oph	2.7700	4250.0	80	48704	No
190	GOM_NL__2PRFIN20110623_163341_000000413103_00414_48704_7676.N1	23-JUN-2011 16:33:41	Bright	40.500	59	55Alp Oph	2.0800	8900.0	81	48704	No
191	GOM_NL__2PRFIN20110623_164312_000000493103_00414_48704_7677.N1	23-JUN-2011 16:43:12	Bright	49.000	5	3Alp Lyr	0.033000	11000.	98	48704	No
192	GOM_NL__2PRFIN20110623_164515_000000393103_00414_48704_7678.N1	23-JUN-2011 16:45:15	Bright	38.500	130	23Bet Dra	2.7990	5800.0	77	48704	No
193	GOM_NL__2PRFIN20110623_165451_000000473103_00414_48704_7679.N1	23-JUN-2011 16:54:51	Bright	46.500	89	5Alp Cep	2.4510	8000.0	93	48704	No
194	GOM_NL__2PRFIN20110623_170152_000000463103_00414_48704_7680.N1	23-JUN-2011 17:01:52	Bright	45.500	74	11Bet Cas	2.2680	6600.0	91	48704	No
195	GOM_NL__2PRFIN20110623_170325_000000673103_00414_48704_7681.N1	23-JUN-2011 17:03:25	Bright	67.000	68	18Alp Cas	2.2250	4500.0	134	48704	No
196	GOM_NL__2PRFIN20110623_170548_000000543103_00414_48704_7682.N1	23-JUN-2011 17:05:48	Bright	53.500	160	23Gam Per	2.9300	4700.0	107	48704	No
197	GOM_NL__2PRFIN20110623_170911_000000463103_00414_48704_7683.N1	23-JUN-2011 17:09:11	Bright	46.000	73	57Gam1And	2.2600	13100.	92	48704	No
198	GOM_NL__2PRFIN20110623_171136_000000613103_00414_48704_7684.N1	23-JUN-2011 17:11:36	Tw_i_and_stray	60.500	53	43Bet And	2.0480	3300.0	121	48704	No
199	GOM_NL__2PRFIN20110623_171531_000000523103_00414_48704_7685.N1	23-JUN-2011 17:15:31	Dark	51.500	50	13Alp Ari	2.0070	4250.0	103	48704	No
200	GOM_NL__2PRFIN20110623_173308_000000623103_00414_48704_7686.N1	23-JUN-2011 17:33:08	Dark	62.000	52	16Bet Cet	2.0370	4500.0	124	48704	No
201	GOM_NL__2PRFIN20110623_173837_000000573103_00414_48704_7700.N1	23-JUN-2011 17:38:37	Dark	56.500	84	Alp Phe	2.3970	4500.0	113	48704	No
202	GOM_NL__2PRFIN20110623_174505_000000663103_00415_48705_7701.N1	23-JUN-2011 17:45:05	Dark	66.000	63	Bet Gru	2.1500	2800.0	132	48705	No
203	GOM_NL__2PRFIN20110623_174706_000000483103_00415_48705_7702.N1	23-JUN-2011 17:47:06	Straylight	47.500	31	Alp Gru	1.7340	15200.	95	48705	No
204	GOM_NL__2PRFIN20110623_175007_000000413103_00415_48705_7703.N1	23-JUN-2011 17:50:07	Straylight	41.000	45	Alp Pav	1.9400	26000.	82	48705	No
205	GOM_NL__2PRFIN20110623_175915_000000463103_00415_48705_7704.N1	23-JUN-2011 17:59:15	Tw_i_and_stray	46.000	38	20Eps Sgr	1.8360	11000.	92	48705	No
206	GOM_NL__2PRFIN20110623_180039_000000483103_00415_48705_7705.N1	23-JUN-2011 18:00:39	Bright	48.000	116	19Del Sgr	2.7000	4100.0	96	48705	No
207	GOM_NL__2PRFIN20110623_180248_000000493103_00415_48705_7706.N1	23-JUN-2011 18:02:48	Bright	49.000	155	41Pi Sgr	2.9000	6600.0	98	48705	No
208	GOM_NL__2PRFIN20110623_181132_000000403103_00415_48705_7707.N1	23-JUN-2011 18:11:32	Bright	40.000	126	60Bet Oph	2.7700	4250.0	80	48705	No
209	GOM_NL__2PRFIN20110623_181355_000000393103_00415_48705_7708.N1	23-JUN-2011 18:13:55	Bright	39.000	59	55Alp Oph	2.0800	8900.0	78	48705	No
210	GOM_NL__2PRFIN20110623_182325_000000503103_00415_48705_7709.N1	23-JUN-2011 18:23:25	Bright	49.500	5	3Alp Lyr	0.033000	11000.	99	48705	No
211	GOM_NL__2PRFIN20110623_182529_000000393103_00415_48705_7710.N1	23-JUN-2011 18:25:29	Bright	39.000	130	23Bet Dra	2.7990	5800.0	78	48705	No
212	GOM_NL__2PRFIN20110623_183505_000000453103_00415_48705_7711.N1	23-JUN-2011 18:35:05	Bright	45.000	89	5Alp Cep	2.4510	8000.0	90	48705	No
213	GOM_NL__2PRFIN20110623_184206_000000463103_00415_48705_7712.N1	23-JUN-2011 18:42:06	Bright	46.000	74	11Bet Cas	2.2680	6600.0	92	48705	No
214	GOM_NL__2PRFIN20110623_184339_000000503103_00415_48705_7713.N1	23-JUN-2011 18:43:39	Bright	49.500	68	18Alp Cas	2.2250	4500.0	99	48705	No
215	GOM_NL__2PRFIN20110623_184602_000000363103_00415_48705_7714.N1	23-JUN-2011 18:46:02	Bright	35.500	160	23Gam Per	2.9300	4700.0	71	48705	No
216	GOM_NL__2PRFIN20110623_184926_000000463103_00415_48705_7715.N1	23-JUN-2011 18:49:26	Bright	46.000	73	57Gam1And	2.2600	13100.	92	48705	No
217	GOM_NL__2PRFIN20110623_185150_000000613103_00415_48705_7716.N1	23-JUN-2011 18:51:50	Tw_i_and_stray	61.000	53	43Bet And	2.0480	3300.0	122	48705	No
218	GOM_NL__2PRFIN20110623_185545_000000513103_00415_48705_7717.N1	23-JUN-2011 18:55:45	Dark	51.000	50	13Alp Ari	2.0070	4250.0	102	48705	No
219	GOM_NL__2PRFIN20110623_191324_000000673103_00415_48705_7718.N1	23-JUN-2011 19:13:24	Dark	67.000	52	16Bet Cet	2.0370	4500.0	134	48705	No

220	GOM_NL__2PRFIN20110623_191852_000000473103_00415_48705_7727.N1	23-JUN-2011 19:18:52	Dark	47.000	84	Alp Phe	2.3970	4500.0	94	48705	No
221	GOM_NL__2PRFIN20110623_192519_000000643103_00416_48706_7728.N1	23-JUN-2011 19:25:19	Dark	64.000	63	Bet Gru	2.1500	2800.0	128	48706	No
222	GOM_NL__2PRFIN20110623_192721_000000483103_00416_48706_7729.N1	23-JUN-2011 19:27:21	Straylight	48.000	31	Alp Gru	1.7340	15200.	96	48706	No
223	GOM_NL__2PRFIN20110623_193021_000000423103_00416_48706_7730.N1	23-JUN-2011 19:30:21	Straylight	41.500	45	Alp Pav	1.9400	26000.	83	48706	No
224	GOM_NL__2PRFIN20110623_193929_000000473103_00416_48706_7731.N1	23-JUN-2011 19:39:29	Tw_i_and_stray	46.500	38	20Eps Sgr	1.8360	11000.	93	48706	No
225	GOM_NL__2PRFIN20110623_194054_000000483103_00416_48706_7732.N1	23-JUN-2011 19:40:54	Bright	47.500	116	19Del Sgr	2.7000	4100.0	95	48706	No
226	GOM_NL__2PRFIN20110623_194302_000000503103_00416_48706_7733.N1	23-JUN-2011 19:43:02	Bright	50.000	155	41Pi Sgr	2.9000	6600.0	100	48706	No
227	GOM_NL__2PRFIN20110623_195146_000000403103_00416_48706_7734.N1	23-JUN-2011 19:51:46	Bright	39.500	126	60Bet Oph	2.7700	4250.0	79	48706	No
228	GOM_NL__2PRFIN20110623_195408_000000403103_00416_48706_7735.N1	23-JUN-2011 19:54:08	Bright	39.500	59	55Alp Oph	2.0800	8900.0	79	48706	No
229	GOM_NL__2PRFIN20110623_200339_000000603103_00416_48706_7736.N1	23-JUN-2011 20:03:39	Bright	60.000	5	3Alp Lyr	0.033000	11000.	120	48706	No
230	GOM_NL__2PRFIN20110623_200543_000000423103_00416_48706_7737.N1	23-JUN-2011 20:05:43	Bright	42.000	130	23Bet Dra	2.7990	5800.0	84	48706	No
231	GOM_NL__2PRFIN20110623_201518_000000493103_00416_48706_7738.N1	23-JUN-2011 20:15:18	Bright	48.500	89	5Alp Cep	2.4510	8000.0	97	48706	No
232	GOM_NL__2PRFIN20110623_202219_000000683103_00416_48706_7739.N1	23-JUN-2011 20:22:19	Bright	68.000	74	11Bet Cas	2.2680	6600.0	136	48706	No
233	GOM_NL__2PRFIN20110623_202353_000000673103_00416_48706_7740.N1	23-JUN-2011 20:23:53	Bright	67.000	68	18Alp Cas	2.2250	4500.0	134	48706	No
234	GOM_NL__2PRFIN20110623_202616_000000353103_00416_48706_7741.N1	23-JUN-2011 20:26:16	Bright	35.000	160	23Gam Per	2.9300	4700.0	70	48706	No
235	GOM_NL__2PRFIN20110623_202939_000000463103_00416_48706_7742.N1	23-JUN-2011 20:29:39	Bright	46.000	73	57Gam1And	2.2600	13100.	92	48706	No
236	GOM_NL__2PRFIN20110623_203204_000000633103_00416_48706_7743.N1	23-JUN-2011 20:32:04	Tw_i_and_stray	62.500	53	43Bet And	2.0480	3300.0	125	48706	No
237	GOM_NL__2PRFIN20110623_203559_000000543103_00416_48706_7744.N1	23-JUN-2011 20:35:59	Dark	53.500	50	13Alp Ari	2.0070	4250.0	107	48706	No
238	GOM_NL__2PRFIN20110623_205339_000000623103_00416_48706_7745.N1	23-JUN-2011 20:53:39	Dark	62.000	52	16Bet Cet	2.0370	4500.0	124	48706	No
239	GOM_NL__2PRFIN20110623_205907_000000483103_00416_48706_7759.N1	23-JUN-2011 20:59:07	Dark	47.500	84	Alp Phe	2.3970	4500.0	95	48706	No
240	GOM_NL__2PRFIN20110623_210535_000000523103_00417_48707_7760.N1	23-JUN-2011 21:05:35	Dark	51.500	63	Bet Gru	2.1500	2800.0	103	48707	No
241	GOM_NL__2PRFIN20110623_210736_000000503103_00417_48707_7761.N1	23-JUN-2011 21:07:36	Straylight	50.000	31	Alp Gru	1.7340	15200.	100	48707	No
242	GOM_NL__2PRFIN20110623_211036_000000423103_00417_48707_7762.N1	23-JUN-2011 21:10:36	Straylight	42.000	45	Alp Pav	1.9400	26000.	84	48707	No
243	GOM_NL__2PRFIN20110623_211944_000000423103_00417_48707_7763.N1	23-JUN-2011 21:19:44	Tw_i_and_stray	42.000	38	20Eps Sgr	1.8360	11000.	84	48707	No
244	GOM_NL__2PRFIN20110623_212108_000000583103_00417_48707_7764.N1	23-JUN-2011 21:21:08	Bright	57.500	116	19Del Sgr	2.7000	4100.0	115	48707	No
245	GOM_NL__2PRFIN20110623_212316_000000513103_00417_48707_7765.N1	23-JUN-2011 21:23:16	Bright	50.500	155	41Pi Sgr	2.9000	6600.0	101	48707	No
246	GOM_NL__2PRFIN20110623_213159_000000393103_00417_48707_7766.N1	23-JUN-2011 21:31:59	Bright	39.000	126	60Bet Oph	2.7700	4250.0	78	48707	No
247	GOM_NL__2PRFIN20110623_213422_000000393103_00417_48707_7767.N1	23-JUN-2011 21:34:22	Bright	38.500	59	55Alp Oph	2.0800	8900.0	77	48707	No
248	GOM_NL__2PRFIN20110623_214352_000000443103_00417_48707_7768.N1	23-JUN-2011 21:43:52	Bright	44.000	5	3Alp Lyr	0.033000	11000.	88	48707	No
249	GOM_NL__2PRFIN20110623_214557_000000393103_00417_48707_7769.N1	23-JUN-2011 21:45:57	Bright	38.500	130	23Bet Dra	2.7990	5800.0	77	48707	No
250	GOM_NL__2PRFIN20110623_215532_000000453103_00417_48707_7770.N1	23-JUN-2011 21:55:32	Bright	44.500	89	5Alp Cep	2.4510	8000.0	89	48707	No
251	GOM_NL__2PRFIN20110623_220233_000000543103_00417_48707_7771.N1	23-JUN-2011 22:02:33	Bright	54.000	74	11Bet Cas	2.2680	6600.0	108	48707	No
252	GOM_NL__2PRFIN20110623_220406_000000473103_00417_48707_7772.N1	23-JUN-2011 22:04:06	Bright	47.000	68	18Alp Cas	2.2250	4500.0	94	48707	No
253	GOM_NL__2PRFIN20110623_220630_000000543103_00417_48707_7773.N1	23-JUN-2011 22:06:30	Bright	54.000	160	23Gam Per	2.9300	4700.0	108	48707	No
254	GOM_NL__2PRFIN20110623_220954_000000613103_00417_48707_7774.N1	23-JUN-2011 22:09:54	Bright	61.000	73	57Gam1And	2.2600	13100.	122	48707	No
255	GOM_NL__2PRFIN20110623_221218_000000613103_00417_48707_7775.N1	23-JUN-2011 22:12:18	Tw_i_and_stray	61.000	53	43Bet And	2.0480	3300.0	122	48707	No
256	GOM_NL__2PRFIN20110623_221613_000000513103_00417_48707_7776.N1	23-JUN-2011 22:16:13	Dark	51.000	50	13Alp Ari	2.0070	4250.0	102	48707	No
257	GOM_NL__2PRFIN20110623_223354_000000623103_00417_48707_7777.N1	23-JUN-2011 22:33:54	Dark	61.500	52	16Bet Cet	2.0370	4500.0	123	48707	No
258	GOM_NL__2PRFIN20110623_223922_000000463103_00417_48707_7782.N1	23-JUN-2011 22:39:22	Dark	46.000	84	Alp Phe	2.3970	4500.0	92	48707	No
259	GOM_NL__2PRFIN20110623_224549_000000543103_00418_48708_7783.N1	23-JUN-2011 22:45:49	Dark	53.500	63	Bet Gru	2.1500	2800.0	107	48708	No
260	GOM_NL__2PRFIN20110623_224751_000000523103_00418_48708_7784.N1	23-JUN-2011 22:47:51	Straylight	51.500	31	Alp Gru	1.7340	15200.	103	48708	No
261	GOM_NL__2PRFIN20110623_225050_000000423103_00418_48708_7785.N1	23-JUN-2011 22:50:50	Straylight	42.000	45	Alp Pav	1.9400	26000.	84	48708	No
262	GOM_NL__2PRFIN20110623_225958_000000483103_00418_48708_7786.N1	23-JUN-2011 22:59:58	Tw_i_and_stray	47.500	38	20Eps Sgr	1.8360	11000.	95	48708	No
263	GOM_NL__2PRFIN20110623_230122_000000503103_00418_48708_7787.N1	23-JUN-2011 23:01:22	Bright	49.500	116	19Del Sgr	2.7000	4100.0	99	48708	No
264	GOM_NL__2PRFIN20110623_230330_000000493103_00418_48708_7788.N1	23-JUN-2011 23:03:30	Bright	48.500	155	41Pi Sgr	2.9000	6600.0	97	48708	No
265	GOM_NL__2PRFIN20110623_231213_000000393103_00418_48708_7789.N1	23-JUN-2011 23:12:13	Bright	39.000	126	60Bet Oph	2.7700	4250.0	78	48708	No
266	GOM_NL__2PRFIN20110623_231436_000000413103_00418_48708_7790.N1	23-JUN-2011 23:14:36	Bright	41.000	59	55Alp Oph	2.0800	8900.0	82	48708	No
267	GOM_NL__2PRFIN20110623_232405_000000433103_00418_48708_7791.N1	23-JUN-2011 23:24:05	Bright	43.000	5	3Alp Lyr	0.033000	11000.	86	48708	No
268	GOM_NL__2PRFIN20110623_232610_000000553103_00418_48708_7792.N1	23-JUN-2011 23:26:10	Bright	54.500	130	23Bet Dra	2.7990	5800.0	109	48708	No
269	GOM_NL__2PRFIN20110623_233545_000000473103_00418_48708_7793.N1	23-JUN-2011 23:35:45	Bright	46.500	89	5Alp Cep	2.4510	8000.0	93	48708	No
270	GOM_NL__2PRFIN20110623_234246_000000463103_00418_48708_7794.N1	23-JUN-2011 23:42:46	Bright	46.000	74	11Bet Cas	2.2680	6600.0	92	48708	No
271	GOM_NL__2PRFIN20110623_234420_000000473103_00418_48708_7795.N1	23-JUN-2011 23:44:20	Bright	46.500	68	18Alp Cas	2.2250	4500.0	93	48708	No
272	GOM_NL__2PRFIN20110623_234644_000000363103_00418_48708_7796.N1	23-JUN-2011 23:46:44	Bright	36.000	160	23Gam Per	2.9300	4700.0	72	48708	No
273	GOM_NL__2PRFIN20110623_235007_000000463103_00418_48708_7797.N1	23-JUN-2011 23:50:07	Bright	45.500	73	57Gam1And	2.2600	13100.	91	48708	No
274	GOM_NL__2PRFIN20110623_235232_000000633103_00418_48708_7798.N1	23-JUN-2011 23:52:32	Tw_i_and_stray	63.000	53	43Bet And	2.0480	3300.0	126	48708	No
275	GOM_NL__2PRFIN20110623_235628_000000533103_00418_48708_7799.N1	23-JUN-2011 23:56:28	Dark	52.500	50	13Alp Ari	2.0070	4250.0	105	48708	No

3. Quality information per product

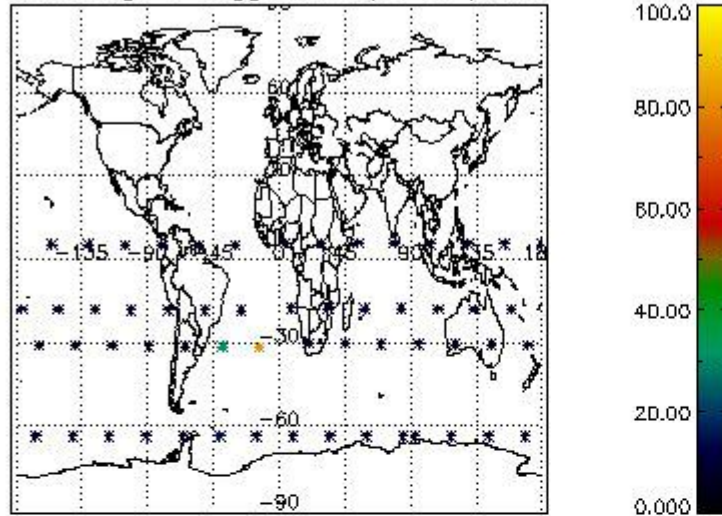
In this section it is plotted some information contained in the Quality Summary data set of the level 2 products. Only products in dark limb conditions and without errors (error flag in the MPH set to "0") are used.

3.1 Plot quality information per product (time dependant)

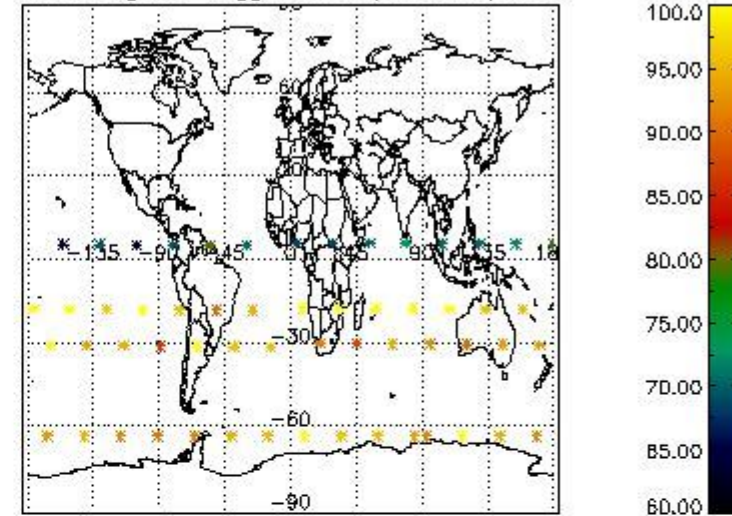


3.2 Plot quality information per product (world map)

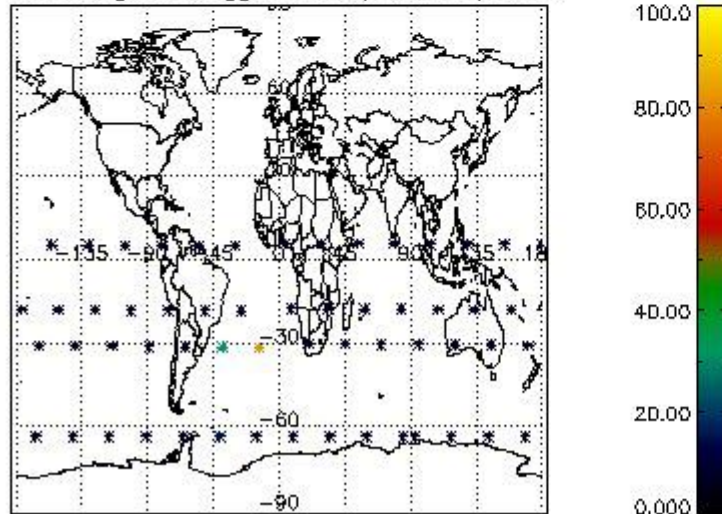
Percentage of flagged data per O3 profile



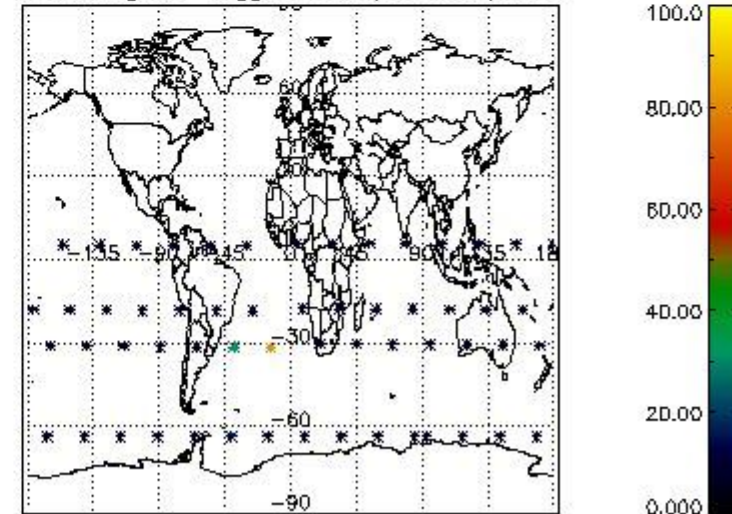
Percentage of flagged data per H2O profile



Percentage of flagged data per NO2 profile



Percentage of flagged data per NO3 profile

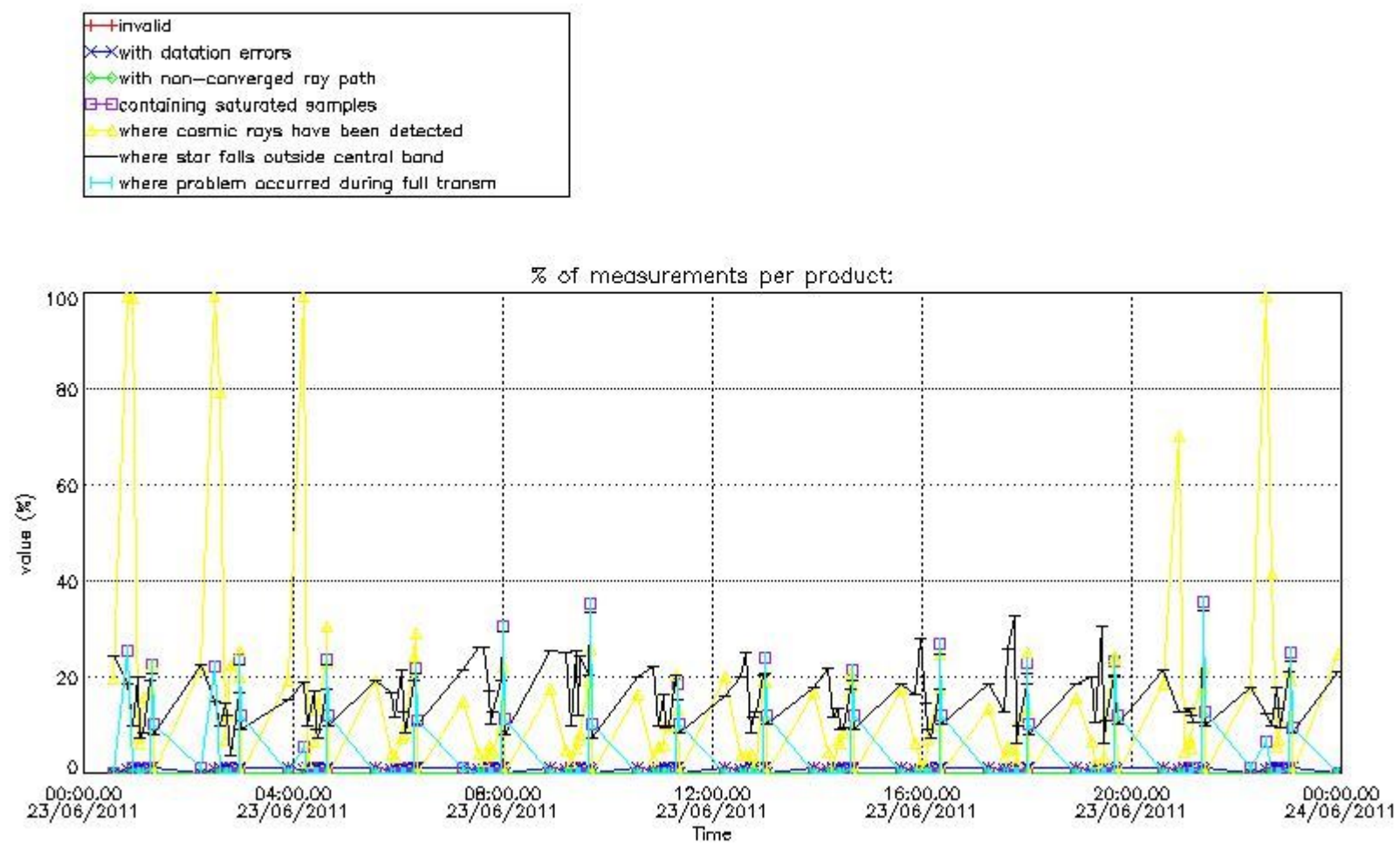


4. Level 1 quality information per product

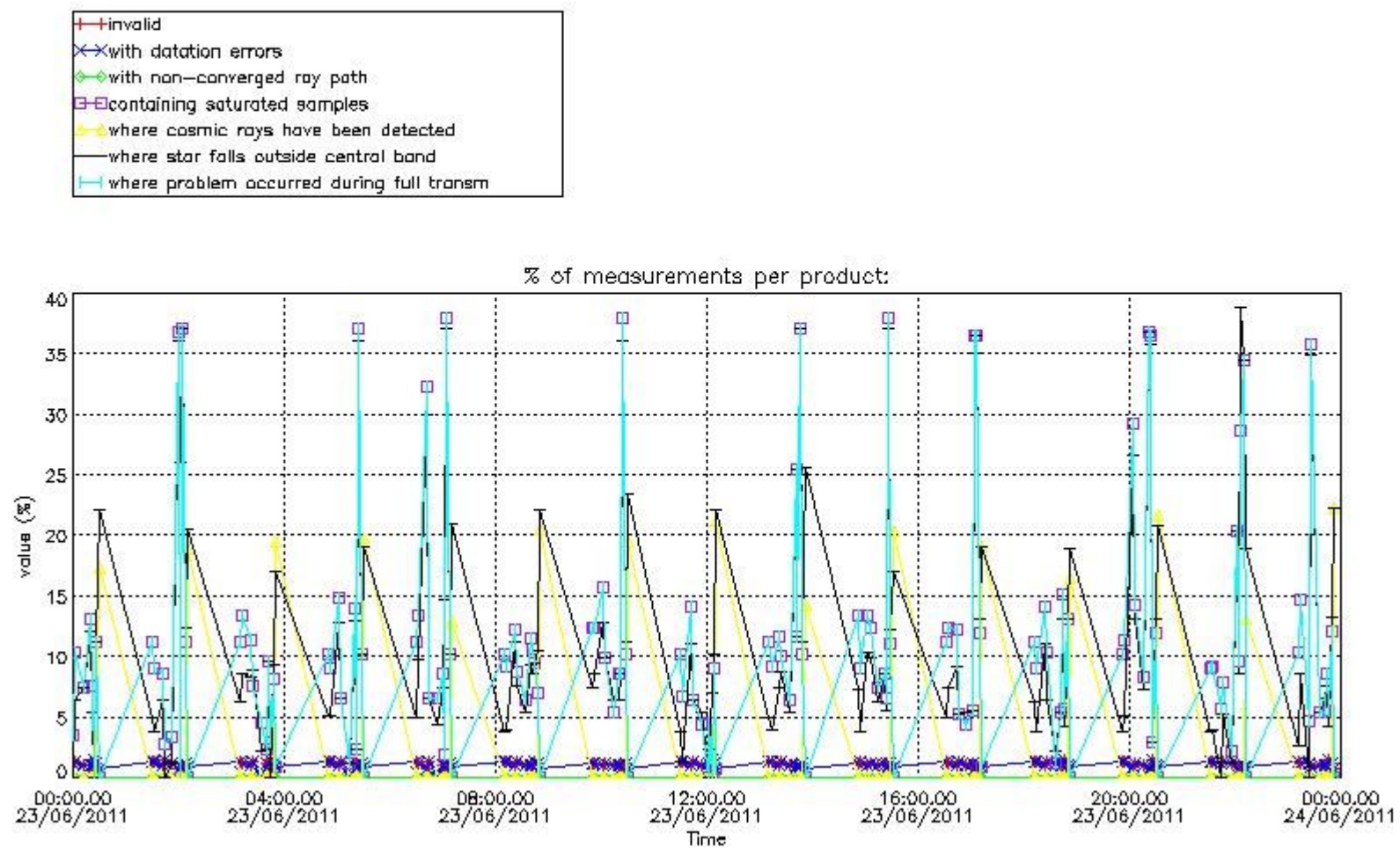
In this section it is plotted some information contained in the Quality Summary data set of the level 2 products that comes from the level 1b processing. Products without errors (error flag in the MPH set to "0") are used.

4.1 Plot quality information per product (time dependant) coming from level 1b processing

4.1.1 Plot level 1 quality information per product (time dependant): ENVISAT ASCENDING passes

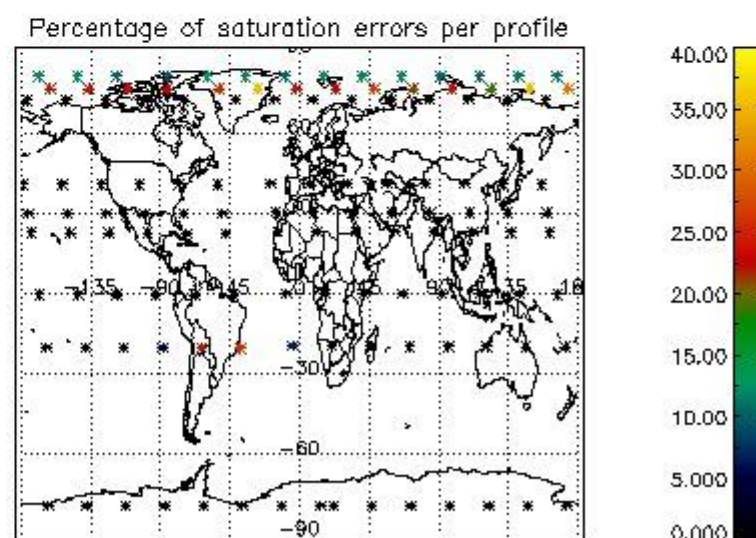
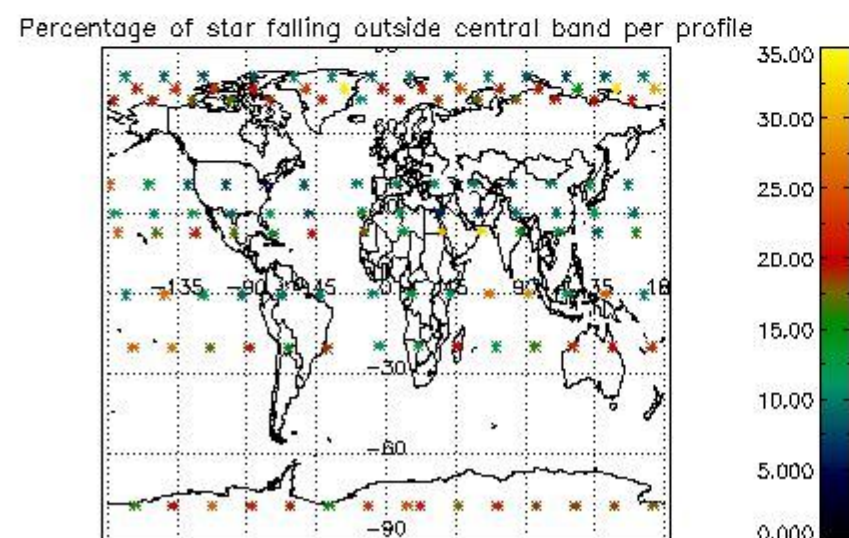
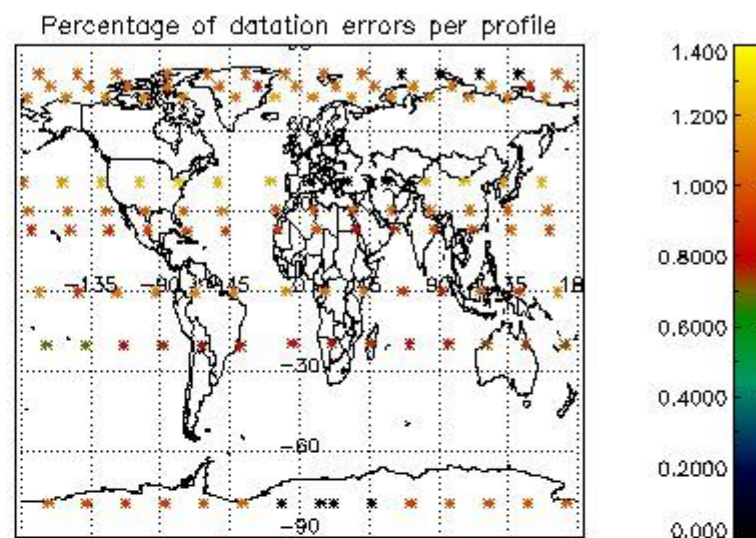
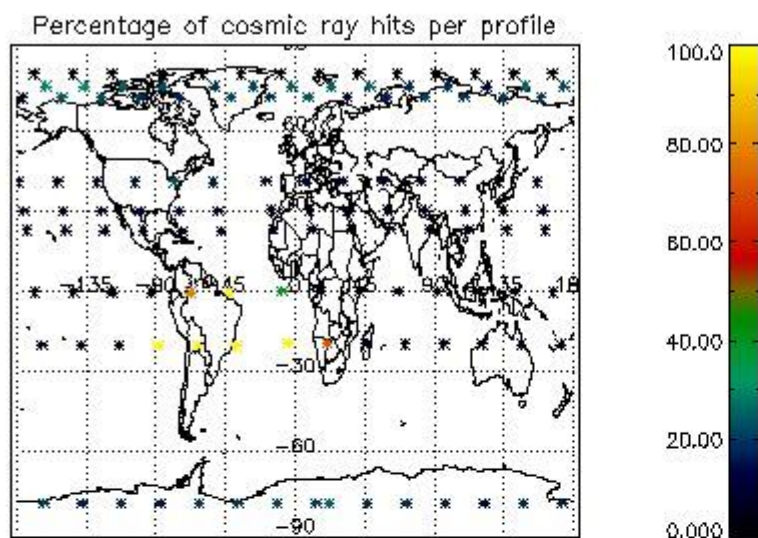


4.1.2 Plot level 1 quality information per product (time dependant): ENVI SAT DESCENDING passes

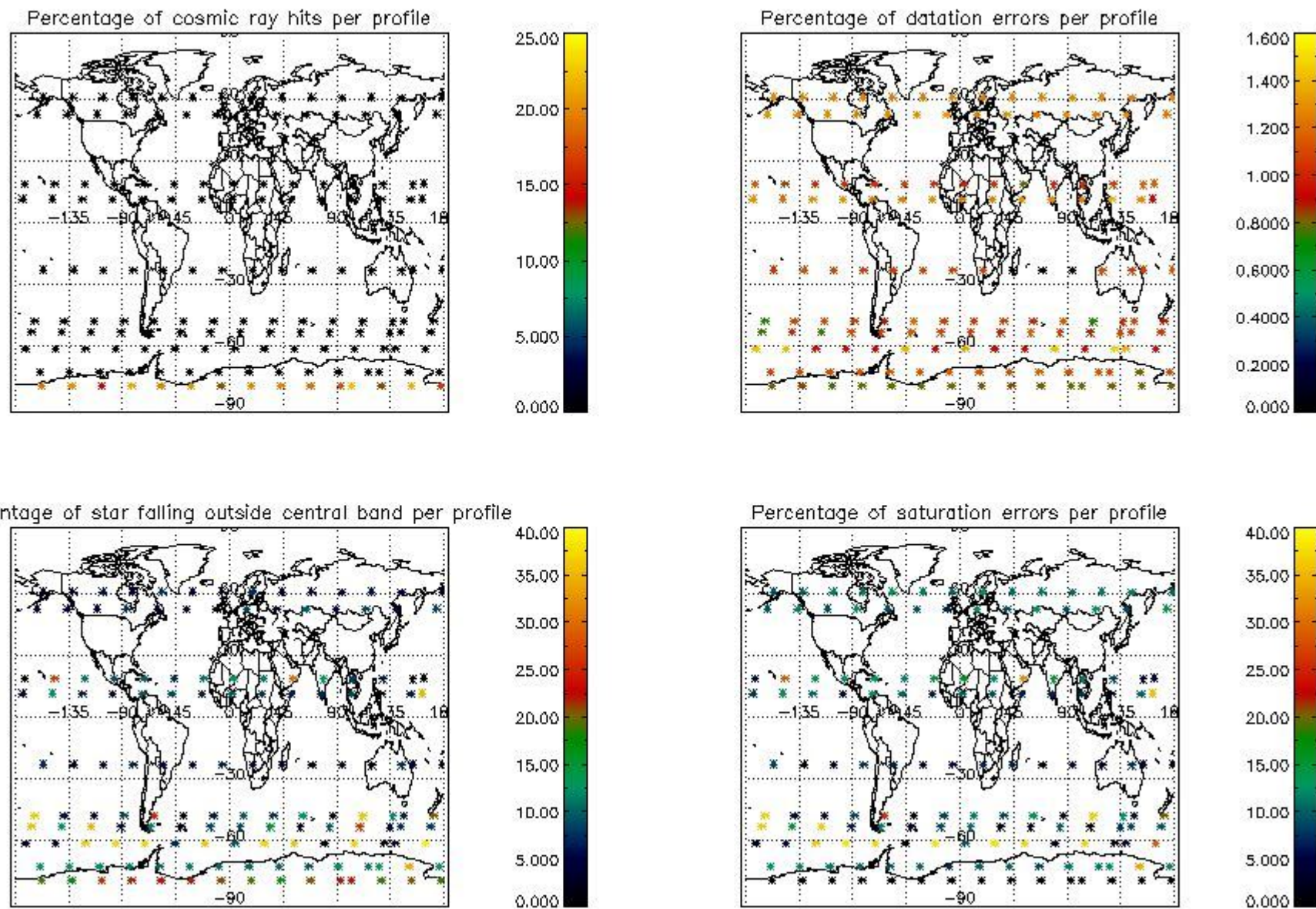


4.2 Plot quality information per product coming from level 1b processing (world map)

4.2.1 Plot level 1 quality information per product (world map): ENVISAT ASCENDING passes



4.2.2 Plot level 1 quality information per product (world map): ENVISAT DESCENDING passes



5. Trace gas profiles

5.1 Ozone statistics based on quality of products

The final quality of the products can be "measured" using the STD (Standard Deviation) attached to every point profile. This information is written to the parameter GOM_NL__2P/NL_LOCAL_SPECIES_DENSITY/o3_std of the level 2 products. The table below shows the statistics for given STD ranges.

The statistics are given with respect to the overall valid production:

- Products without fatal errors: GOM_NL__2P/MPH/PRODUCT_ERR=0
- Valid point profile: GOM_NL__2P/NL_LOCAL_SPECIES_DENSITY/pcd(0)=0

The 'Criteria' is applied to valid points of dark limb products:

- Products in dark limb illumination condition: GOM_NL__2P/NL_SUMMARY_QUALITY/obs_ill_cond=0
- Products without fatal errors: GOM_NL__2P/MPH/PRODUCT_ERR=0
- Valid point profile: GOM_NL__2P/NL_LOCAL_SPECIES_DENSITY/pcd(0)=0

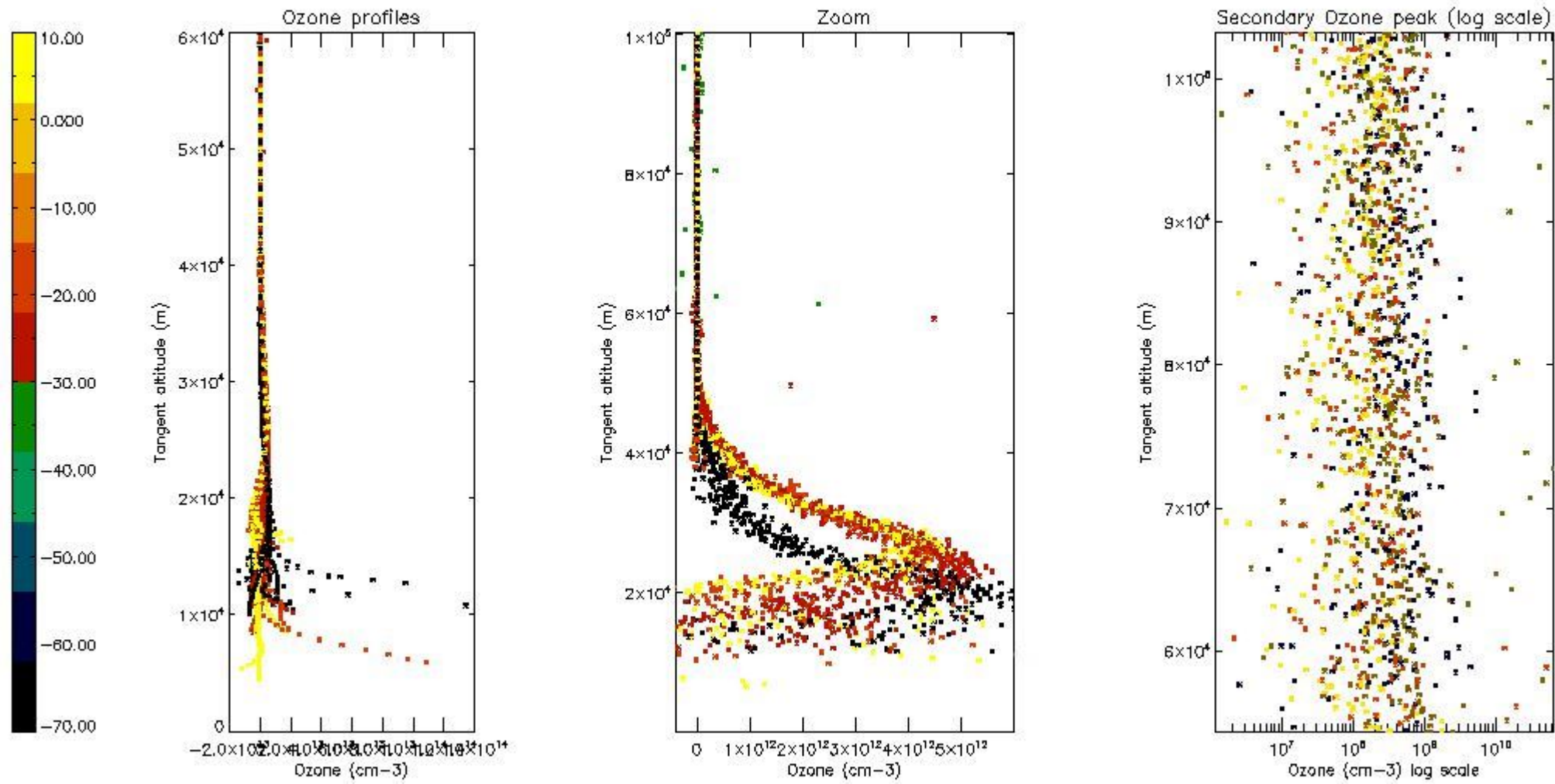
So, the table below shows the percentage of dark limb and valid observations for each criteria with respect to the overall valid daily observations.

Criteria	% of total production
All STD	24
STD < 20	6

STD < 10	4
STD < 5	1

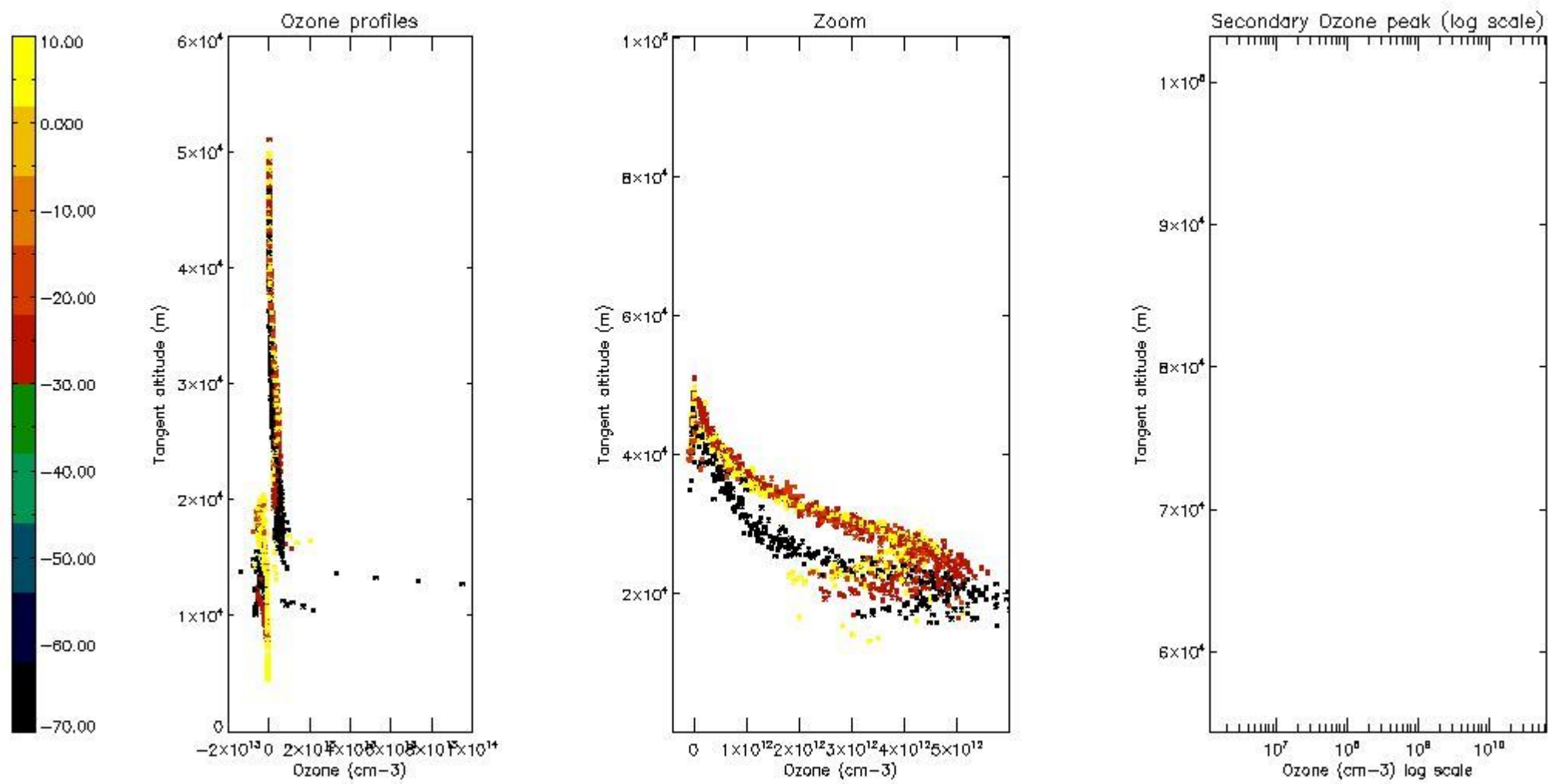
5.2 Plot ozone profiles for all STD (dark without errors)

The colorbar represents the latitude.



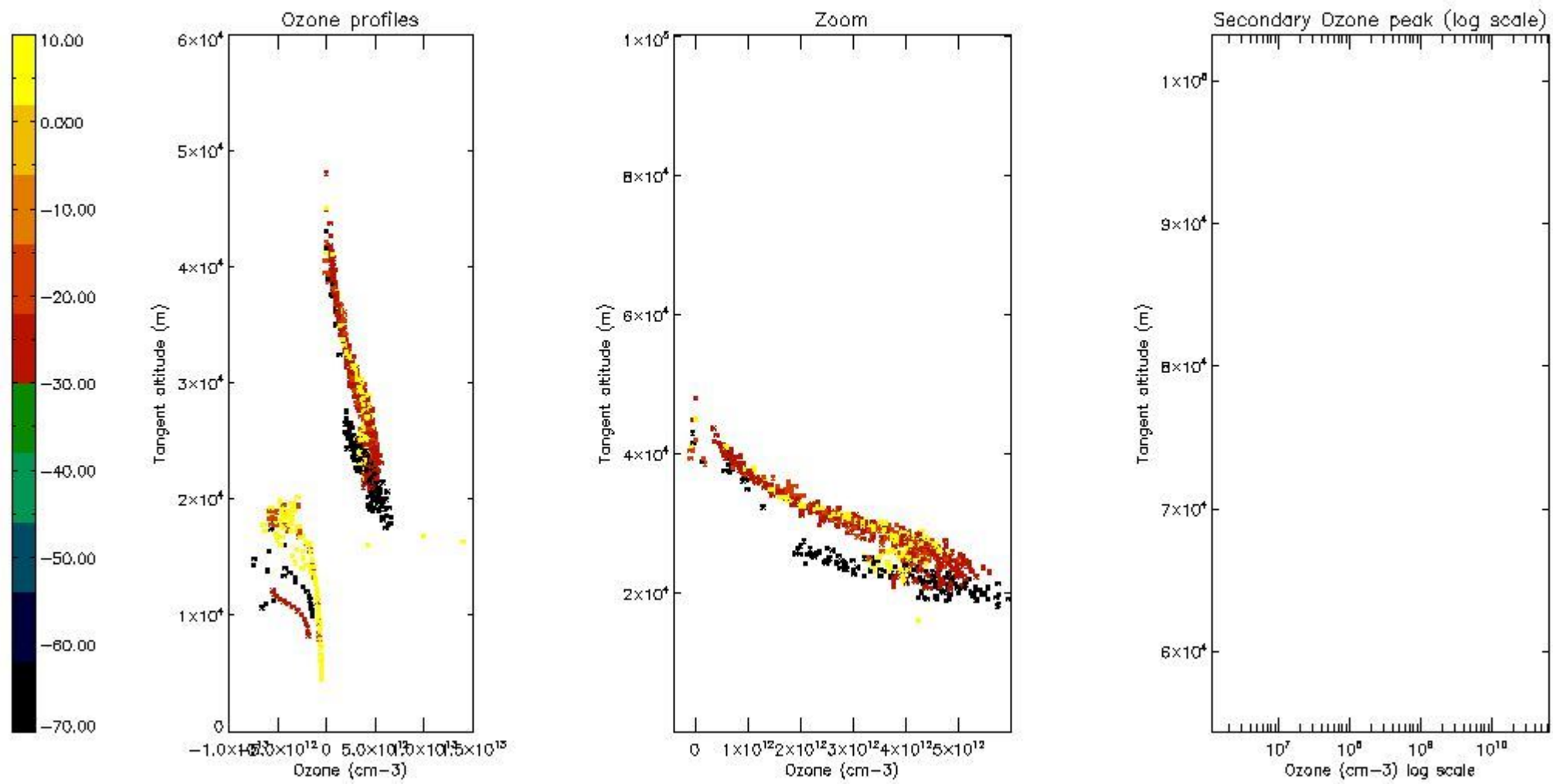
5.3 Plot ozone profiles where STD < 20% (dark without errors)

The colorbar represents the latitude.



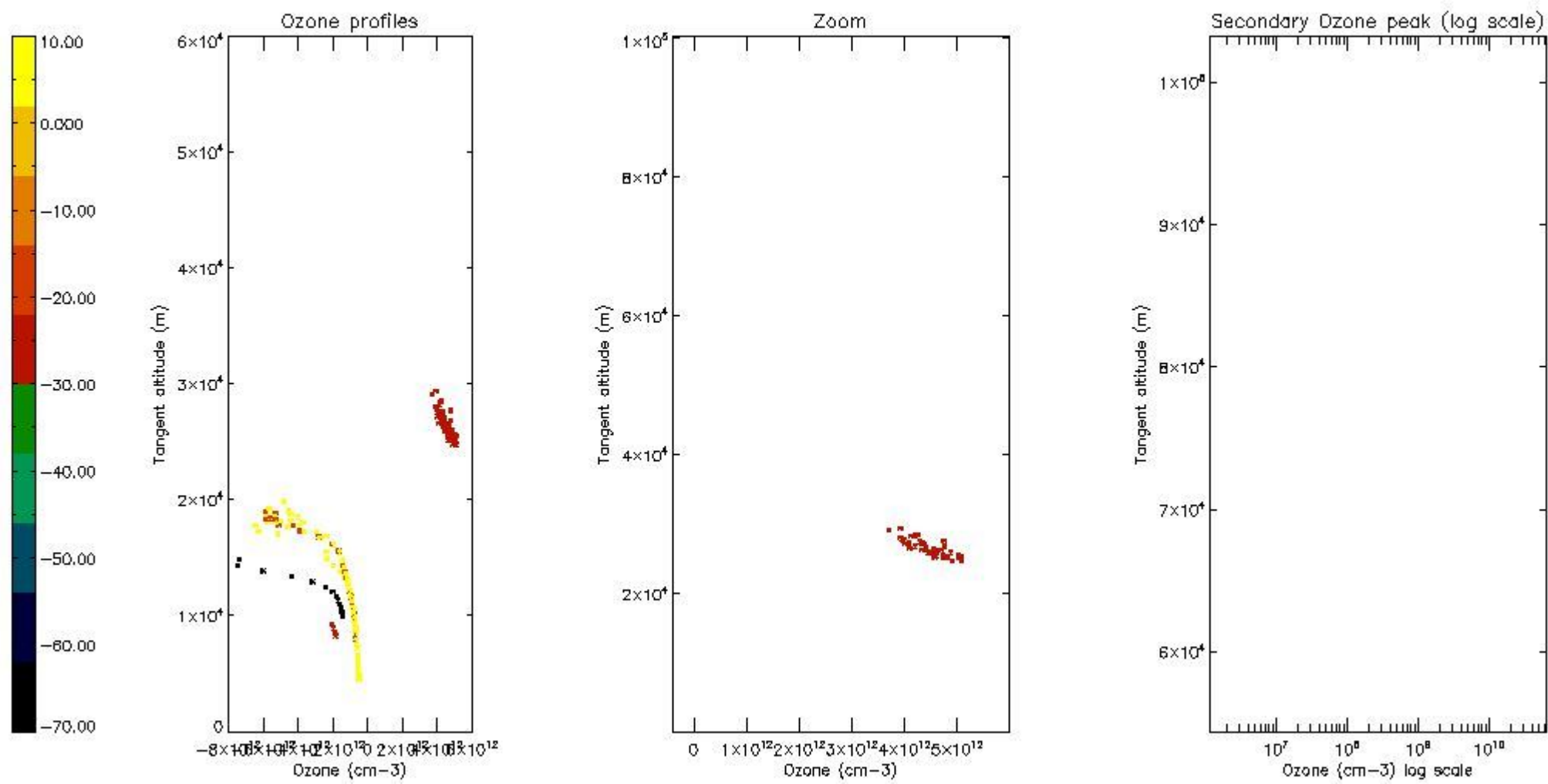
5.4 Plot ozone profiles where $STD < 10\%$ (dark without errors)

The colorbar represents the latitude.



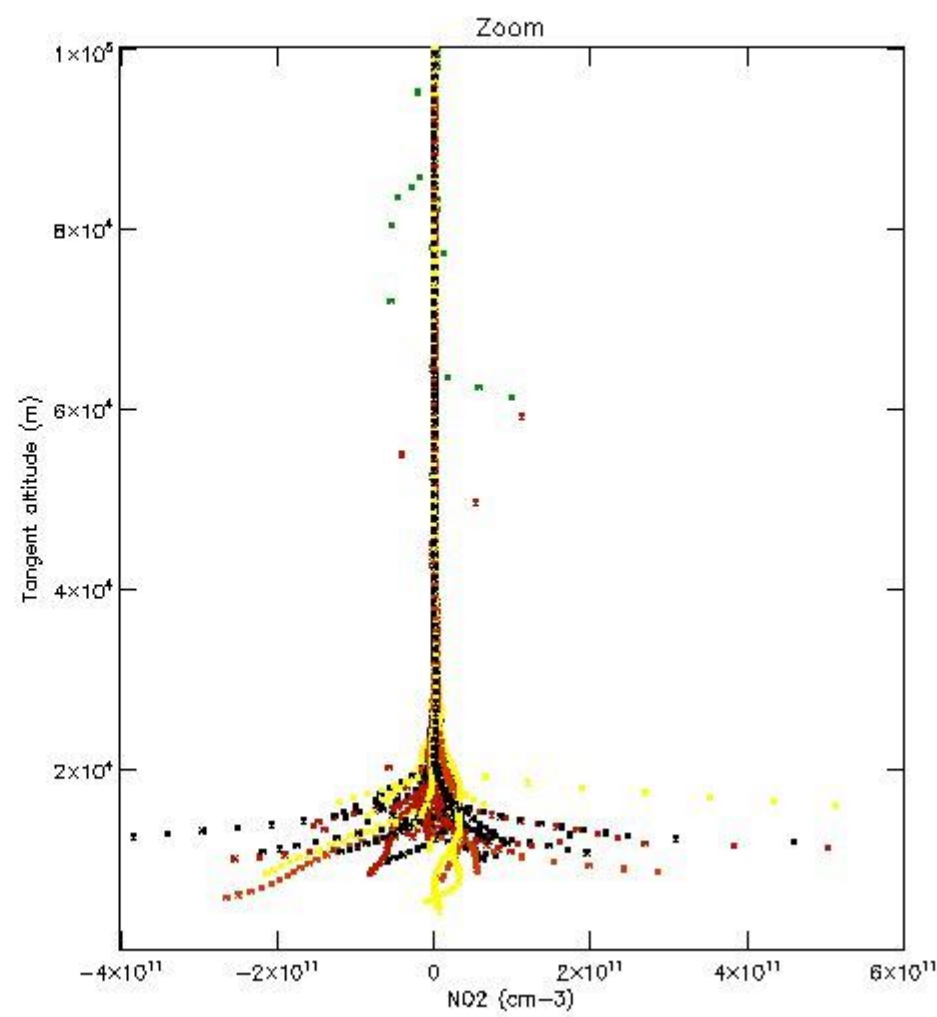
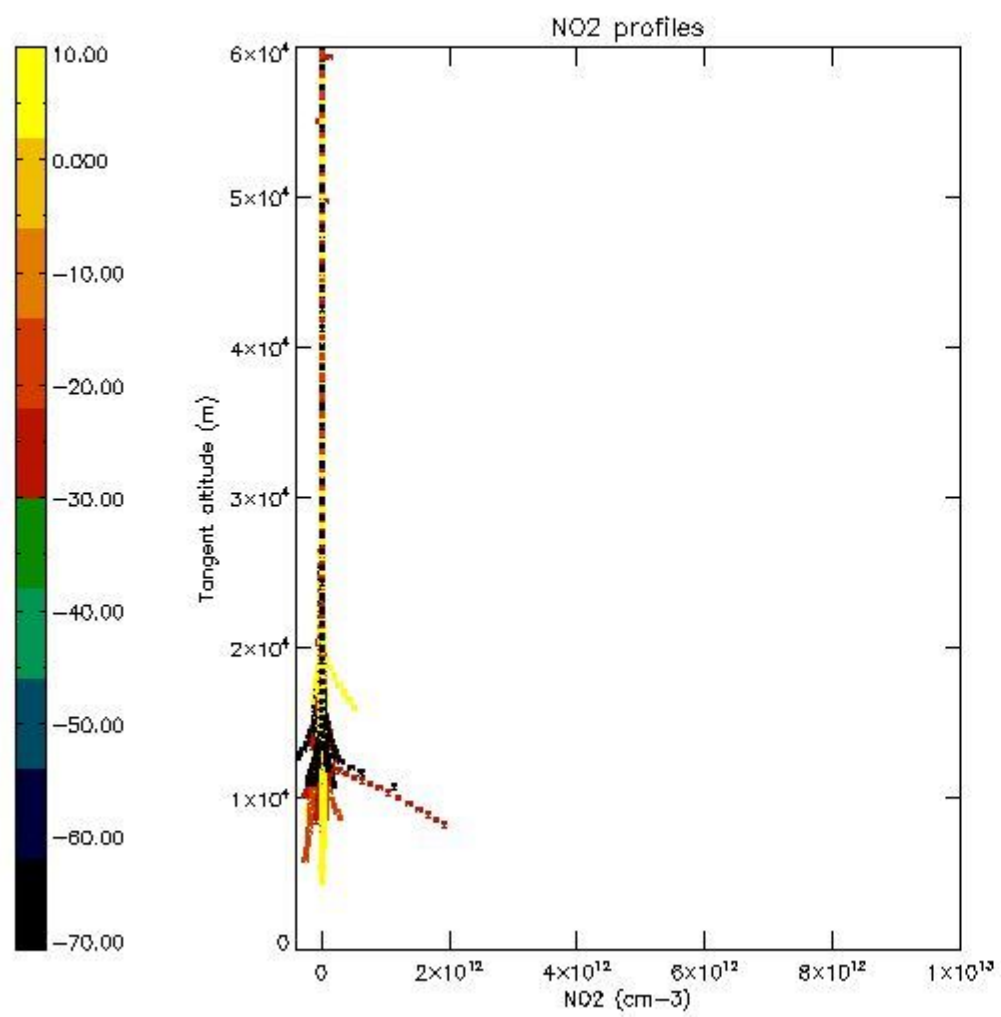
5.5 Plot ozone profiles where $STD < 5\%$ (dark without errors)

The colorbar represents the latitude.



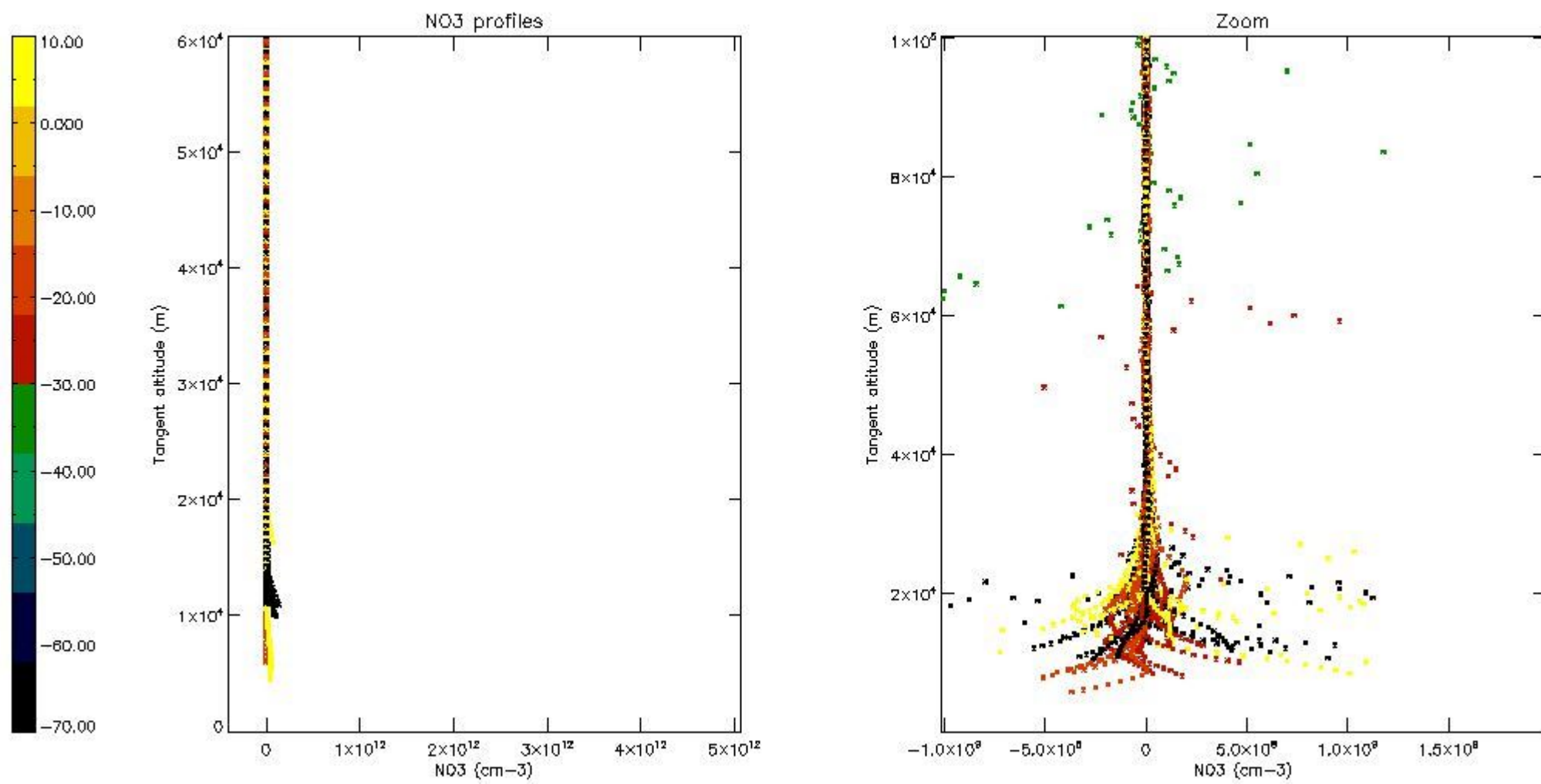
5.6 Plot NO₂ profiles for all STD (dark without errors)

The colorbar represents the latitude.



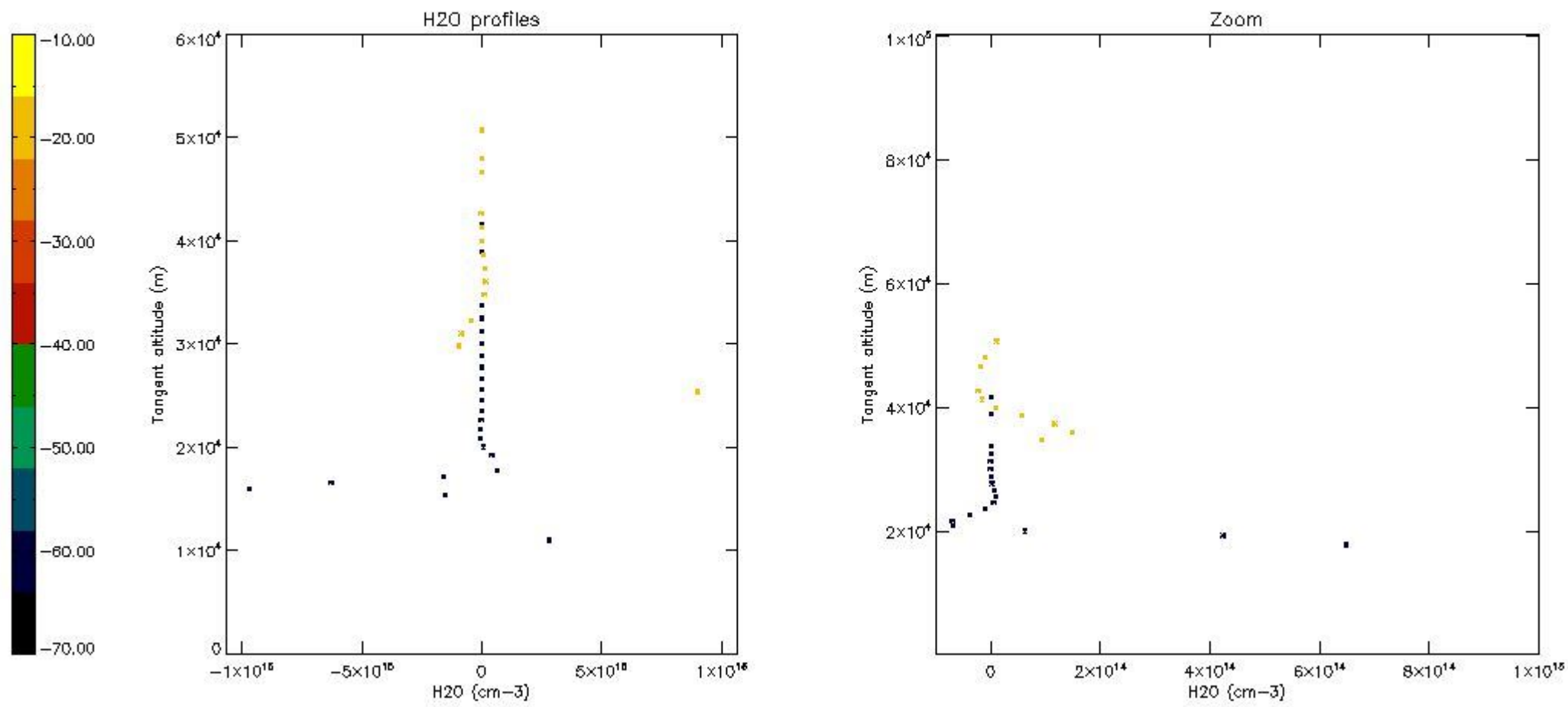
5.7 Plot NO3 profiles for all STD (dark without errors)

The colorbar represents the latitude.



5.8 Plot H₂O profiles for all STD (only for occultations of stars 1,2,3,4,13,14,16,26,63 dark without errors)

The colorbar represents the latitude.



6. Auxiliary Data Files used for the production reported in section 2

The number reported in the third column indicates since which file (see list in section 2) the corresponding auxiliary file has been used. The fourth column is the date of those product files.

Type	Auxiliary Filename	Used since product	Used since product date
INST_PHYS_CHARACTERISTICS	GOM_INS_AXVIEC20091111_143220_20030716_120000_20500101_000000	1	23-JUN-2011 00:00:59
LEVEL-2_PROC_CONFIG	GOM_PR2_AXVIEC20091111_152718_20020301_000000_20500101_000000	1	23-JUN-2011 00:00:59
CROSS_SECTIONS_FILE	GOM_CRS_AXVIEC20091111_154832_20020301_000000_20500101_000000	1	23-JUN-2011 00:00:59

GOMOS Level 2 Daily Report

SUMMARY

[1. General Info](#)

[2. Summary of processed GOM_NL_2P products](#)

[3. Level 2 Quality information per product](#)

[3.1 Plot of level 2 quality information per product \(time dependant\)](#)

[3.2 Plot of level 2 quality information per product \(world map\)](#)

[4. Level 1 Quality information per product \(stored on level 2 products\)](#)

[4.1 Plot of level 1 quality information per product \(time dependant\)](#)

[4.1.1 Plot of level 1 quality information per product \(time dependant\): ASCENDING](#)

[4.1.2 Plot of level 1 quality information per product \(time dependant\): DESCENDING](#)

[4.2 Plot of level 1 quality information per product \(world map\)](#)

[4.2.1 Plot of level 1 quality information per product \(world map\): ASCENDING](#)

[4.2.2 Plot of level 1 quality information per product \(world map\): DESCENDING](#)

[5. Ozone profiles based on quality statistics and other trace gas profiles](#)

[5.1 Ozone statistics based on quality of products](#)

[5.2 Plot ozone profiles for all STD \(dark without errors\)](#)

[5.3 Plot ozone profiles where STD < 20% \(dark without errors\)](#)

[5.4. Plot ozone profiles where STD < 10% \(dark without errors\)](#)

[5.5. Plot ozone profiles where STD < 5% \(dark without errors\)](#)

[5.6 Plot NO2 profiles for all STD \(dark without errors\)](#)

[5.7 Plot NO3 profiles for all STD \(dark without errors\)](#)

[5.8 Plot H2O profiles \(only for occultations of stars 1,2,3,4,13,14,16,26,63 dark without errors\) for all STD](#)

[6. Auxiliary Data Files used for the production reported in section 2](#)

This report presents the daily analysis on parameters extracted from GOMOS level 2 data (GOM_NL__2P). It is intended to monitor some important parameters that will impact the quality of these products. A list of level 2 products (and content) that have arrived during the reporting day to the PCF is also given.

Item	Value
Time of report generation	24APR2013 15:03:49
Data source version	GOMOS/6.01
Start time of products	23-06-2011 (23JUN2011 00:00:00)
Stop time of products	24-06-2011 (24JUN2011 00:00:00)
Store outputs in DB	Yes
Nb of level 2 prods	275
Nb of prods with errors	0

2. Summary of processed GOM_NL__2P products.

Nr	Filename	UTC Start time	Limb	Duration	Star Id	Star Name	Star Mag	Star Temp	Nb Meas	Orbit	Prod. error
1	GOM_NL__2PRFIN20110623_000059_000000433103_00404_48694_7415.N1	23-JUN-2011 00:00:59	Bright	43.000	5	3Alp Lyr	0.033000	11000.	86	48694	No
2	GOM_NL__2PRFIN20110623_000258_000000393103_00404_48694_7416.N1	23-JUN-2011 00:02:58	Bright	39.000	130	23Bet Dra	2.7990	5800.0	78	48694	No
3	GOM_NL__2PRFIN20110623_001239_000000473103_00404_48694_7417.N1	23-JUN-2011 00:12:39	Bright	47.000	89	5Alp Cep	2.4510	8000.0	94	48694	No
4	GOM_NL__2PRFIN20110623_001937_000000503103_00404_48694_7418.N1	23-JUN-2011 00:19:37	Bright	49.500	74	11Bet Cas	2.2680	6600.0	99	48694	No
5	GOM_NL__2PRFIN20110623_002109_000000463103_00404_48694_7419.N1	23-JUN-2011 00:21:09	Bright	46.000	68	18Alp Cas	2.2250	4500.0	92	48694	No
6	GOM_NL__2PRFIN20110623_002328_000000343103_00404_48694_7420.N1	23-JUN-2011 00:23:28	Bright	34.000	160	23Gam Per	2.9300	4700.0	68	48694	No
7	GOM_NL__2PRFIN20110623_002652_000000453103_00404_48694_7421.N1	23-JUN-2011 00:26:52	Bright	44.500	73	57Gam1And	2.2600	13100.	89	48694	No
8	GOM_NL__2PRFIN20110623_002916_000000643103_00404_48694_7422.N1	23-JUN-2011 00:29:16	Twilight	63.500	53	43Bet And	2.0480	3300.0	127	48694	No
9	GOM_NL__2PRFIN20110623_003308_000000543103_00404_48694_7423.N1	23-JUN-2011 00:33:08	Dark	53.500	50	13Alp Ari	2.0070	4250.0	107	48694	No
10	GOM_NL__2PRFIN20110623_005034_000000653103_00404_48694_7424.N1	23-JUN-2011 00:50:34	Dark	64.500	52	16Bet Cet	2.0370	4500.0	129	48694	No
11	GOM_NL__2PRFIN20110623_005608_000000463103_00404_48694_7425.N1	23-JUN-2011 00:56:08	Dark	46.000	84	Alp Phe	2.3970	4500.0	92	48694	No
12	GOM_NL__2PRFIN20110623_010235_000000553103_00405_48695_7418.N1	23-JUN-2011 01:02:35	Dark	55.000	63	Bet Gru	2.1500	2800.0	110	48695	No
13	GOM_NL__2PRFIN20110623_010436_000000483103_00405_48695_7419.N1	23-JUN-2011 01:04:36	Straylight	47.500	31	Alp Gru	1.7340	15200.	95	48695	No
14	GOM_NL__2PRFIN20110623_010741_000000423103_00405_48695_7420.N1	23-JUN-2011 01:07:41	Straylight	41.500	45	Alp Pav	1.9400	26000.	83	48695	No
15	GOM_NL__2PRFIN20110623_011652_000000473103_00405_48695_7421.N1	23-JUN-2011 01:16:52	Twilight	47.000	38	20Eps Sgr	1.8360	11000.	94	48695	No
16	GOM_NL__2PRFIN20110623_011817_000000493103_00405_48695_7422.N1	23-JUN-2011 01:18:17	Bright	48.500	116	19Del Sgr	2.7000	4100.0	97	48695	No
17	GOM_NL__2PRFIN20110623_012025_000000503103_00405_48695_7423.N1	23-JUN-2011 01:20:25	Bright	49.500	155	41Pi Sgr	2.9000	6600.0	99	48695	No
18	GOM_NL__2PRFIN20110623_012913_000000403103_00405_48695_7424.N1	23-JUN-2011 01:29:13	Bright	40.000	126	60Bet Oph	2.7700	4250.0	80	48695	No
19	GOM_NL__2PRFIN20110623_013136_000000393103_00405_48695_7425.N1	23-JUN-2011 01:31:36	Bright	39.000	59	55Alp Oph	2.0800	8900.0	78	48695	No
20	GOM_NL__2PRFIN20110623_014112_000000473103_00405_48695_7426.N1	23-JUN-2011 01:41:12	Bright	47.000	5	3Alp Lyr	0.033000	11000.	94	48695	No
21	GOM_NL__2PRFIN20110623_014312_000000363103_00405_48695_7427.N1	23-JUN-2011 01:43:12	Bright	36.000	130	23Bet Dra	2.7990	5800.0	72	48695	No
22	GOM_NL__2PRFIN20110623_015252_000000453103_00405_48695_7428.N1	23-JUN-2011 01:52:52	Bright	45.000	89	5Alp Cep	2.4510	8000.0	90	48695	No
23	GOM_NL__2PRFIN20110623_015950_000000683103_00405_48695_7429.N1	23-JUN-2011 01:59:50	Bright	68.000	74	11Bet Cas	2.2680	6600.0	136	48695	No
24	GOM_NL__2PRFIN20110623_020123_000000583103_00405_48695_7430.N1	23-JUN-2011 02:01:23	Bright	57.500	68	18Alp Cas	2.2250	4500.0	115	48695	No
25	GOM_NL__2PRFIN20110623_020342_000000543103_00405_48695_7431.N1	23-JUN-2011 02:03:42	Bright	54.000	160	23Gam Per	2.9300	4700.0	108	48695	No
26	GOM_NL__2PRFIN20110623_020706_000000453103_00405_48695_7432.N1	23-JUN-2011 02:07:06	Bright	44.500	73	57Gam1And	2.2600	13100.	89	48695	No
27	GOM_NL__2PRFIN20110623_020930_000000613103_00405_48695_7433.N1	23-JUN-2011 02:09:30	Twilight	61.000	53	43Bet And	2.0480	3300.0	122	48695	No
28	GOM_NL__2PRFIN20110623_021322_000000533103_00405_48695_7434.N1	23-JUN-2011 02:13:22	Dark	53.000	50	13Alp Ari	2.0070	4250.0	106	48695	No
29	GOM_NL__2PRFIN20110623_023050_000000633103_00405_48695_7435.N1	23-JUN-2011 02:30:50	Dark	63.000	52	16Bet Cet	2.0370	4500.0	126	48695	No
30	GOM_NL__2PRFIN20110623_023623_000000463103_00405_48695_7436.N1	23-JUN-2011 02:36:23	Dark	45.500	84	Alp Phe	2.3970	4500.0	91	48695	No
31	GOM_NL__2PRFIN20110623_024250_000000523103_00406_48696_7428.N1	23-JUN-2011 02:42:50	Dark	52.000	63	Bet Gru	2.1500	2800.0	104	48696	No
32	GOM_NL__2PRFIN20110623_024451_000000513103_00406_48696_7429.N1	23-JUN-2011 02:44:51	Straylight	50.500	31	Alp Gru	1.7340	15200.	101	48696	No
33	GOM_NL__2PRFIN20110623_024756_000000403103_00406_48696_7430.N1	23-JUN-2011 02:47:56	Straylight	40.000	45	Alp Pav	1.9400	26000.	80	48696	No
34	GOM_NL__2PRFIN20110623_025706_000000453103_00406_48696_7431.N1	23-JUN-2011 02:57:06	Twilight	45.000	38	20Eps Sgr	1.8360	11000.	90	48696	No
35	GOM_NL__2PRFIN20110623_025831_000000493103_00406_48696_7432.N1	23-JUN-2011 02:58:31	Bright	49.000	116	19Del Sgr	2.7000	4100.0	98	48696	No
36	GOM_NL__2PRFIN20110623_030040_000000513103_00406_48696_7433.N1	23-JUN-2011 03:00:40	Bright	50.500	155	41Pi Sgr	2.9000	6600.0	101	48696	No
37	GOM_NL__2PRFIN20110623_030927_000000403103_00406_48696_7434.N1	23-JUN-2011 03:09:27	Bright	40.000	126	60Bet Oph	2.7700	4250.0	80	48696	No
38	GOM_NL__2PRFIN20110623_031150_000000413103_00406_48696_7435.N1	23-JUN-2011 03:11:50	Bright	41.000	59	55Alp Oph	2.0800	8900.0	82	48696	No
39	GOM_NL__2PRFIN20110623_032125_000000493103_00406_48696_7436.N1	23-JUN-2011 03:21:25	Bright	48.500	5	3Alp Lyr	0.033000	11000.	97	48696	No
40	GOM_NL__2PRFIN20110623_032326_000000403103_00406_48696_7437.N1	23-JUN-2011 03:23:26	Bright	39.500	130	23Bet Dra	2.7990	5800.0	79	48696	No
41	GOM_NL__2PRFIN20110623_033305_000000453103_00406_48696_7438.N1	23-JUN-2011 03:33:05	Bright	45.000	89	5Alp Cep	2.4510	8000.0	90	48696	No
42	GOM_NL__2PRFIN20110623_034004_000000443103_00406_48696_7439.N1	23-JUN-2011 03:40:04	Bright	44.000	74	11Bet Cas	2.2680	6600.0	88	48696	No

43	GOM_NL__2PRFIN20110623_034136_000000473103_00406_48696_7440.N1	23-JUN-2011 03:41:36	Bright	47.000	68	18Alp Cas	2.2250	4500.0	94	48696	No
44	GOM_NL__2PRFIN20110623_034356_000000353103_00406_48696_7441.N1	23-JUN-2011 03:43:56	Bright	35.000	160	23Gam Per	2.9300	4700.0	70	48696	No
45	GOM_NL__2PRFIN20110623_034720_000000433103_00406_48696_7442.N1	23-JUN-2011 03:47:20	Bright	43.000	73	57Gam1And	2.2600	13100.	86	48696	No
46	GOM_NL__2PRFIN20110623_034944_000000593103_00406_48696_7443.N1	23-JUN-2011 03:49:44	Tw_i_and_stray	59.000	53	43Bet And	2.0480	3300.0	118	48696	No
47	GOM_NL__2PRFIN20110623_035337_000000493103_00406_48696_7444.N1	23-JUN-2011 03:53:37	Dark	49.000	50	13Alp Ari	2.0070	4250.0	98	48696	No
48	GOM_NL__2PRFIN20110623_041105_000000663103_00406_48696_7445.N1	23-JUN-2011 04:11:05	Dark	66.000	52	16Bet Cet	2.0370	4500.0	132	48696	No
49	GOM_NL__2PRFIN20110623_041638_000000473103_00406_48696_7446.N1	23-JUN-2011 04:16:38	Dark	46.500	84	Alp Phe	2.3970	4500.0	93	48696	No
50	GOM_NL__2PRFIN20110623_042305_000000533103_00407_48697_7442.N1	23-JUN-2011 04:23:05	Dark	53.000	63	Bet Gru	2.1500	2800.0	106	48697	No
51	GOM_NL__2PRFIN20110623_042506_000000503103_00407_48697_7443.N1	23-JUN-2011 04:25:06	Straylight	49.500	31	Alp Gru	1.7340	15200.	99	48697	No
52	GOM_NL__2PRFIN20110623_042810_000000413103_00407_48697_7444.N1	23-JUN-2011 04:28:10	Straylight	41.000	45	Alp Pav	1.9400	26000.	82	48697	No
53	GOM_NL__2PRFIN20110623_043720_000000463103_00407_48697_7445.N1	23-JUN-2011 04:37:20	Tw_i_and_stray	46.000	38	20Eps Sgr	1.8360	11000.	92	48697	No
54	GOM_NL__2PRFIN20110623_043845_000000493103_00407_48697_7446.N1	23-JUN-2011 04:38:45	Bright	49.000	116	19Del Sgr	2.7000	4100.0	98	48697	No
55	GOM_NL__2PRFIN20110623_044054_000000513103_00407_48697_7447.N1	23-JUN-2011 04:40:54	Bright	50.500	155	41Pi Sgr	2.9000	6600.0	101	48697	No
56	GOM_NL__2PRFIN20110623_044941_000000403103_00407_48697_7448.N1	23-JUN-2011 04:49:41	Bright	39.500	126	60Bet Oph	2.7700	4250.0	79	48697	No
57	GOM_NL__2PRFIN20110623_045204_000000393103_00407_48697_7449.N1	23-JUN-2011 04:52:04	Bright	39.000	59	55Alp Oph	2.0800	8900.0	78	48697	No
58	GOM_NL__2PRFIN20110623_050139_000000513103_00407_48697_7450.N1	23-JUN-2011 05:01:39	Bright	50.500	5	3Alp Lyr	0.033000	11000.	101	48697	No
59	GOM_NL__2PRFIN20110623_050339_000000393103_00407_48697_7451.N1	23-JUN-2011 05:03:39	Bright	38.500	130	23Bet Dra	2.7990	5800.0	77	48697	No
60	GOM_NL__2PRFIN20110623_051318_000000443103_00407_48697_7452.N1	23-JUN-2011 05:13:18	Bright	44.000	89	5Alp Cep	2.4510	8000.0	88	48697	No
61	GOM_NL__2PRFIN20110623_052017_000000503103_00407_48697_7453.N1	23-JUN-2011 05:20:17	Bright	50.000	74	11Bet Cas	2.2680	6600.0	100	48697	No
62	GOM_NL__2PRFIN20110623_052150_000000443103_00407_48697_7454.N1	23-JUN-2011 05:21:50	Bright	43.500	68	18Alp Cas	2.2250	4500.0	87	48697	No
63	GOM_NL__2PRFIN20110623_052410_000000543103_00407_48697_7455.N1	23-JUN-2011 05:24:10	Bright	54.000	160	23Gam Per	2.9300	4700.0	108	48697	No
64	GOM_NL__2PRFIN20110623_052734_000000453103_00407_48697_7456.N1	23-JUN-2011 05:27:34	Bright	44.500	73	57Gam1And	2.2600	13100.	89	48697	No
65	GOM_NL__2PRFIN20110623_052958_000000613103_00407_48697_7457.N1	23-JUN-2011 05:29:58	Tw_i_and_stray	60.500	53	43Bet And	2.0480	3300.0	121	48697	No
66	GOM_NL__2PRFIN20110623_053351_000000523103_00407_48697_7458.N1	23-JUN-2011 05:33:51	Dark	51.500	50	13Alp Ari	2.0070	4250.0	103	48697	No
67	GOM_NL__2PRFIN20110623_055121_000000633103_00407_48697_7459.N1	23-JUN-2011 05:51:21	Dark	62.500	52	16Bet Cet	2.0370	4500.0	125	48697	No
68	GOM_NL__2PRFIN20110623_055653_000000473103_00407_48697_7460.N1	23-JUN-2011 05:56:53	Dark	47.000	84	Alp Phe	2.3970	4500.0	94	48697	No
69	GOM_NL__2PRFIN20110623_060320_000000563103_00408_48698_7452.N1	23-JUN-2011 06:03:20	Dark	56.000	63	Bet Gru	2.1500	2800.0	112	48698	No
70	GOM_NL__2PRFIN20110623_060521_000000513103_00408_48698_7453.N1	23-JUN-2011 06:05:21	Straylight	51.000	31	Alp Gru	1.7340	15200.	102	48698	No
71	GOM_NL__2PRFIN20110623_060825_000000423103_00408_48698_7454.N1	23-JUN-2011 06:08:25	Straylight	41.500	45	Alp Pav	1.9400	26000.	83	48698	No
72	GOM_NL__2PRFIN20110623_061735_000000473103_00408_48698_7455.N1	23-JUN-2011 06:17:35	Tw_i_and_stray	47.000	38	20Eps Sgr	1.8360	11000.	94	48698	No
73	GOM_NL__2PRFIN20110623_061900_000000483103_00408_48698_7456.N1	23-JUN-2011 06:19:00	Bright	48.000	116	19Del Sgr	2.7000	4100.0	96	48698	No
74	GOM_NL__2PRFIN20110623_062108_000000503103_00408_48698_7457.N1	23-JUN-2011 06:21:08	Bright	50.000	155	41Pi Sgr	2.9000	6600.0	100	48698	No
75	GOM_NL__2PRFIN20110623_062954_000000403103_00408_48698_7458.N1	23-JUN-2011 06:29:54	Bright	40.000	126	60Bet Oph	2.7700	4250.0	80	48698	No
76	GOM_NL__2PRFIN20110623_063218_000000413103_00408_48698_7459.N1	23-JUN-2011 06:32:18	Bright	41.000	59	55Alp Oph	2.0800	8900.0	82	48698	No
77	GOM_NL__2PRFIN20110623_064152_000000643103_00408_48698_7460.N1	23-JUN-2011 06:41:52	Bright	63.500	5	3Alp Lyr	0.033000	11000.	127	48698	No
78	GOM_NL__2PRFIN20110623_064353_000000393103_00408_48698_7461.N1	23-JUN-2011 06:43:53	Bright	38.500	130	23Bet Dra	2.7990	5800.0	77	48698	No
79	GOM_NL__2PRFIN20110623_065332_000000463103_00408_48698_7462.N1	23-JUN-2011 06:53:32	Bright	45.500	89	5Alp Cep	2.4510	8000.0	91	48698	No
80	GOM_NL__2PRFIN20110623_070031_000000473103_00408_48698_7463.N1	23-JUN-2011 07:00:31	Bright	47.000	74	11Bet Cas	2.2680	6600.0	94	48698	No
81	GOM_NL__2PRFIN20110623_070204_000000513103_00408_48698_7464.N1	23-JUN-2011 07:02:04	Bright	51.000	68	18Alp Cas	2.2250	4500.0	102	48698	No
82	GOM_NL__2PRFIN20110623_070424_000000543103_00408_48698_7465.N1	23-JUN-2011 07:04:24	Bright	54.000	160	23Gam Per	2.9300	4700.0	108	48698	No
83	GOM_NL__2PRFIN20110623_070748_000000453103_00408_48698_7466.N1	23-JUN-2011 07:07:48	Bright	44.500	73	57Gam1And	2.2600	13100.	89	48698	No
84	GOM_NL__2PRFIN20110623_071012_000000623103_00408_48698_7467.N1	23-JUN-2011 07:10:12	Tw_i_and_stray	62.000	53	43Bet And	2.0480	3300.0	124	48698	No
85	GOM_NL__2PRFIN20110623_071405_000000543103_00408_48698_7468.N1	23-JUN-2011 07:14:05	Dark	53.500	50	13Alp Ari	2.0070	4250.0	107	48698	No
86	GOM_NL__2PRFIN20110623_073136_000000733103_00408_48698_7469.N1	23-JUN-2011 07:31:36	Dark	72.500	52	16Bet Cet	2.0370	4500.0	145	48698	No
87	GOM_NL__2PRFIN20110623_073708_000000563103_00408_48698_7470.N1	23-JUN-2011 07:37:08	Dark	55.500	84	Alp Phe	2.3970	4500.0	111	48698	No
88	GOM_NL__2PRFIN20110623_074335_000000533103_00409_48699_7482.N1	23-JUN-2011 07:43:35	Dark	52.500	63	Bet Gru	2.1500	2800.0	105	48699	No
89	GOM_NL__2PRFIN20110623_074536_000000503103_00409_48699_7483.N1	23-JUN-2011 07:45:36	Straylight	49.500	31	Alp Gru	1.7340	15200.	99	48699	No
90	GOM_NL__2PRFIN20110623_074839_000000443103_00409_48699_7484.N1	23-JUN-2011 07:48:39	Straylight	43.500	45	Alp Pav	1.9400	26000.	87	48699	No
91	GOM_NL__2PRFIN20110623_075749_000000473103_00409_48699_7485.N1	23-JUN-2011 07:57:49	Tw_i_and_stray	47.000	38	20Eps Sgr	1.8360	11000.	94	48699	No
92	GOM_NL__2PRFIN20110623_075914_000000543103_00409_48699_7486.N1	23-JUN-2011 07:59:14	Bright	54.000	116	19Del Sgr	2.7000	4100.0	108	48699	No
93	GOM_NL__2PRFIN20110623_080122_000000503103_00409_48699_7487.N1	23-JUN-2011 08:01:22	Bright	49.500	155	41Pi Sgr	2.9000	6600.0	99	48699	No
94	GOM_NL__2PRFIN20110623_081008_000000403103_00409_48699_7488.N1	23-JUN-2011 08:10:08	Bright	39.500	126	60Bet Oph	2.7700	4250.0	79	48699	No
95	GOM_NL__2PRFIN20110623_081232_000000393103_00409_48699_7489.N1	23-JUN-2011 08:12:32	Bright	38.500	59	55Alp Oph	2.0800	8900.0	77	48699	No
96	GOM_NL__2PRFIN20110623_082206_000000493103_00409_48699_7490.N1	23-JUN-2011 08:22:06	Bright	49.000	5	3Alp Lyr	0.033000	11000.	98	48699	No
97	GOM_NL__2PRFIN20110623_082407_000000403103_00409_48699_7491.N1	23-JUN-2011 08:24:07	Bright	40.000	130	23Bet Dra	2.7990	5800.0	80	48699	No
98	GOM_NL__2PRFIN20110623_083345_000000473103_00409_48699_7492.N1	23-JUN-2011 08:33:45	Bright	46.500	89	5Alp Cep	2.4510	8000.0	93	48699	No
99	GOM_NL__2PRFIN20110623_084044_000000483103_00409_48699_7493.N1	23-JUN-2011 08:40:44	Bright	48.000	74	11Bet Cas	2.2680	6600.0	96	48699	No
100	GOM_NL__2PRFIN20110623_084217_000000473103_00409_48699_7494.N1	23-JUN-2011 08:42:17	Bright	47.000	68	18Alp Cas	2.2250	4500.0	94	48699	No
101	GOM_NL__2PRFIN20110623_084438_000000373103_00409_48699_7495.N1	23-JUN-2011 08:44:38	Bright	37.000	160	23Gam Per	2.9300	4700.0	74	48699	No

102	GOM_NL__2PRFIN20110623_084802_000000433103_00409_48699_7496.N1	23-JUN-2011 08:48:02	Bright	43.000	73	57Gam1And	2.2600	13100.	86	48699	No
103	GOM_NL__2PRFIN20110623_085026_000000643103_00409_48699_7497.N1	23-JUN-2011 08:50:26	Tw_i_and_stray	63.500	53	43Bet And	2.0480	3300.0	127	48699	No
104	GOM_NL__2PRFIN20110623_085419_000000553103_00409_48699_7498.N1	23-JUN-2011 08:54:19	Dark	55.000	50	13Alp Ari	2.0070	4250.0	110	48699	No
105	GOM_NL__2PRFIN20110623_091151_000000723103_00409_48699_7499.N1	23-JUN-2011 09:11:51	Dark	71.500	52	16Bet Cet	2.0370	4500.0	143	48699	No
106	GOM_NL__2PRFIN20110623_091723_000000463103_00409_48699_7500.N1	23-JUN-2011 09:17:23	Dark	46.000	84	Alp Phe	2.3970	4500.0	92	48699	No
107	GOM_NL__2PRFIN20110623_092350_000000593103_00410_48700_7512.N1	23-JUN-2011 09:23:50	Dark	59.000	63	Bet Gru	2.1500	2800.0	118	48700	No
108	GOM_NL__2PRFIN20110623_092551_000000513103_00410_48700_7513.N1	23-JUN-2011 09:25:51	Straylight	50.500	31	Alp Gru	1.7340	15200.	101	48700	No
109	GOM_NL__2PRFIN20110623_092854_000000503103_00410_48700_7514.N1	23-JUN-2011 09:28:54	Straylight	49.500	45	Alp Pav	1.9400	26000.	99	48700	No
110	GOM_NL__2PRFIN20110623_093804_000000473103_00410_48700_7515.N1	23-JUN-2011 09:38:04	Tw_i_and_stray	47.000	38	20Eps Sgr	1.8360	11000.	94	48700	No
111	GOM_NL__2PRFIN20110623_093928_000000583103_00410_48700_7516.N1	23-JUN-2011 09:39:28	Bright	58.000	116	19Del Sgr	2.7000	4100.0	116	48700	No
112	GOM_NL__2PRFIN20110623_094137_000000493103_00410_48700_7517.N1	23-JUN-2011 09:41:37	Bright	48.500	155	41Pi Sgr	2.9000	6600.0	97	48700	No
113	GOM_NL__2PRFIN20110623_095022_000000413103_00410_48700_7518.N1	23-JUN-2011 09:50:22	Bright	40.500	126	60Bet Oph	2.7700	4250.0	81	48700	No
114	GOM_NL__2PRFIN20110623_095245_000000413103_00410_48700_7519.N1	23-JUN-2011 09:52:45	Bright	40.500	59	55Alp Oph	2.0800	8900.0	81	48700	No
115	GOM_NL__2PRFIN20110623_100218_000000513103_00410_48700_7520.N1	23-JUN-2011 10:02:18	Bright	51.000	5	3Alp Lyr	0.033000	11000.	102	48700	No
116	GOM_NL__2PRFIN20110623_100421_000000413103_00410_48700_7521.N1	23-JUN-2011 10:04:21	Bright	40.500	130	23Bet Dra	2.7990	5800.0	81	48700	No
117	GOM_NL__2PRFIN20110623_101358_000000473103_00410_48700_7522.N1	23-JUN-2011 10:13:58	Bright	47.000	89	5Alp Cep	2.4510	8000.0	94	48700	No
118	GOM_NL__2PRFIN20110623_102058_000000473103_00410_48700_7523.N1	23-JUN-2011 10:20:58	Bright	47.000	74	11Bet Cas	2.2680	6600.0	94	48700	No
119	GOM_NL__2PRFIN20110623_102231_000000473103_00410_48700_7524.N1	23-JUN-2011 10:22:31	Bright	46.500	68	18Alp Cas	2.2250	4500.0	93	48700	No
120	GOM_NL__2PRFIN20110623_102452_000000543103_00410_48700_7525.N1	23-JUN-2011 10:24:52	Bright	54.000	160	23Gam Per	2.9300	4700.0	108	48700	No
121	GOM_NL__2PRFIN20110623_102815_000000453103_00410_48700_7526.N1	23-JUN-2011 10:28:15	Bright	44.500	73	57Gam1And	2.2600	13100.	89	48700	No
122	GOM_NL__2PRFIN20110623_103040_000000643103_00410_48700_7527.N1	23-JUN-2011 10:30:40	Tw_i_and_stray	64.000	53	43Bet And	2.0480	3300.0	128	48700	No
123	GOM_NL__2PRFIN20110623_103434_000000533103_00410_48700_7528.N1	23-JUN-2011 10:34:34	Dark	52.500	50	13Alp Ari	2.0070	4250.0	105	48700	No
124	GOM_NL__2PRFIN20110623_105207_000000683103_00410_48700_7529.N1	23-JUN-2011 10:52:07	Dark	68.000	52	16Bet Cet	2.0370	4500.0	136	48700	No
125	GOM_NL__2PRFIN20110623_105738_000000463103_00410_48700_7530.N1	23-JUN-2011 10:57:38	Dark	45.500	84	Alp Phe	2.3970	4500.0	91	48700	No
126	GOM_NL__2PRFIN20110623_110405_000000533103_00411_48701_7543.N1	23-JUN-2011 11:04:05	Dark	52.500	63	Bet Gru	2.1500	2800.0	105	48701	No
127	GOM_NL__2PRFIN20110623_110606_000000493103_00411_48701_7544.N1	23-JUN-2011 11:06:06	Straylight	48.500	31	Alp Gru	1.7340	15200.	97	48701	No
128	GOM_NL__2PRFIN20110623_110908_000000423103_00411_48701_7545.N1	23-JUN-2011 11:09:08	Straylight	41.500	45	Alp Pav	1.9400	26000.	83	48701	No
129	GOM_NL__2PRFIN20110623_111818_000000473103_00411_48701_7546.N1	23-JUN-2011 11:18:18	Tw_i_and_stray	47.000	38	20Eps Sgr	1.8360	11000.	94	48701	No
130	GOM_NL__2PRFIN20110623_111942_000000463103_00411_48701_7547.N1	23-JUN-2011 11:19:42	Bright	45.500	116	19Del Sgr	2.7000	4100.0	91	48701	No
131	GOM_NL__2PRFIN20110623_112151_000000493103_00411_48701_7548.N1	23-JUN-2011 11:21:51	Bright	48.500	155	41Pi Sgr	2.9000	6600.0	97	48701	No
132	GOM_NL__2PRFIN20110623_113036_000000403103_00411_48701_7549.N1	23-JUN-2011 11:30:36	Bright	39.500	126	60Bet Oph	2.7700	4250.0	79	48701	No
133	GOM_NL__2PRFIN20110623_113259_000000383103_00411_48701_7550.N1	23-JUN-2011 11:32:59	Bright	37.500	59	55Alp Oph	2.0800	8900.0	75	48701	No
134	GOM_NL__2PRFIN20110623_114232_000000503103_00411_48701_7551.N1	23-JUN-2011 11:42:32	Bright	49.500	5	3Alp Lyr	0.033000	11000.	99	48701	No
135	GOM_NL__2PRFIN20110623_114434_000000393103_00411_48701_7552.N1	23-JUN-2011 11:44:34	Bright	39.000	130	23Bet Dra	2.7990	5800.0	78	48701	No
136	GOM_NL__2PRFIN20110623_115412_000000473103_00411_48701_7553.N1	23-JUN-2011 11:54:12	Bright	46.500	89	5Alp Cep	2.4510	8000.0	93	48701	No
137	GOM_NL__2PRFIN20110623_120111_000000433103_00411_48701_7554.N1	23-JUN-2011 12:01:11	Bright	42.500	74	11Bet Cas	2.2680	6600.0	85	48701	No
138	GOM_NL__2PRFIN20110623_120245_000000443103_00411_48701_7555.N1	23-JUN-2011 12:02:45	Bright	44.000	68	18Alp Cas	2.2250	4500.0	88	48701	No
139	GOM_NL__2PRFIN20110623_120506_000000363103_00411_48701_7556.N1	23-JUN-2011 12:05:06	Bright	36.000	160	23Gam Per	2.9300	4700.0	72	48701	No
140	GOM_NL__2PRFIN20110623_120829_000000453103_00411_48701_7557.N1	23-JUN-2011 12:08:29	Bright	44.500	73	57Gam1And	2.2600	13100.	89	48701	No
141	GOM_NL__2PRFIN20110623_121054_000000643103_00411_48701_7558.N1	23-JUN-2011 12:10:54	Tw_i_and_stray	63.500	53	43Bet And	2.0480	3300.0	127	48701	No
142	GOM_NL__2PRFIN20110623_121448_000000503103_00411_48701_7559.N1	23-JUN-2011 12:14:48	Dark	50.000	50	13Alp Ari	2.0070	4250.0	100	48701	No
143	GOM_NL__2PRFIN20110623_123222_000000673103_00411_48701_7560.N1	23-JUN-2011 12:32:22	Dark	67.000	52	16Bet Cet	2.0370	4500.0	134	48701	No
144	GOM_NL__2PRFIN20110623_123753_000000563103_00411_48701_7561.N1	23-JUN-2011 12:37:53	Dark	55.500	84	Alp Phe	2.3970	4500.0	111	48701	No
145	GOM_NL__2PRFIN20110623_124419_000000493103_00412_48702_7597.N1	23-JUN-2011 12:44:19	Dark	48.500	63	Bet Gru	2.1500	2800.0	97	48702	No
146	GOM_NL__2PRFIN20110623_124621_000000513103_00412_48702_7598.N1	23-JUN-2011 12:46:21	Straylight	51.000	31	Alp Gru	1.7340	15200.	102	48702	No
147	GOM_NL__2PRFIN20110623_124923_000000443103_00412_48702_7599.N1	23-JUN-2011 12:49:23	Straylight	43.500	45	Alp Pav	1.9400	26000.	87	48702	No
148	GOM_NL__2PRFIN20110623_125832_000000473103_00412_48702_7600.N1	23-JUN-2011 12:58:32	Tw_i_and_stray	47.000	38	20Eps Sgr	1.8360	11000.	94	48702	No
149	GOM_NL__2PRFIN20110623_125956_000000483103_00412_48702_7601.N1	23-JUN-2011 12:59:56	Bright	48.000	116	19Del Sgr	2.7000	4100.0	96	48702	No
150	GOM_NL__2PRFIN20110623_130205_000000503103_00412_48702_7602.N1	23-JUN-2011 13:02:05	Bright	50.000	155	41Pi Sgr	2.9000	6600.0	100	48702	No
151	GOM_NL__2PRFIN20110623_131050_000000403103_00412_48702_7603.N1	23-JUN-2011 13:10:50	Bright	40.000	126	60Bet Oph	2.7700	4250.0	80	48702	No
152	GOM_NL__2PRFIN20110623_131313_000000393103_00412_48702_7604.N1	23-JUN-2011 13:13:13	Bright	38.500	59	55Alp Oph	2.0800	8900.0	77	48702	No
153	GOM_NL__2PRFIN20110623_132245_000000473103_00412_48702_7605.N1	23-JUN-2011 13:22:45	Bright	47.000	5	3Alp Lyr	0.033000	11000.	94	48702	No
154	GOM_NL__2PRFIN20110623_132448_000000403103_00412_48702_7606.N1	23-JUN-2011 13:24:48	Bright	40.000	130	23Bet Dra	2.7990	5800.0	80	48702	No
155	GOM_NL__2PRFIN20110623_133425_000000473103_00412_48702_7607.N1	23-JUN-2011 13:34:25	Bright	47.000	89	5Alp Cep	2.4510	8000.0	94	48702	No
156	GOM_NL__2PRFIN20110623_134125_000000573103_00412_48702_7608.N1	23-JUN-2011 13:41:25	Bright	57.000	74	11Bet Cas	2.2680	6600.0	114	48702	No
157	GOM_NL__2PRFIN20110623_134258_000000483103_00412_48702_7609.N1	23-JUN-2011 13:42:58	Bright	47.500	68	18Alp Cas	2.2250	4500.0	95	48702	No
158	GOM_NL__2PRFIN20110623_134520_000000543103_00412_48702_7610.N1	23-JUN-2011 13:45:20	Bright	54.000	160	23Gam Per	2.9300	4700.0	108	48702	No
159	GOM_NL__2PRFIN20110623_134843_000000453103_00412_48702_7611.N1	23-JUN-2011 13:48:43	Bright	44.500	73	57Gam1And	2.2600	13100.	89	48702	No
160	GOM_NL__2PRFIN20110623_135108_000000673103_00412_48702_7612.N1	23-JUN-2011 13:51:08	Tw_i_and_stray	66.500	53	43Bet And	2.0480	3300.0	133	48702	No

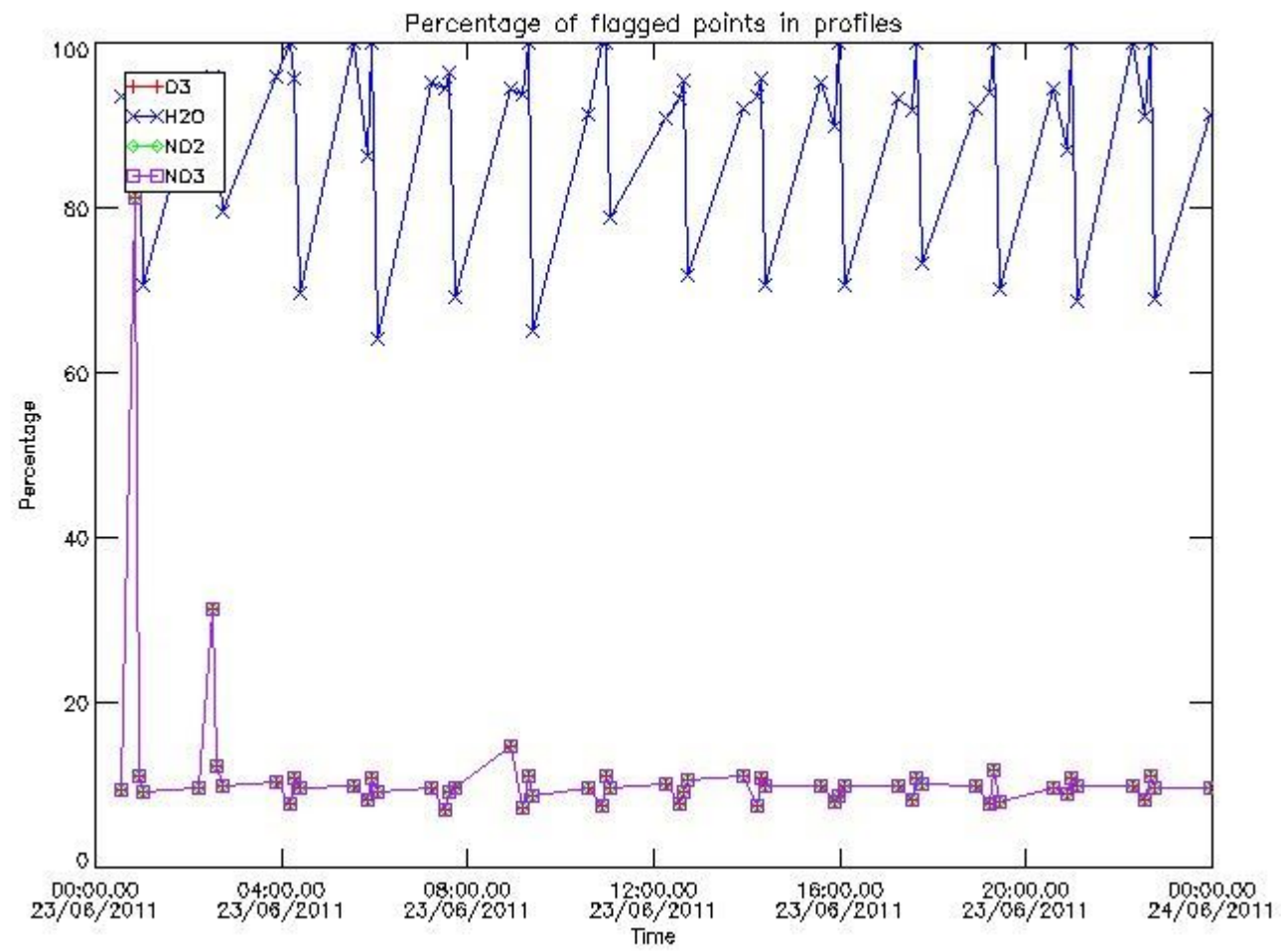
161	GOM_NL__2PRFIN20110623_135502_000000513103_00412_48702_7613.N1	23-JUN-2011 13:55:02	Dark	50.500	50	13Alp Ari	2.0070	4250.0	101	48702	No
162	GOM_NL__2PRFIN20110623_141237_000000693103_00412_48702_7614.N1	23-JUN-2011 14:12:37	Dark	69.000	52	16Bet Cet	2.0370	4500.0	138	48702	No
163	GOM_NL__2PRFIN20110623_141807_000000483103_00412_48702_7615.N1	23-JUN-2011 14:18:07	Dark	47.500	84	Alp Phe	2.3970	4500.0	95	48702	No
164	GOM_NL__2PRFIN20110623_142434_000000523103_00413_48703_7616.N1	23-JUN-2011 14:24:34	Dark	51.500	63	Bet Gru	2.1500	2800.0	103	48703	No
165	GOM_NL__2PRFIN20110623_142636_000000493103_00413_48703_7617.N1	23-JUN-2011 14:26:36	Straylight	49.000	31	Alp Gru	1.7340	15200.	98	48703	No
166	GOM_NL__2PRFIN20110623_142937_000000423103_00413_48703_7618.N1	23-JUN-2011 14:29:37	Straylight	42.000	45	Alp Pav	1.9400	26000.	84	48703	No
167	GOM_NL__2PRFIN20110623_143846_000000463103_00413_48703_7619.N1	23-JUN-2011 14:38:46	Tw_i_and_stray	45.500	38	20Eps Sgr	1.8360	11000.	91	48703	No
168	GOM_NL__2PRFIN20110623_144011_000000473103_00413_48703_7620.N1	23-JUN-2011 14:40:11	Bright	47.000	116	19Del Sgr	2.7000	4100.0	94	48703	No
169	GOM_NL__2PRFIN20110623_144219_000000503103_00413_48703_7621.N1	23-JUN-2011 14:42:19	Bright	50.000	155	41Pi Sgr	2.9000	6600.0	100	48703	No
170	GOM_NL__2PRFIN20110623_145104_000000413103_00413_48703_7622.N1	23-JUN-2011 14:51:04	Bright	41.000	126	60Bet Oph	2.7700	4250.0	82	48703	No
171	GOM_NL__2PRFIN20110623_145327_000000393103_00413_48703_7623.N1	23-JUN-2011 14:53:27	Bright	39.000	59	55Alp Oph	2.0800	8900.0	78	48703	No
172	GOM_NL__2PRFIN20110623_150258_000000493103_00413_48703_7624.N1	23-JUN-2011 15:02:58	Bright	48.500	5	3Alp Lyr	0.033000	11000.	97	48703	No
173	GOM_NL__2PRFIN20110623_150501_000000413103_00413_48703_7625.N1	23-JUN-2011 15:05:01	Bright	40.500	130	23Bet Dra	2.7990	5800.0	81	48703	No
174	GOM_NL__2PRFIN20110623_151438_000000483103_00413_48703_7626.N1	23-JUN-2011 15:14:38	Bright	47.500	89	5Alp Cep	2.4510	8000.0	95	48703	No
175	GOM_NL__2PRFIN20110623_152139_000000473103_00413_48703_7627.N1	23-JUN-2011 15:21:39	Bright	47.000	74	11Bet Cas	2.2680	6600.0	94	48703	No
176	GOM_NL__2PRFIN20110623_152312_000000463103_00413_48703_7628.N1	23-JUN-2011 15:23:12	Bright	45.500	68	18Alp Cas	2.2250	4500.0	91	48703	No
177	GOM_NL__2PRFIN20110623_152534_000000543103_00413_48703_7629.N1	23-JUN-2011 15:25:34	Bright	54.000	160	23Gam Per	2.9300	4700.0	108	48703	No
178	GOM_NL__2PRFIN20110623_152857_000000453103_00413_48703_7630.N1	23-JUN-2011 15:28:57	Bright	45.000	73	57Gam1And	2.2600	13100.	90	48703	No
179	GOM_NL__2PRFIN20110623_153122_000000593103_00413_48703_7631.N1	23-JUN-2011 15:31:22	Tw_i_and_stray	59.000	53	43Bet And	2.0480	3300.0	118	48703	No
180	GOM_NL__2PRFIN20110623_153516_000000523103_00413_48703_7632.N1	23-JUN-2011 15:35:16	Dark	51.500	50	13Alp Ari	2.0070	4250.0	103	48703	No
181	GOM_NL__2PRFIN20110623_155253_000000653103_00413_48703_7633.N1	23-JUN-2011 15:52:53	Dark	64.500	52	16Bet Cet	2.0370	4500.0	129	48703	No
182	GOM_NL__2PRFIN20110623_155822_000000593103_00413_48703_7634.N1	23-JUN-2011 15:58:22	Dark	59.000	84	Alp Phe	2.3970	4500.0	118	48703	No
183	GOM_NL__2PRFIN20110623_160450_000000523103_00414_48704_7669.N1	23-JUN-2011 16:04:50	Dark	51.500	63	Bet Gru	2.1500	2800.0	103	48704	No
184	GOM_NL__2PRFIN20110623_160651_000000503103_00414_48704_7670.N1	23-JUN-2011 16:06:51	Straylight	50.000	31	Alp Gru	1.7340	15200.	100	48704	No
185	GOM_NL__2PRFIN20110623_160952_000000413103_00414_48704_7671.N1	23-JUN-2011 16:09:52	Straylight	41.000	45	Alp Pav	1.9400	26000.	82	48704	No
186	GOM_NL__2PRFIN20110623_161900_000000463103_00414_48704_7672.N1	23-JUN-2011 16:19:00	Tw_i_and_stray	46.000	38	20Eps Sgr	1.8360	11000.	92	48704	No
187	GOM_NL__2PRFIN20110623_162025_000000513103_00414_48704_7673.N1	23-JUN-2011 16:20:25	Bright	50.500	116	19Del Sgr	2.7000	4100.0	101	48704	No
188	GOM_NL__2PRFIN20110623_162233_000000503103_00414_48704_7674.N1	23-JUN-2011 16:22:33	Bright	50.000	155	41Pi Sgr	2.9000	6600.0	100	48704	No
189	GOM_NL__2PRFIN20110623_163118_000000403103_00414_48704_7675.N1	23-JUN-2011 16:31:18	Bright	40.000	126	60Bet Oph	2.7700	4250.0	80	48704	No
190	GOM_NL__2PRFIN20110623_163341_000000413103_00414_48704_7676.N1	23-JUN-2011 16:33:41	Bright	40.500	59	55Alp Oph	2.0800	8900.0	81	48704	No
191	GOM_NL__2PRFIN20110623_164312_000000493103_00414_48704_7677.N1	23-JUN-2011 16:43:12	Bright	49.000	5	3Alp Lyr	0.033000	11000.	98	48704	No
192	GOM_NL__2PRFIN20110623_164515_000000393103_00414_48704_7678.N1	23-JUN-2011 16:45:15	Bright	38.500	130	23Bet Dra	2.7990	5800.0	77	48704	No
193	GOM_NL__2PRFIN20110623_165451_000000473103_00414_48704_7679.N1	23-JUN-2011 16:54:51	Bright	46.500	89	5Alp Cep	2.4510	8000.0	93	48704	No
194	GOM_NL__2PRFIN20110623_170152_000000463103_00414_48704_7680.N1	23-JUN-2011 17:01:52	Bright	45.500	74	11Bet Cas	2.2680	6600.0	91	48704	No
195	GOM_NL__2PRFIN20110623_170325_000000673103_00414_48704_7681.N1	23-JUN-2011 17:03:25	Bright	67.000	68	18Alp Cas	2.2250	4500.0	134	48704	No
196	GOM_NL__2PRFIN20110623_170548_000000543103_00414_48704_7682.N1	23-JUN-2011 17:05:48	Bright	53.500	160	23Gam Per	2.9300	4700.0	107	48704	No
197	GOM_NL__2PRFIN20110623_170911_000000463103_00414_48704_7683.N1	23-JUN-2011 17:09:11	Bright	46.000	73	57Gam1And	2.2600	13100.	92	48704	No
198	GOM_NL__2PRFIN20110623_171136_000000613103_00414_48704_7684.N1	23-JUN-2011 17:11:36	Tw_i_and_stray	60.500	53	43Bet And	2.0480	3300.0	121	48704	No
199	GOM_NL__2PRFIN20110623_171531_000000523103_00414_48704_7685.N1	23-JUN-2011 17:15:31	Dark	51.500	50	13Alp Ari	2.0070	4250.0	103	48704	No
200	GOM_NL__2PRFIN20110623_173308_000000623103_00414_48704_7686.N1	23-JUN-2011 17:33:08	Dark	62.000	52	16Bet Cet	2.0370	4500.0	124	48704	No
201	GOM_NL__2PRFIN20110623_173837_000000573103_00414_48704_7700.N1	23-JUN-2011 17:38:37	Dark	56.500	84	Alp Phe	2.3970	4500.0	113	48704	No
202	GOM_NL__2PRFIN20110623_174505_000000663103_00415_48705_7701.N1	23-JUN-2011 17:45:05	Dark	66.000	63	Bet Gru	2.1500	2800.0	132	48705	No
203	GOM_NL__2PRFIN20110623_174706_000000483103_00415_48705_7702.N1	23-JUN-2011 17:47:06	Straylight	47.500	31	Alp Gru	1.7340	15200.	95	48705	No
204	GOM_NL__2PRFIN20110623_175007_000000413103_00415_48705_7703.N1	23-JUN-2011 17:50:07	Straylight	41.000	45	Alp Pav	1.9400	26000.	82	48705	No
205	GOM_NL__2PRFIN20110623_175915_000000463103_00415_48705_7704.N1	23-JUN-2011 17:59:15	Tw_i_and_stray	46.000	38	20Eps Sgr	1.8360	11000.	92	48705	No
206	GOM_NL__2PRFIN20110623_180039_000000483103_00415_48705_7705.N1	23-JUN-2011 18:00:39	Bright	48.000	116	19Del Sgr	2.7000	4100.0	96	48705	No
207	GOM_NL__2PRFIN20110623_180248_000000493103_00415_48705_7706.N1	23-JUN-2011 18:02:48	Bright	49.000	155	41Pi Sgr	2.9000	6600.0	98	48705	No
208	GOM_NL__2PRFIN20110623_181132_000000403103_00415_48705_7707.N1	23-JUN-2011 18:11:32	Bright	40.000	126	60Bet Oph	2.7700	4250.0	80	48705	No
209	GOM_NL__2PRFIN20110623_181355_000000393103_00415_48705_7708.N1	23-JUN-2011 18:13:55	Bright	39.000	59	55Alp Oph	2.0800	8900.0	78	48705	No
210	GOM_NL__2PRFIN20110623_182325_000000503103_00415_48705_7709.N1	23-JUN-2011 18:23:25	Bright	49.500	5	3Alp Lyr	0.033000	11000.	99	48705	No
211	GOM_NL__2PRFIN20110623_182529_000000393103_00415_48705_7710.N1	23-JUN-2011 18:25:29	Bright	39.000	130	23Bet Dra	2.7990	5800.0	78	48705	No
212	GOM_NL__2PRFIN20110623_183505_000000453103_00415_48705_7711.N1	23-JUN-2011 18:35:05	Bright	45.000	89	5Alp Cep	2.4510	8000.0	90	48705	No
213	GOM_NL__2PRFIN20110623_184206_000000463103_00415_48705_7712.N1	23-JUN-2011 18:42:06	Bright	46.000	74	11Bet Cas	2.2680	6600.0	92	48705	No
214	GOM_NL__2PRFIN20110623_184339_000000503103_00415_48705_7713.N1	23-JUN-2011 18:43:39	Bright	49.500	68	18Alp Cas	2.2250	4500.0	99	48705	No
215	GOM_NL__2PRFIN20110623_184602_000000363103_00415_48705_7714.N1	23-JUN-2011 18:46:02	Bright	35.500	160	23Gam Per	2.9300	4700.0	71	48705	No
216	GOM_NL__2PRFIN20110623_184926_000000463103_00415_48705_7715.N1	23-JUN-2011 18:49:26	Bright	46.000	73	57Gam1And	2.2600	13100.	92	48705	No
217	GOM_NL__2PRFIN20110623_185150_000000613103_00415_48705_7716.N1	23-JUN-2011 18:51:50	Tw_i_and_stray	61.000	53	43Bet And	2.0480	3300.0	122	48705	No
218	GOM_NL__2PRFIN20110623_185545_000000513103_00415_48705_7717.N1	23-JUN-2011 18:55:45	Dark	51.000	50	13Alp Ari	2.0070	4250.0	102	48705	No
219	GOM_NL__2PRFIN20110623_191324_000000673103_00415_48705_7718.N1	23-JUN-2011 19:13:24	Dark	67.000	52	16Bet Cet	2.0370	4500.0	134	48705	No

220	GOM_NL__2PRFIN20110623_191852_000000473103_00415_48705_7727.N1	23-JUN-2011 19:18:52	Dark	47.000	84	Alp Phe	2.3970	4500.0	94	48705	No
221	GOM_NL__2PRFIN20110623_192519_000000643103_00416_48706_7728.N1	23-JUN-2011 19:25:19	Dark	64.000	63	Bet Gru	2.1500	2800.0	128	48706	No
222	GOM_NL__2PRFIN20110623_192721_000000483103_00416_48706_7729.N1	23-JUN-2011 19:27:21	Straylight	48.000	31	Alp Gru	1.7340	15200.	96	48706	No
223	GOM_NL__2PRFIN20110623_193021_000000423103_00416_48706_7730.N1	23-JUN-2011 19:30:21	Straylight	41.500	45	Alp Pav	1.9400	26000.	83	48706	No
224	GOM_NL__2PRFIN20110623_193929_000000473103_00416_48706_7731.N1	23-JUN-2011 19:39:29	Tw_i_and_stray	46.500	38	20Eps Sgr	1.8360	11000.	93	48706	No
225	GOM_NL__2PRFIN20110623_194054_000000483103_00416_48706_7732.N1	23-JUN-2011 19:40:54	Bright	47.500	116	19Del Sgr	2.7000	4100.0	95	48706	No
226	GOM_NL__2PRFIN20110623_194302_000000503103_00416_48706_7733.N1	23-JUN-2011 19:43:02	Bright	50.000	155	41Pi Sgr	2.9000	6600.0	100	48706	No
227	GOM_NL__2PRFIN20110623_195146_000000403103_00416_48706_7734.N1	23-JUN-2011 19:51:46	Bright	39.500	126	60Bet Oph	2.7700	4250.0	79	48706	No
228	GOM_NL__2PRFIN20110623_195408_000000403103_00416_48706_7735.N1	23-JUN-2011 19:54:08	Bright	39.500	59	55Alp Oph	2.0800	8900.0	79	48706	No
229	GOM_NL__2PRFIN20110623_200339_000000603103_00416_48706_7736.N1	23-JUN-2011 20:03:39	Bright	60.000	5	3Alp Lyr	0.033000	11000.	120	48706	No
230	GOM_NL__2PRFIN20110623_200543_000000423103_00416_48706_7737.N1	23-JUN-2011 20:05:43	Bright	42.000	130	23Bet Dra	2.7990	5800.0	84	48706	No
231	GOM_NL__2PRFIN20110623_201518_000000493103_00416_48706_7738.N1	23-JUN-2011 20:15:18	Bright	48.500	89	5Alp Cep	2.4510	8000.0	97	48706	No
232	GOM_NL__2PRFIN20110623_202219_000000683103_00416_48706_7739.N1	23-JUN-2011 20:22:19	Bright	68.000	74	11Bet Cas	2.2680	6600.0	136	48706	No
233	GOM_NL__2PRFIN20110623_202353_000000673103_00416_48706_7740.N1	23-JUN-2011 20:23:53	Bright	67.000	68	18Alp Cas	2.2250	4500.0	134	48706	No
234	GOM_NL__2PRFIN20110623_202616_000000353103_00416_48706_7741.N1	23-JUN-2011 20:26:16	Bright	35.000	160	23Gam Per	2.9300	4700.0	70	48706	No
235	GOM_NL__2PRFIN20110623_202939_000000463103_00416_48706_7742.N1	23-JUN-2011 20:29:39	Bright	46.000	73	57Gam1And	2.2600	13100.	92	48706	No
236	GOM_NL__2PRFIN20110623_203204_000000633103_00416_48706_7743.N1	23-JUN-2011 20:32:04	Tw_i_and_stray	62.500	53	43Bet And	2.0480	3300.0	125	48706	No
237	GOM_NL__2PRFIN20110623_203559_000000543103_00416_48706_7744.N1	23-JUN-2011 20:35:59	Dark	53.500	50	13Alp Ari	2.0070	4250.0	107	48706	No
238	GOM_NL__2PRFIN20110623_205339_000000623103_00416_48706_7745.N1	23-JUN-2011 20:53:39	Dark	62.000	52	16Bet Cet	2.0370	4500.0	124	48706	No
239	GOM_NL__2PRFIN20110623_205907_000000483103_00416_48706_7759.N1	23-JUN-2011 20:59:07	Dark	47.500	84	Alp Phe	2.3970	4500.0	95	48706	No
240	GOM_NL__2PRFIN20110623_210535_000000523103_00417_48707_7760.N1	23-JUN-2011 21:05:35	Dark	51.500	63	Bet Gru	2.1500	2800.0	103	48707	No
241	GOM_NL__2PRFIN20110623_210736_000000503103_00417_48707_7761.N1	23-JUN-2011 21:07:36	Straylight	50.000	31	Alp Gru	1.7340	15200.	100	48707	No
242	GOM_NL__2PRFIN20110623_211036_000000423103_00417_48707_7762.N1	23-JUN-2011 21:10:36	Straylight	42.000	45	Alp Pav	1.9400	26000.	84	48707	No
243	GOM_NL__2PRFIN20110623_211944_000000423103_00417_48707_7763.N1	23-JUN-2011 21:19:44	Tw_i_and_stray	42.000	38	20Eps Sgr	1.8360	11000.	84	48707	No
244	GOM_NL__2PRFIN20110623_212108_000000583103_00417_48707_7764.N1	23-JUN-2011 21:21:08	Bright	57.500	116	19Del Sgr	2.7000	4100.0	115	48707	No
245	GOM_NL__2PRFIN20110623_212316_000000513103_00417_48707_7765.N1	23-JUN-2011 21:23:16	Bright	50.500	155	41Pi Sgr	2.9000	6600.0	101	48707	No
246	GOM_NL__2PRFIN20110623_213159_000000393103_00417_48707_7766.N1	23-JUN-2011 21:31:59	Bright	39.000	126	60Bet Oph	2.7700	4250.0	78	48707	No
247	GOM_NL__2PRFIN20110623_213422_000000393103_00417_48707_7767.N1	23-JUN-2011 21:34:22	Bright	38.500	59	55Alp Oph	2.0800	8900.0	77	48707	No
248	GOM_NL__2PRFIN20110623_214352_000000443103_00417_48707_7768.N1	23-JUN-2011 21:43:52	Bright	44.000	5	3Alp Lyr	0.033000	11000.	88	48707	No
249	GOM_NL__2PRFIN20110623_214557_000000393103_00417_48707_7769.N1	23-JUN-2011 21:45:57	Bright	38.500	130	23Bet Dra	2.7990	5800.0	77	48707	No
250	GOM_NL__2PRFIN20110623_215532_000000453103_00417_48707_7770.N1	23-JUN-2011 21:55:32	Bright	44.500	89	5Alp Cep	2.4510	8000.0	89	48707	No
251	GOM_NL__2PRFIN20110623_220233_000000543103_00417_48707_7771.N1	23-JUN-2011 22:02:33	Bright	54.000	74	11Bet Cas	2.2680	6600.0	108	48707	No
252	GOM_NL__2PRFIN20110623_220406_000000473103_00417_48707_7772.N1	23-JUN-2011 22:04:06	Bright	47.000	68	18Alp Cas	2.2250	4500.0	94	48707	No
253	GOM_NL__2PRFIN20110623_220630_000000543103_00417_48707_7773.N1	23-JUN-2011 22:06:30	Bright	54.000	160	23Gam Per	2.9300	4700.0	108	48707	No
254	GOM_NL__2PRFIN20110623_220954_000000613103_00417_48707_7774.N1	23-JUN-2011 22:09:54	Bright	61.000	73	57Gam1And	2.2600	13100.	122	48707	No
255	GOM_NL__2PRFIN20110623_221218_000000613103_00417_48707_7775.N1	23-JUN-2011 22:12:18	Tw_i_and_stray	61.000	53	43Bet And	2.0480	3300.0	122	48707	No
256	GOM_NL__2PRFIN20110623_221613_000000513103_00417_48707_7776.N1	23-JUN-2011 22:16:13	Dark	51.000	50	13Alp Ari	2.0070	4250.0	102	48707	No
257	GOM_NL__2PRFIN20110623_223354_000000623103_00417_48707_7777.N1	23-JUN-2011 22:33:54	Dark	61.500	52	16Bet Cet	2.0370	4500.0	123	48707	No
258	GOM_NL__2PRFIN20110623_223922_000000463103_00417_48707_7782.N1	23-JUN-2011 22:39:22	Dark	46.000	84	Alp Phe	2.3970	4500.0	92	48707	No
259	GOM_NL__2PRFIN20110623_224549_000000543103_00418_48708_7783.N1	23-JUN-2011 22:45:49	Dark	53.500	63	Bet Gru	2.1500	2800.0	107	48708	No
260	GOM_NL__2PRFIN20110623_224751_000000523103_00418_48708_7784.N1	23-JUN-2011 22:47:51	Straylight	51.500	31	Alp Gru	1.7340	15200.	103	48708	No
261	GOM_NL__2PRFIN20110623_225050_000000423103_00418_48708_7785.N1	23-JUN-2011 22:50:50	Straylight	42.000	45	Alp Pav	1.9400	26000.	84	48708	No
262	GOM_NL__2PRFIN20110623_225958_000000483103_00418_48708_7786.N1	23-JUN-2011 22:59:58	Tw_i_and_stray	47.500	38	20Eps Sgr	1.8360	11000.	95	48708	No
263	GOM_NL__2PRFIN20110623_230122_000000503103_00418_48708_7787.N1	23-JUN-2011 23:01:22	Bright	49.500	116	19Del Sgr	2.7000	4100.0	99	48708	No
264	GOM_NL__2PRFIN20110623_230330_000000493103_00418_48708_7788.N1	23-JUN-2011 23:03:30	Bright	48.500	155	41Pi Sgr	2.9000	6600.0	97	48708	No
265	GOM_NL__2PRFIN20110623_231213_000000393103_00418_48708_7789.N1	23-JUN-2011 23:12:13	Bright	39.000	126	60Bet Oph	2.7700	4250.0	78	48708	No
266	GOM_NL__2PRFIN20110623_231436_000000413103_00418_48708_7790.N1	23-JUN-2011 23:14:36	Bright	41.000	59	55Alp Oph	2.0800	8900.0	82	48708	No
267	GOM_NL__2PRFIN20110623_232405_000000433103_00418_48708_7791.N1	23-JUN-2011 23:24:05	Bright	43.000	5	3Alp Lyr	0.033000	11000.	86	48708	No
268	GOM_NL__2PRFIN20110623_232610_000000553103_00418_48708_7792.N1	23-JUN-2011 23:26:10	Bright	54.500	130	23Bet Dra	2.7990	5800.0	109	48708	No
269	GOM_NL__2PRFIN20110623_233545_000000473103_00418_48708_7793.N1	23-JUN-2011 23:35:45	Bright	46.500	89	5Alp Cep	2.4510	8000.0	93	48708	No
270	GOM_NL__2PRFIN20110623_234246_000000463103_00418_48708_7794.N1	23-JUN-2011 23:42:46	Bright	46.000	74	11Bet Cas	2.2680	6600.0	92	48708	No
271	GOM_NL__2PRFIN20110623_234420_000000473103_00418_48708_7795.N1	23-JUN-2011 23:44:20	Bright	46.500	68	18Alp Cas	2.2250	4500.0	93	48708	No
272	GOM_NL__2PRFIN20110623_234644_000000363103_00418_48708_7796.N1	23-JUN-2011 23:46:44	Bright	36.000	160	23Gam Per	2.9300	4700.0	72	48708	No
273	GOM_NL__2PRFIN20110623_235007_000000463103_00418_48708_7797.N1	23-JUN-2011 23:50:07	Bright	45.500	73	57Gam1And	2.2600	13100.	91	48708	No
274	GOM_NL__2PRFIN20110623_235232_000000633103_00418_48708_7798.N1	23-JUN-2011 23:52:32	Tw_i_and_stray	63.000	53	43Bet And	2.0480	3300.0	126	48708	No
275	GOM_NL__2PRFIN20110623_235628_000000533103_00418_48708_7799.N1	23-JUN-2011 23:56:28	Dark	52.500	50	13Alp Ari	2.0070	4250.0	105	48708	No

3. Quality information per product

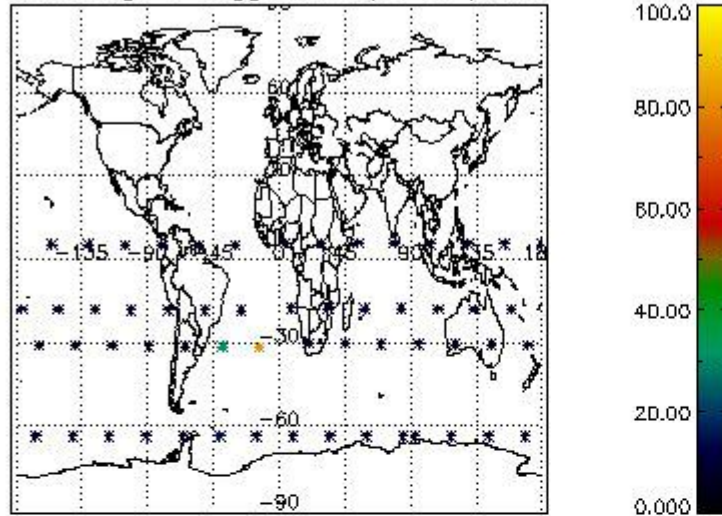
In this section it is plotted some information contained in the Quality Summary data set of the level 2 products. Only products in dark limb conditions and without errors (error flag in the MPH set to "0") are used.

3.1 Plot quality information per product (time dependant)

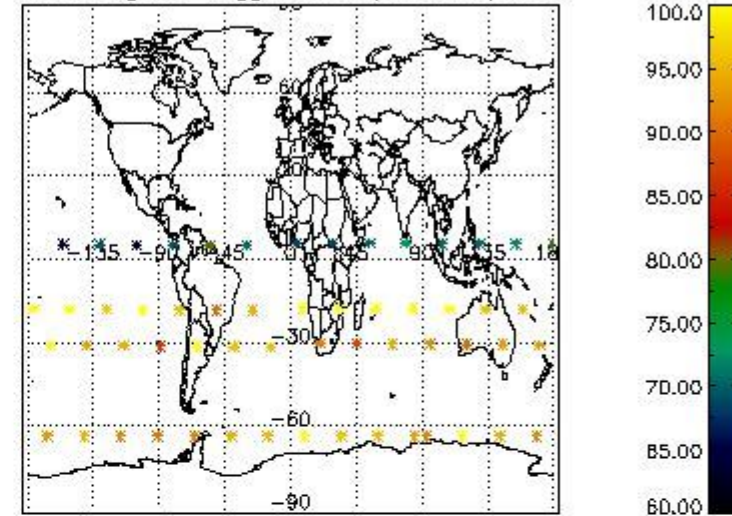


3.2 Plot quality information per product (world map)

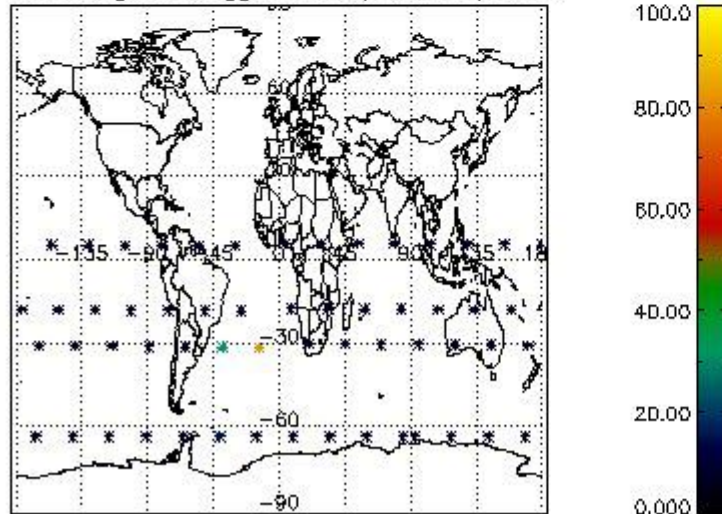
Percentage of flagged data per O3 profile



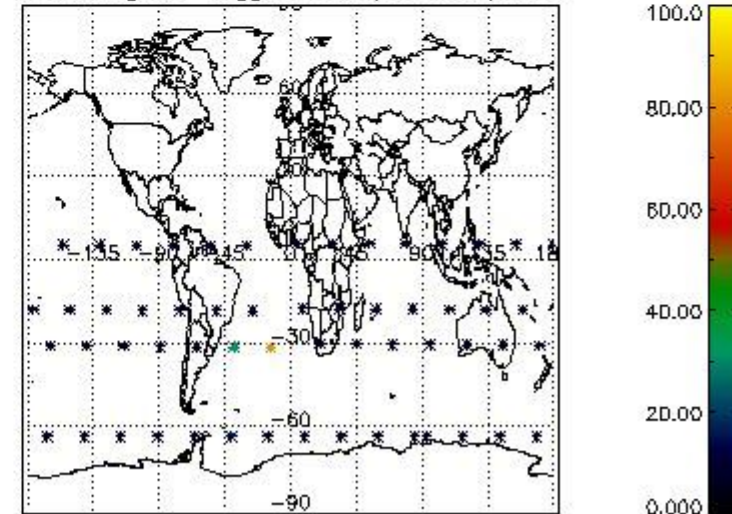
Percentage of flagged data per H2O profile



Percentage of flagged data per NO2 profile



Percentage of flagged data per NO3 profile

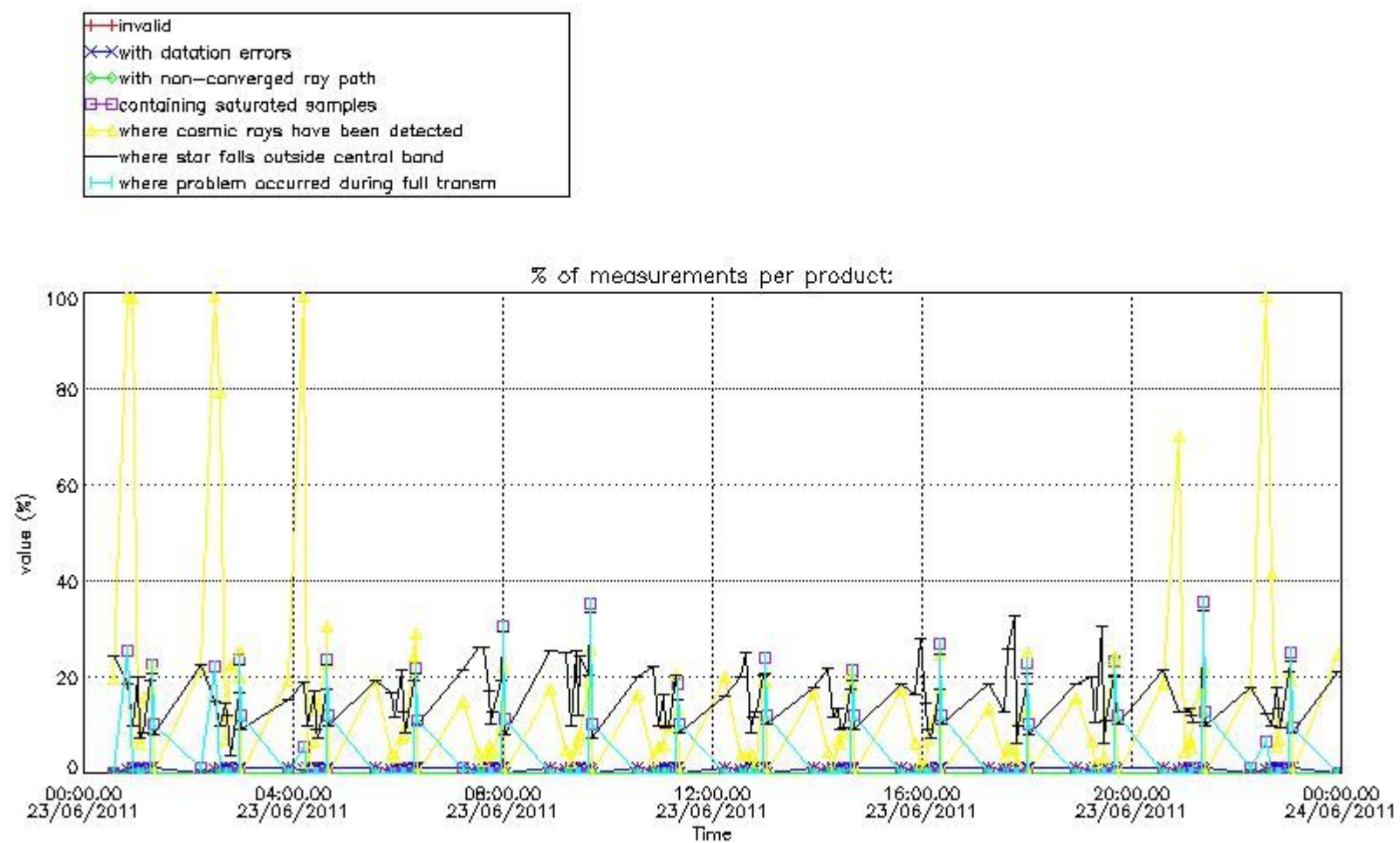


4. Level 1 quality information per product

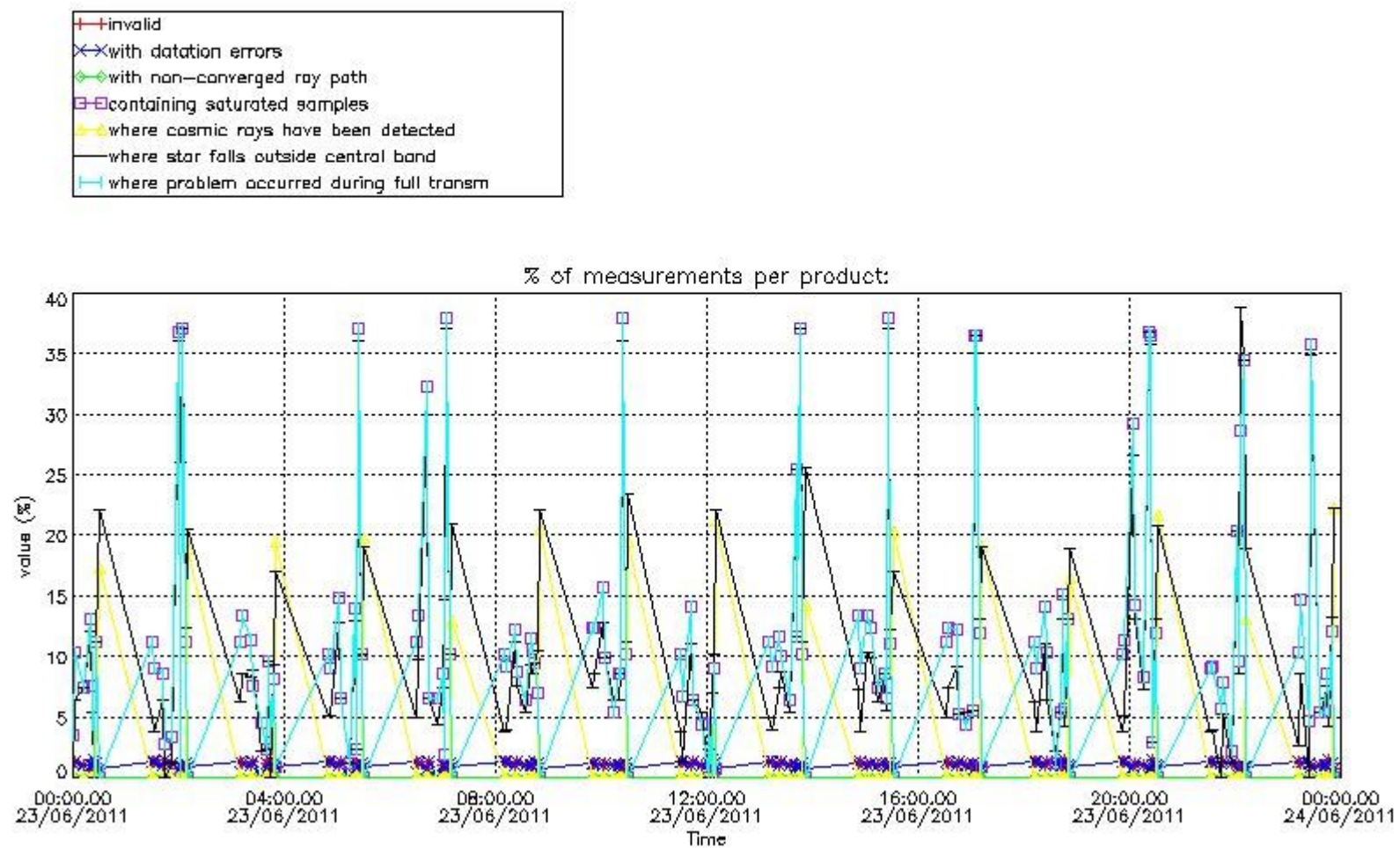
In this section it is plotted some information contained in the Quality Summary data set of the level 2 products that comes from the level 1b processing. Products without errors (error flag in the MPH set to "0") are used.

4.1 Plot quality information per product (time dependant) coming from level 1b processing

4.1.1 Plot level 1 quality information per product (time dependant): ENVISAT ASCENDING passes

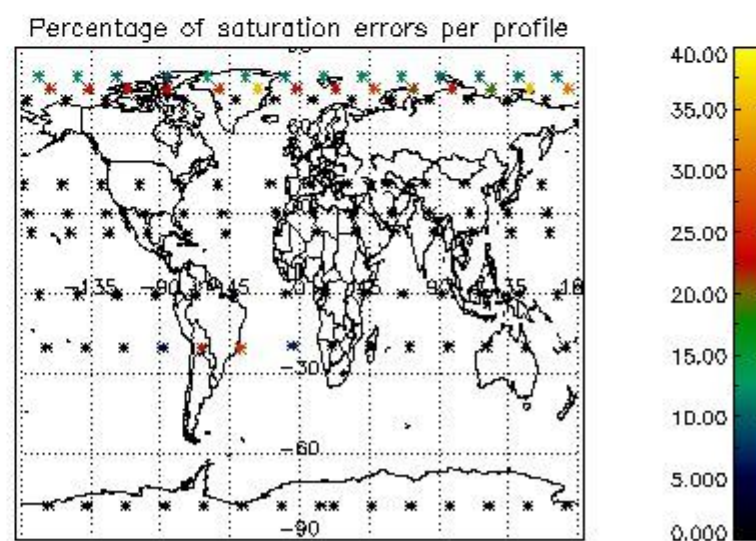
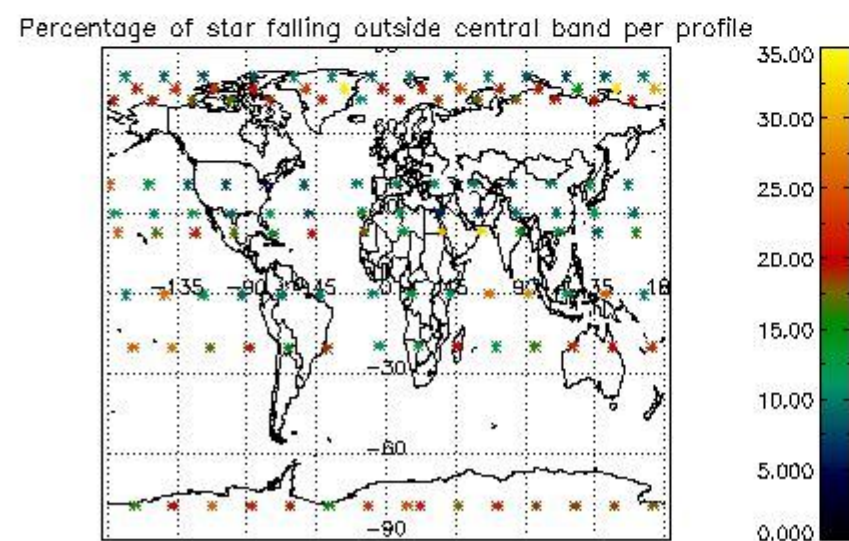
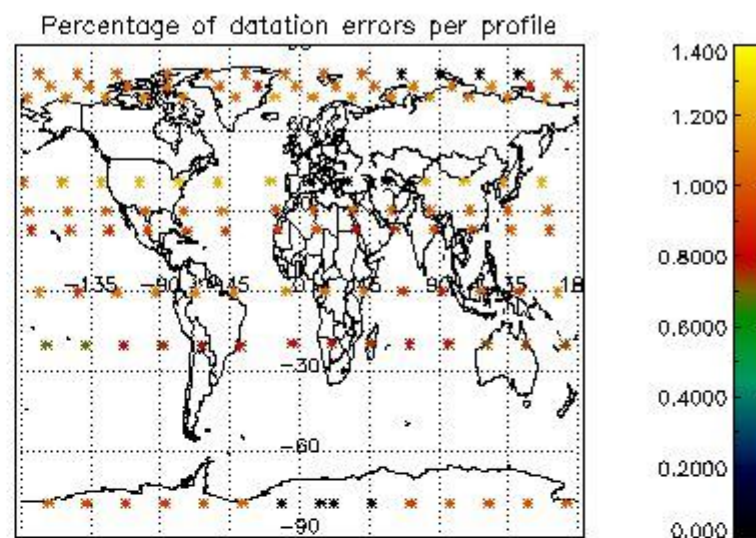
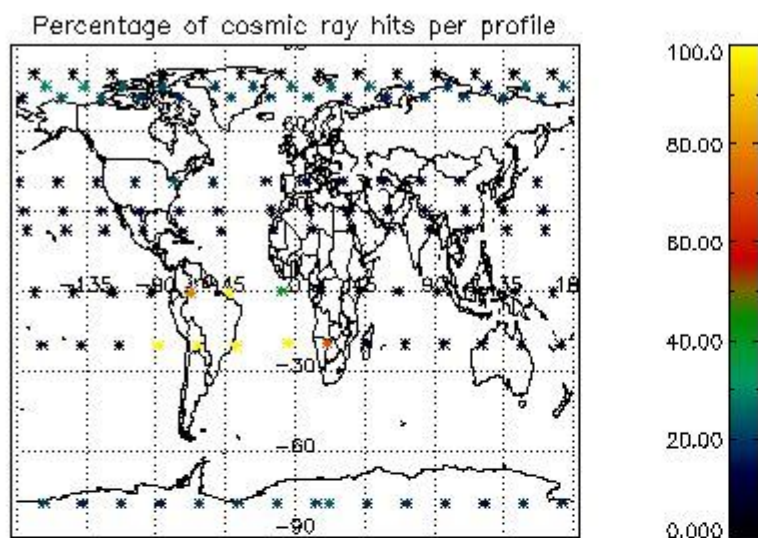


4.1.2 Plot level 1 quality information per product (time dependant): ENVI SAT DESCENDING passes

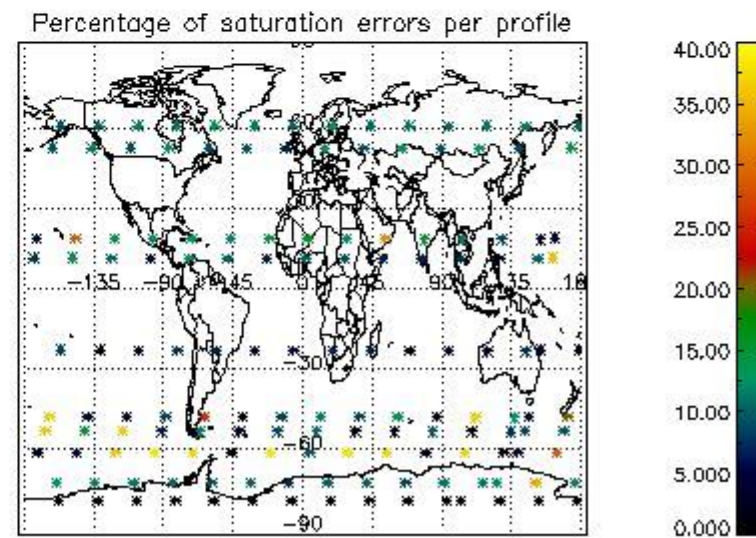
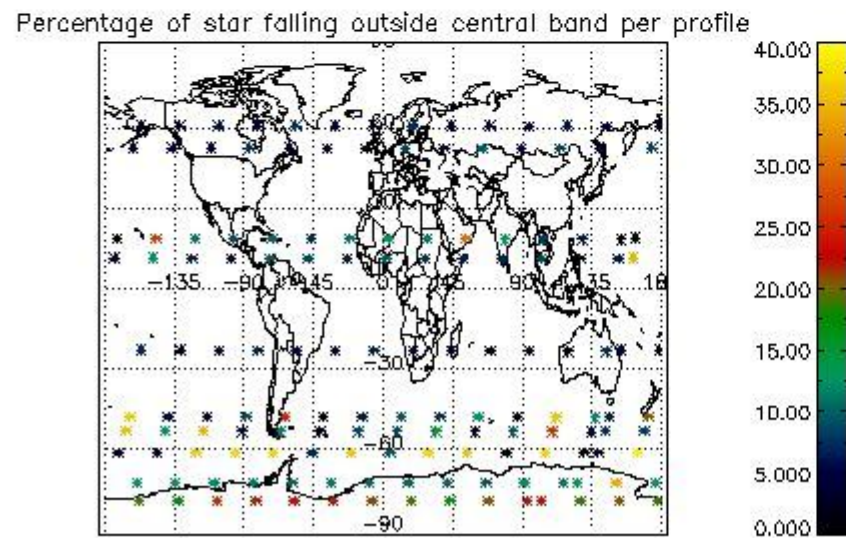
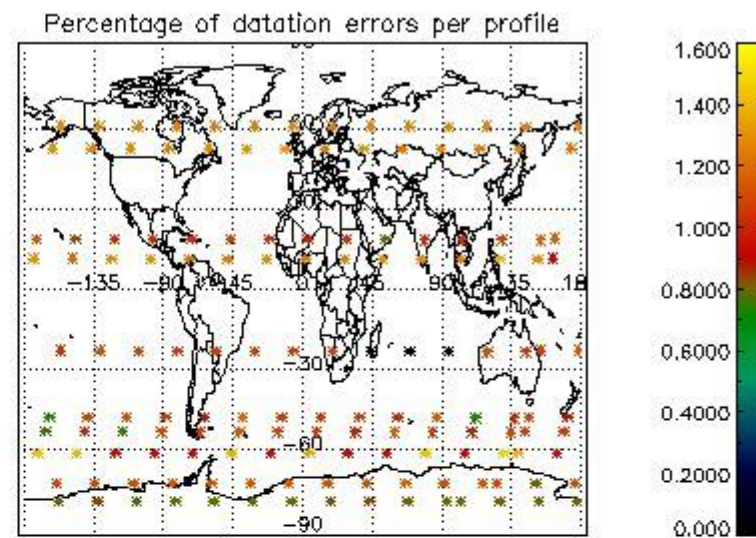
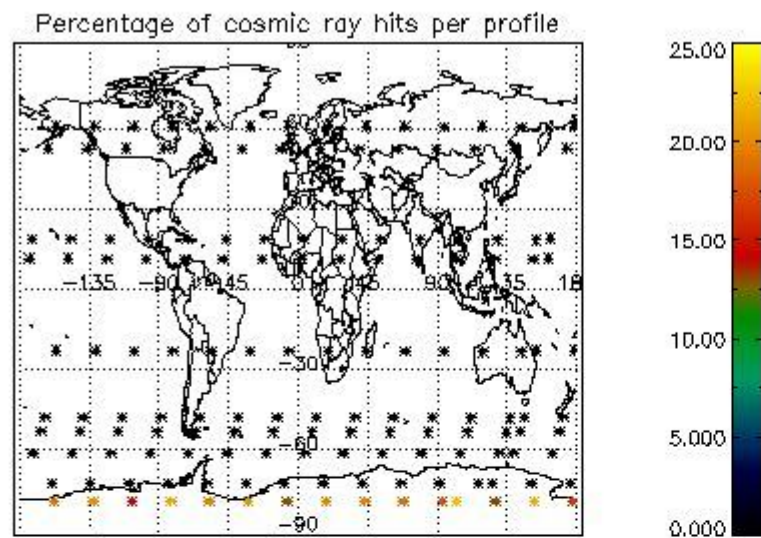


4.2 Plot quality information per product coming from level 1b processing (world map)

4.2.1 Plot level 1 quality information per product (world map): ENVISAT ASCENDING passes



4.2.2 Plot level 1 quality information per product (world map): ENVISAT DESCENDING passes



5. Trace gas profiles

5.1 Ozone statistics based on quality of products

The final quality of the products can be "measured" using the STD (Standard Deviation) attached to every point profile. This information is written to the parameter GOM_NL__2P/NL_LOCAL_SPECIES_DENSITY/o3_std of the level 2 products. The table below shows the statistics for given STD ranges.

The statistics are given with respect to the overall valid production:

- Products without fatal errors: GOM_NL__2P/MPH/PRODUCT_ERR=0
- Valid point profile: GOM_NL__2P/NL_LOCAL_SPECIES_DENSITY/pcd(0)=0

The 'Criteria' is applied to valid points of dark limb products:

- Products in dark limb illumination condition: GOM_NL__2P/NL_SUMMARY_QUALITY/obs_ill_cond=0
- Products without fatal errors: GOM_NL__2P/MPH/PRODUCT_ERR=0
- Valid point profile: GOM_NL__2P/NL_LOCAL_SPECIES_DENSITY/pcd(0)=0

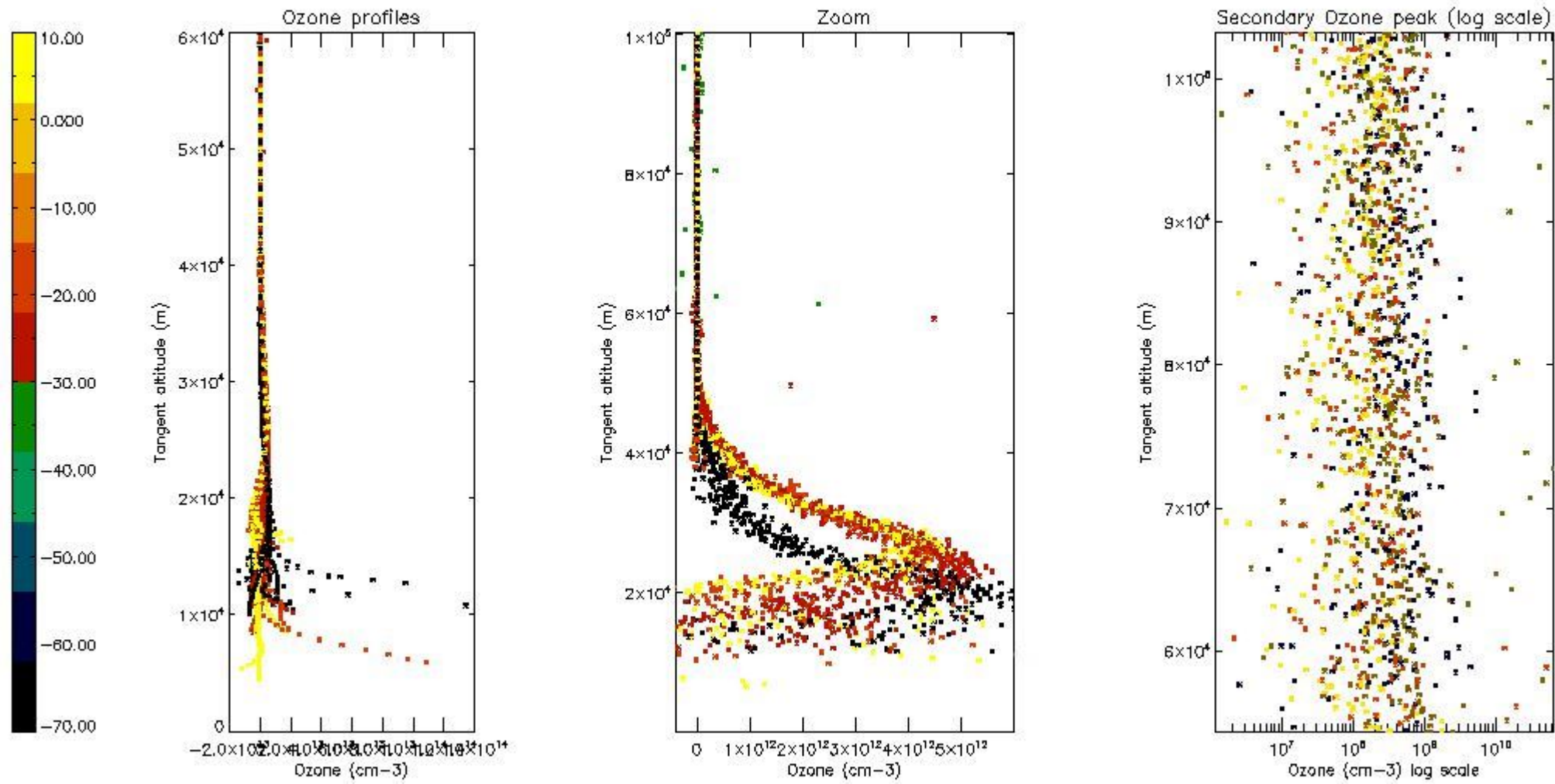
So, the table below shows the percentage of dark limb and valid observations for each criteria with respect to the overall valid daily observations.

Criteria	% of total production
All STD	24
STD < 20	6

STD < 10	4
STD < 5	1

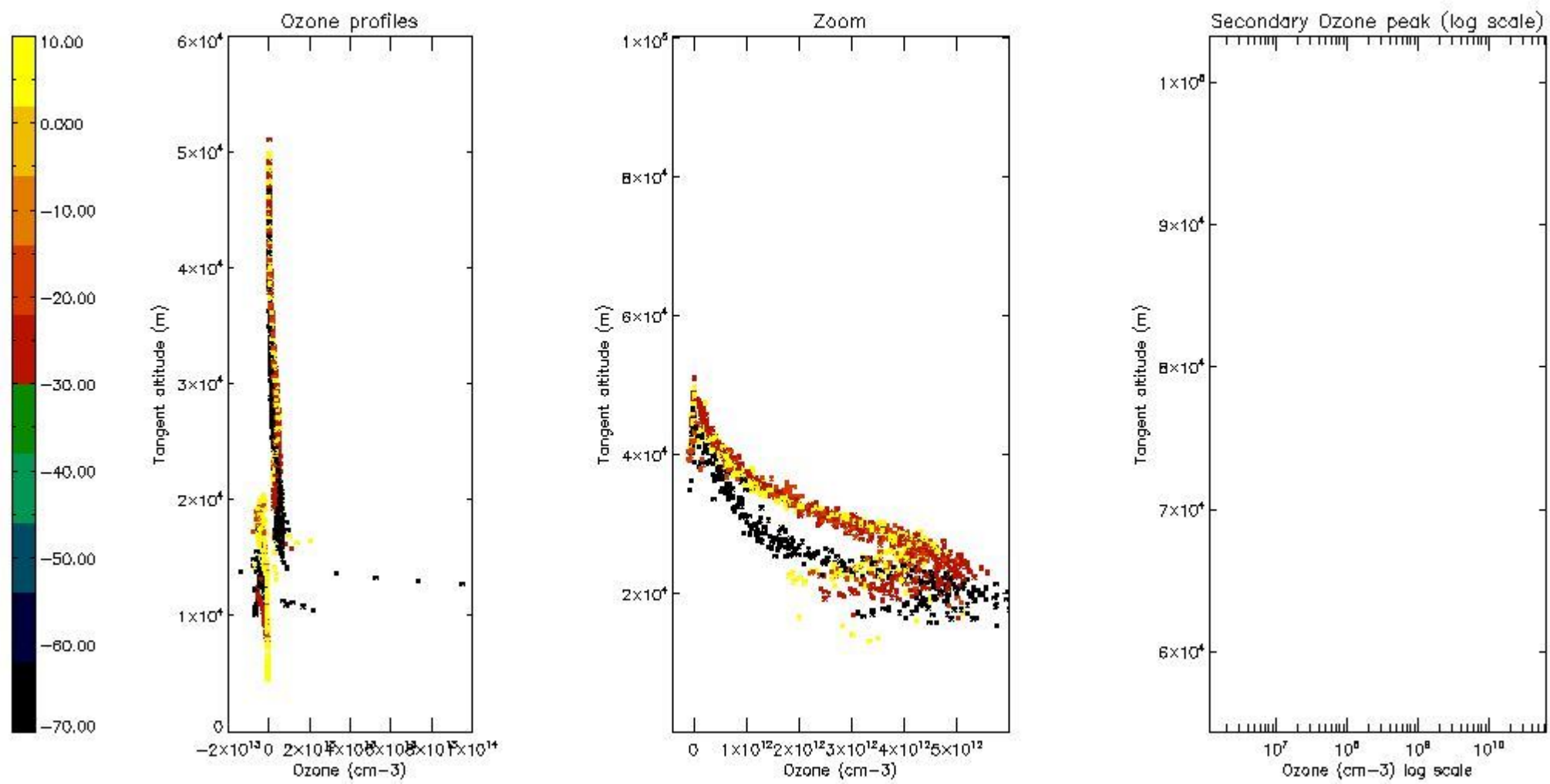
5.2 Plot ozone profiles for all STD (dark without errors)

The colorbar represents the latitude.



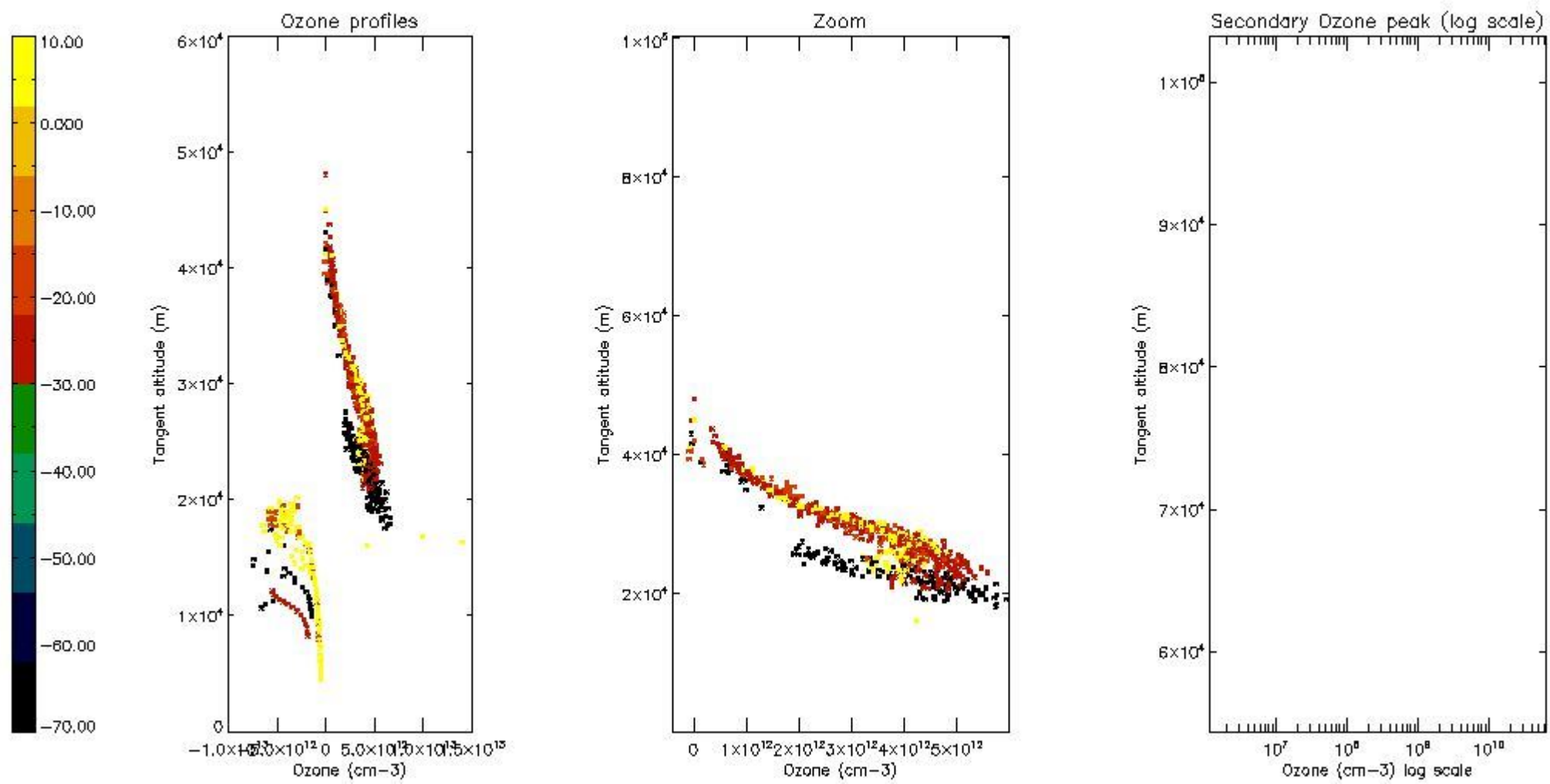
5.3 Plot ozone profiles where STD < 20% (dark without errors)

The colorbar represents the latitude.



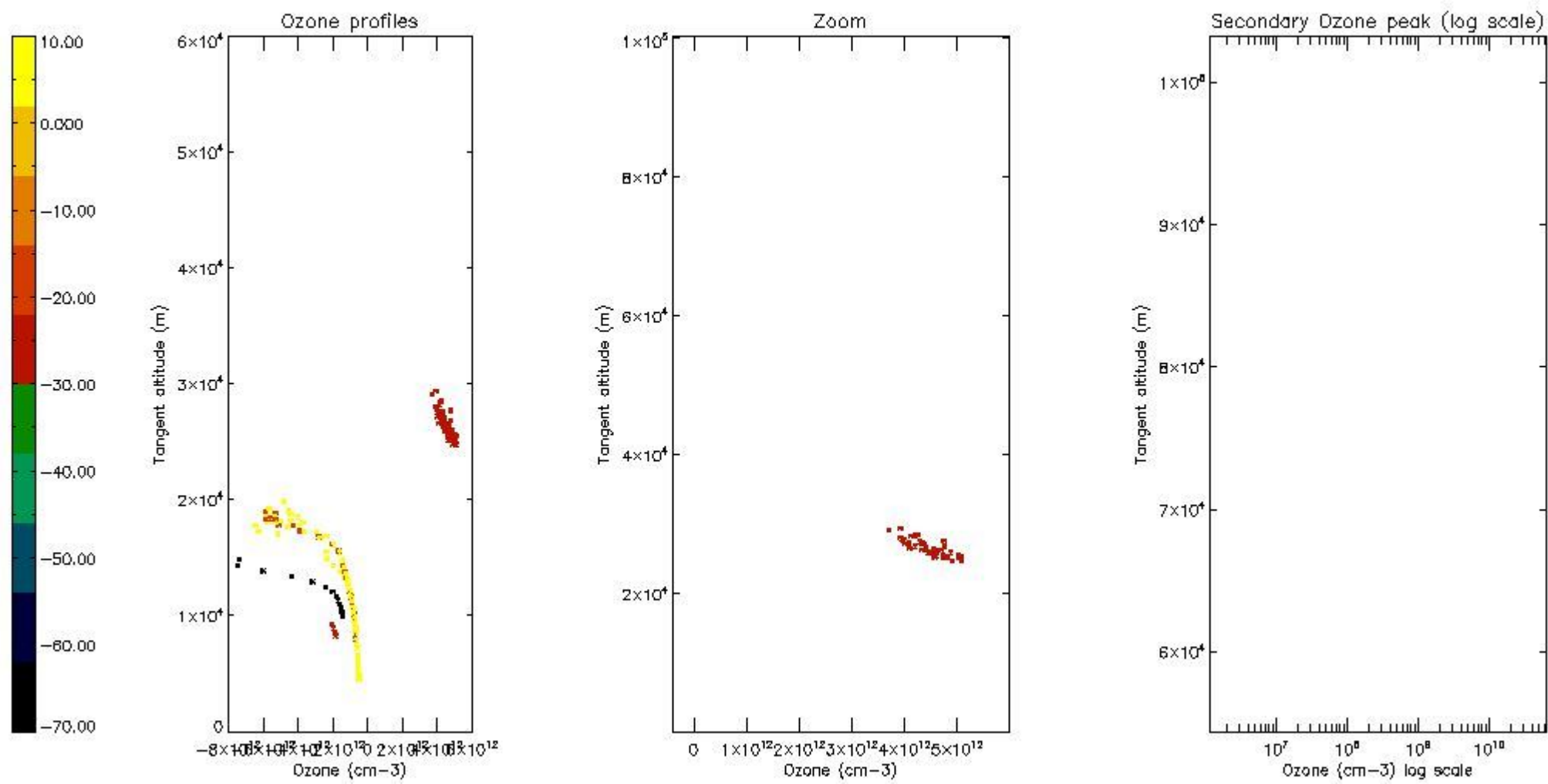
5.4 Plot ozone profiles where $STD < 10\%$ (dark without errors)

The colorbar represents the latitude.



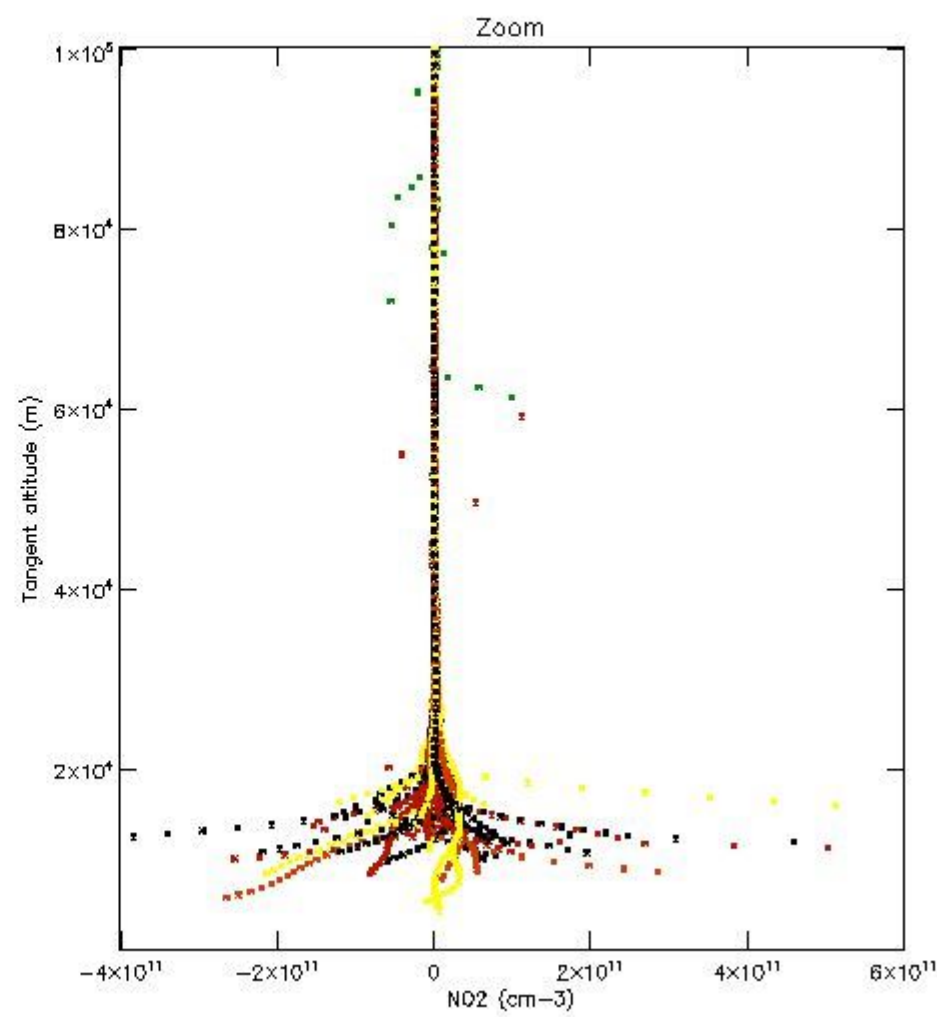
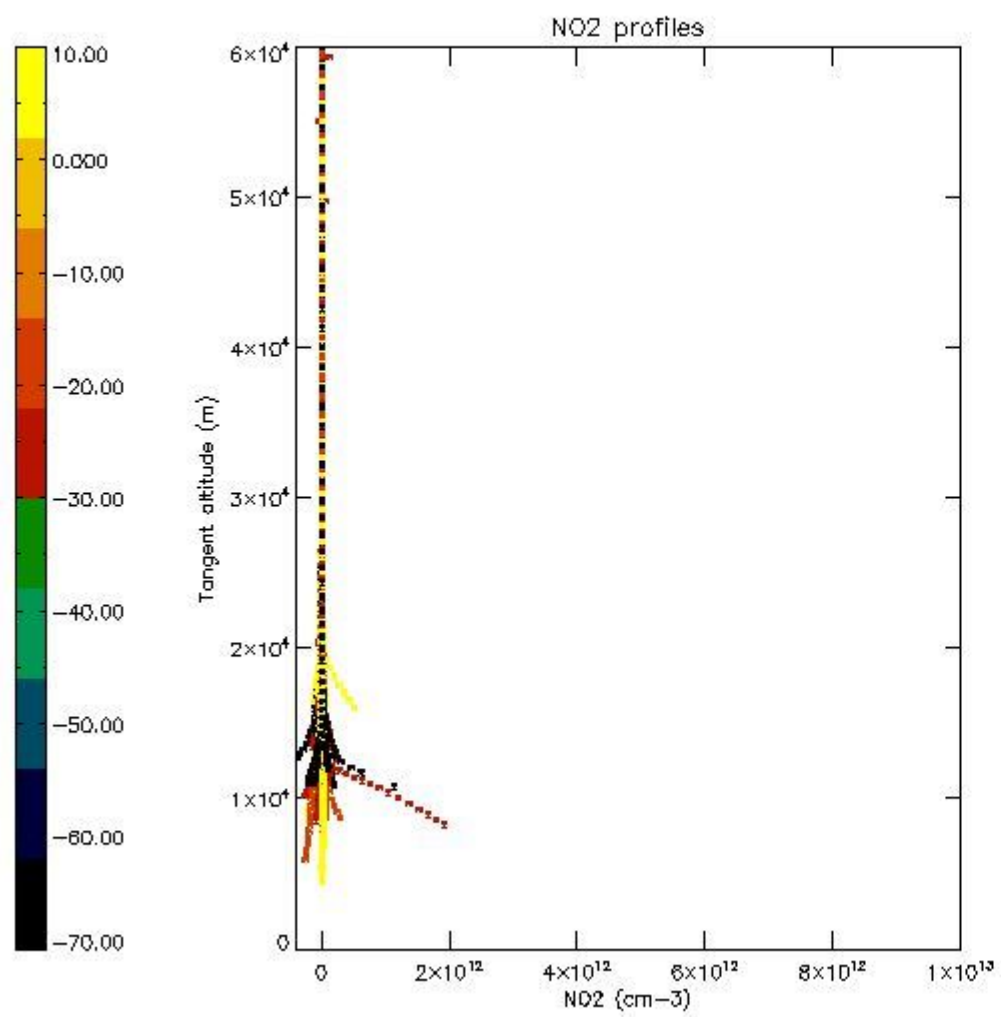
5.5 Plot ozone profiles where $STD < 5\%$ (dark without errors)

The colorbar represents the latitude.



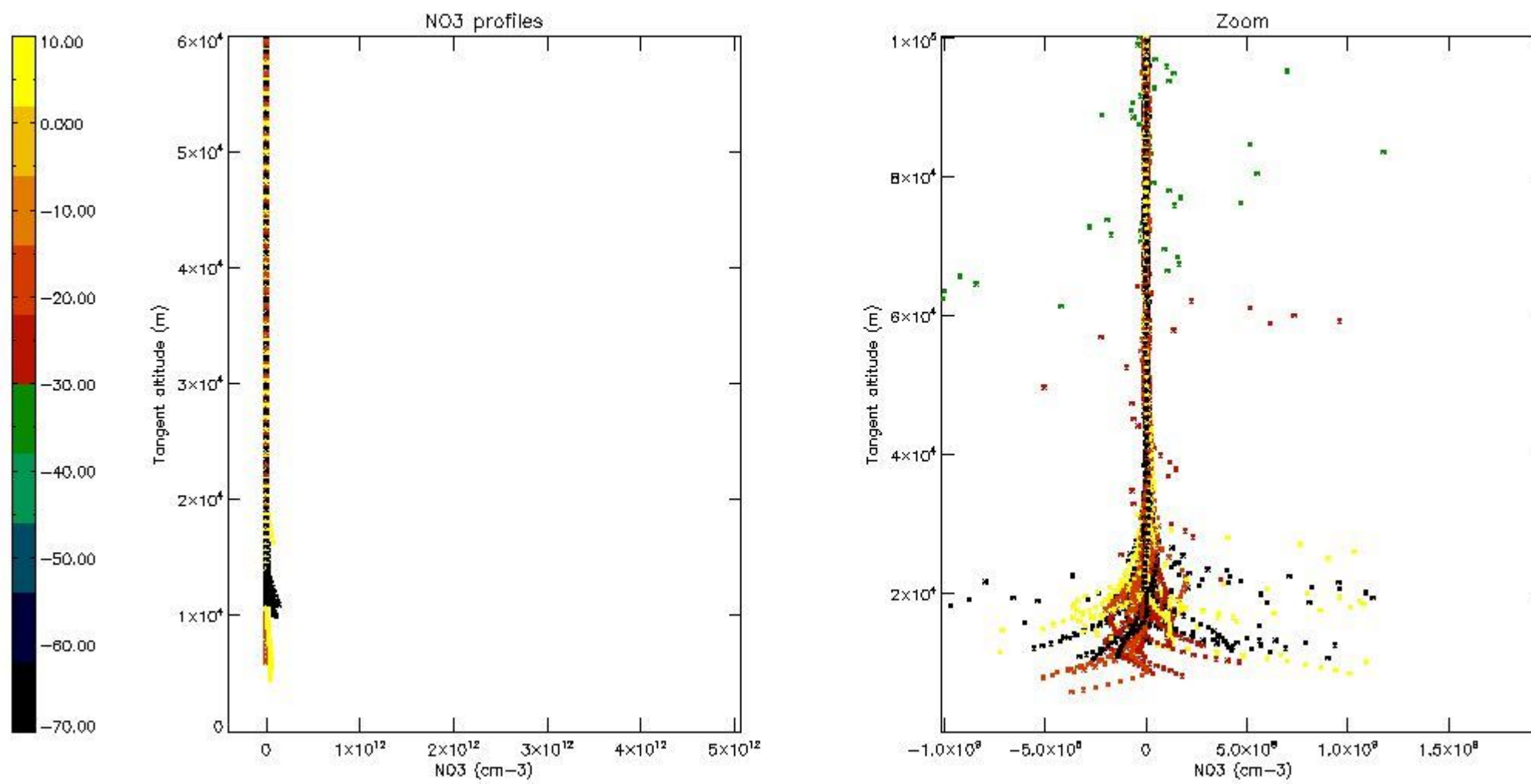
5.6 Plot NO₂ profiles for all STD (dark without errors)

The colorbar represents the latitude.



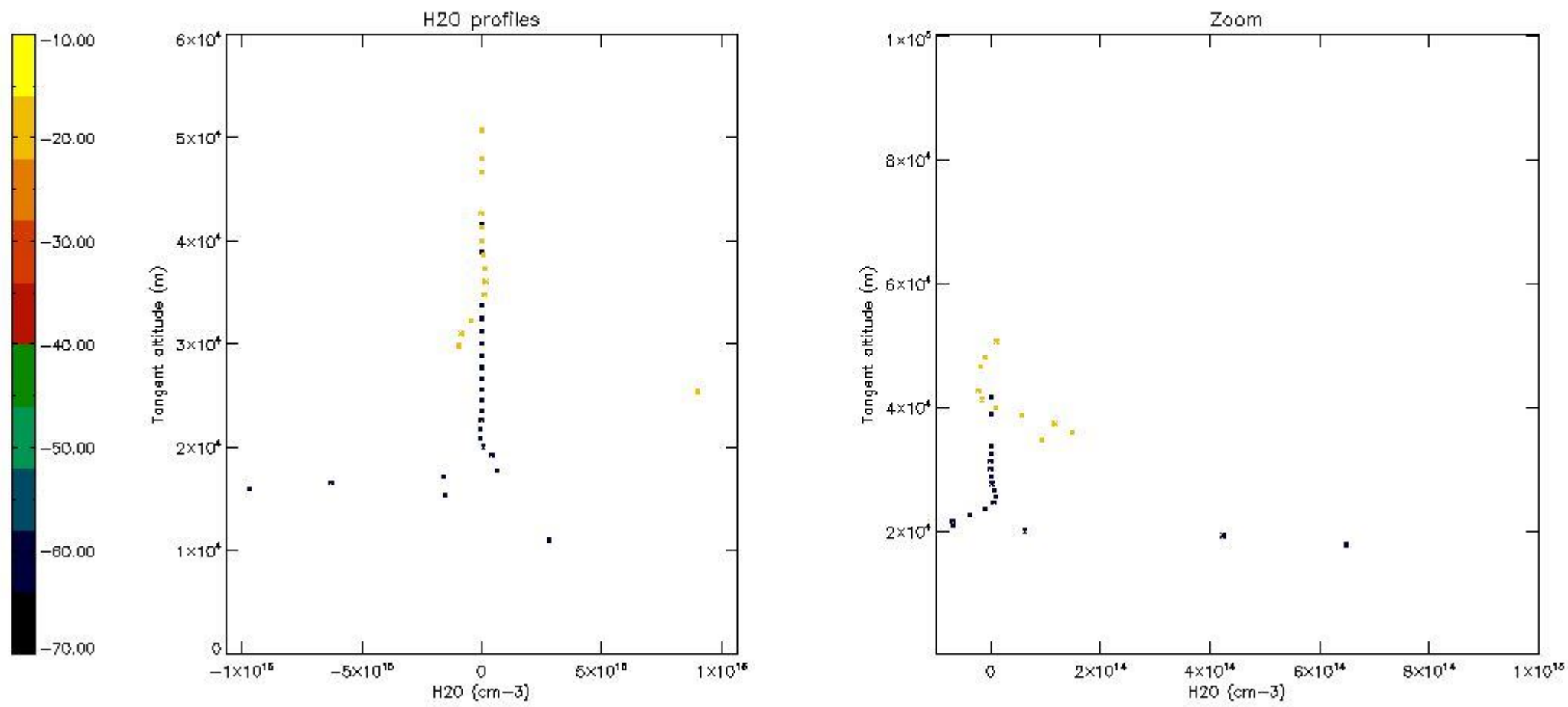
5.7 Plot NO3 profiles for all STD (dark without errors)

The colorbar represents the latitude.



5.8 Plot H₂O profiles for all STD (only for occultations of stars 1,2,3,4,13,14,16,26,63 dark without errors)

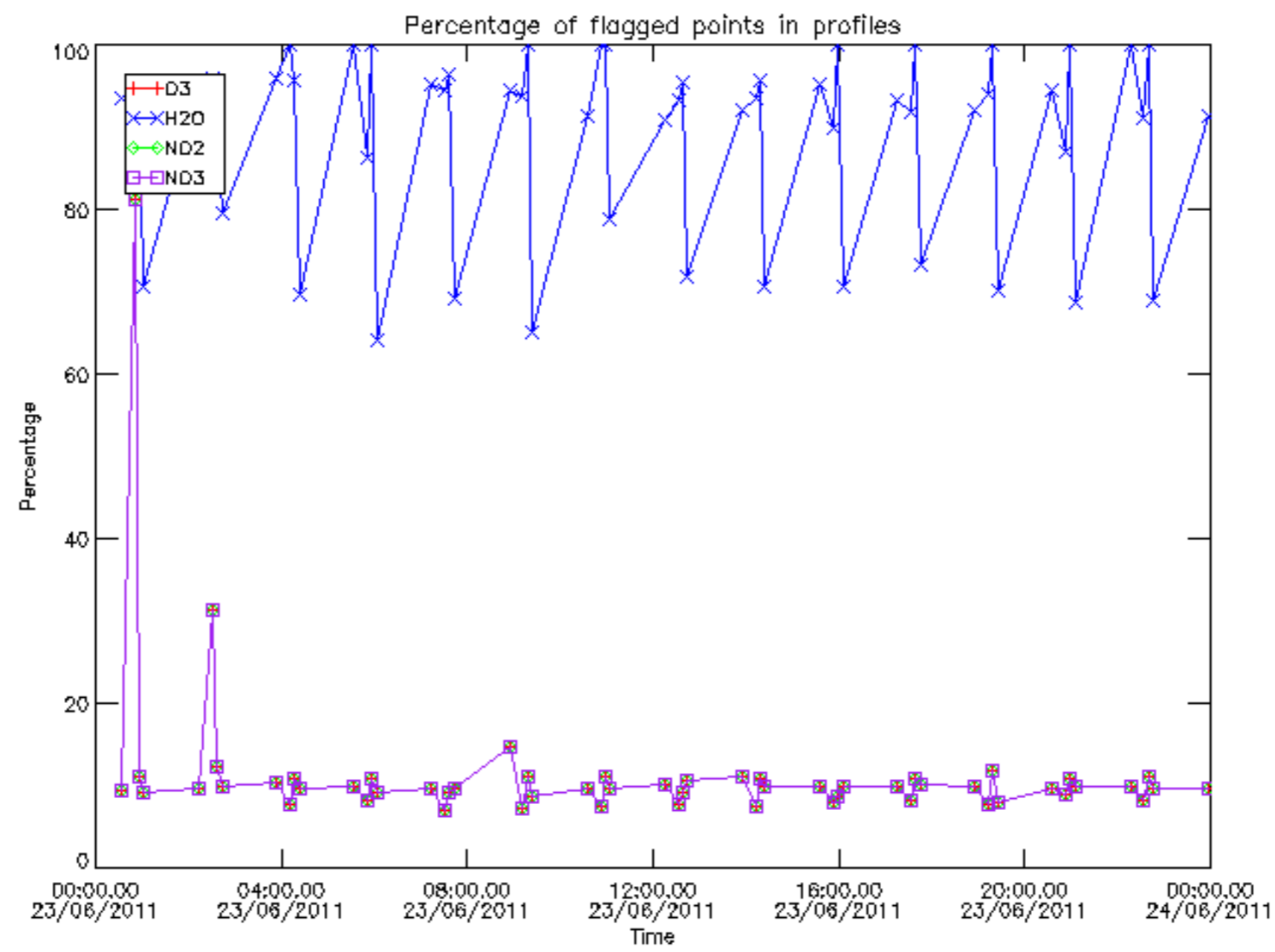
The colorbar represents the latitude.



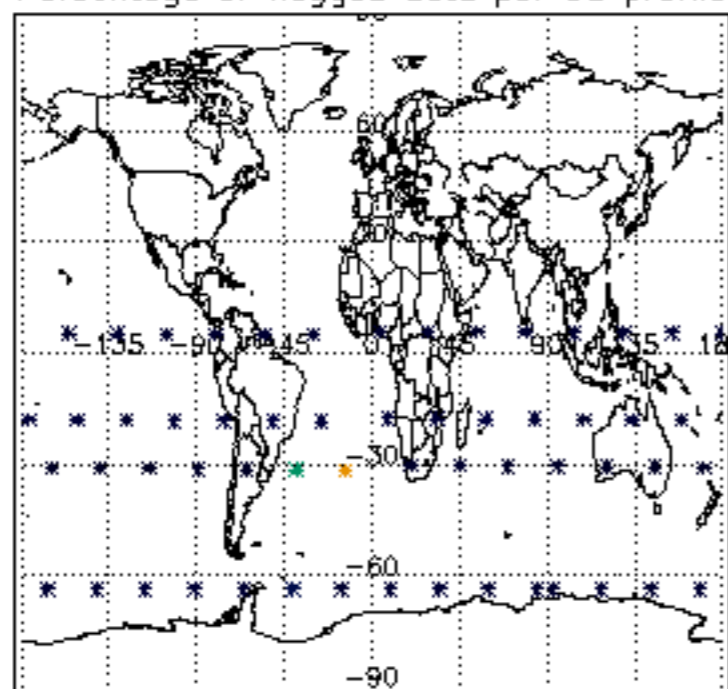
6. Auxiliary Data Files used for the production reported in section 2

The number reported in the third column indicates since which file (see list in section 2) the corresponding auxiliary file has been used. The fourth column is the date of those product files.

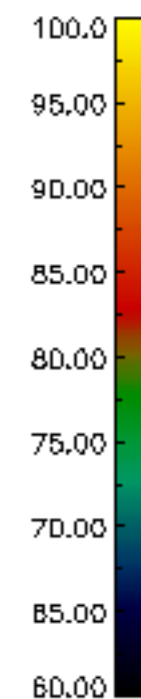
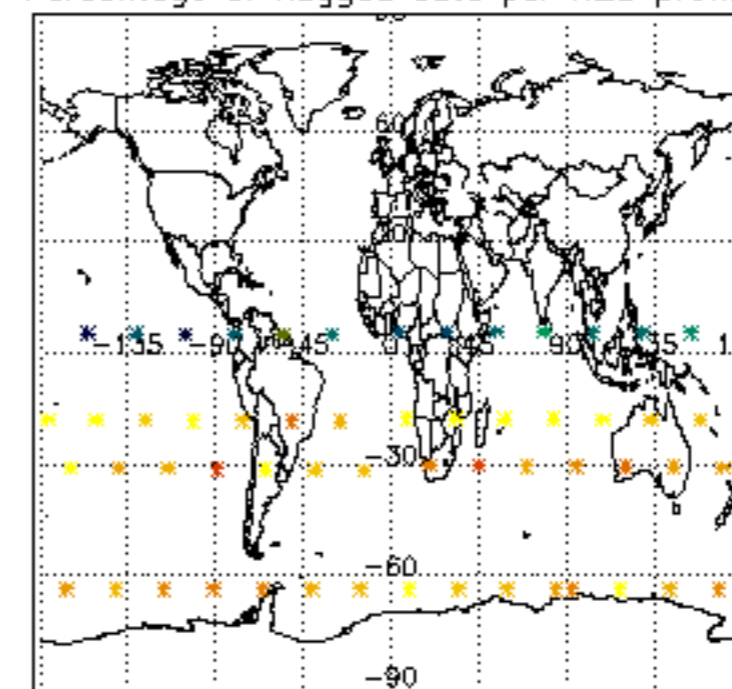
Type	Auxiliary Filename	Used since product	Used since product date
INST_PHYS_CHARACTERISTICS	GOM_INS_AXVIEC20091111_143220_20030716_120000_20500101_000000	1	23-JUN-2011 00:00:59
LEVEL-2_PROC_CONFIG	GOM_PR2_AXVIEC20091111_152718_20020301_000000_20500101_000000	1	23-JUN-2011 00:00:59
CROSS_SECTIONS_FILE	GOM_CRS_AXVIEC20091111_154832_20020301_000000_20500101_000000	1	23-JUN-2011 00:00:59



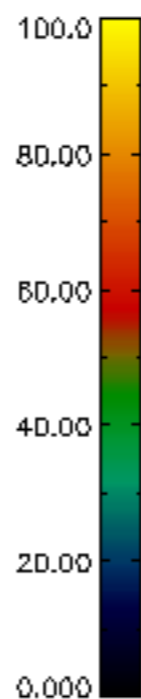
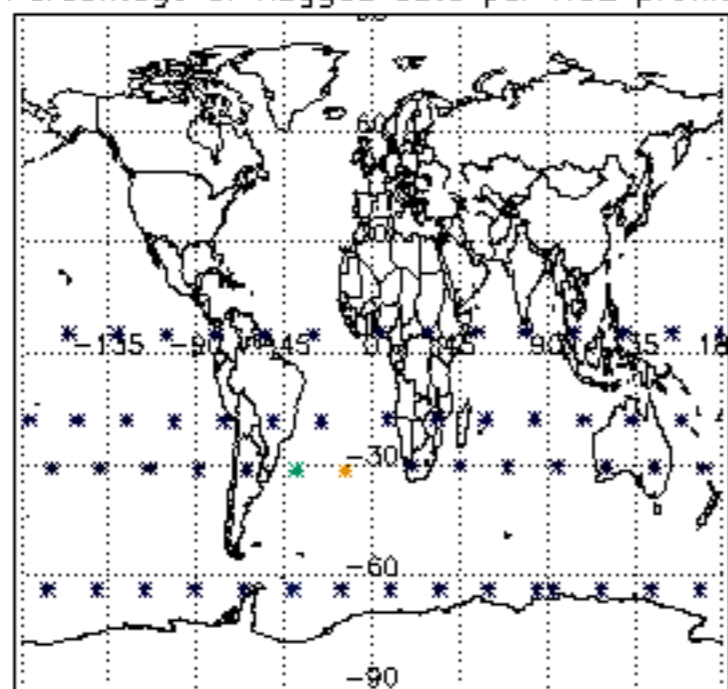
Percentage of flagged data per D3 profile



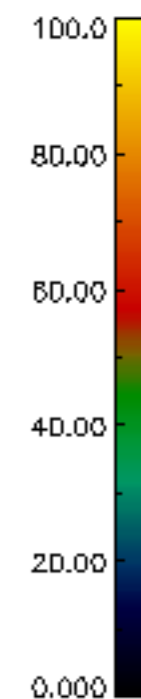
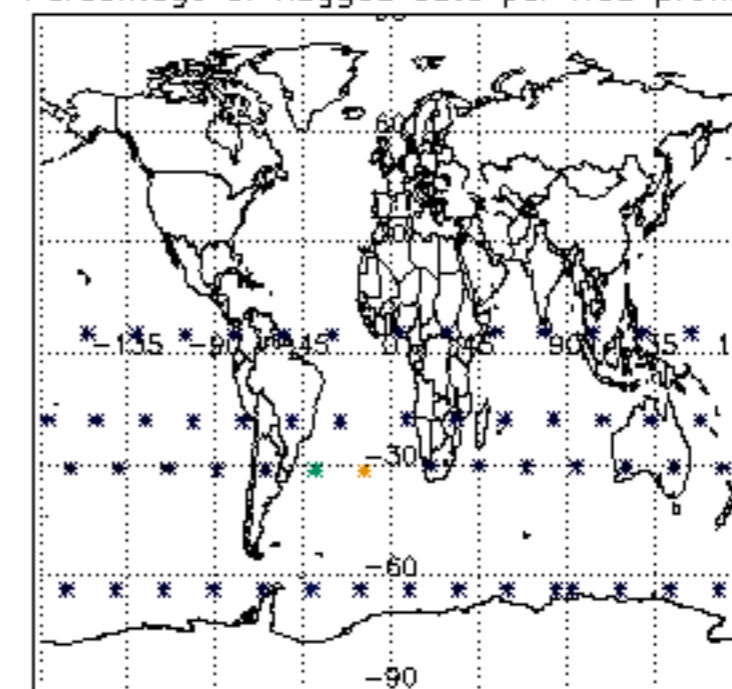
Percentage of flagged data per H2O profile

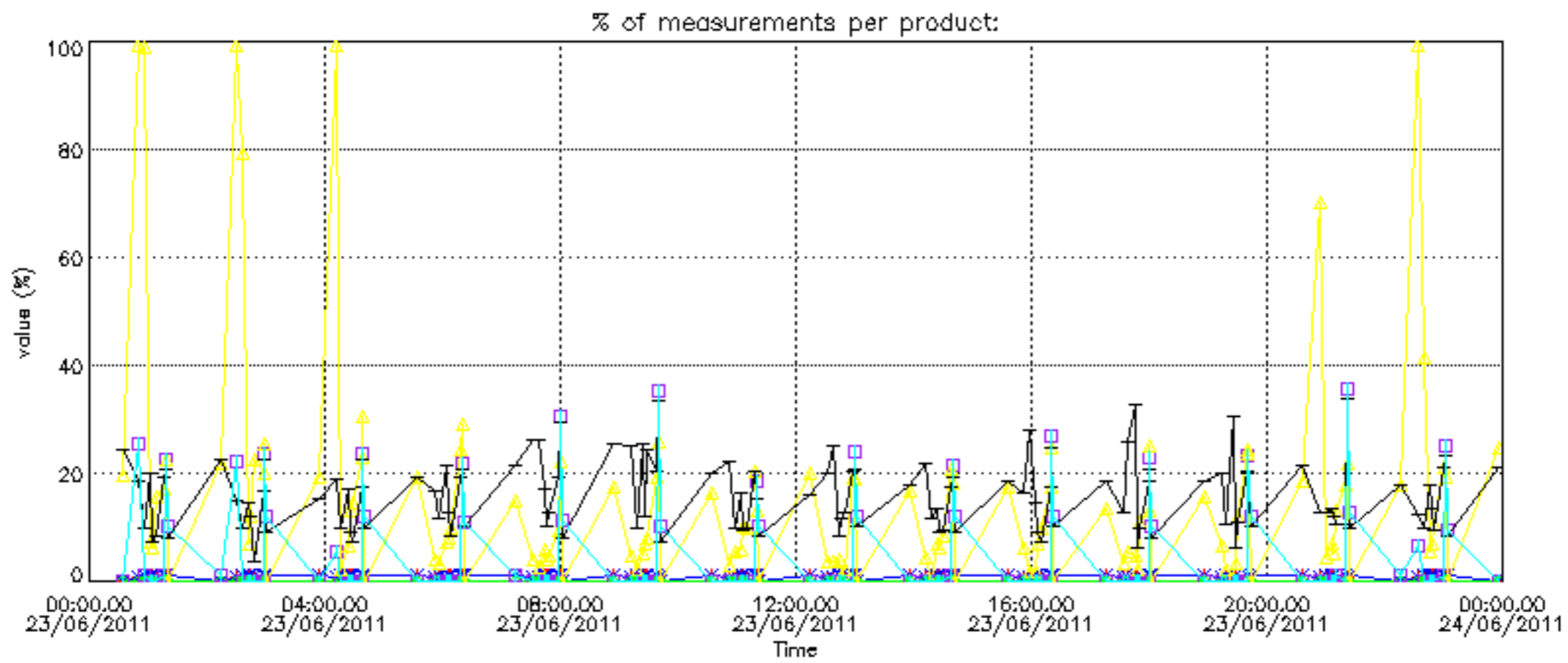


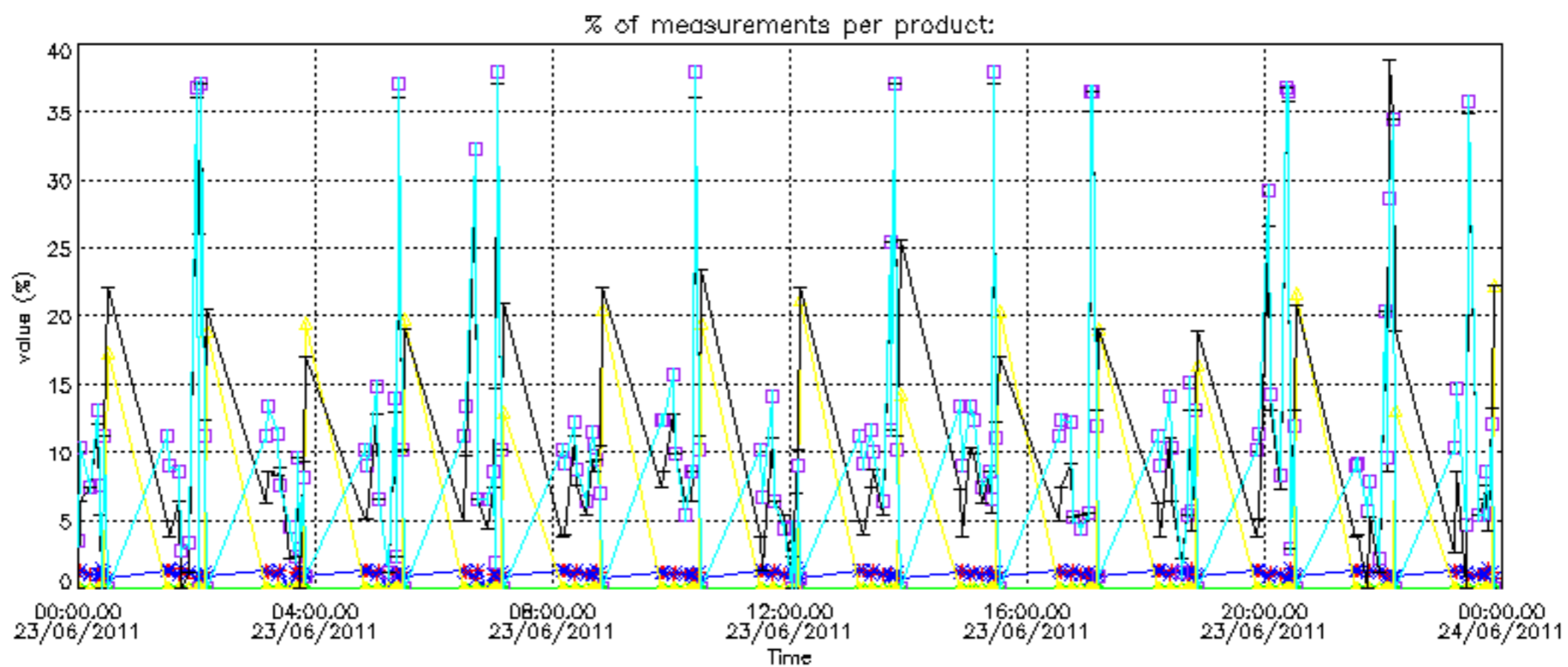
Percentage of flagged data per NO2 profile



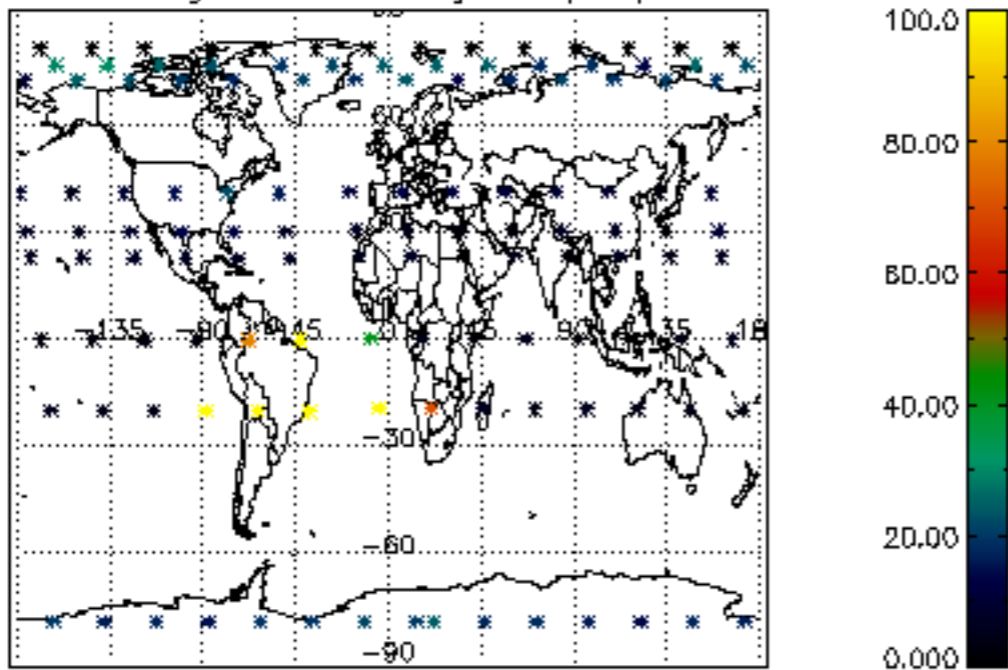
Percentage of flagged data per NO3 profile



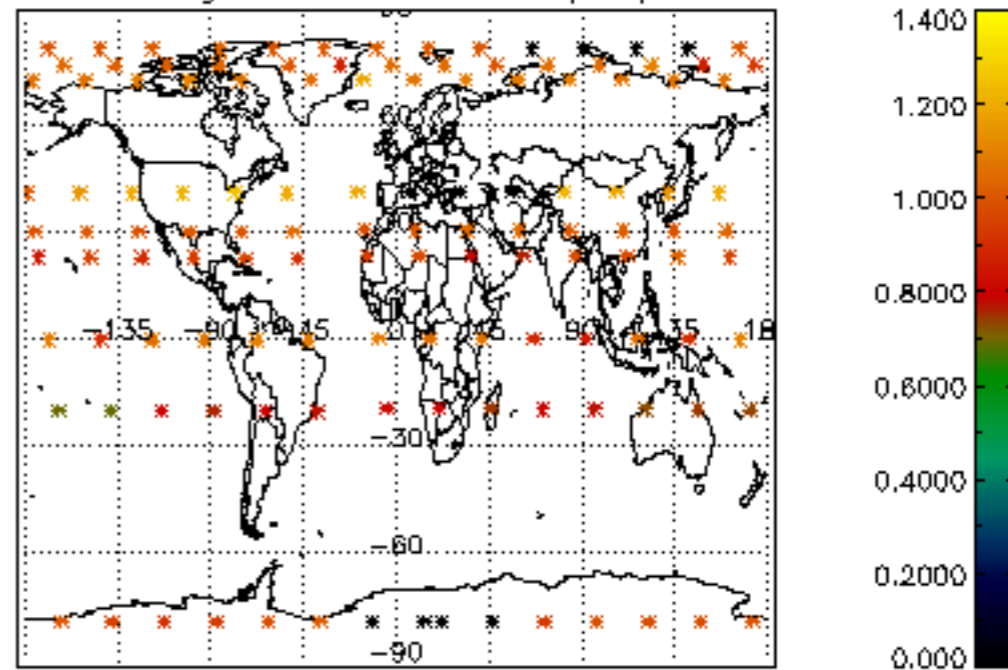




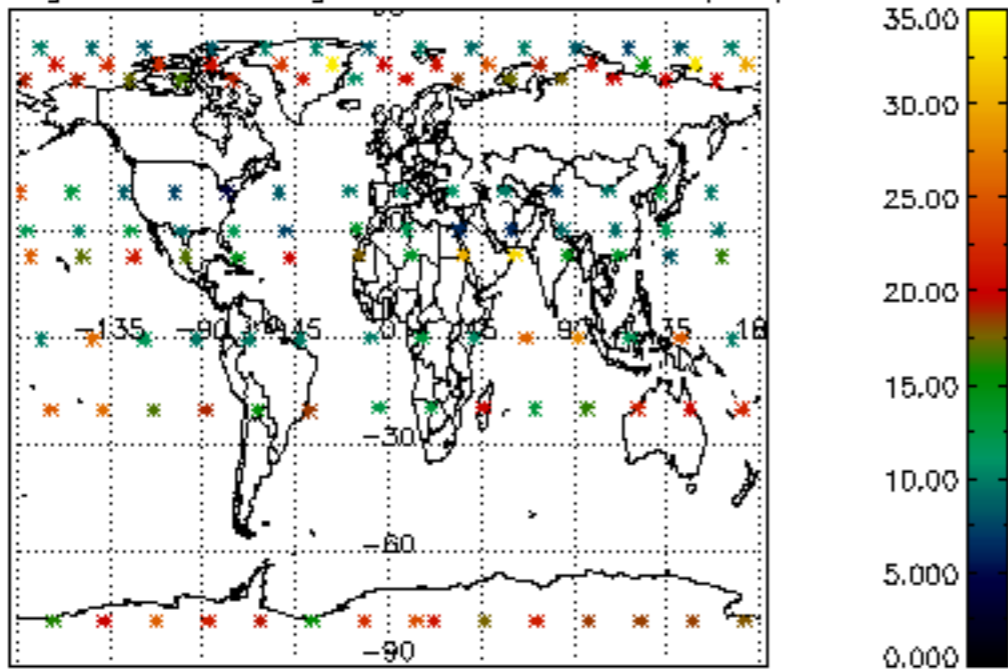
Percentage of cosmic ray hits per profile



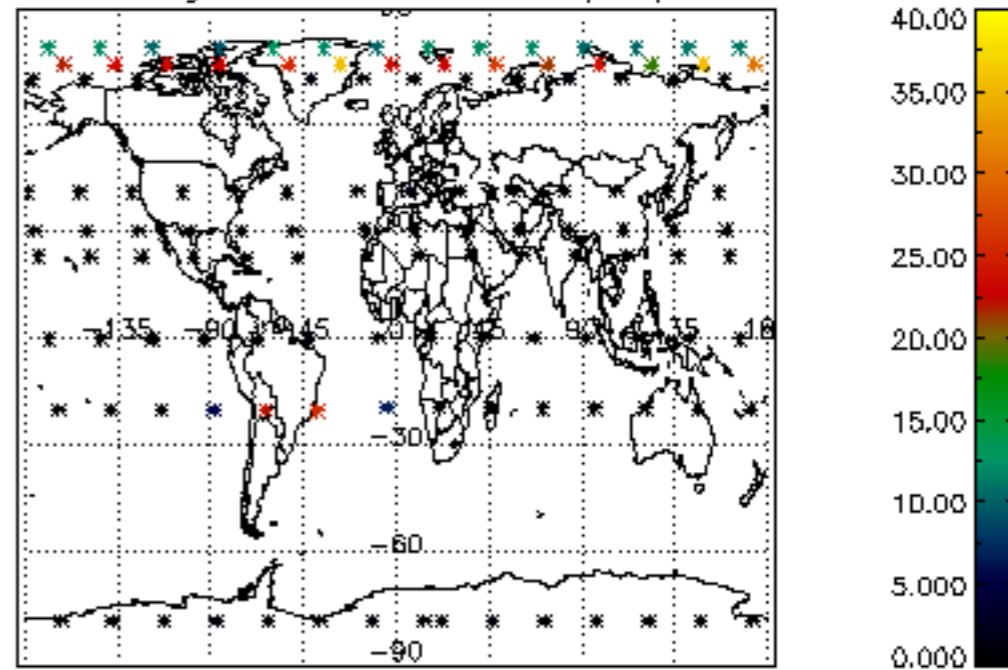
Percentage of datation errors per profile



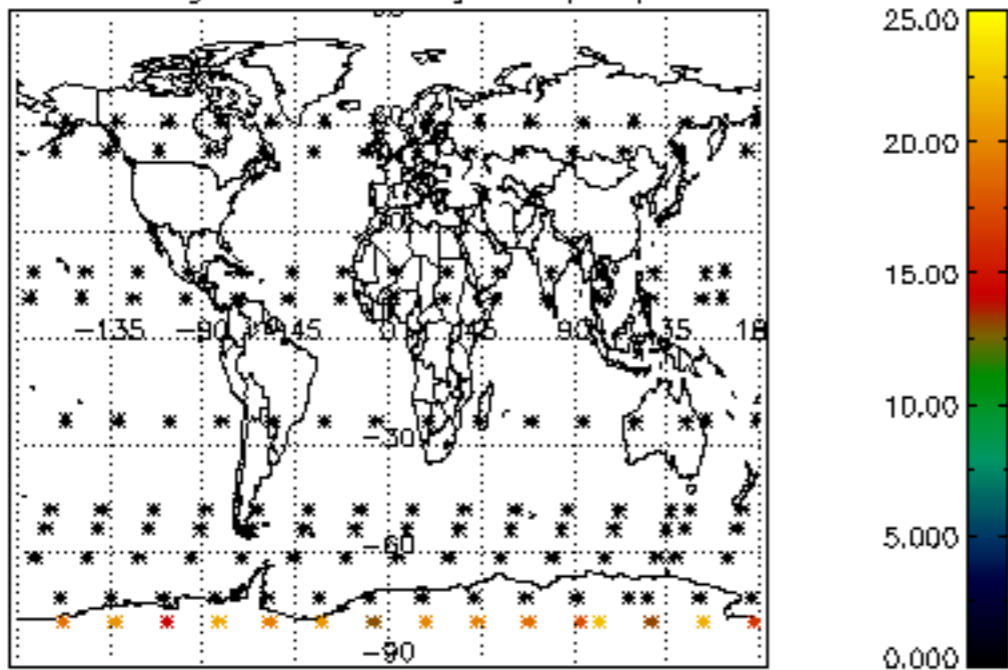
Percentage of star falling outside central band per profile



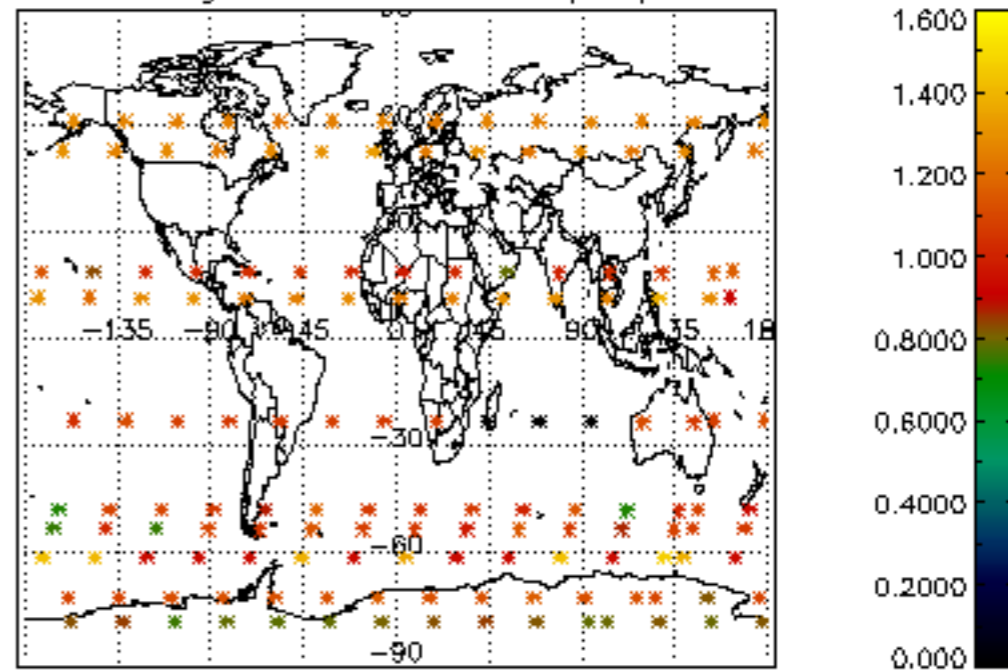
Percentage of saturation errors per profile



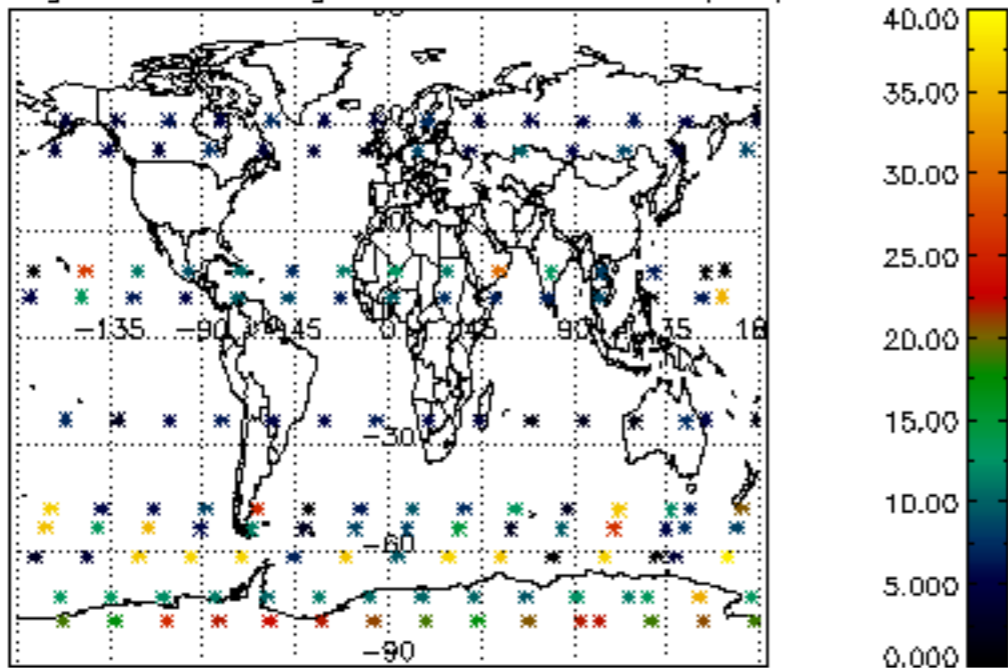
Percentage of cosmic ray hits per profile



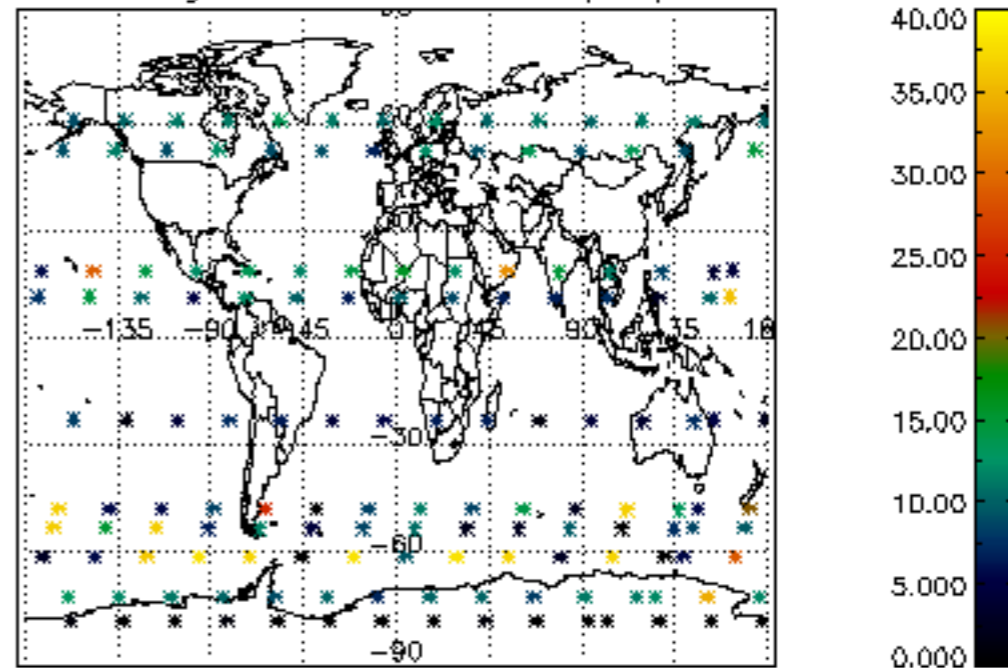
Percentage of datation errors per profile

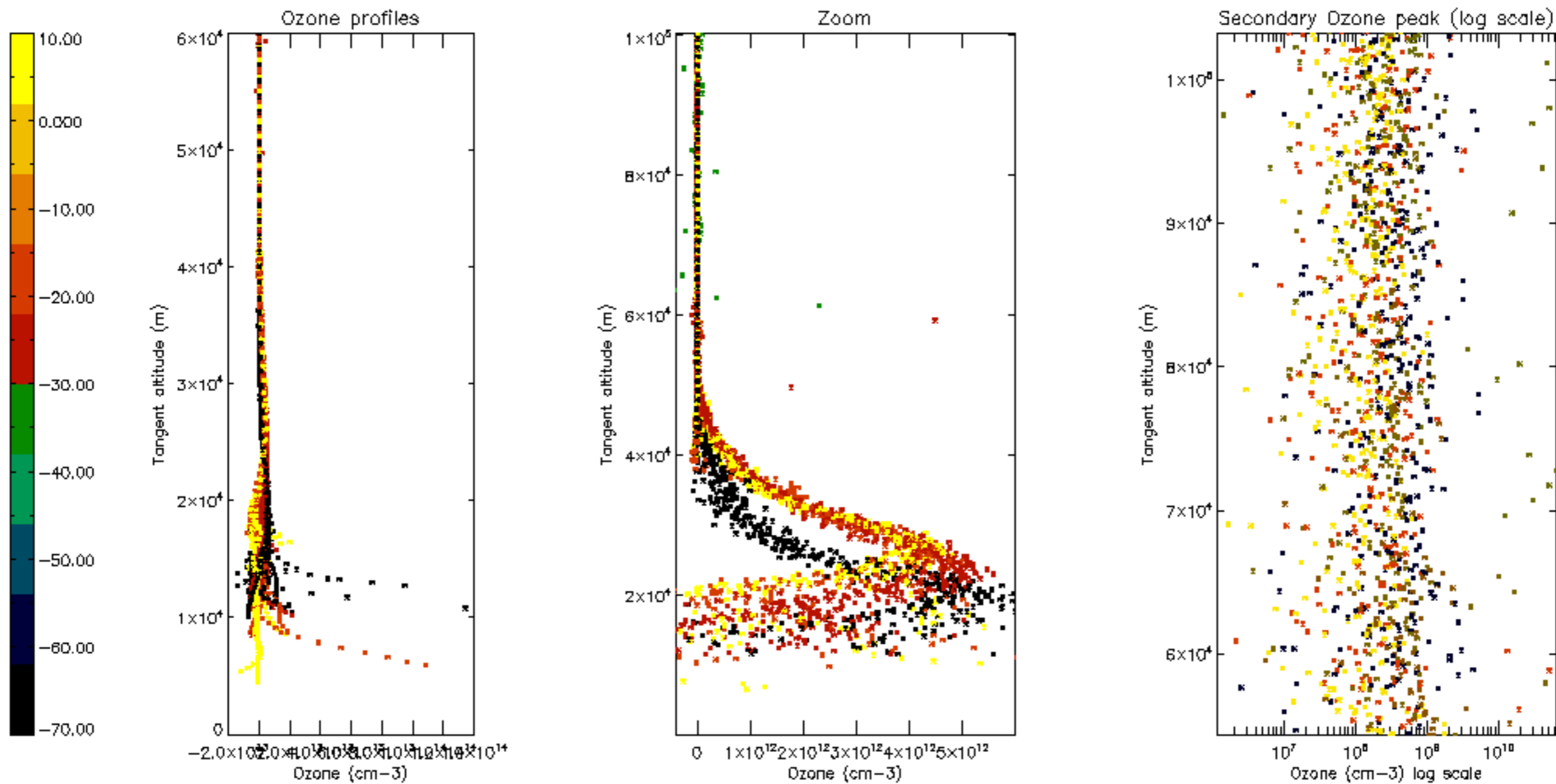


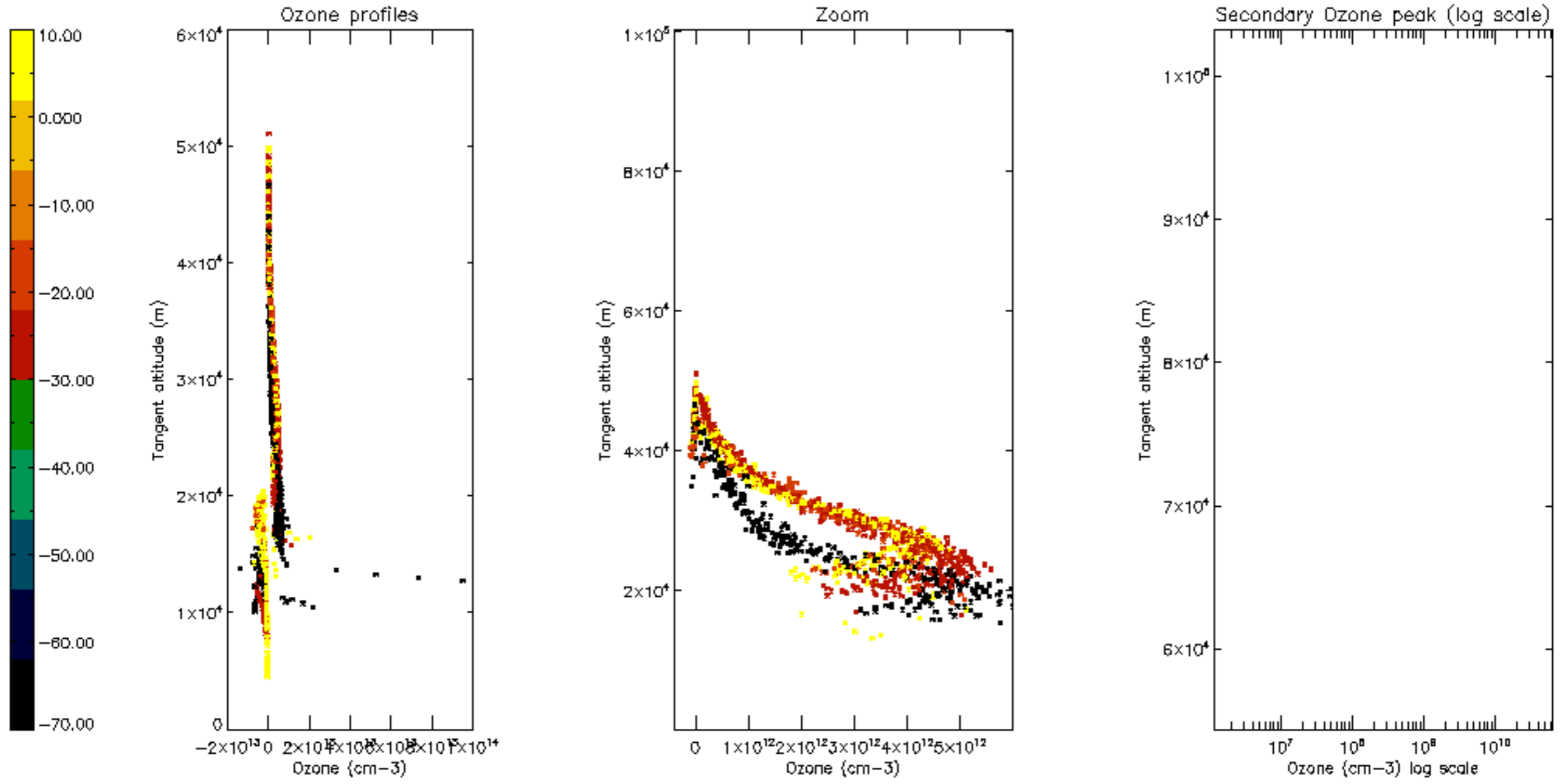
Percentage of star falling outside central band per profile

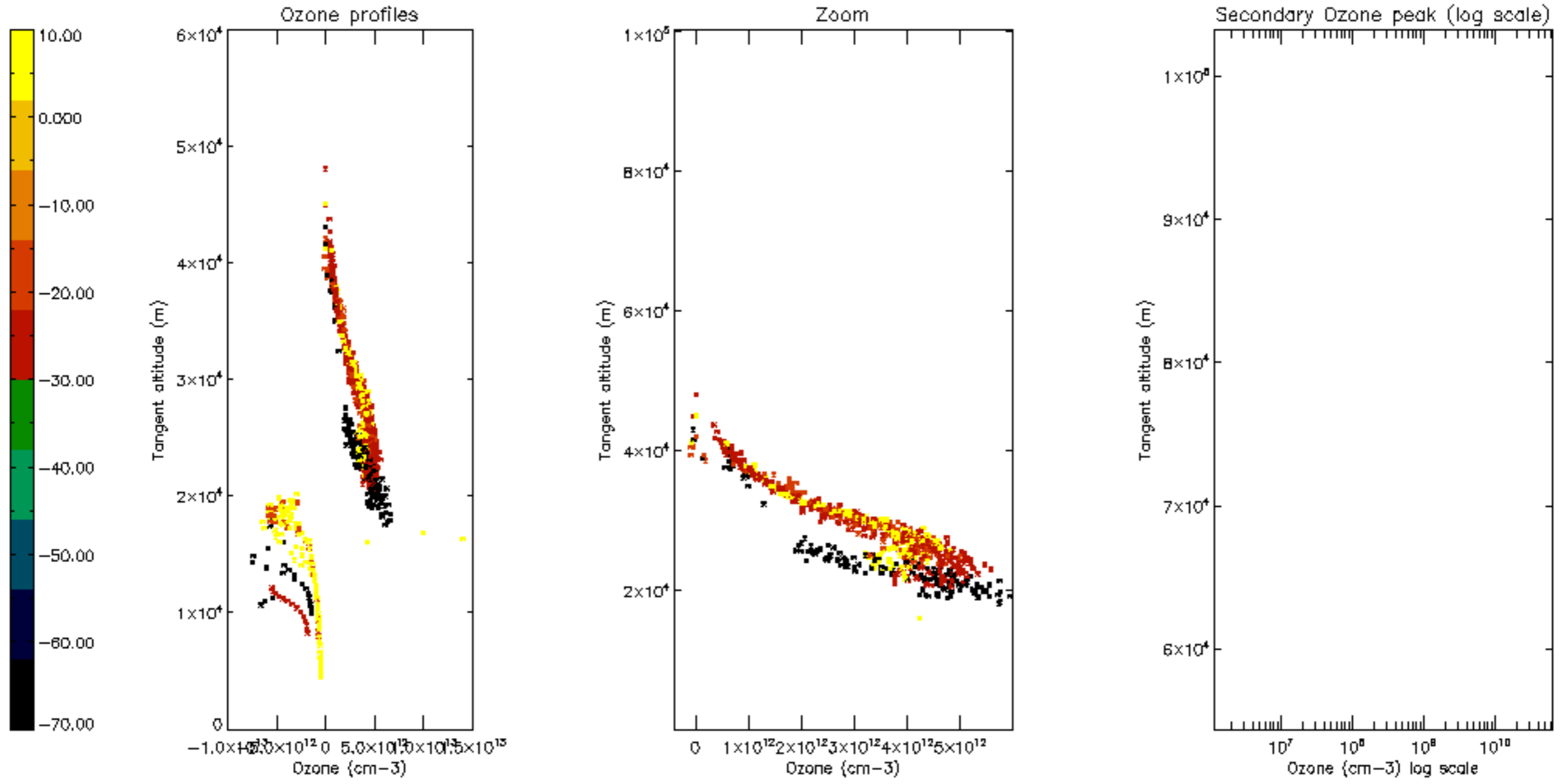


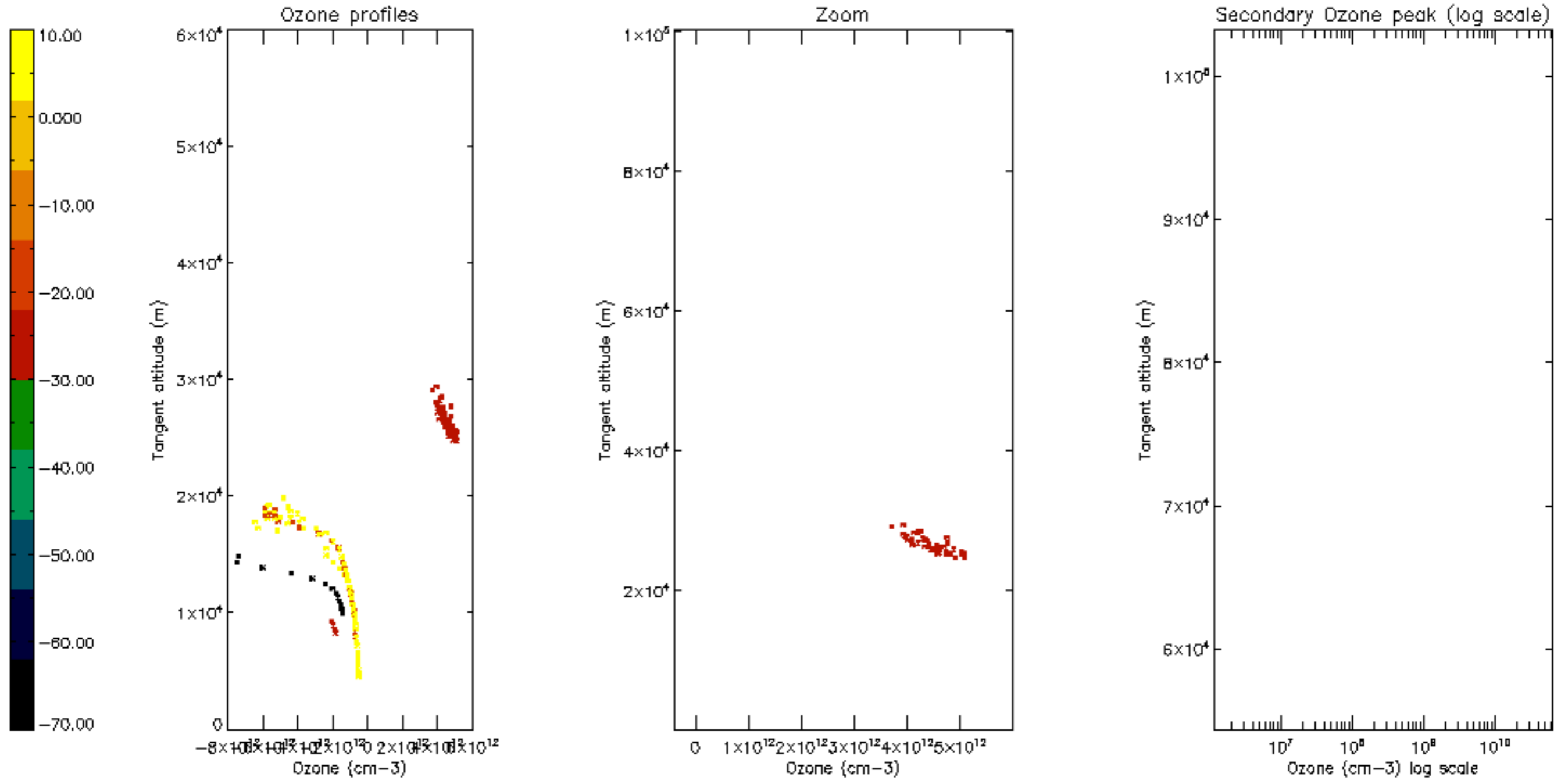
Percentage of saturation errors per profile

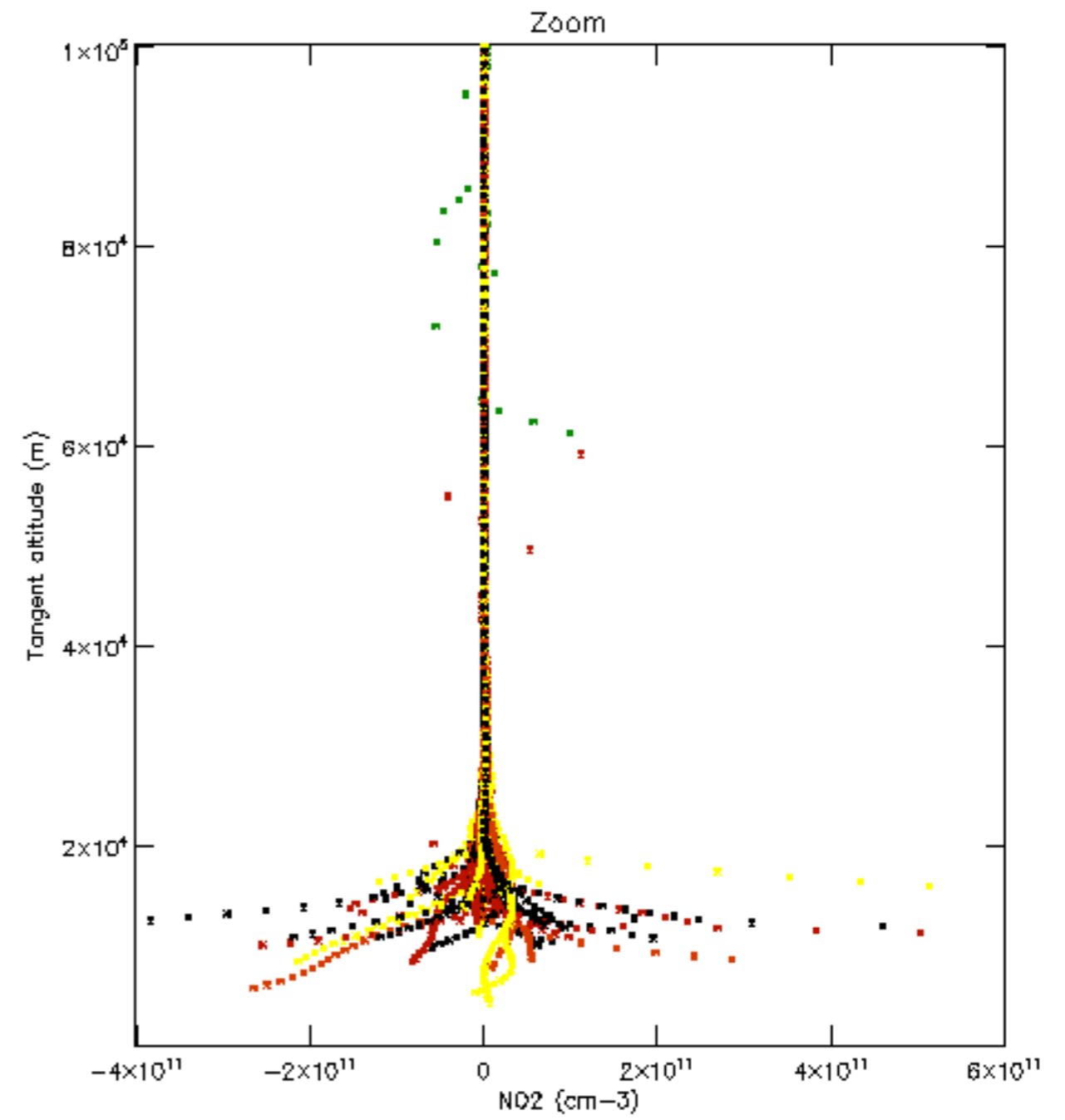
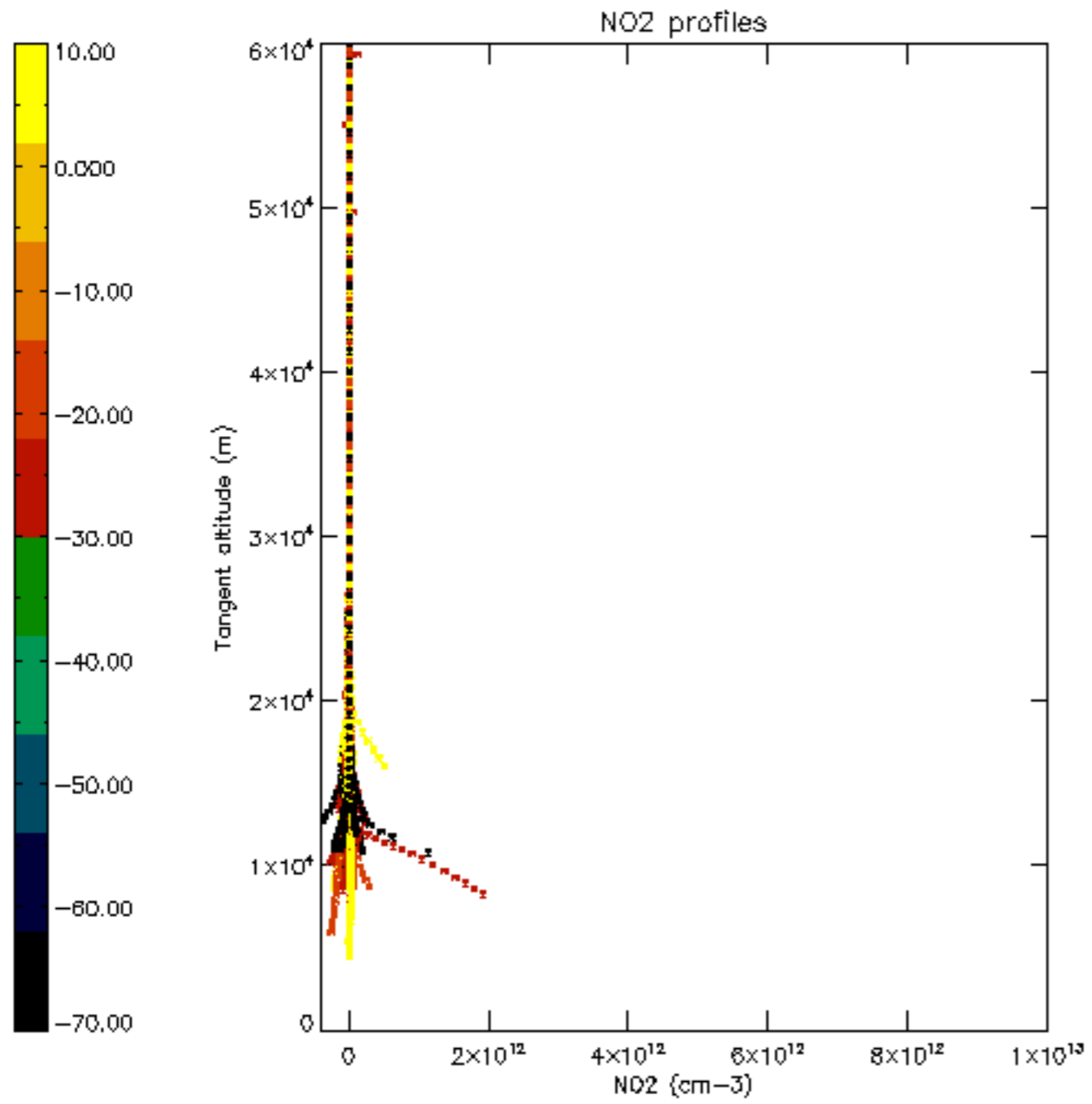


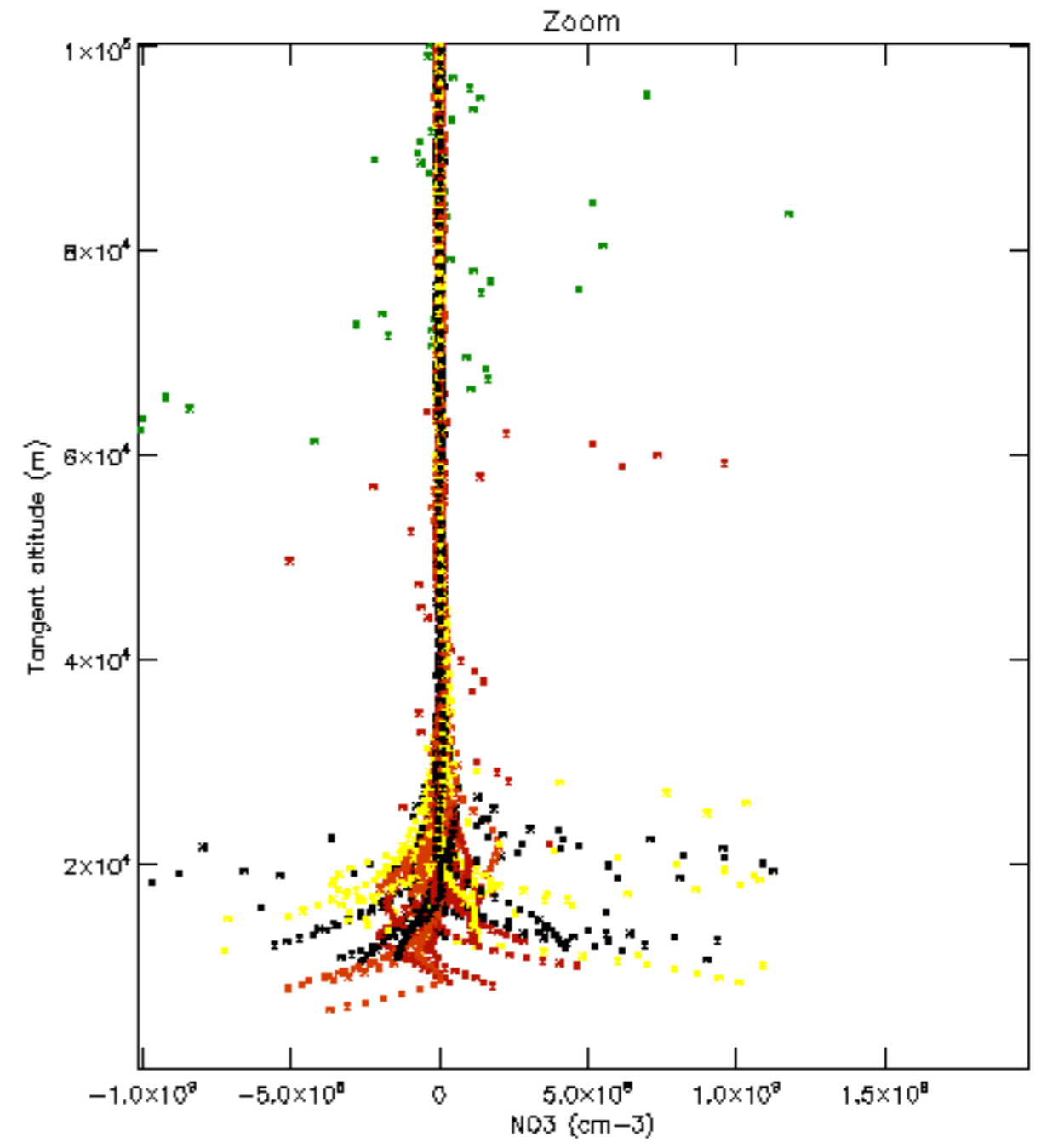
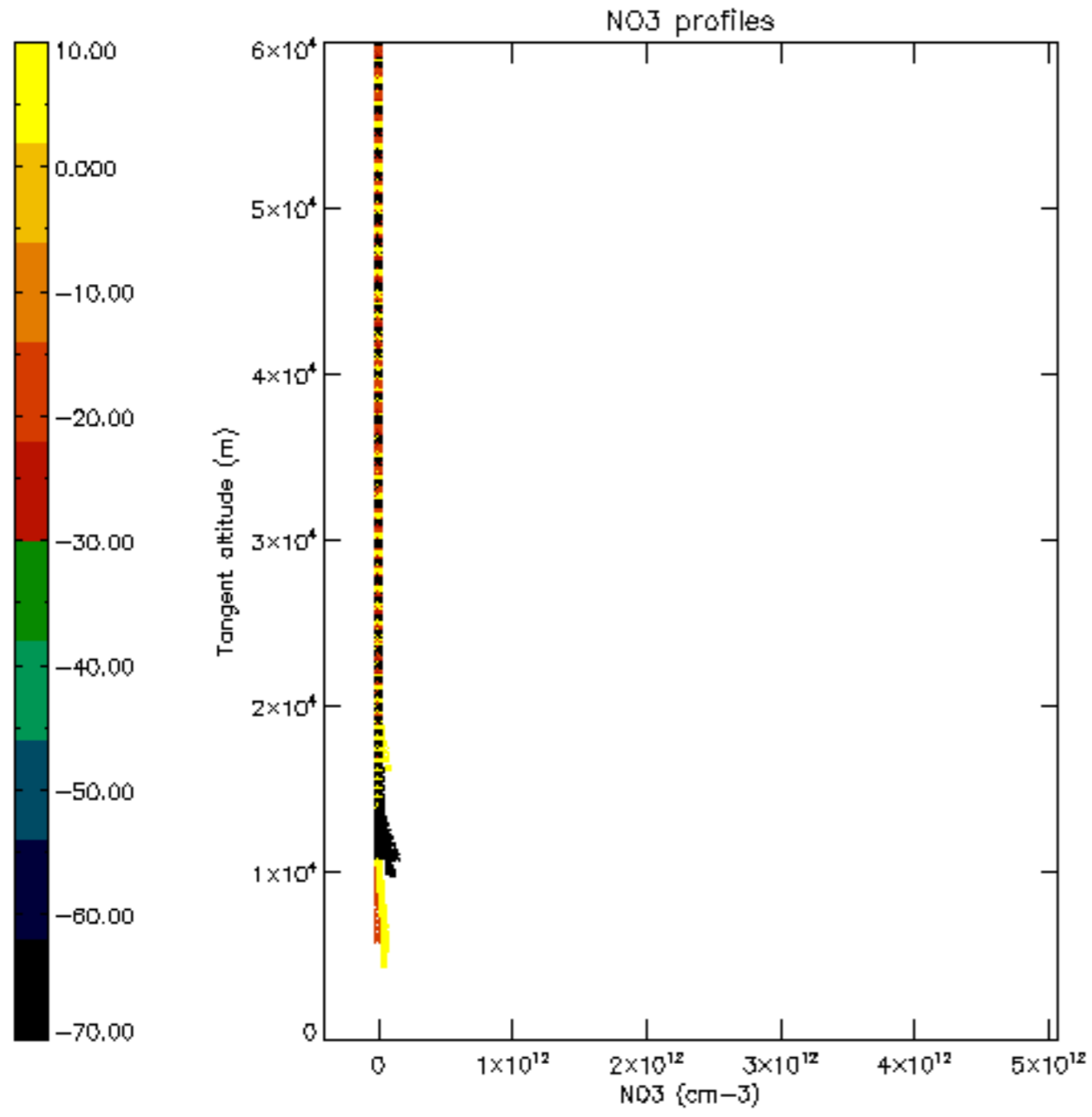


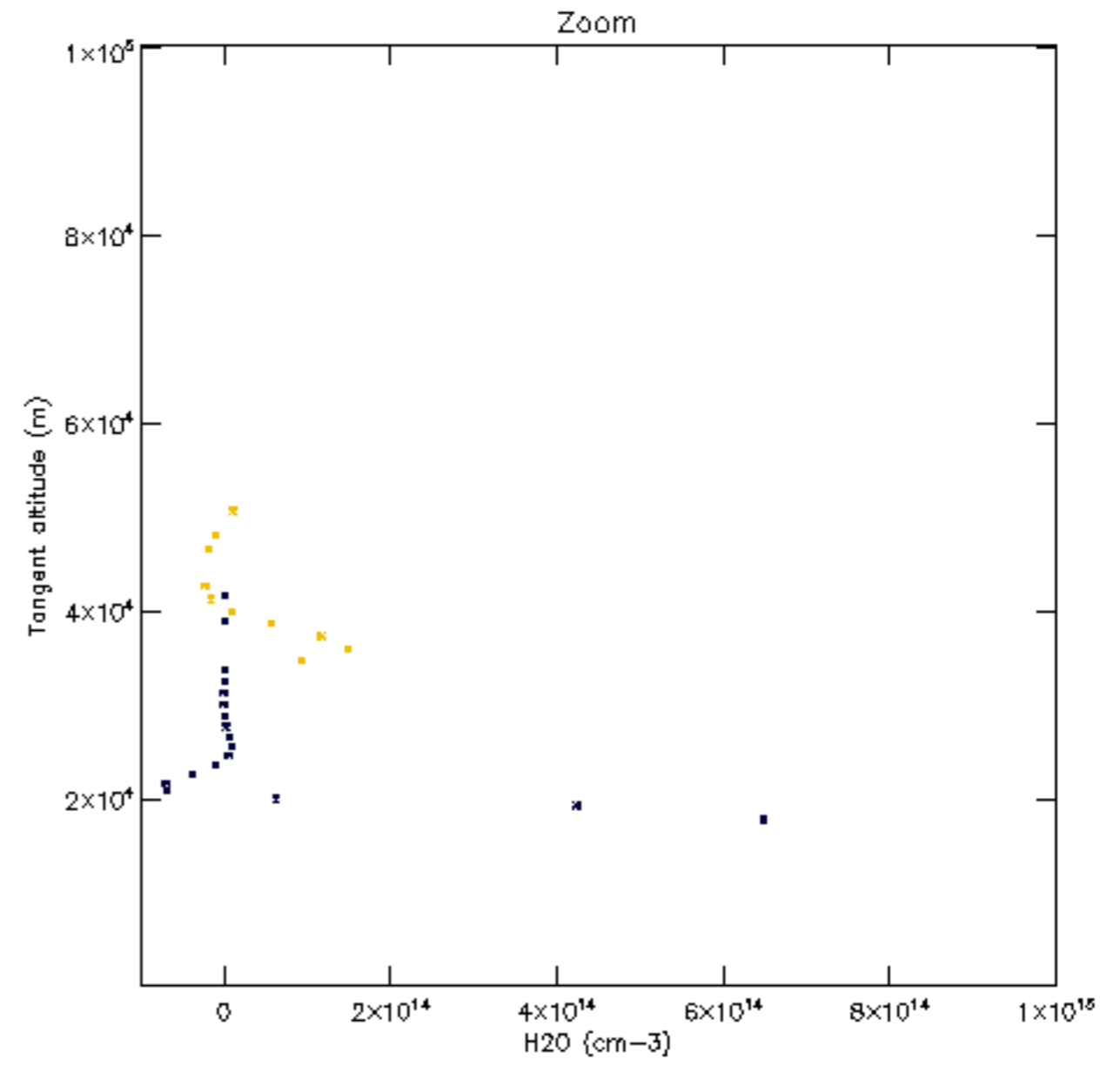
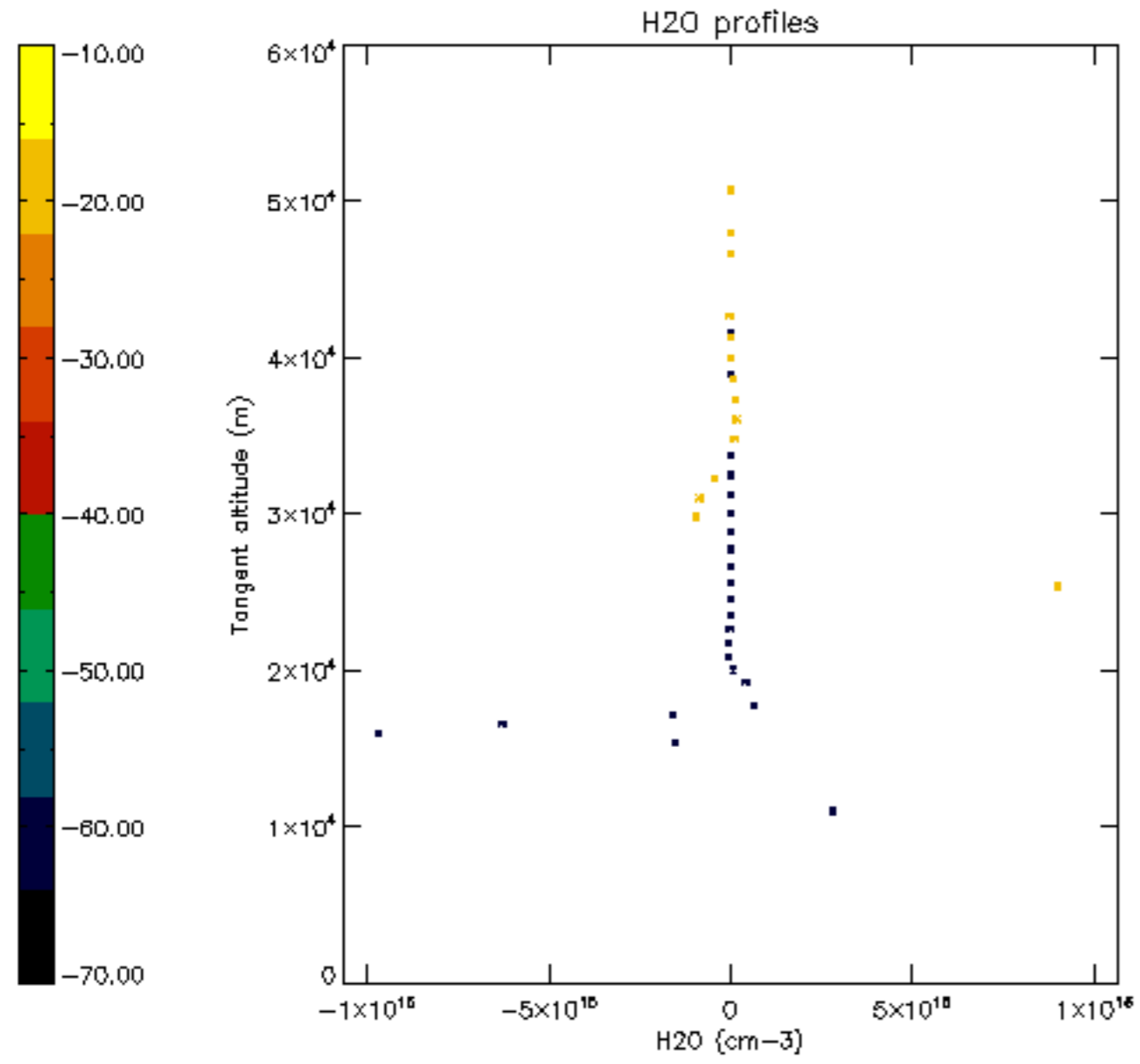


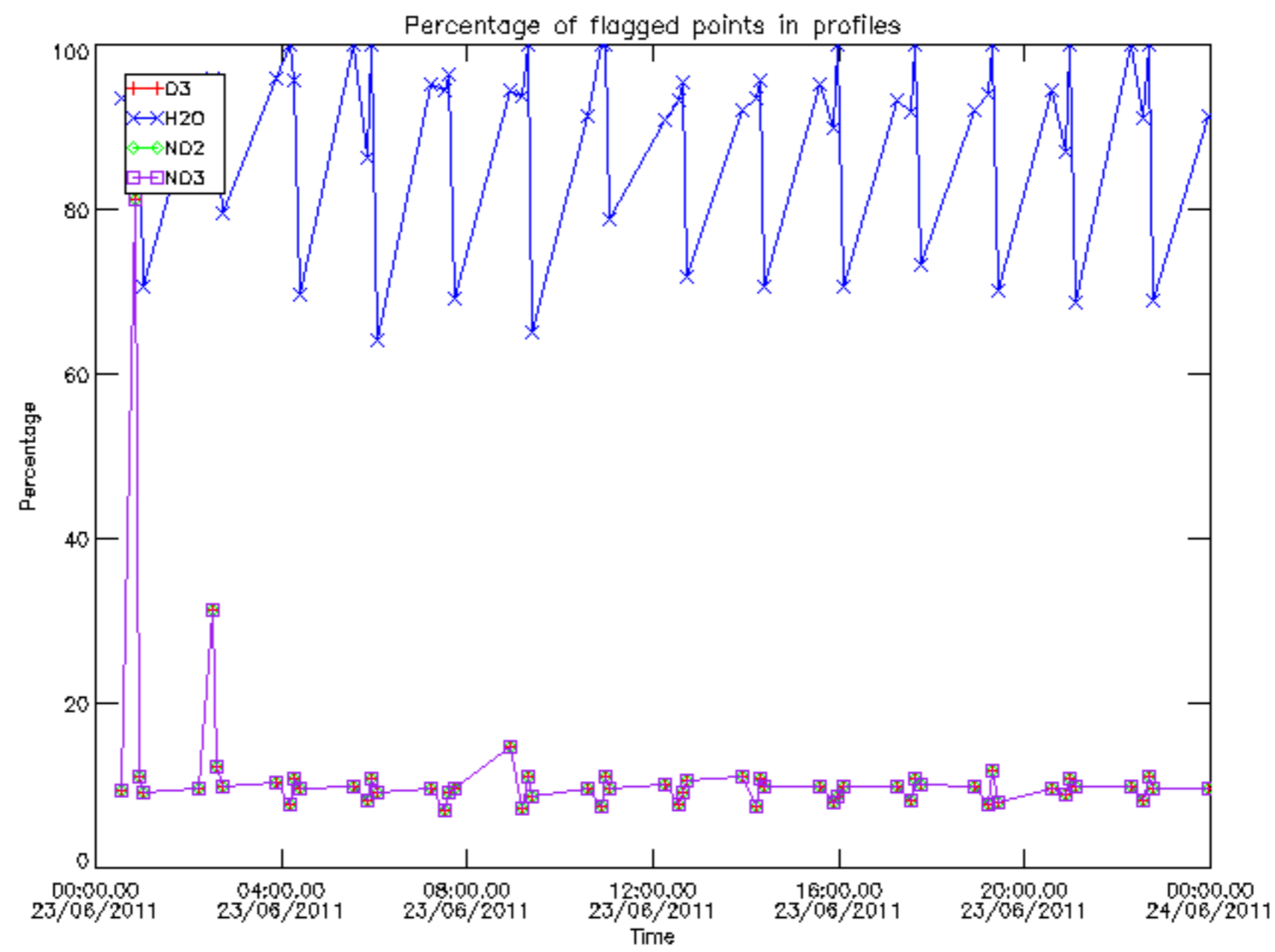




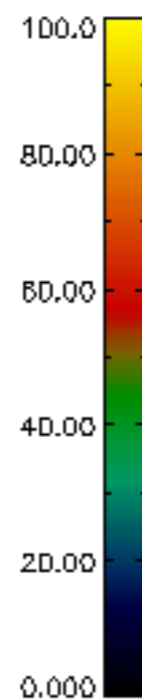
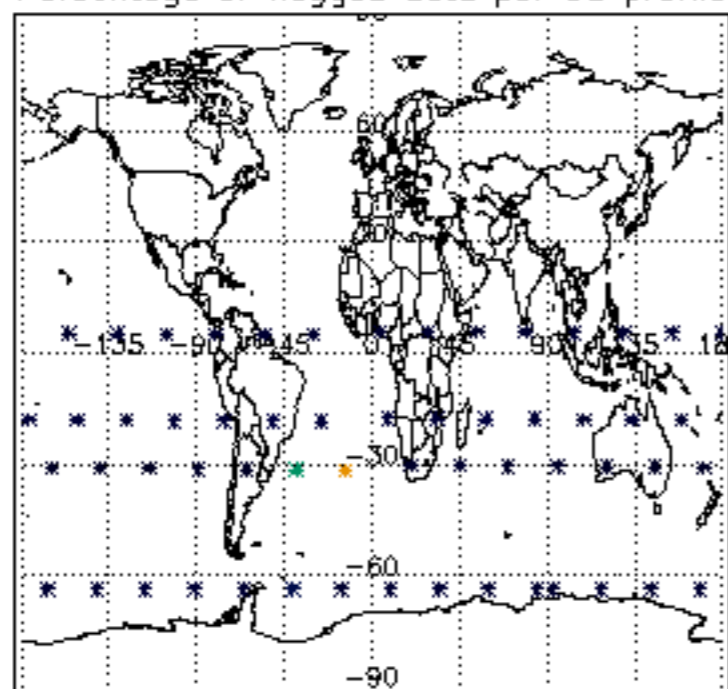




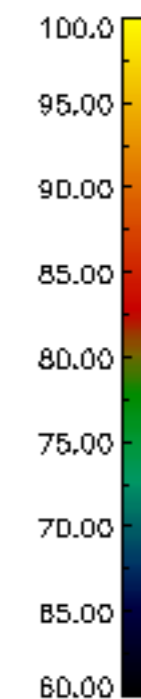
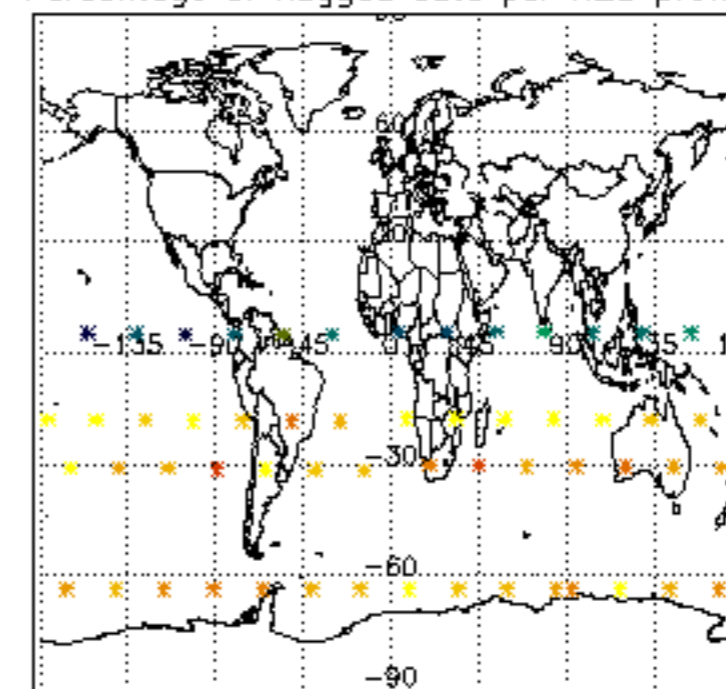




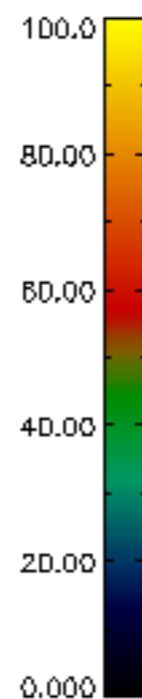
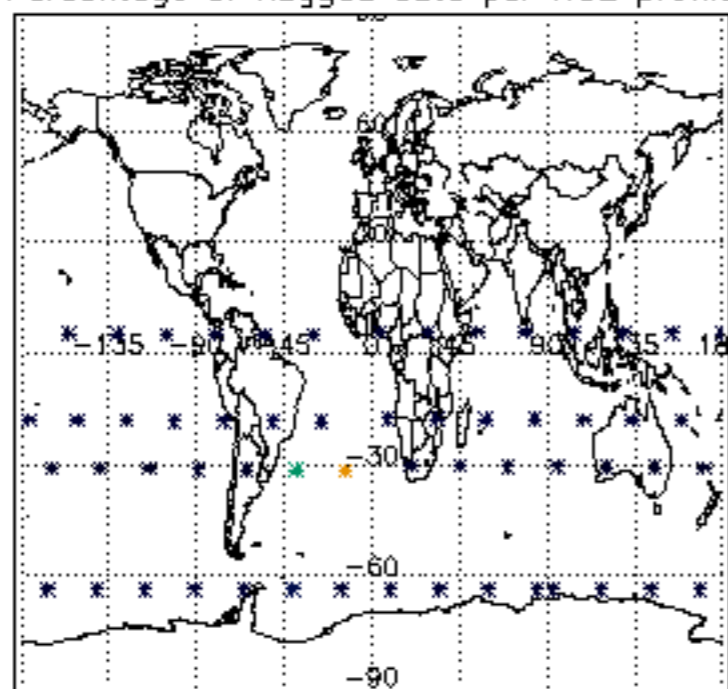
Percentage of flagged data per D3 profile



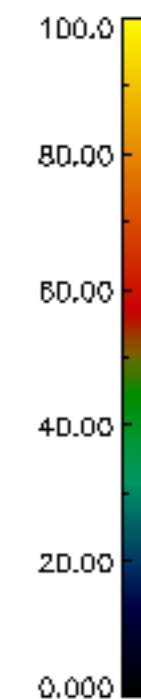
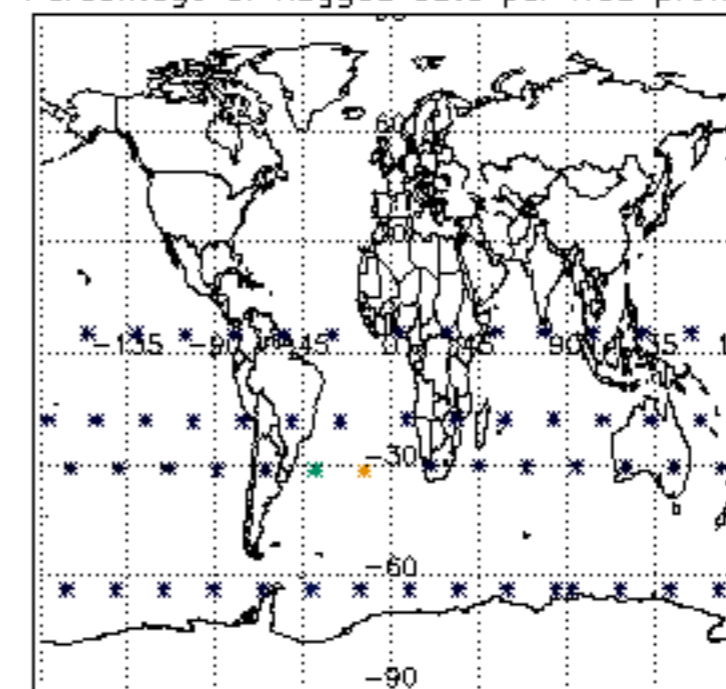
Percentage of flagged data per H2O profile

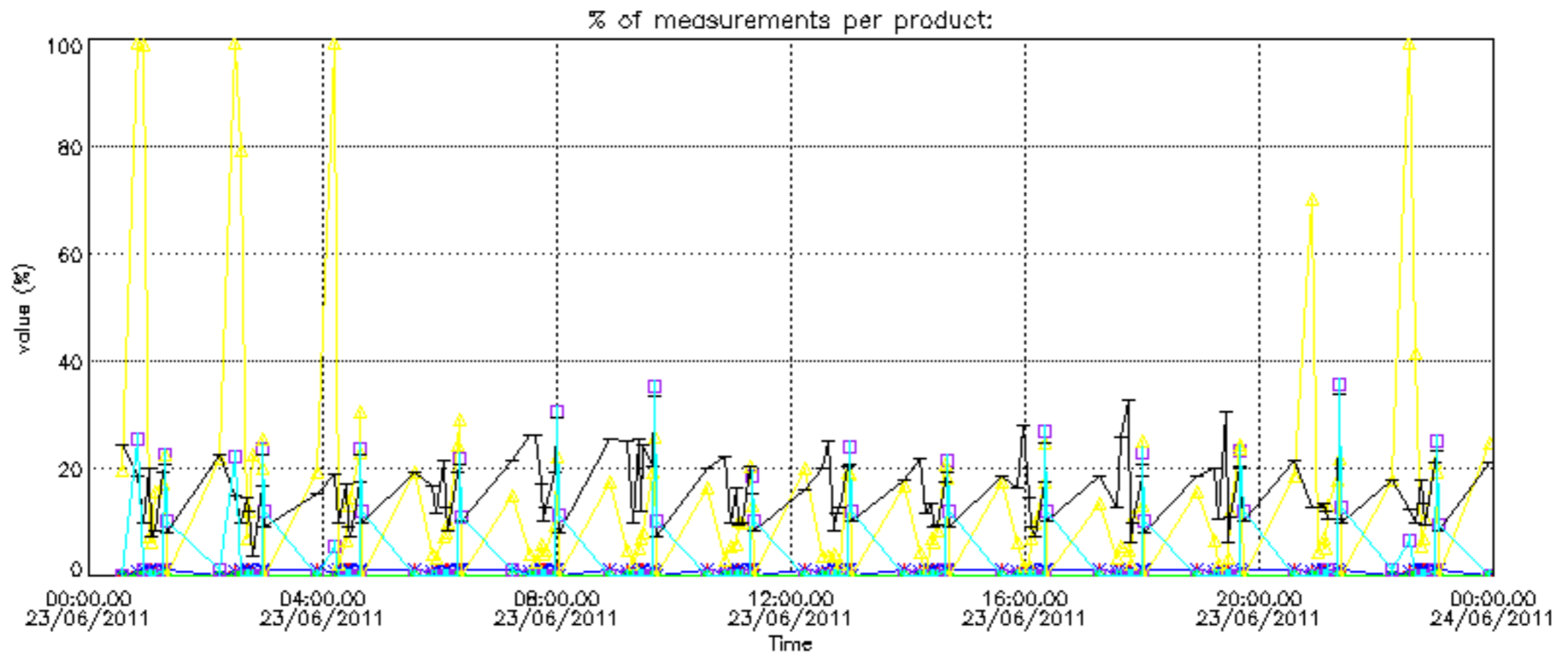


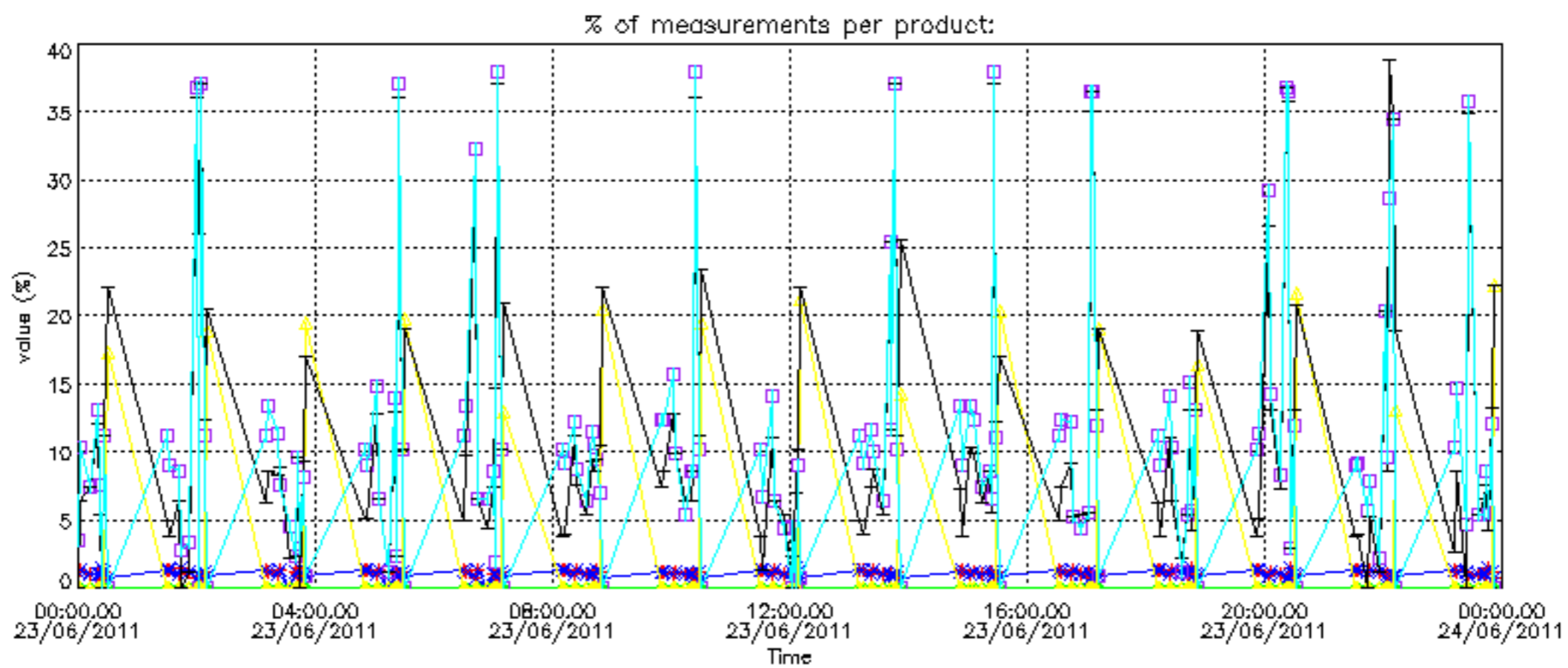
Percentage of flagged data per NO2 profile



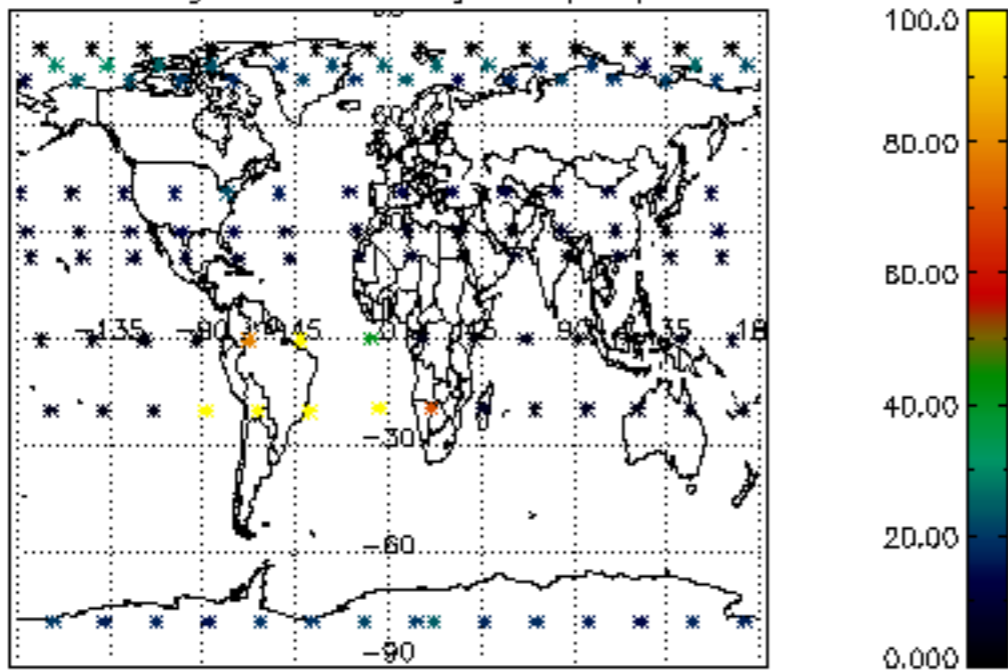
Percentage of flagged data per NO3 profile



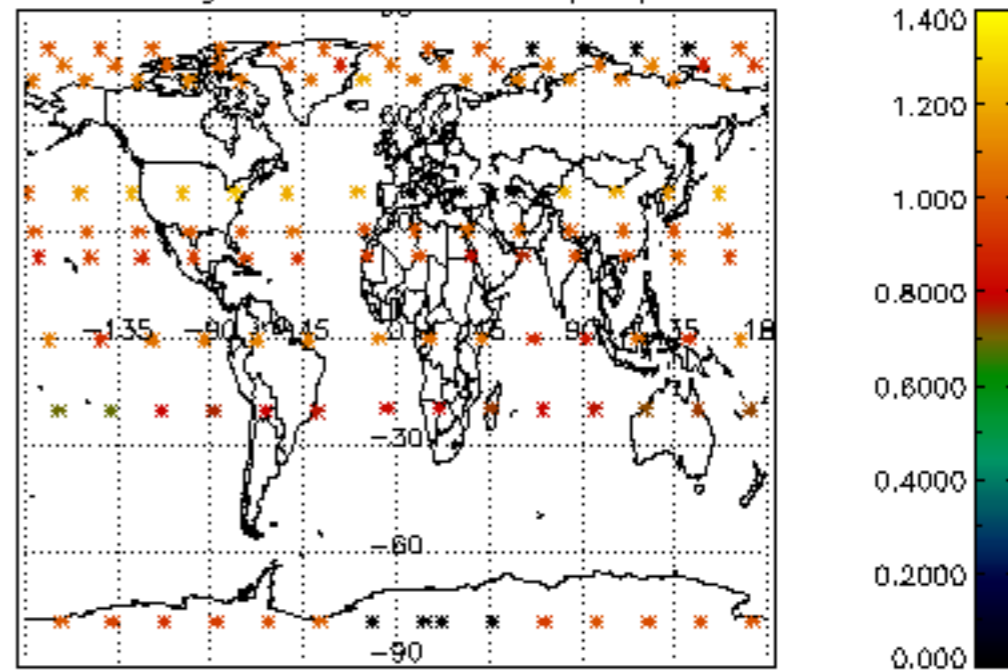




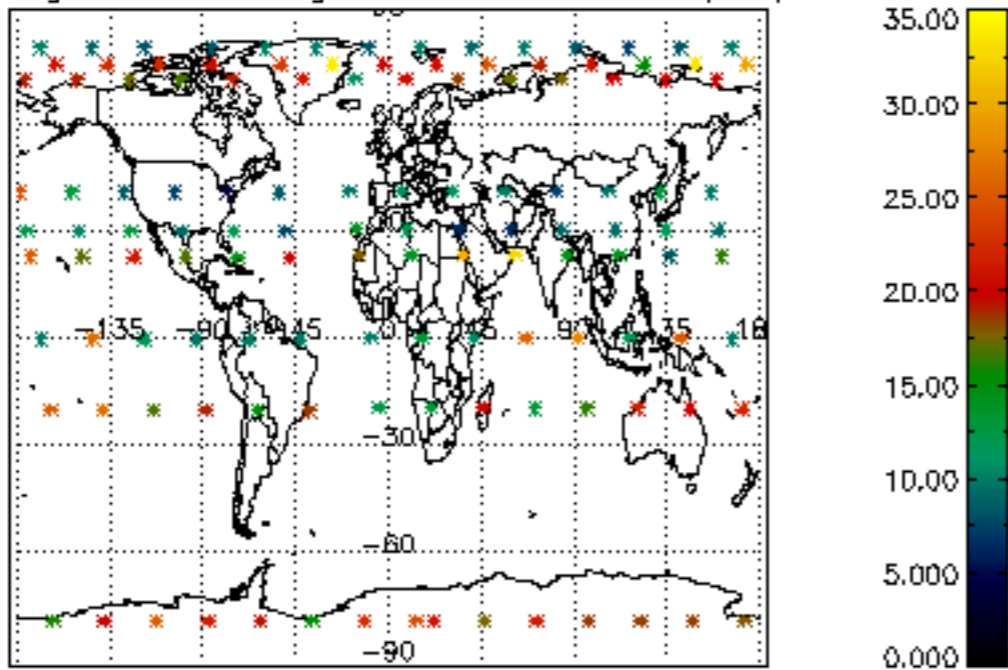
Percentage of cosmic ray hits per profile



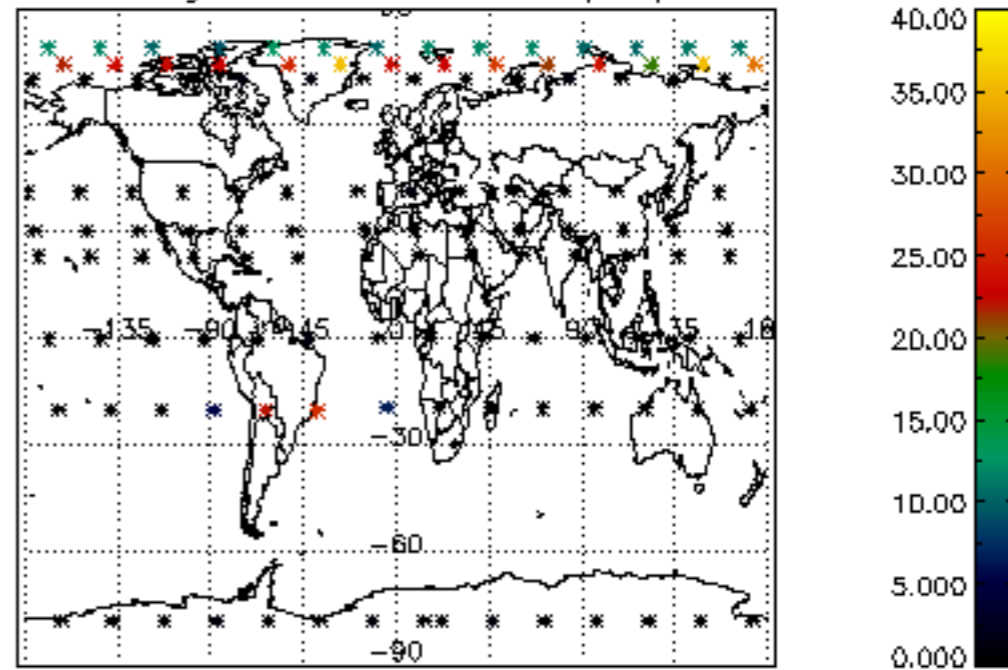
Percentage of datation errors per profile



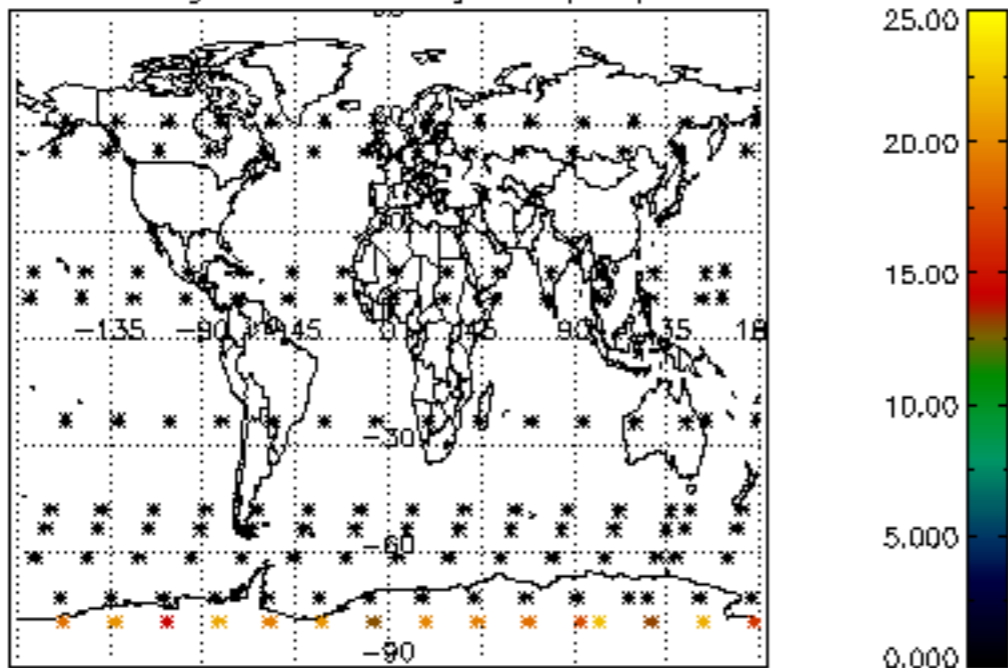
Percentage of star falling outside central band per profile



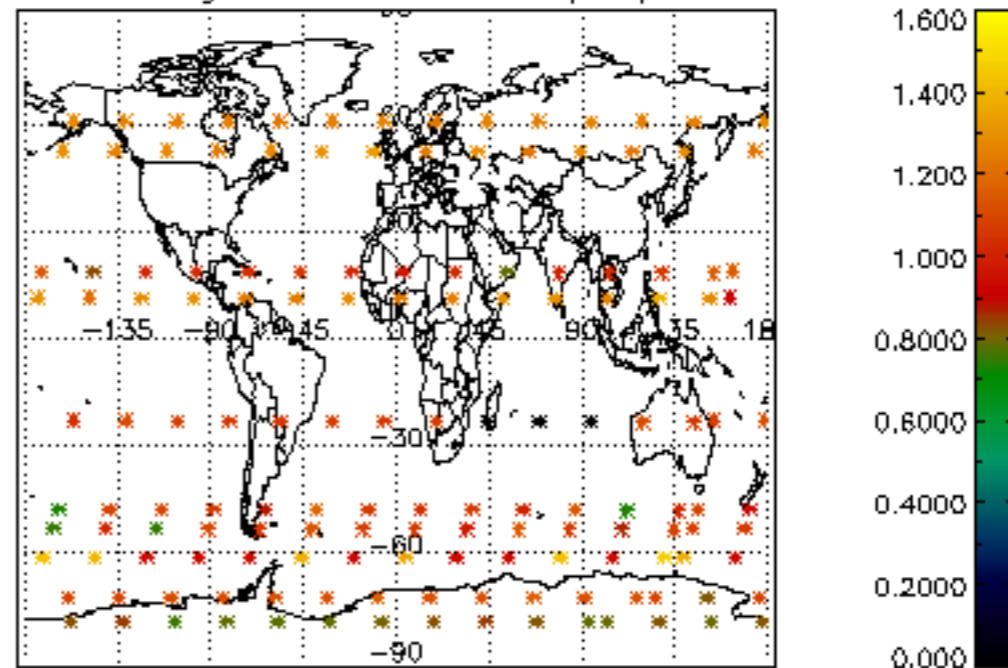
Percentage of saturation errors per profile



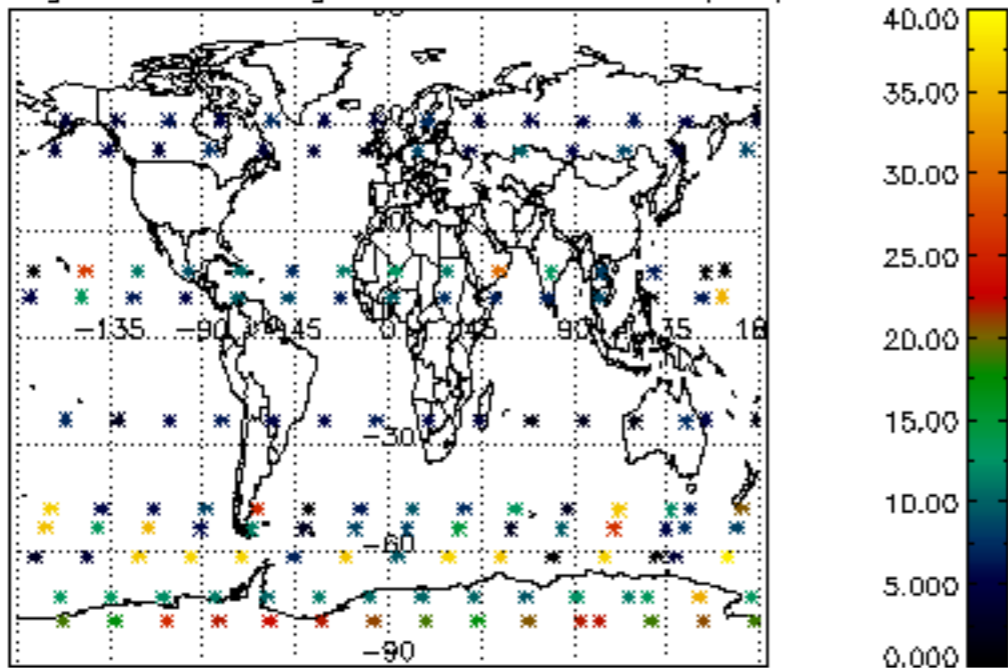
Percentage of cosmic ray hits per profile



Percentage of datation errors per profile



Percentage of star falling outside central band per profile



Percentage of saturation errors per profile

