

GOMOS Level 2 Daily Report

SUMMARY

[1. General Info](#)

[2. Summary of processed GOM_NL_2P products](#)

[3. Level 2 Quality information per product](#)

[3.1 Plot of level 2 quality information per product \(time dependant\)](#)

[3.2 Plot of level 2 quality information per product \(world map\)](#)

[4. Level 1 Quality information per product \(stored on level 2 products\)](#)

[4.1 Plot of level 1 quality information per product \(time dependant\)](#)

[4.1.1 Plot of level 1 quality information per product \(time dependant\): ASCENDING](#)

[4.1.2 Plot of level 1 quality information per product \(time dependant\): DESCENDING](#)

[4.2 Plot of level 1 quality information per product \(world map\)](#)

[4.2.1 Plot of level 1 quality information per product \(world map\): ASCENDING](#)

[4.2.2 Plot of level 1 quality information per product \(world map\): DESCENDING](#)

[5. Ozone profiles based on quality statistics and other trace gas profiles](#)

[5.1 Ozone statistics based on quality of products](#)

[5.2 Plot ozone profiles for all STD \(dark without errors\)](#)

[5.3 Plot ozone profiles where STD < 20% \(dark without errors\)](#)

[5.4. Plot ozone profiles where STD < 10% \(dark without errors\)](#)

[5.5. Plot ozone profiles where STD < 5% \(dark without errors\)](#)

[5.6 Plot NO2 profiles for all STD \(dark without errors\)](#)

[5.7 Plot NO3 profiles for all STD \(dark without errors\)](#)

[5.8 Plot H2O profiles \(only for occultations of stars 1,2,3,4,13,14,16,26,63 dark without errors\) for all STD](#)

[6. Auxiliary Data Files used for the production reported in section 2](#)

This report presents the daily analysis on parameters extracted from GOMOS level 2 data (GOM_NL__2P). It is intended to monitor some important parameters that will impact the quality of these products. A list of level 2 products (and content) that have arrived during the reporting day to the PCF is also given.

Item	Value
Time of report generation	24APR2013 14:59:32
Data source version	GOMOS/6.01
Start time of products	21-06-2011 (21JUN2011 00:00:00)
Stop time of products	22-06-2011 (22JUN2011 00:00:00)
Store outputs in DB	Yes
Nb of level 2 prods	257
Nb of prods with errors	0

2. Summary of processed GOM_NL__2P products.

Nr	Filename	UTC Start time	Limb	Duration	Star Id	Star Name	Star Mag	Star Temp	Nb Meas	Orbit	Prod. error
1	GOM_NL__2PRFIN20110621_000006_00000443103_00375_48665_6656.N1	21-JUN-2011 00:00:06	Bright	44.000	73	57Gam1And	2.2600	13100.	88	48665	No
2	GOM_NL__2PRFIN20110621_000229_00000453103_00375_48665_6657.N1	21-JUN-2011 00:02:29	Bright	44.500	173	4Bet Tri	3.0040	8900.0	89	48665	No
3	GOM_NL__2PRFIN20110621_000615_00000533103_00375_48665_6658.N1	21-JUN-2011 00:06:15	Twilight	53.000	50	13Alp Ari	2.0070	4250.0	106	48665	No
4	GOM_NL__2PRFIN20110621_002856_00000483103_00375_48665_6659.N1	21-JUN-2011 00:28:56	Dark	47.500	84	Alp Phe	2.3970	4500.0	95	48665	No
5	GOM_NL__2PRFIN20110621_003520_00000543103_00376_48666_6653.N1	21-JUN-2011 00:35:20	Dark	53.500	63	Bet Gru	2.1500	2800.0	107	48666	No
6	GOM_NL__2PRFIN20110621_003723_00000523103_00376_48666_6654.N1	21-JUN-2011 00:37:23	Straylight	52.000	31	Alp Gru	1.7340	15200.	104	48666	No
7	GOM_NL__2PRFIN20110621_004039_00000433103_00376_48666_6655.N1	21-JUN-2011 00:40:39	Straylight	43.000	45	Alp Pav	1.9400	26000.	86	48666	No
8	GOM_NL__2PRFIN20110621_004957_00000503103_00376_48666_6656.N1	21-JUN-2011 00:49:57	Tw_and_stray	49.500	38	20Eps Sgr	1.8360	11000.	99	48666	No
9	GOM_NL__2PRFIN20110621_005123_00000493103_00376_48666_6657.N1	21-JUN-2011 00:51:23	Tw_and_stray	49.000	116	19Del Sgr	2.7000	4100.0	98	48666	No
10	GOM_NL__2PRFIN20110621_005333_00000513103_00376_48666_6658.N1	21-JUN-2011 00:53:33	Bright	51.000	155	41Pi Sgr	2.9000	6600.0	102	48666	No
11	GOM_NL__2PRFIN20110621_010230_00000413103_00376_48666_6659.N1	21-JUN-2011 01:02:30	Bright	41.000	126	60Bet Oph	2.7700	4250.0	82	48666	No
12	GOM_NL__2PRFIN20110621_010455_00000433103_00376_48666_6660.N1	21-JUN-2011 01:04:55	Bright	43.000	59	55Alp Oph	2.0800	8900.0	86	48666	No
13	GOM_NL__2PRFIN20110621_011446_00000503103_00376_48666_6661.N1	21-JUN-2011 01:14:46	Bright	50.000	5	3Alp Lyr	0.033000	11000.	100	48666	No
14	GOM_NL__2PRFIN20110621_011634_00000383103_00376_48666_6662.N1	21-JUN-2011 01:16:34	Bright	38.000	130	23Bet Dra	2.7990	5800.0	76	48666	No
15	GOM_NL__2PRFIN20110621_012626_00000463103_00376_48666_6663.N1	21-JUN-2011 01:26:26	Bright	46.000	89	5Alp Cep	2.4510	8000.0	92	48666	No
16	GOM_NL__2PRFIN20110621_013317_00000473103_00376_48666_6664.N1	21-JUN-2011 01:33:17	Bright	46.500	74	11Bet Cas	2.2680	6600.0	93	48666	No
17	GOM_NL__2PRFIN20110621_013447_00000433103_00376_48666_6665.N1	21-JUN-2011 01:34:47	Bright	42.500	68	18Alp Cas	2.2250	4500.0	85	48666	No
18	GOM_NL__2PRFIN20110621_014020_00000443103_00376_48666_6666.N1	21-JUN-2011 01:40:20	Bright	43.500	73	57Gam1And	2.2600	13100.	87	48666	No
19	GOM_NL__2PRFIN20110621_014243_00000473103_00376_48666_6667.N1	21-JUN-2011 01:42:43	Bright	46.500	173	4Bet Tri	3.0040	8900.0	93	48666	No
20	GOM_NL__2PRFIN20110621_014629_00000503103_00376_48666_6668.N1	21-JUN-2011 01:46:29	Twilight	49.500	50	13Alp Ari	2.0070	4250.0	99	48666	No
21	GOM_NL__2PRFIN20110621_020325_00000603103_00376_48666_6669.N1	21-JUN-2011 02:03:25	Dark	59.500	52	16Bet Cet	2.0370	4500.0	119	48666	No
22	GOM_NL__2PRFIN20110621_020911_00000443103_00376_48666_6670.N1	21-JUN-2011 02:09:11	Dark	43.500	84	Alp Phe	2.3970	4500.0	87	48666	No
23	GOM_NL__2PRFIN20110621_021535_00000503103_00377_48667_6661.N1	21-JUN-2011 02:15:35	Dark	50.000	63	Bet Gru	2.1500	2800.0	100	48667	No
24	GOM_NL__2PRFIN20110621_021738_00000493103_00377_48667_6662.N1	21-JUN-2011 02:17:38	Straylight	49.000	31	Alp Gru	1.7340	15200.	98	48667	No
25	GOM_NL__2PRFIN20110621_022054_00000423103_00377_48667_6663.N1	21-JUN-2011 02:20:54	Straylight	42.000	45	Alp Pav	1.9400	26000.	84	48667	No
26	GOM_NL__2PRFIN20110621_023011_00000483103_00377_48667_6664.N1	21-JUN-2011 02:30:11	Tw_and_stray	47.500	38	20Eps Sgr	1.8360	11000.	95	48667	No
27	GOM_NL__2PRFIN20110621_023137_00000483103_00377_48667_6665.N1	21-JUN-2011 02:31:37	Tw_and_stray	48.000	116	19Del Sgr	2.7000	4100.0	96	48667	No
28	GOM_NL__2PRFIN20110621_023347_00000523103_00377_48667_6666.N1	21-JUN-2011 02:33:47	Bright	51.500	155	41Pi Sgr	2.9000	6600.0	103	48667	No
29	GOM_NL__2PRFIN20110621_024244_00000433103_00377_48667_6667.N1	21-JUN-2011 02:42:44	Bright	43.000	126	60Bet Oph	2.7700	4250.0	86	48667	No
30	GOM_NL__2PRFIN20110621_024509_00000413103_00377_48667_6668.N1	21-JUN-2011 02:45:09	Bright	40.500	59	55Alp Oph	2.0800	8900.0	81	48667	No
31	GOM_NL__2PRFIN20110621_025500_00000453103_00377_48667_6669.N1	21-JUN-2011 02:55:00	Bright	45.000	5	3Alp Lyr	0.033000	11000.	90	48667	No
32	GOM_NL__2PRFIN20110621_025648_00000373103_00377_48667_6670.N1	21-JUN-2011 02:56:48	Bright	37.000	130	23Bet Dra	2.7990	5800.0	74	48667	No
33	GOM_NL__2PRFIN20110621_030639_00000453103_00377_48667_6671.N1	21-JUN-2011 03:06:39	Bright	44.500	89	5Alp Cep	2.4510	8000.0	89	48667	No
34	GOM_NL__2PRFIN20110621_031330_00000543103_00377_48667_6672.N1	21-JUN-2011 03:13:30	Bright	54.000	74	11Bet Cas	2.2680	6600.0	108	48667	No
35	GOM_NL__2PRFIN20110621_031500_00000473103_00377_48667_6673.N1	21-JUN-2011 03:15:00	Bright	47.000	68	18Alp Cas	2.2250	4500.0	94	48667	No
36	GOM_NL__2PRFIN20110621_032034_00000443103_00377_48667_6674.N1	21-JUN-2011 03:20:34	Bright	44.000	73	57Gam1And	2.2600	13100.	88	48667	No
37	GOM_NL__2PRFIN20110621_032257_00000463103_00377_48667_6675.N1	21-JUN-2011 03:22:57	Bright	46.000	173	4Bet Tri	3.0040	8900.0	92	48667	No
38	GOM_NL__2PRFIN20110621_032643_00000493103_00377_48667_6676.N1	21-JUN-2011 03:26:43	Twilight	49.000	50	13Alp Ari	2.0070	4250.0	98	48667	No
39	GOM_NL__2PRFIN20110621_034341_00000683103_00377_48667_6677.N1	21-JUN-2011 03:43:41	Dark	68.000	52	16Bet Cet	2.0370	4500.0	136	48667	No
40	GOM_NL__2PRFIN20110621_034926_00000483103_00377_48667_6678.N1	21-JUN-2011 03:49:26	Dark	47.500	84	Alp Phe	2.3970	4500.0	95	48667	No
41	GOM_NL__2PRFIN20110621_035550_00000593103_00378_48668_6688.N1	21-JUN-2011 03:55:50	Dark	58.500	63	Bet Gru	2.1500	2800.0	117	48668	No
42	GOM_NL__2PRFIN20110621_035753_00000523103_00378_48668_6689.N1	21-JUN-2011 03:57:53	Straylight	52.000	31	Alp Gru	1.7340	15200.	104	48668	No

43	GOM_NL__2PRFIN20110621_040109_000000433103_00378_48668_6690.N1	21-JUN-2011 04:01:09	Straylight	43.000	45	Alp Pav	1.9400	26000.	86	48668	No
44	GOM_NL__2PRFIN20110621_041026_000000473103_00378_48668_6691.N1	21-JUN-2011 04:10:26	Twilight	46.500	38	20Eps Sgr	1.8360	11000.	93	48668	No
45	GOM_NL__2PRFIN20110621_041151_000000483103_00378_48668_6692.N1	21-JUN-2011 04:11:51	Twilight	48.000	116	19Del Sgr	2.7000	4100.0	96	48668	No
46	GOM_NL__2PRFIN20110621_041401_000000513103_00378_48668_6693.N1	21-JUN-2011 04:14:01	Bright	50.500	155	41Pi Sgr	2.9000	6600.0	101	48668	No
47	GOM_NL__2PRFIN20110621_042258_000000433103_00378_48668_6694.N1	21-JUN-2011 04:22:58	Bright	42.500	126	60Bet Oph	2.7700	4250.0	85	48668	No
48	GOM_NL__2PRFIN20110621_042523_000000413103_00378_48668_6695.N1	21-JUN-2011 04:25:23	Bright	41.000	59	55Alp Oph	2.0800	8900.0	82	48668	No
49	GOM_NL__2PRFIN20110621_043513_000000533103_00378_48668_6696.N1	21-JUN-2011 04:35:13	Bright	53.000	5	3Alp Lyr	0.033000	11000.	106	48668	No
50	GOM_NL__2PRFIN20110621_043702_000000413103_00378_48668_6697.N1	21-JUN-2011 04:37:02	Bright	40.500	130	23Bet Dra	2.7990	5800.0	81	48668	No
51	GOM_NL__2PRFIN20110621_044652_000000453103_00378_48668_6698.N1	21-JUN-2011 04:46:52	Bright	45.000	89	5Alp Cep	2.4510	8000.0	90	48668	No
52	GOM_NL__2PRFIN20110621_045344_000000473103_00378_48668_6699.N1	21-JUN-2011 04:53:44	Bright	46.500	74	11Bet Cas	2.2680	6600.0	93	48668	No
53	GOM_NL__2PRFIN20110621_045514_000000463103_00378_48668_6700.N1	21-JUN-2011 04:55:14	Bright	46.000	68	18Alp Cas	2.2250	4500.0	92	48668	No
54	GOM_NL__2PRFIN20110621_050048_000000443103_00378_48668_6701.N1	21-JUN-2011 05:00:48	Bright	44.000	73	57Gam1And	2.2600	13100.	88	48668	No
55	GOM_NL__2PRFIN20110621_050312_000000583103_00378_48668_6702.N1	21-JUN-2011 05:03:12	Twilight	57.500	53	43Bet And	2.0480	3300.0	115	48668	No
56	GOM_NL__2PRFIN20110621_050658_000000523103_00378_48668_6703.N1	21-JUN-2011 05:06:58	Twilight	51.500	50	13Alp Ari	2.0070	4250.0	103	48668	No
57	GOM_NL__2PRFIN20110621_052356_000000623103_00378_48668_6704.N1	21-JUN-2011 05:23:56	Dark	62.000	52	16Bet Cet	2.0370	4500.0	124	48668	No
58	GOM_NL__2PRFIN20110621_052941_000000573103_00378_48668_6705.N1	21-JUN-2011 05:29:41	Dark	57.000	84	Alp Phe	2.3970	4500.0	114	48668	No
59	GOM_NL__2PRFIN20110621_053605_000000583103_00379_48669_6698.N1	21-JUN-2011 05:36:05	Dark	58.000	63	Bet Gru	2.1500	2800.0	116	48669	No
60	GOM_NL__2PRFIN20110621_053808_000000523103_00379_48669_6699.N1	21-JUN-2011 05:38:08	Straylight	51.500	31	Alp Gru	1.7340	15200.	103	48669	No
61	GOM_NL__2PRFIN20110621_054123_000000413103_00379_48669_6700.N1	21-JUN-2011 05:41:23	Straylight	41.000	45	Alp Pav	1.9400	26000.	82	48669	No
62	GOM_NL__2PRFIN20110621_055040_000000493103_00379_48669_6701.N1	21-JUN-2011 05:50:40	Twilight	48.500	38	20Eps Sgr	1.8360	11000.	97	48669	No
63	GOM_NL__2PRFIN20110621_055206_000000483103_00379_48669_6702.N1	21-JUN-2011 05:52:06	Twilight	47.500	116	19Del Sgr	2.7000	4100.0	95	48669	No
64	GOM_NL__2PRFIN20110621_055416_000000523103_00379_48669_6703.N1	21-JUN-2011 05:54:16	Bright	52.000	155	41Pi Sgr	2.9000	6600.0	104	48669	No
65	GOM_NL__2PRFIN20110621_060312_000000413103_00379_48669_6704.N1	21-JUN-2011 06:03:12	Bright	41.000	126	60Bet Oph	2.7700	4250.0	82	48669	No
66	GOM_NL__2PRFIN20110621_060537_000000413103_00379_48669_6705.N1	21-JUN-2011 06:05:37	Bright	40.500	59	55Alp Oph	2.0800	8900.0	81	48669	No
67	GOM_NL__2PRFIN20110621_061526_000000503103_00379_48669_6706.N1	21-JUN-2011 06:15:26	Bright	50.000	5	3Alp Lyr	0.033000	11000.	100	48669	No
68	GOM_NL__2PRFIN20110621_061715_000000403103_00379_48669_6707.N1	21-JUN-2011 06:17:15	Bright	40.000	130	23Bet Dra	2.7990	5800.0	80	48669	No
69	GOM_NL__2PRFIN20110621_062706_000000483103_00379_48669_6708.N1	21-JUN-2011 06:27:06	Bright	47.500	89	5Alp Cep	2.4510	8000.0	95	48669	No
70	GOM_NL__2PRFIN20110621_063358_000000463103_00379_48669_6709.N1	21-JUN-2011 06:33:58	Bright	45.500	74	11Bet Cas	2.2680	6600.0	91	48669	No
71	GOM_NL__2PRFIN20110621_063528_000000473103_00379_48669_6710.N1	21-JUN-2011 06:35:28	Bright	47.000	68	18Alp Cas	2.2250	4500.0	94	48669	No
72	GOM_NL__2PRFIN20110621_064102_000000443103_00379_48669_6711.N1	21-JUN-2011 06:41:02	Bright	43.500	73	57Gam1And	2.2600	13100.	87	48669	No
73	GOM_NL__2PRFIN20110621_064325_000000613103_00379_48669_6712.N1	21-JUN-2011 06:43:25	Twilight	60.500	53	43Bet And	2.0480	3300.0	121	48669	No
74	GOM_NL__2PRFIN20110621_064712_000000513103_00379_48669_6713.N1	21-JUN-2011 06:47:12	Twilight	51.000	50	13Alp Ari	2.0070	4250.0	102	48669	No
75	GOM_NL__2PRFIN20110621_070412_000000603103_00379_48669_6714.N1	21-JUN-2011 07:04:12	Dark	60.000	52	16Bet Cet	2.0370	4500.0	120	48669	No
76	GOM_NL__2PRFIN20110621_070956_000000473103_00379_48669_6715.N1	21-JUN-2011 07:09:56	Dark	46.500	84	Alp Phe	2.3970	4500.0	93	48669	No
77	GOM_NL__2PRFIN20110621_071621_000000673103_00380_48670_6707.N1	21-JUN-2011 07:16:21	Dark	66.500	63	Bet Gru	2.1500	2800.0	133	48670	No
78	GOM_NL__2PRFIN20110621_071823_000000493103_00380_48670_6708.N1	21-JUN-2011 07:18:23	Straylight	49.000	31	Alp Gru	1.7340	15200.	98	48670	No
79	GOM_NL__2PRFIN20110621_072138_000000413103_00380_48670_6709.N1	21-JUN-2011 07:21:38	Straylight	40.500	45	Alp Pav	1.9400	26000.	81	48670	No
80	GOM_NL__2PRFIN20110621_073054_000000483103_00380_48670_6710.N1	21-JUN-2011 07:30:54	Twilight	48.000	38	20Eps Sgr	1.8360	11000.	96	48670	No
81	GOM_NL__2PRFIN20110621_073220_000000533103_00380_48670_6711.N1	21-JUN-2011 07:32:20	Twilight	52.500	116	19Del Sgr	2.7000	4100.0	105	48670	No
82	GOM_NL__2PRFIN20110621_073430_000000513103_00380_48670_6712.N1	21-JUN-2011 07:34:30	Bright	51.000	155	41Pi Sgr	2.9000	6600.0	102	48670	No
83	GOM_NL__2PRFIN20110621_074326_000000403103_00380_48670_6713.N1	21-JUN-2011 07:43:26	Bright	40.000	126	60Bet Oph	2.7700	4250.0	80	48670	No
84	GOM_NL__2PRFIN20110621_074551_000000403103_00380_48670_6714.N1	21-JUN-2011 07:45:51	Bright	39.500	59	55Alp Oph	2.0800	8900.0	79	48670	No
85	GOM_NL__2PRFIN20110621_075539_000000533103_00380_48670_6715.N1	21-JUN-2011 07:55:39	Bright	53.000	5	3Alp Lyr	0.033000	11000.	106	48670	No
86	GOM_NL__2PRFIN20110621_075729_000000403103_00380_48670_6716.N1	21-JUN-2011 07:57:29	Bright	39.500	130	23Bet Dra	2.7990	5800.0	79	48670	No
87	GOM_NL__2PRFIN20110621_080719_000000473103_00380_48670_6717.N1	21-JUN-2011 08:07:19	Bright	46.500	89	5Alp Cep	2.4510	8000.0	93	48670	No
88	GOM_NL__2PRFIN20110621_081411_000000473103_00380_48670_6718.N1	21-JUN-2011 08:14:11	Bright	46.500	74	11Bet Cas	2.2680	6600.0	93	48670	No
89	GOM_NL__2PRFIN20110621_081542_000000483103_00380_48670_6719.N1	21-JUN-2011 08:15:42	Bright	47.500	68	18Alp Cas	2.2250	4500.0	95	48670	No
90	GOM_NL__2PRFIN20110621_082116_000000453103_00380_48670_6720.N1	21-JUN-2011 08:21:16	Bright	44.500	73	57Gam1And	2.2600	13100.	89	48670	No
91	GOM_NL__2PRFIN20110621_082339_000000623103_00380_48670_6721.N1	21-JUN-2011 08:23:39	Twilight	61.500	53	43Bet And	2.0480	3300.0	123	48670	No
92	GOM_NL__2PRFIN20110621_082726_000000523103_00380_48670_6722.N1	21-JUN-2011 08:27:26	Twilight	52.000	50	13Alp Ari	2.0070	4250.0	104	48670	No
93	GOM_NL__2PRFIN20110621_084427_000000733103_00380_48670_6723.N1	21-JUN-2011 08:44:27	Dark	72.500	52	16Bet Cet	2.0370	4500.0	145	48670	No
94	GOM_NL__2PRFIN20110621_085011_000000463103_00380_48670_6724.N1	21-JUN-2011 08:50:11	Dark	46.000	84	Alp Phe	2.3970	4500.0	92	48670	No
95	GOM_NL__2PRFIN20110621_085635_000000573103_00381_48671_6736.N1	21-JUN-2011 08:56:35	Dark	56.500	63	Bet Gru	2.1500	2800.0	113	48671	No
96	GOM_NL__2PRFIN20110621_085838_000000503103_00381_48671_6737.N1	21-JUN-2011 08:58:38	Straylight	49.500	31	Alp Gru	1.7340	15200.	99	48671	No
97	GOM_NL__2PRFIN20110621_090152_000000443103_00381_48671_6738.N1	21-JUN-2011 09:01:52	Straylight	43.500	45	Alp Pav	1.9400	26000.	87	48671	No
98	GOM_NL__2PRFIN20110621_091109_000000443103_00381_48671_6739.N1	21-JUN-2011 09:11:09	Twilight	43.500	38	20Eps Sgr	1.8360	11000.	87	48671	No
99	GOM_NL__2PRFIN20110621_091234_000000503103_00381_48671_6740.N1	21-JUN-2011 09:12:34	Twilight	49.500	116	19Del Sgr	2.7000	4100.0	99	48671	No
100	GOM_NL__2PRFIN20110621_091444_000000523103_00381_48671_6741.N1	21-JUN-2011 09:14:44	Bright	51.500	155	41Pi Sgr	2.9000	6600.0	103	48671	No
101	GOM_NL__2PRFIN20110621_092340_000000403103_00381_48671_6742.N1	21-JUN-2011 09:23:40	Bright	40.000	126	60Bet Oph	2.7700	4250.0	80	48671	No

102	GOM_NL__2PRFIN20110621_092605_000000413103_00381_48671_6743.N1	21-JUN-2011 09:26:05	Bright	40.500	59	55Alp Oph	2.0800	8900.0	81	48671	No
103	GOM_NL__2PRFIN20110621_093553_000000553103_00381_48671_6744.N1	21-JUN-2011 09:35:53	Bright	54.500	5	3Alp Lyr	0.033000	11000.	109	48671	No
104	GOM_NL__2PRFIN20110621_093743_000000383103_00381_48671_6745.N1	21-JUN-2011 09:37:43	Bright	38.000	130	23Bet Dra	2.7990	5800.0	76	48671	No
105	GOM_NL__2PRFIN20110621_094733_000000473103_00381_48671_6746.N1	21-JUN-2011 09:47:33	Bright	47.000	89	5Alp Cep	2.4510	8000.0	94	48671	No
106	GOM_NL__2PRFIN20110621_095425_000000473103_00381_48671_6747.N1	21-JUN-2011 09:54:25	Bright	47.000	74	11Bet Cas	2.2680	6600.0	94	48671	No
107	GOM_NL__2PRFIN20110621_095555_000000473103_00381_48671_6748.N1	21-JUN-2011 09:55:55	Bright	46.500	68	18Alp Cas	2.2250	4500.0	93	48671	No
108	GOM_NL__2PRFIN20110621_100130_000000443103_00381_48671_6749.N1	21-JUN-2011 10:01:30	Bright	43.500	73	57Gam1And	2.2600	13100.	87	48671	No
109	GOM_NL__2PRFIN20110621_100354_000000603103_00381_48671_6750.N1	21-JUN-2011 10:03:54	Twilight	60.000	53	43Bet And	2.0480	3300.0	120	48671	No
110	GOM_NL__2PRFIN20110621_100741_000000533103_00381_48671_6751.N1	21-JUN-2011 10:07:41	Twilight	52.500	50	13Alp Ari	2.0070	4250.0	105	48671	No
111	GOM_NL__2PRFIN20110621_102442_000000633103_00381_48671_6752.N1	21-JUN-2011 10:24:42	Dark	63.000	52	16Bet Cet	2.0370	4500.0	126	48671	No
112	GOM_NL__2PRFIN20110621_103026_000000463103_00381_48671_6753.N1	21-JUN-2011 10:30:26	Dark	45.500	84	Alp Phe	2.3970	4500.0	91	48671	No
113	GOM_NL__2PRFIN20110621_103650_000000523103_00382_48672_6761.N1	21-JUN-2011 10:36:50	Dark	52.000	63	Bet Gru	2.1500	2800.0	104	48672	No
114	GOM_NL__2PRFIN20110621_103853_000000553103_00382_48672_6762.N1	21-JUN-2011 10:38:53	Straylight	54.500	31	Alp Gru	1.7340	15200.	109	48672	No
115	GOM_NL__2PRFIN20110621_104207_000000443103_00382_48672_6763.N1	21-JUN-2011 10:42:07	Straylight	44.000	45	Alp Pav	1.9400	26000.	88	48672	No
116	GOM_NL__2PRFIN20110621_105123_000000473103_00382_48672_6764.N1	21-JUN-2011 10:51:23	Twilight	47.000	38	20Eps Sgr	1.8360	11000.	94	48672	No
117	GOM_NL__2PRFIN20110621_105248_000000493103_00382_48672_6765.N1	21-JUN-2011 10:52:48	Twilight	49.000	116	19Del Sgr	2.7000	4100.0	98	48672	No
118	GOM_NL__2PRFIN20110621_105458_000000513103_00382_48672_6766.N1	21-JUN-2011 10:54:58	Bright	51.000	155	41Pi Sgr	2.9000	6600.0	102	48672	No
119	GOM_NL__2PRFIN20110621_110354_000000403103_00382_48672_6767.N1	21-JUN-2011 11:03:54	Bright	39.500	126	60Bet Oph	2.7700	4250.0	79	48672	No
120	GOM_NL__2PRFIN20110621_110618_000000403103_00382_48672_6768.N1	21-JUN-2011 11:06:18	Bright	40.000	59	55Alp Oph	2.0800	8900.0	80	48672	No
121	GOM_NL__2PRFIN20110621_111606_000000503103_00382_48672_6769.N1	21-JUN-2011 11:16:06	Bright	50.000	5	3Alp Lyr	0.033000	11000.	100	48672	No
122	GOM_NL__2PRFIN20110621_111756_000000403103_00382_48672_6770.N1	21-JUN-2011 11:17:56	Bright	40.000	130	23Bet Dra	2.7990	5800.0	80	48672	No
123	GOM_NL__2PRFIN20110621_112746_000000463103_00382_48672_6771.N1	21-JUN-2011 11:27:46	Bright	45.500	89	5Alp Cep	2.4510	8000.0	91	48672	No
124	GOM_NL__2PRFIN20110621_113438_000000543103_00382_48672_6772.N1	21-JUN-2011 11:34:38	Bright	53.500	74	11Bet Cas	2.2680	6600.0	107	48672	No
125	GOM_NL__2PRFIN20110621_113609_000000663103_00382_48672_6773.N1	21-JUN-2011 11:36:09	Bright	66.000	68	18Alp Cas	2.2250	4500.0	132	48672	No
126	GOM_NL__2PRFIN20110621_114144_000000453103_00382_48672_6774.N1	21-JUN-2011 11:41:44	Bright	44.500	73	57Gam1And	2.2600	13100.	89	48672	No
127	GOM_NL__2PRFIN20110621_114408_000000613103_00382_48672_6775.N1	21-JUN-2011 11:44:08	Twilight	61.000	53	43Bet And	2.0480	3300.0	122	48672	No
128	GOM_NL__2PRFIN20110621_114755_000000523103_00382_48672_6776.N1	21-JUN-2011 11:47:55	Twilight	51.500	50	13Alp Ari	2.0070	4250.0	103	48672	No
129	GOM_NL__2PRFIN20110621_120457_000000663103_00382_48672_6777.N1	21-JUN-2011 12:04:57	Dark	66.000	52	16Bet Cet	2.0370	4500.0	132	48672	No
130	GOM_NL__2PRFIN20110621_121041_000000493103_00382_48672_6778.N1	21-JUN-2011 12:10:41	Dark	48.500	84	Alp Phe	2.3970	4500.0	97	48672	No
131	GOM_NL__2PRFIN20110621_121705_000000543103_00383_48673_6792.N1	21-JUN-2011 12:17:05	Dark	53.500	63	Bet Gru	2.1500	2800.0	107	48673	No
132	GOM_NL__2PRFIN20110621_121907_000000493103_00383_48673_6793.N1	21-JUN-2011 12:19:07	Straylight	49.000	31	Alp Gru	1.7340	15200.	98	48673	No
133	GOM_NL__2PRFIN20110621_122221_000000443103_00383_48673_6794.N1	21-JUN-2011 12:22:21	Straylight	43.500	45	Alp Pav	1.9400	26000.	87	48673	No
134	GOM_NL__2PRFIN20110621_123137_000000453103_00383_48673_6795.N1	21-JUN-2011 12:31:37	Twilight	44.500	38	20Eps Sgr	1.8360	11000.	89	48673	No
135	GOM_NL__2PRFIN20110621_123302_000000503103_00383_48673_6796.N1	21-JUN-2011 12:33:02	Twilight	49.500	116	19Del Sgr	2.7000	4100.0	99	48673	No
136	GOM_NL__2PRFIN20110621_123512_000000523103_00383_48673_6797.N1	21-JUN-2011 12:35:12	Bright	52.000	155	41Pi Sgr	2.9000	6600.0	104	48673	No
137	GOM_NL__2PRFIN20110621_124407_000000423103_00383_48673_6798.N1	21-JUN-2011 12:44:07	Bright	41.500	126	60Bet Oph	2.7700	4250.0	83	48673	No
138	GOM_NL__2PRFIN20110621_124632_000000393103_00383_48673_6799.N1	21-JUN-2011 12:46:32	Bright	39.000	59	55Alp Oph	2.0800	8900.0	78	48673	No
139	GOM_NL__2PRFIN20110621_125619_000000463103_00383_48673_6800.N1	21-JUN-2011 12:56:19	Bright	46.000	5	3Alp Lyr	0.033000	11000.	92	48673	No
140	GOM_NL__2PRFIN20110621_125810_000000413103_00383_48673_6801.N1	21-JUN-2011 12:58:10	Bright	41.000	130	23Bet Dra	2.7990	5800.0	82	48673	No
141	GOM_NL__2PRFIN20110621_130759_000000483103_00383_48673_6802.N1	21-JUN-2011 13:07:59	Bright	48.000	89	5Alp Cep	2.4510	8000.0	96	48673	No
142	GOM_NL__2PRFIN20110621_131452_000000673103_00383_48673_6803.N1	21-JUN-2011 13:14:52	Bright	67.000	74	11Bet Cas	2.2680	6600.0	134	48673	No
143	GOM_NL__2PRFIN20110621_131623_000000463103_00383_48673_6804.N1	21-JUN-2011 13:16:23	Bright	46.000	68	18Alp Cas	2.2250	4500.0	92	48673	No
144	GOM_NL__2PRFIN20110621_132158_000000443103_00383_48673_6805.N1	21-JUN-2011 13:21:58	Bright	43.500	73	57Gam1And	2.2600	13100.	87	48673	No
145	GOM_NL__2PRFIN20110621_132422_000000673103_00383_48673_6806.N1	21-JUN-2011 13:24:22	Twilight	66.500	53	43Bet And	2.0480	3300.0	133	48673	No
146	GOM_NL__2PRFIN20110621_132809_000000503103_00383_48673_6807.N1	21-JUN-2011 13:28:09	Twilight	50.000	50	13Alp Ari	2.0070	4250.0	100	48673	No
147	GOM_NL__2PRFIN20110621_134513_000000623103_00383_48673_6808.N1	21-JUN-2011 13:45:13	Dark	62.000	52	16Bet Cet	2.0370	4500.0	124	48673	No
148	GOM_NL__2PRFIN20110621_135056_000000483103_00383_48673_6809.N1	21-JUN-2011 13:50:56	Dark	48.000	84	Alp Phe	2.3970	4500.0	96	48673	No
149	GOM_NL__2PRFIN20110621_135720_000000523103_00384_48674_6838.N1	21-JUN-2011 13:57:20	Dark	52.000	63	Bet Gru	2.1500	2800.0	104	48674	No
150	GOM_NL__2PRFIN20110621_135922_000000493103_00384_48674_6839.N1	21-JUN-2011 13:59:22	Straylight	48.500	31	Alp Gru	1.7340	15200.	97	48674	No
151	GOM_NL__2PRFIN20110621_140236_000000433103_00384_48674_6840.N1	21-JUN-2011 14:02:36	Straylight	42.500	45	Alp Pav	1.9400	26000.	85	48674	No
152	GOM_NL__2PRFIN20110621_141152_000000483103_00384_48674_6841.N1	21-JUN-2011 14:11:52	Twilight	48.000	38	20Eps Sgr	1.8360	11000.	96	48674	No
153	GOM_NL__2PRFIN20110621_141317_000000513103_00384_48674_6842.N1	21-JUN-2011 14:13:17	Twilight	50.500	116	19Del Sgr	2.7000	4100.0	101	48674	No
154	GOM_NL__2PRFIN20110621_141527_000000513103_00384_48674_6843.N1	21-JUN-2011 14:15:27	Bright	51.000	155	41Pi Sgr	2.9000	6600.0	102	48674	No
155	GOM_NL__2PRFIN20110621_142421_000000403103_00384_48674_6844.N1	21-JUN-2011 14:24:21	Bright	40.000	126	60Bet Oph	2.7700	4250.0	80	48674	No
156	GOM_NL__2PRFIN20110621_142646_000000413103_00384_48674_6845.N1	21-JUN-2011 14:26:46	Bright	41.000	59	55Alp Oph	2.0800	8900.0	82	48674	No
157	GOM_NL__2PRFIN20110621_143633_000000533103_00384_48674_6846.N1	21-JUN-2011 14:36:33	Bright	53.000	5	3Alp Lyr	0.033000	11000.	106	48674	No
158	GOM_NL__2PRFIN20110621_143824_000000383103_00384_48674_6847.N1	21-JUN-2011 14:38:24	Bright	38.000	130	23Bet Dra	2.7990	5800.0	76	48674	No
159	GOM_NL__2PRFIN20110621_144813_000000463103_00384_48674_6848.N1	21-JUN-2011 14:48:13	Bright	46.000	89	5Alp Cep	2.4510	8000.0	92	48674	No
160	GOM_NL__2PRFIN20110621_145505_000000453103_00384_48674_6849.N1	21-JUN-2011 14:55:05	Bright	44.500	74	11Bet Cas	2.2680	6600.0	89	48674	No

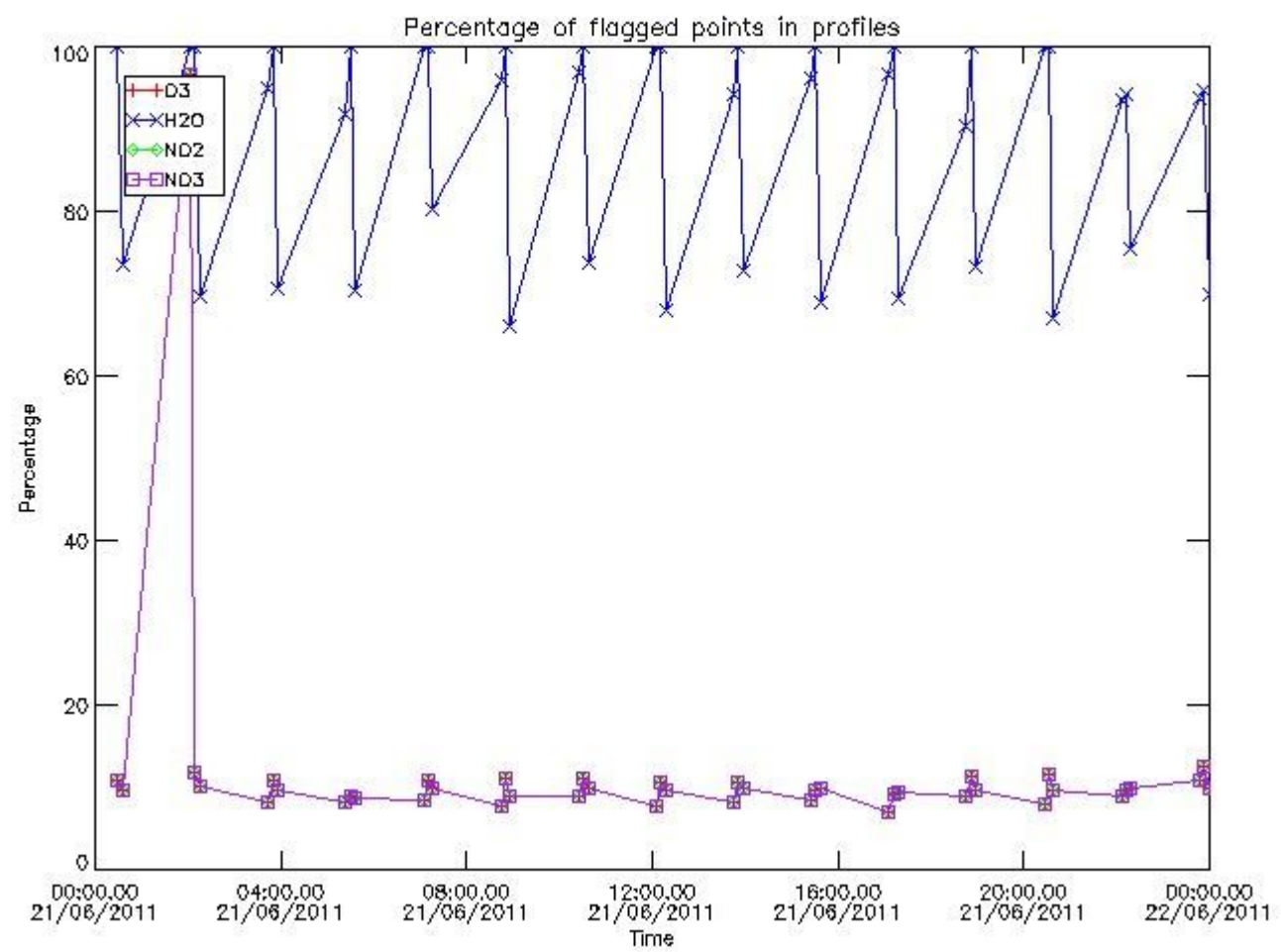
161	GOM_NL__2PRFIN20110621_145636_000000663103_00384_48674_6850.N1	21-JUN-2011 14:56:36	Bright	66.000	68	18Alp Cas	2.2250	4500.0	132	48674	No
162	GOM_NL__2PRFIN20110621_150212_000000453103_00384_48674_6851.N1	21-JUN-2011 15:02:12	Bright	44.500	73	57Gam1And	2.2600	13100.	89	48674	No
163	GOM_NL__2PRFIN20110621_150436_000000633103_00384_48674_6852.N1	21-JUN-2011 15:04:36	Twilight	62.500	53	43Bet And	2.0480	3300.0	125	48674	No
164	GOM_NL__2PRFIN20110621_150823_000000533103_00384_48674_6853.N1	21-JUN-2011 15:08:23	Twilight	53.000	50	13Alp Ari	2.0070	4250.0	106	48674	No
165	GOM_NL__2PRFIN20110621_152528_000000673103_00384_48674_6854.N1	21-JUN-2011 15:25:28	Dark	67.000	52	16Bet Cet	2.0370	4500.0	134	48674	No
166	GOM_NL__2PRFIN20110621_153110_000000533103_00384_48674_6855.N1	21-JUN-2011 15:31:10	Dark	52.500	84	Alp Phe	2.3970	4500.0	105	48674	No
167	GOM_NL__2PRFIN20110621_153735_000000523103_00385_48675_6873.N1	21-JUN-2011 15:37:35	Dark	52.000	63	Bet Gru	2.1500	2800.0	104	48675	No
168	GOM_NL__2PRFIN20110621_153937_000000493103_00385_48675_6874.N1	21-JUN-2011 15:39:37	Straylight	48.500	31	Alp Gru	1.7340	15200.	97	48675	No
169	GOM_NL__2PRFIN20110621_154250_000000423103_00385_48675_6875.N1	21-JUN-2011 15:42:50	Straylight	42.000	45	Alp Pav	1.9400	26000.	84	48675	No
170	GOM_NL__2PRFIN20110621_155206_000000473103_00385_48675_6876.N1	21-JUN-2011 15:52:06	Twilight	47.000	38	20Eps Sgr	1.8360	11000.	94	48675	No
171	GOM_NL__2PRFIN20110621_155331_000000453103_00385_48675_6877.N1	21-JUN-2011 15:53:31	Twilight	44.500	116	19Del Sgr	2.7000	4100.0	89	48675	No
172	GOM_NL__2PRFIN20110621_155541_000000523103_00385_48675_6878.N1	21-JUN-2011 15:55:41	Bright	51.500	155	41Pi Sgr	2.9000	6600.0	103	48675	No
173	GOM_NL__2PRFIN20110621_160435_000000413103_00385_48675_6879.N1	21-JUN-2011 16:04:35	Bright	41.000	126	60Bet Oph	2.7700	4250.0	82	48675	No
174	GOM_NL__2PRFIN20110621_160700_000000413103_00385_48675_6880.N1	21-JUN-2011 16:07:00	Bright	40.500	59	55Alp Oph	2.0800	8900.0	81	48675	No
175	GOM_NL__2PRFIN20110621_161646_000000523103_00385_48675_6881.N1	21-JUN-2011 16:16:46	Bright	51.500	5	3Alp Lyr	0.033000	11000.	103	48675	No
176	GOM_NL__2PRFIN20110621_161838_000000403103_00385_48675_6882.N1	21-JUN-2011 16:18:38	Bright	40.000	130	23Bet Dra	2.7990	5800.0	80	48675	No
177	GOM_NL__2PRFIN20110621_162826_000000473103_00385_48675_6883.N1	21-JUN-2011 16:28:26	Bright	46.500	89	5Alp Cep	2.4510	8000.0	93	48675	No
178	GOM_NL__2PRFIN20110621_163519_000000673103_00385_48675_6884.N1	21-JUN-2011 16:35:19	Bright	67.000	74	11Bet Cas	2.2680	6600.0	134	48675	No
179	GOM_NL__2PRFIN20110621_163650_000000463103_00385_48675_6885.N1	21-JUN-2011 16:36:50	Bright	46.000	68	18Alp Cas	2.2250	4500.0	92	48675	No
180	GOM_NL__2PRFIN20110621_164226_000000453103_00385_48675_6886.N1	21-JUN-2011 16:42:26	Bright	44.500	73	57Gam1And	2.2600	13100.	89	48675	No
181	GOM_NL__2PRFIN20110621_164450_000000653103_00385_48675_6887.N1	21-JUN-2011 16:44:50	Twilight	64.500	53	43Bet And	2.0480	3300.0	129	48675	No
182	GOM_NL__2PRFIN20110621_164837_000000483103_00385_48675_6888.N1	21-JUN-2011 16:48:37	Twilight	48.000	50	13Alp Ari	2.0070	4250.0	96	48675	No
183	GOM_NL__2PRFIN20110621_170543_000000723103_00385_48675_6889.N1	21-JUN-2011 17:05:43	Dark	72.000	52	16Bet Cet	2.0370	4500.0	144	48675	No
184	GOM_NL__2PRFIN20110621_171125_000000553103_00385_48675_6890.N1	21-JUN-2011 17:11:25	Dark	55.000	84	Alp Phe	2.3970	4500.0	110	48675	No
185	GOM_NL__2PRFIN20110621_171751_000000553103_00386_48676_6898.N1	21-JUN-2011 17:17:51	Dark	54.500	63	Bet Gru	2.1500	2800.0	109	48676	No
186	GOM_NL__2PRFIN20110621_171952_000000493103_00386_48676_6899.N1	21-JUN-2011 17:19:52	Straylight	49.000	31	Alp Gru	1.7340	15200.	98	48676	No
187	GOM_NL__2PRFIN20110621_172305_000000413103_00386_48676_6900.N1	21-JUN-2011 17:23:05	Straylight	40.500	45	Alp Pav	1.9400	26000.	81	48676	No
188	GOM_NL__2PRFIN20110621_173220_000000473103_00386_48676_6901.N1	21-JUN-2011 17:32:20	Twilight	46.500	38	20Eps Sgr	1.8360	11000.	93	48676	No
189	GOM_NL__2PRFIN20110621_173346_000000443103_00386_48676_6902.N1	21-JUN-2011 17:33:46	Twilight	44.000	116	19Del Sgr	2.7000	4100.0	88	48676	No
190	GOM_NL__2PRFIN20110621_173555_000000523103_00386_48676_6903.N1	21-JUN-2011 17:35:55	Bright	51.500	155	41Pi Sgr	2.9000	6600.0	103	48676	No
191	GOM_NL__2PRFIN20110621_174449_000000413103_00386_48676_6904.N1	21-JUN-2011 17:44:49	Bright	40.500	126	60Bet Oph	2.7700	4250.0	81	48676	No
192	GOM_NL__2PRFIN20110621_174714_000000413103_00386_48676_6905.N1	21-JUN-2011 17:47:14	Bright	41.000	59	55Alp Oph	2.0800	8900.0	82	48676	No
193	GOM_NL__2PRFIN20110621_175659_000000503103_00386_48676_6906.N1	21-JUN-2011 17:56:59	Bright	50.000	5	3Alp Lyr	0.033000	11000.	100	48676	No
194	GOM_NL__2PRFIN20110621_175851_000000393103_00386_48676_6907.N1	21-JUN-2011 17:58:51	Bright	39.000	130	23Bet Dra	2.7990	5800.0	78	48676	No
195	GOM_NL__2PRFIN20110621_180839_000000483103_00386_48676_6908.N1	21-JUN-2011 18:08:39	Bright	47.500	89	5Alp Cep	2.4510	8000.0	95	48676	No
196	GOM_NL__2PRFIN20110621_181532_000000673103_00386_48676_6909.N1	21-JUN-2011 18:15:32	Bright	67.000	74	11Bet Cas	2.2680	6600.0	134	48676	No
197	GOM_NL__2PRFIN20110621_181704_000000473103_00386_48676_6910.N1	21-JUN-2011 18:17:04	Bright	46.500	68	18Alp Cas	2.2250	4500.0	93	48676	No
198	GOM_NL__2PRFIN20110621_182240_000000443103_00386_48676_6911.N1	21-JUN-2011 18:22:40	Bright	43.500	73	57Gam1And	2.2600	13100.	87	48676	No
199	GOM_NL__2PRFIN20110621_182504_000000623103_00386_48676_6912.N1	21-JUN-2011 18:25:04	Twilight	62.000	53	43Bet And	2.0480	3300.0	124	48676	No
200	GOM_NL__2PRFIN20110621_182852_000000513103_00386_48676_6913.N1	21-JUN-2011 18:28:52	Twilight	50.500	50	13Alp Ari	2.0070	4250.0	101	48676	No
201	GOM_NL__2PRFIN20110621_184558_000000583103_00386_48676_6914.N1	21-JUN-2011 18:45:58	Dark	57.500	52	16Bet Cet	2.0370	4500.0	115	48676	No
202	GOM_NL__2PRFIN20110621_185140_000000453103_00386_48676_6915.N1	21-JUN-2011 18:51:40	Dark	45.000	84	Alp Phe	2.3970	4500.0	90	48676	No
203	GOM_NL__2PRFIN20110621_185805_000000533103_00387_48677_6920.N1	21-JUN-2011 18:58:05	Dark	53.000	63	Bet Gru	2.1500	2800.0	106	48677	No
204	GOM_NL__2PRFIN20110621_190007_000000493103_00387_48677_6921.N1	21-JUN-2011 19:00:07	Straylight	48.500	31	Alp Gru	1.7340	15200.	97	48677	No
205	GOM_NL__2PRFIN20110621_190320_000000413103_00387_48677_6922.N1	21-JUN-2011 19:03:20	Straylight	40.500	45	Alp Pav	1.9400	26000.	81	48677	No
206	GOM_NL__2PRFIN20110621_191235_000000473103_00387_48677_6923.N1	21-JUN-2011 19:12:35	Twilight	46.500	38	20Eps Sgr	1.8360	11000.	93	48677	No
207	GOM_NL__2PRFIN20110621_191400_000000483103_00387_48677_6924.N1	21-JUN-2011 19:14:00	Twilight	47.500	116	19Del Sgr	2.7000	4100.0	95	48677	No
208	GOM_NL__2PRFIN20110621_191609_000000513103_00387_48677_6925.N1	21-JUN-2011 19:16:09	Bright	50.500	155	41Pi Sgr	2.9000	6600.0	101	48677	No
209	GOM_NL__2PRFIN20110621_192503_000000413103_00387_48677_6926.N1	21-JUN-2011 19:25:03	Bright	40.500	126	60Bet Oph	2.7700	4250.0	81	48677	No
210	GOM_NL__2PRFIN20110621_192728_000000413103_00387_48677_6927.N1	21-JUN-2011 19:27:28	Bright	41.000	59	55Alp Oph	2.0800	8900.0	82	48677	No
211	GOM_NL__2PRFIN20110621_193712_000000493103_00387_48677_6928.N1	21-JUN-2011 19:37:12	Bright	49.000	5	3Alp Lyr	0.033000	11000.	98	48677	No
212	GOM_NL__2PRFIN20110621_193905_000000403103_00387_48677_6929.N1	21-JUN-2011 19:39:05	Bright	39.500	130	23Bet Dra	2.7990	5800.0	79	48677	No
213	GOM_NL__2PRFIN20110621_194852_000000493103_00387_48677_6930.N1	21-JUN-2011 19:48:52	Bright	48.500	89	5Alp Cep	2.4510	8000.0	97	48677	No
214	GOM_NL__2PRFIN20110621_195546_000000503103_00387_48677_6931.N1	21-JUN-2011 19:55:46	Bright	49.500	74	11Bet Cas	2.2680	6600.0	99	48677	No
215	GOM_NL__2PRFIN20110621_195717_000000663103_00387_48677_6932.N1	21-JUN-2011 19:57:17	Bright	66.000	68	18Alp Cas	2.2250	4500.0	132	48677	No
216	GOM_NL__2PRFIN20110621_200254_000000433103_00387_48677_6933.N1	21-JUN-2011 20:02:54	Bright	43.000	73	57Gam1And	2.2600	13100.	86	48677	No
217	GOM_NL__2PRFIN20110621_200518_000000633103_00387_48677_6934.N1	21-JUN-2011 20:05:18	Twilight	62.500	53	43Bet And	2.0480	3300.0	125	48677	No
218	GOM_NL__2PRFIN20110621_200906_000000523103_00387_48677_6935.N1	21-JUN-2011 20:09:06	Twilight	52.000	50	13Alp Ari	2.0070	4250.0	104	48677	No
219	GOM_NL__2PRFIN20110621_202614_000000653103_00387_48677_6936.N1	21-JUN-2011 20:26:14	Dark	64.500	52	16Bet Cet	2.0370	4500.0	129	48677	No

220	GOM_NL__2PRFIN20110621_203155_000000453103_00387_48677_6937.N1	21-JUN-2011 20:31:55	Dark	44.500	84	Alp Phe	2.3970	4500.0	89	48677	No
221	GOM_NL__2PRFIN20110621_203820_000000543103_00388_48678_6947.N1	21-JUN-2011 20:38:20	Dark	53.500	63	Bet Gru	2.1500	2800.0	107	48678	No
222	GOM_NL__2PRFIN20110621_204022_000000483103_00388_48678_6948.N1	21-JUN-2011 20:40:22	Straylight	48.000	31	Alp Gru	1.7340	15200.	96	48678	No
223	GOM_NL__2PRFIN20110621_204334_000000413103_00388_48678_6949.N1	21-JUN-2011 20:43:34	Straylight	41.000	45	Alp Pav	1.9400	26000.	82	48678	No
224	GOM_NL__2PRFIN20110621_205249_000000463103_00388_48678_6950.N1	21-JUN-2011 20:52:49	Tw_i_and_stray	46.000	38	20Eps Sgr	1.8360	11000.	92	48678	No
225	GOM_NL__2PRFIN20110621_205414_000000533103_00388_48678_6951.N1	21-JUN-2011 20:54:14	Tw_i_and_stray	52.500	116	19Del Sgr	2.7000	4100.0	105	48678	No
226	GOM_NL__2PRFIN20110621_205624_000000513103_00388_48678_6952.N1	21-JUN-2011 20:56:24	Bright	51.000	155	41Pi Sgr	2.9000	6600.0	102	48678	No
227	GOM_NL__2PRFIN20110621_210517_000000403103_00388_48678_6953.N1	21-JUN-2011 21:05:17	Bright	40.000	126	60Bet Oph	2.7700	4250.0	80	48678	No
228	GOM_NL__2PRFIN20110621_210741_000000403103_00388_48678_6954.N1	21-JUN-2011 21:07:41	Bright	40.000	59	55Alp Oph	2.0800	8900.0	80	48678	No
229	GOM_NL__2PRFIN20110621_211726_000000473103_00388_48678_6955.N1	21-JUN-2011 21:17:26	Bright	47.000	5	3Alp Lyr	0.033000	11000.	94	48678	No
230	GOM_NL__2PRFIN20110621_211919_000000573103_00388_48678_6956.N1	21-JUN-2011 21:19:19	Bright	57.000	130	23Bet Dra	2.7990	5800.0	114	48678	No
231	GOM_NL__2PRFIN20110621_212906_000000463103_00388_48678_6957.N1	21-JUN-2011 21:29:06	Bright	46.000	89	5Alp Cep	2.4510	8000.0	92	48678	No
232	GOM_NL__2PRFIN20110621_213600_000000523103_00388_48678_6958.N1	21-JUN-2011 21:36:00	Bright	52.000	74	11Bet Cas	2.2680	6600.0	104	48678	No
233	GOM_NL__2PRFIN20110621_213731_000000483103_00388_48678_6959.N1	21-JUN-2011 21:37:31	Bright	47.500	68	18Alp Cas	2.2250	4500.0	95	48678	No
234	GOM_NL__2PRFIN20110621_214308_000000423103_00388_48678_6960.N1	21-JUN-2011 21:43:08	Bright	42.000	73	57Gam1And	2.2600	13100.	84	48678	No
235	GOM_NL__2PRFIN20110621_214532_000000603103_00388_48678_6961.N1	21-JUN-2011 21:45:32	Tw_i_and_stray	59.500	53	43Bet And	2.0480	3300.0	119	48678	No
236	GOM_NL__2PRFIN20110621_214920_000000523103_00388_48678_6962.N1	21-JUN-2011 21:49:20	Twilight	51.500	50	13Alp Ari	2.0070	4250.0	103	48678	No
237	GOM_NL__2PRFIN20110621_220629_000000633103_00388_48678_6963.N1	21-JUN-2011 22:06:29	Dark	62.500	52	16Bet Cet	2.0370	4500.0	125	48678	No
238	GOM_NL__2PRFIN20110621_221210_000000533103_00388_48678_6964.N1	21-JUN-2011 22:12:10	Dark	53.000	84	Alp Phe	2.3970	4500.0	106	48678	No
239	GOM_NL__2PRFIN20110621_221835_000000523103_00389_48679_6955.N1	21-JUN-2011 22:18:35	Dark	51.500	63	Bet Gru	2.1500	2800.0	103	48679	No
240	GOM_NL__2PRFIN20110621_222037_000000523103_00389_48679_6956.N1	21-JUN-2011 22:20:37	Straylight	51.500	31	Alp Gru	1.7340	15200.	103	48679	No
241	GOM_NL__2PRFIN20110621_222348_000000413103_00389_48679_6957.N1	21-JUN-2011 22:23:48	Straylight	41.000	45	Alp Pav	1.9400	26000.	82	48679	No
242	GOM_NL__2PRFIN20110621_222303_000000473103_00389_48679_6958.N1	21-JUN-2011 22:33:03	Tw_i_and_stray	46.500	38	20Eps Sgr	1.8360	11000.	93	48679	No
243	GOM_NL__2PRFIN20110621_2223428_000000503103_00389_48679_6959.N1	21-JUN-2011 22:34:28	Tw_i_and_stray	49.500	116	19Del Sgr	2.7000	4100.0	99	48679	No
244	GOM_NL__2PRFIN20110621_2223638_000000513103_00389_48679_6960.N1	21-JUN-2011 22:36:38	Bright	51.000	155	41Pi Sgr	2.9000	6600.0	102	48679	No
245	GOM_NL__2PRFIN20110621_2224531_000000413103_00389_48679_6961.N1	21-JUN-2011 22:45:31	Bright	40.500	126	60Bet Oph	2.7700	4250.0	81	48679	No
246	GOM_NL__2PRFIN20110621_2224755_000000403103_00389_48679_6962.N1	21-JUN-2011 22:47:55	Bright	40.000	59	55Alp Oph	2.0800	8900.0	80	48679	No
247	GOM_NL__2PRFIN20110621_2225739_000000433103_00389_48679_6963.N1	21-JUN-2011 22:57:39	Bright	43.000	5	3Alp Lyr	0.033000	11000.	86	48679	No
248	GOM_NL__2PRFIN20110621_2225932_000000373103_00389_48679_6964.N1	21-JUN-2011 22:59:32	Bright	36.500	130	23Bet Dra	2.7990	5800.0	73	48679	No
249	GOM_NL__2PRFIN20110621_230919_000000493103_00389_48679_6965.N1	21-JUN-2011 23:09:19	Bright	48.500	89	5Alp Cep	2.4510	8000.0	97	48679	No
250	GOM_NL__2PRFIN20110621_231613_000000673103_00389_48679_6966.N1	21-JUN-2011 23:16:13	Bright	67.000	74	11Bet Cas	2.2680	6600.0	134	48679	No
251	GOM_NL__2PRFIN20110621_231744_000000473103_00389_48679_6967.N1	21-JUN-2011 23:17:44	Bright	46.500	68	18Alp Cas	2.2250	4500.0	93	48679	No
252	GOM_NL__2PRFIN20110621_232322_000000573103_00389_48679_6968.N1	21-JUN-2011 23:23:22	Bright	57.000	73	57Gam1And	2.2600	13100.	114	48679	No
253	GOM_NL__2PRFIN20110621_232546_000000613103_00389_48679_6969.N1	21-JUN-2011 23:25:46	Tw_i_and_stray	60.500	53	43Bet And	2.0480	3300.0	121	48679	No
254	GOM_NL__2PRFIN20110621_232934_000000513103_00389_48679_6970.N1	21-JUN-2011 23:29:34	Twilight	50.500	50	13Alp Ari	2.0070	4250.0	101	48679	No
255	GOM_NL__2PRFIN20110621_234644_000000663103_00389_48679_6971.N1	21-JUN-2011 23:46:44	Dark	65.500	52	16Bet Cet	2.0370	4500.0	131	48679	No
256	GOM_NL__2PRFIN20110621_235225_000000493103_00389_48679_6972.N1	21-JUN-2011 23:52:25	Dark	48.500	84	Alp Phe	2.3970	4500.0	97	48679	No
257	GOM_NL__2PRFIN20110621_235850_000000523103_00390_48680_6964.N1	21-JUN-2011 23:58:50	Dark	52.000	63	Bet Gru	2.1500	2800.0	104	48680	No

3. Quality information per product

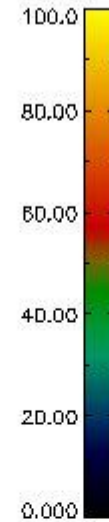
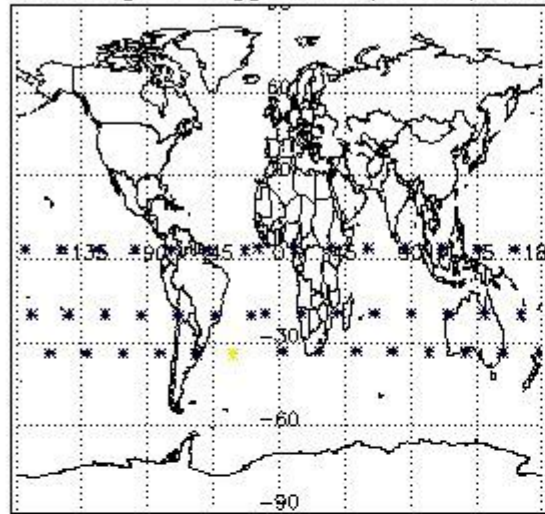
In this section it is plotted some information contained in the Quality Summary data set of the level 2 products. Only products in dark limb conditions and without errors (error flag in the MPH set to "0") are used.

3.1 Plot quality information per product (time dependant)

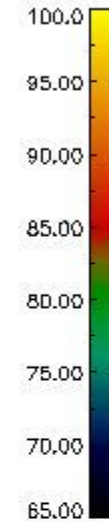
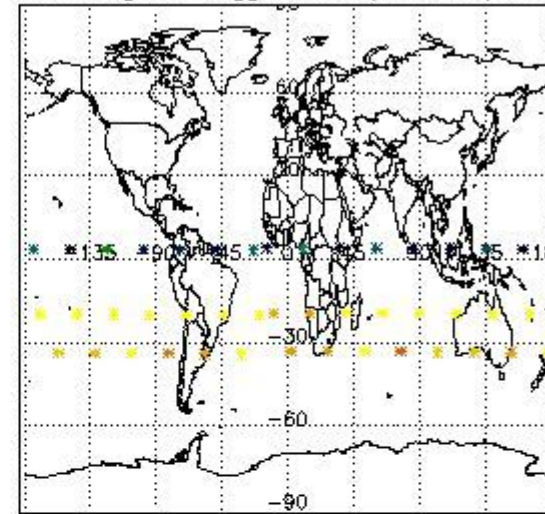


3.2 Plot quality information per product (world map)


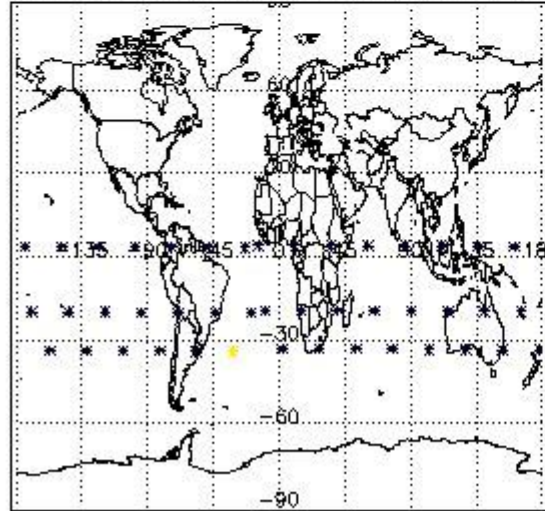
Percentage of flagged data per O3 profile



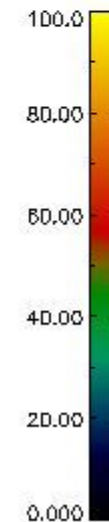
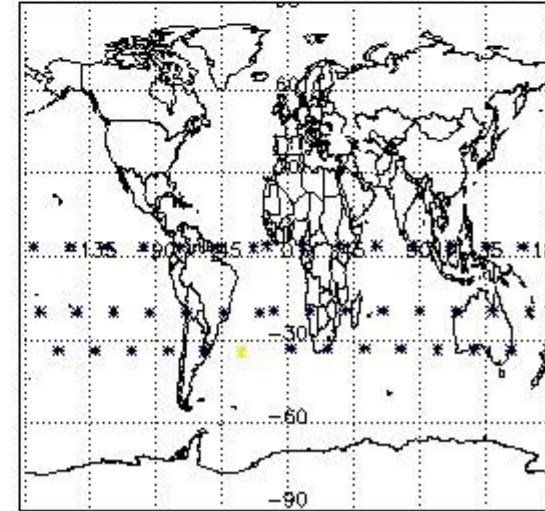
Percentage of flagged data per H2O profile



Percentage of flagged data per NO2 profile



Percentage of flagged data per NO3 profile

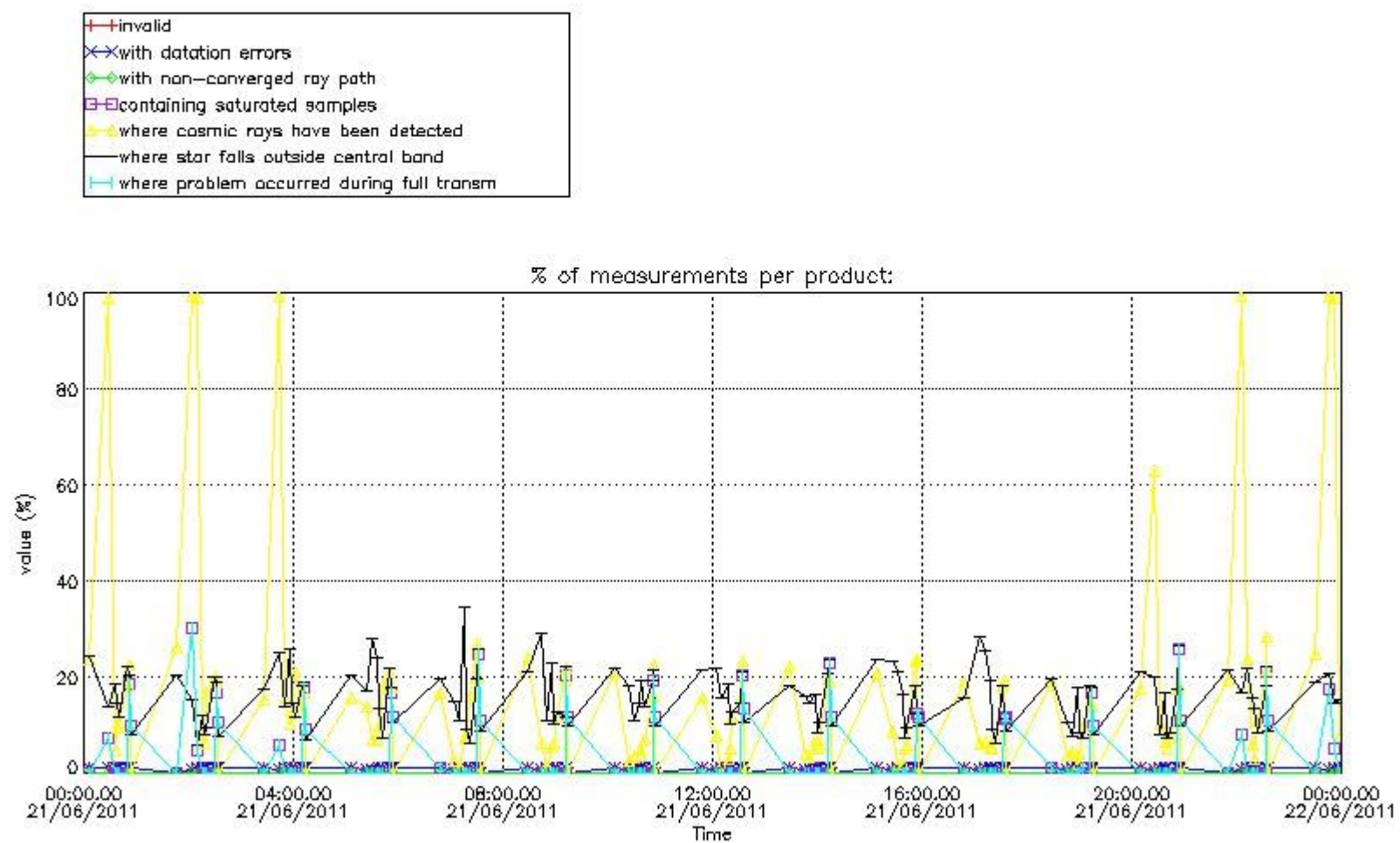


4. Level 1 quality information per product

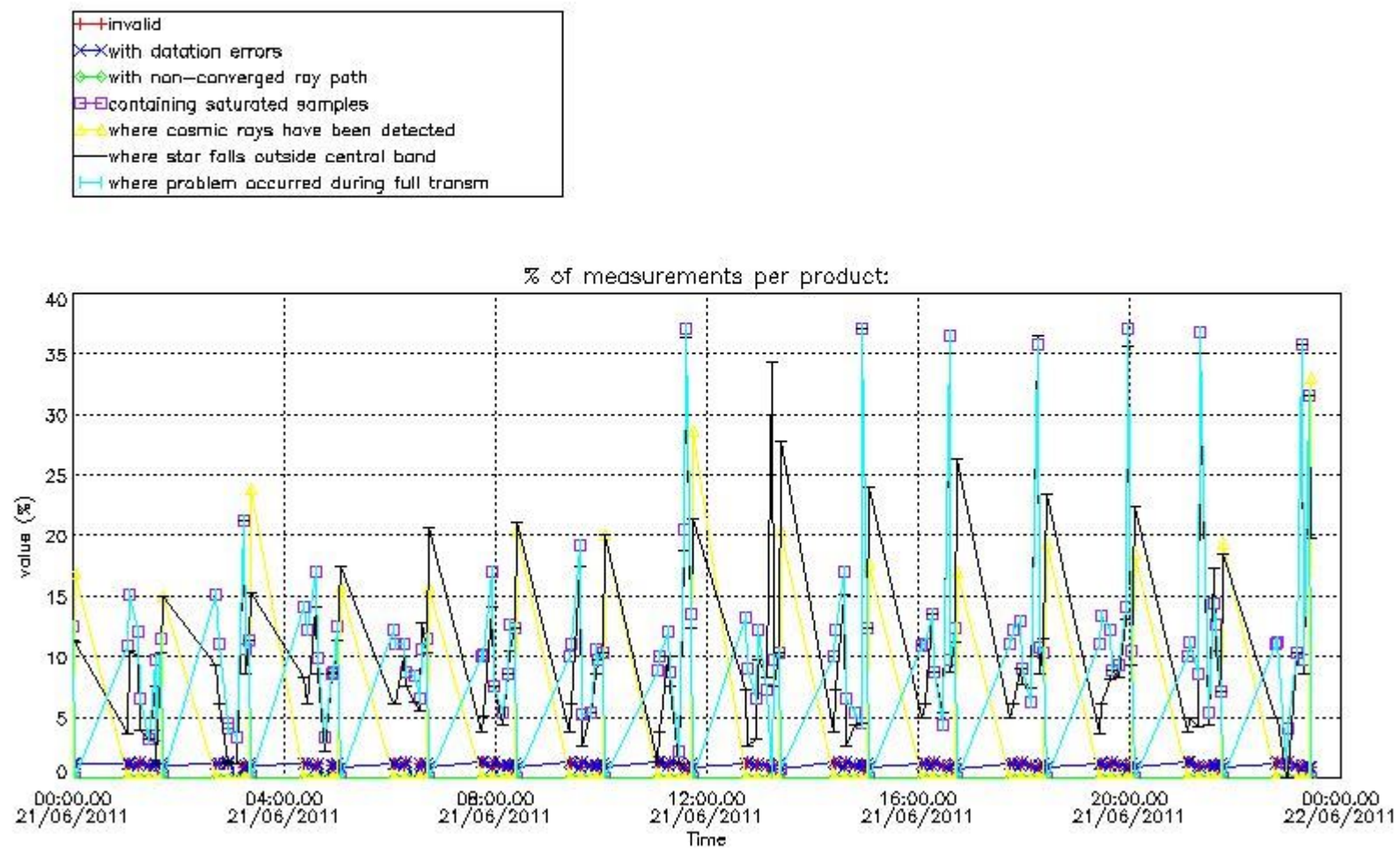
In this section it is plotted some information contained in the Quality Summary data set of the level 2 products that comes from the level 1b processing. Products without errors (error flag in the MPH set to "0") are used.

4.1 Plot quality information per product (time dependant) coming from level 1b processing

4.1.1 Plot level 1 quality information per product (time dependant): ENVISAT ASCENDING passes



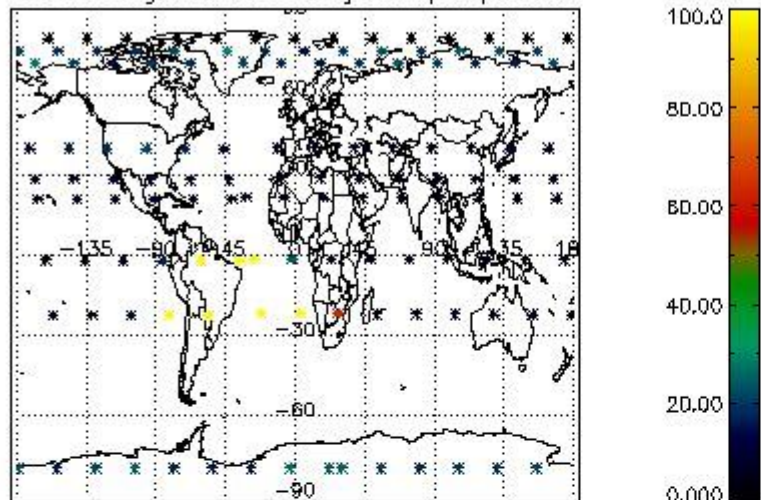
4.1.2 Plot level 1 quality information per product (time dependant): ENVI SAT DESCENDING passes



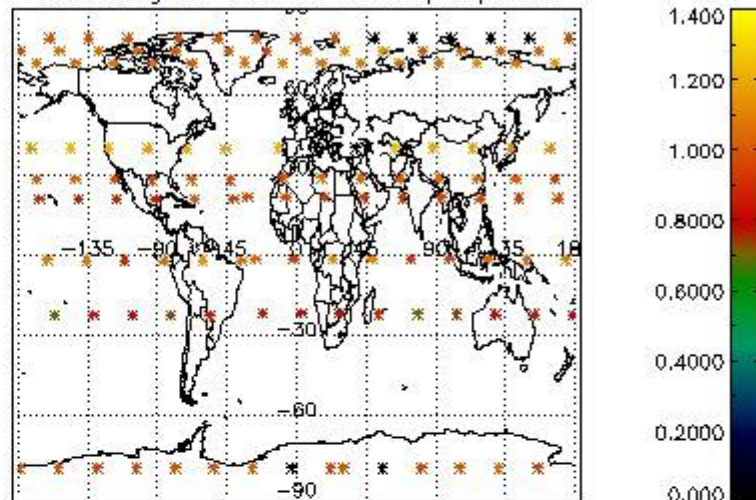
4.2 Plot quality information per product coming from level 1b processing (world map)

4.2.1 Plot level 1 quality information per product (world map): ENVISAT ASCENDING passes

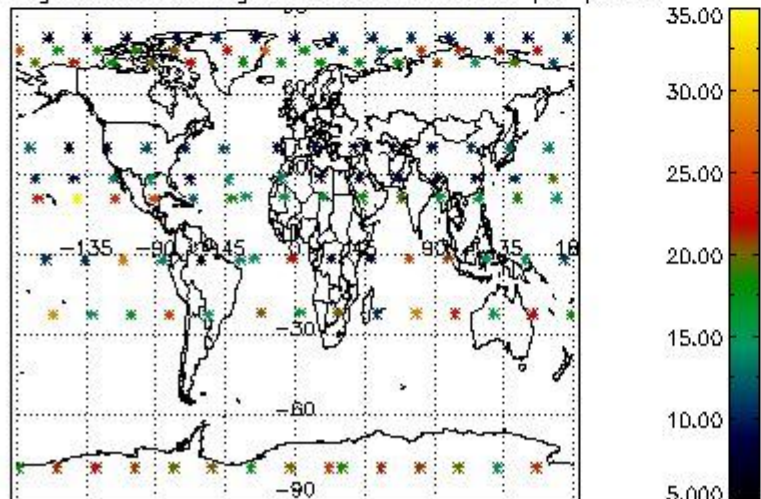
Percentage of cosmic ray hits per profile



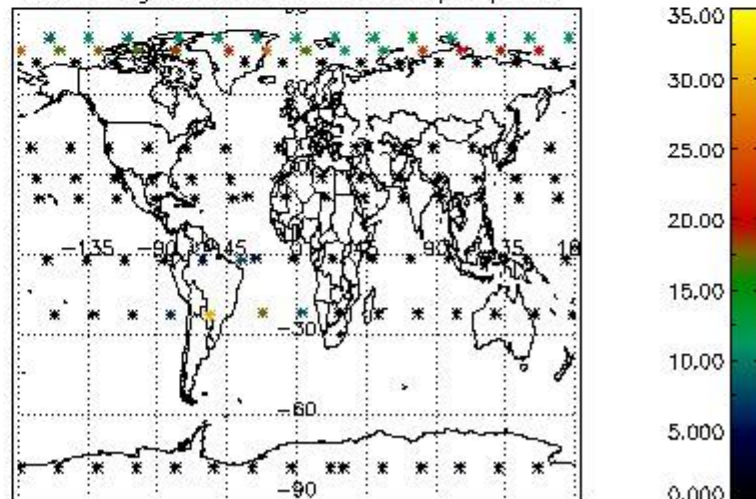
Percentage of datation errors per profile



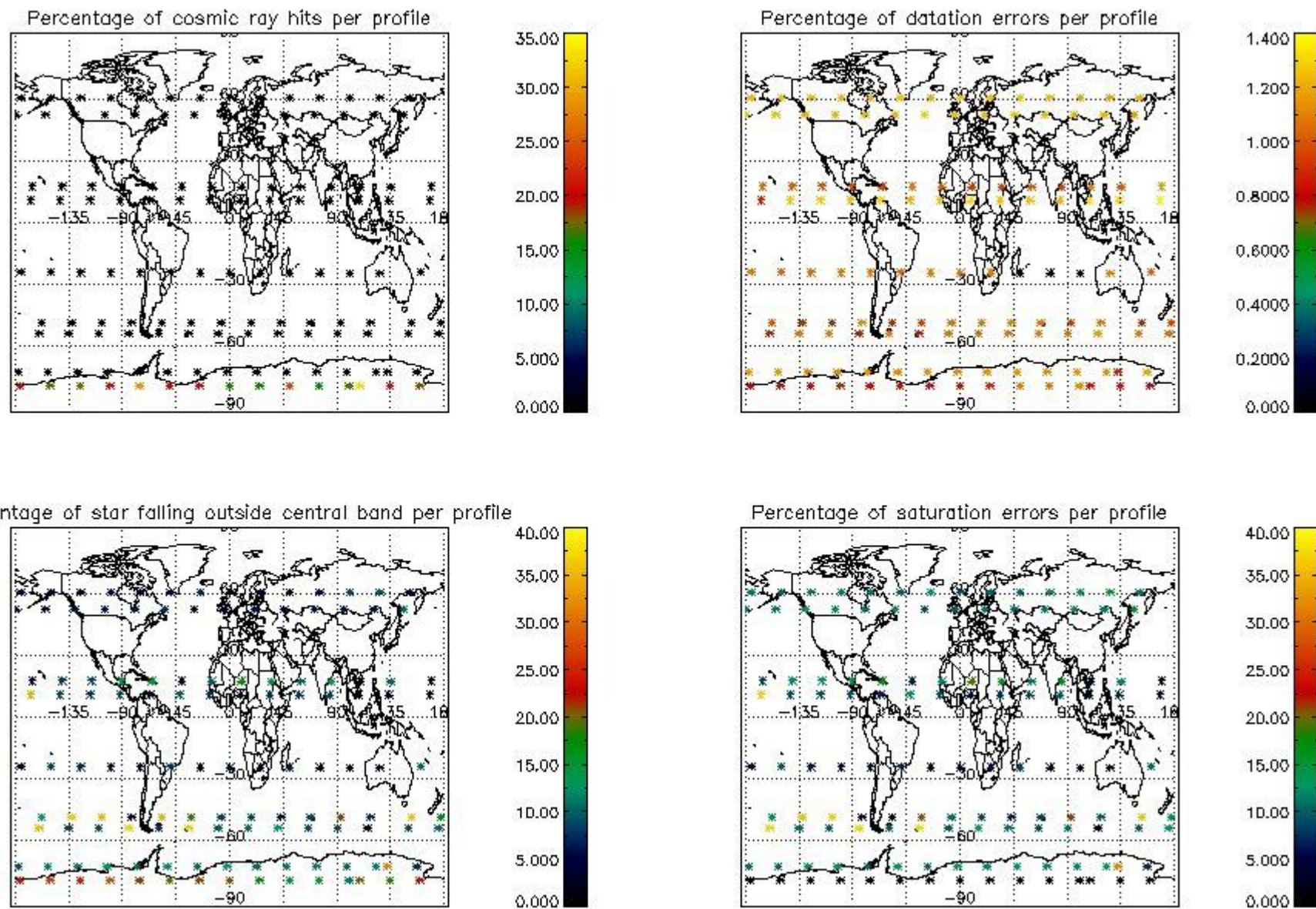
Percentage of star falling outside central band per profile



Percentage of saturation errors per profile



4.2.2 Plot level 1 quality information per product (world map): ENVISAT DESCENDING passes



5. Trace gas profiles

5.1 Ozone statistics based on quality of products

The final quality of the products can be "measured" using the STD (Standard Deviation) attached to every point profile. This information is written to the parameter GOM_NL__2P/NL_LOCAL_SPECIES_DENSITY/o3_std of the level 2 products. The table below shows the statistics for given STD ranges.

The statistics are given with respect to the overall valid production:

- Products without fatal errors: GOM_NL__2P/MPH/PRODUCT_ERR=0
- Valid point profile: GOM_NL__2P/NL_LOCAL_SPECIES_DENSITY/pcd(0)=0

The 'Criteria' is applied to valid points of dark limb products:

- Products in dark limb illumination condition: GOM_NL__2P/NL_SUMMARY_QUALITY/obs_ill_cond=0
- Products without fatal errors: GOM_NL__2P/MPH/PRODUCT_ERR=0
- Valid point profile: GOM_NL__2P/NL_LOCAL_SPECIES_DENSITY/pcd(0)=0

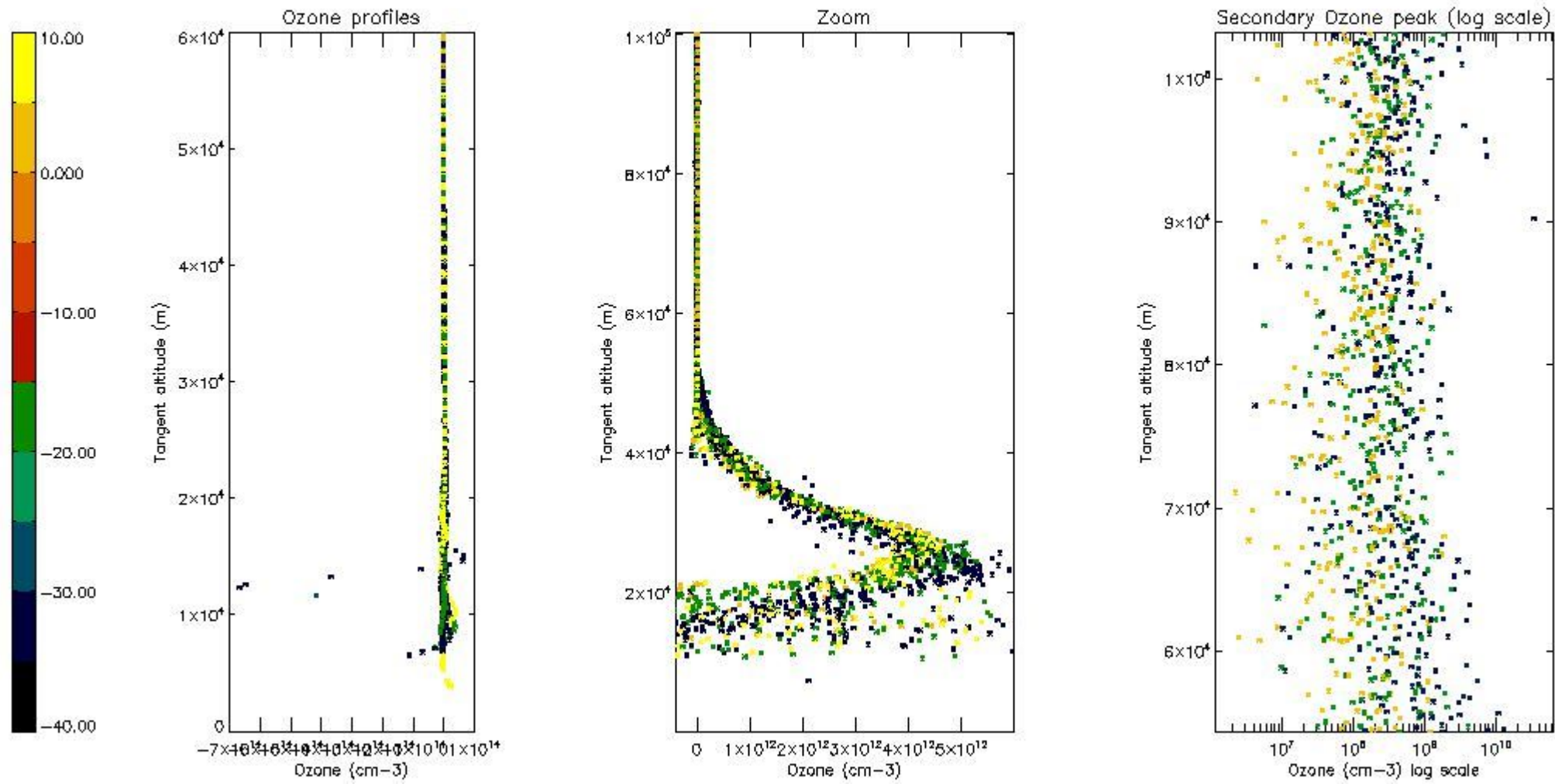
So, the table below shows the percentage of dark limb and valid observations for each criteria with respect to the overall valid daily observations.

Criteria	% of total production
All STD	20
STD < 20	5

STD < 10	3
STD < 5	0

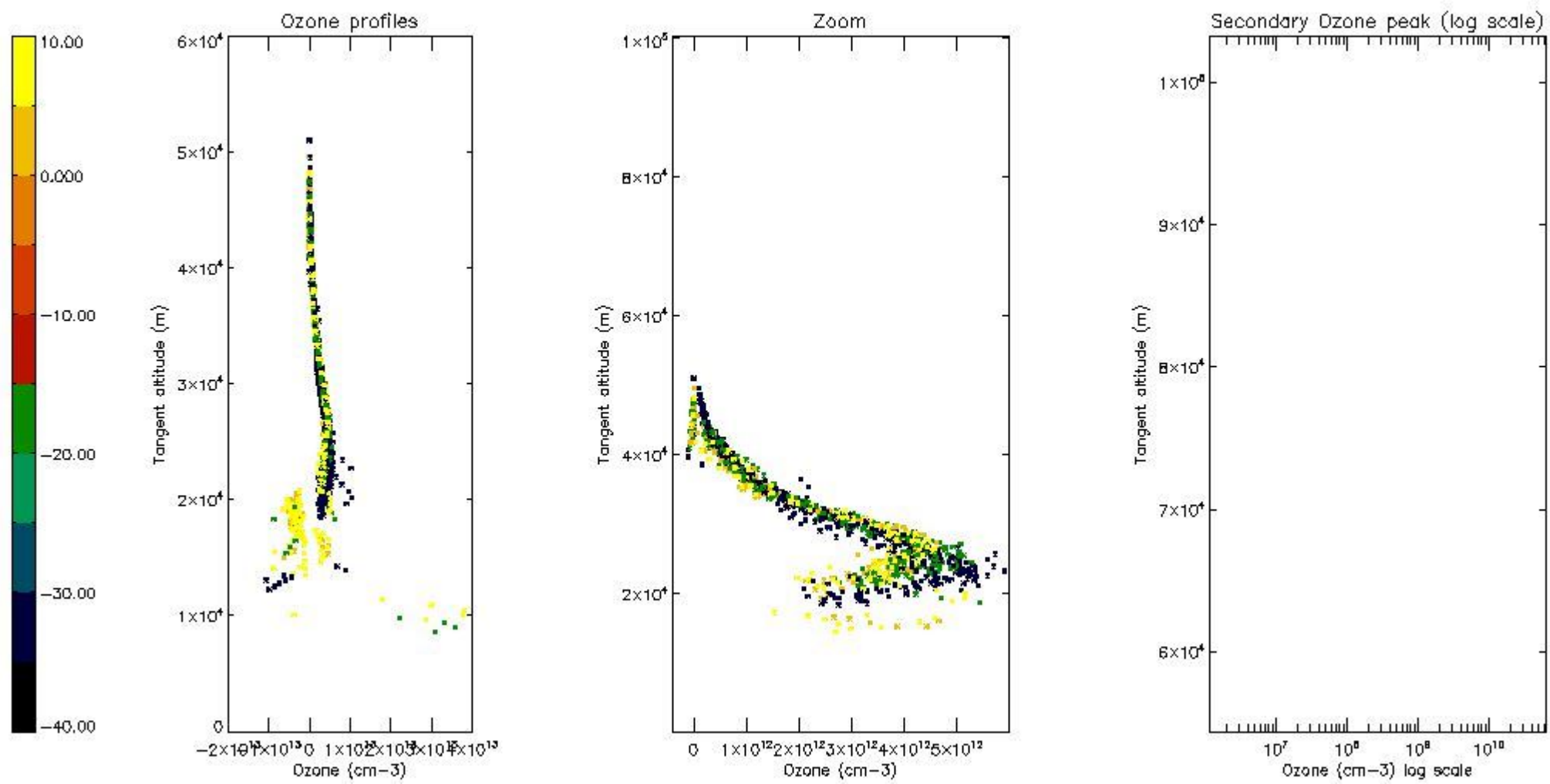
5.2 Plot ozone profiles for all STD (dark without errors)

The colorbar represents the latitude.



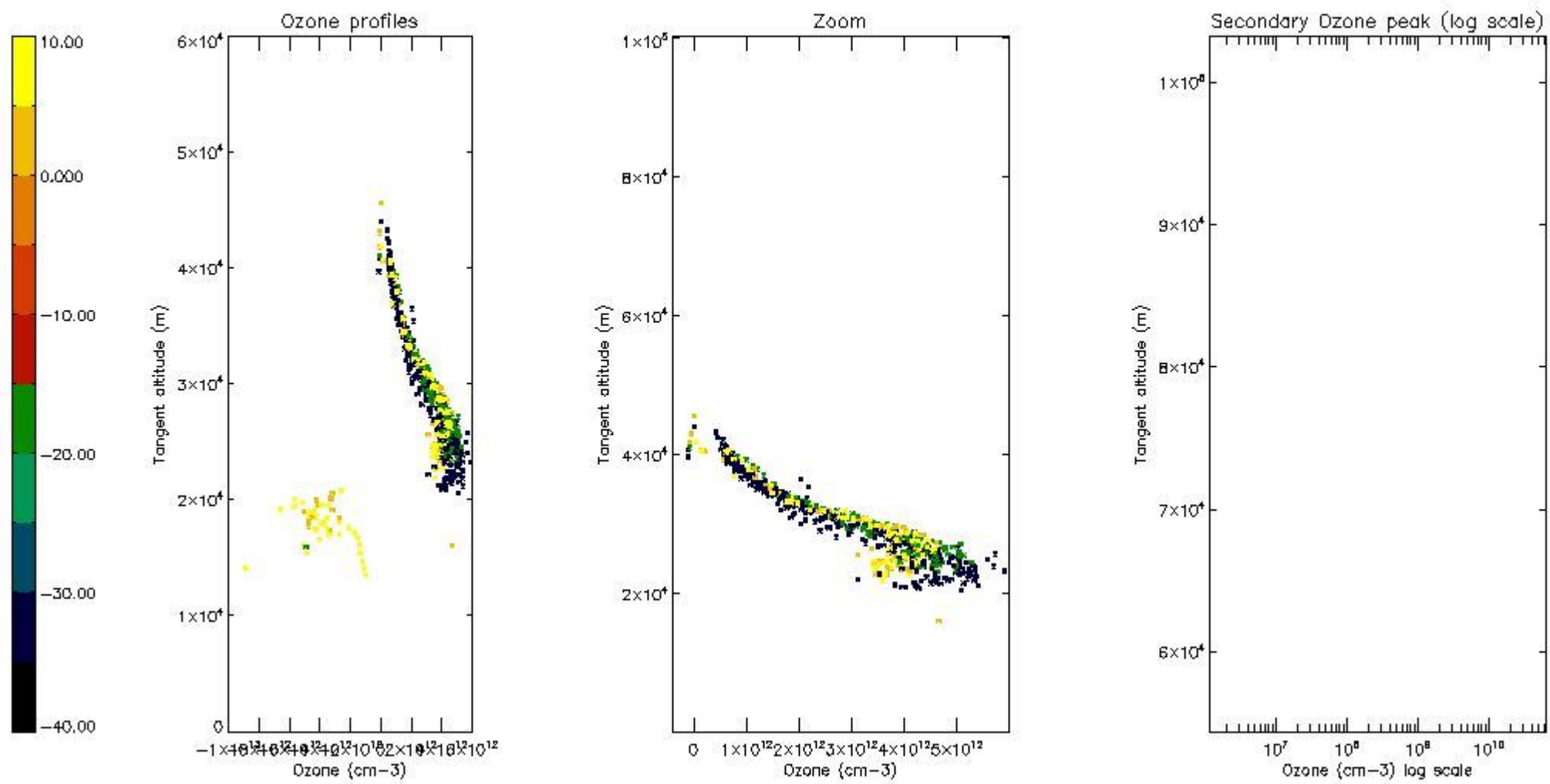
5.3 Plot ozone profiles where STD < 20% (dark without errors)

The colorbar represents the latitude.



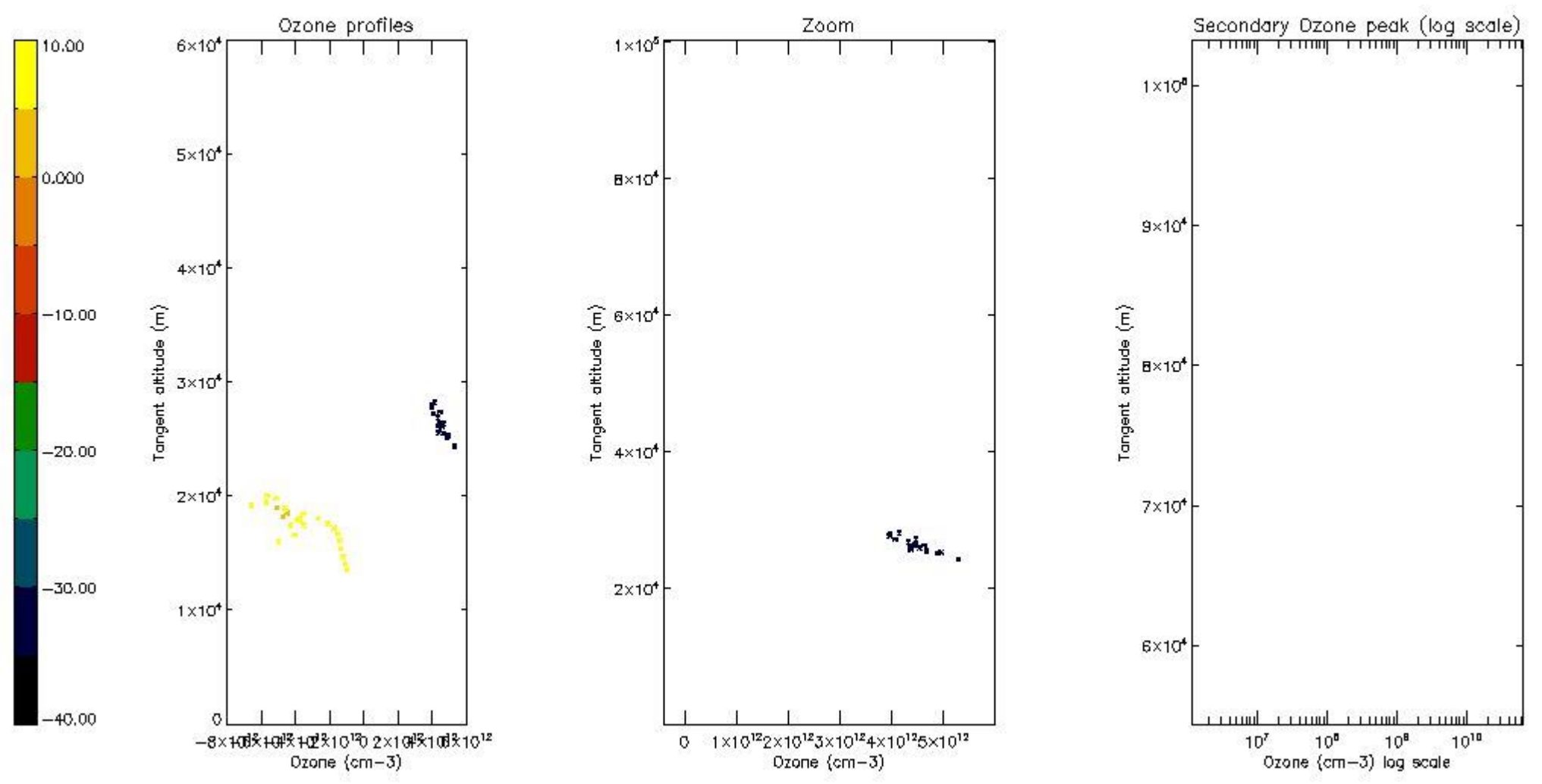
5.4 Plot ozone profiles where $STD < 10\%$ (dark without errors)

The colorbar represents the latitude.



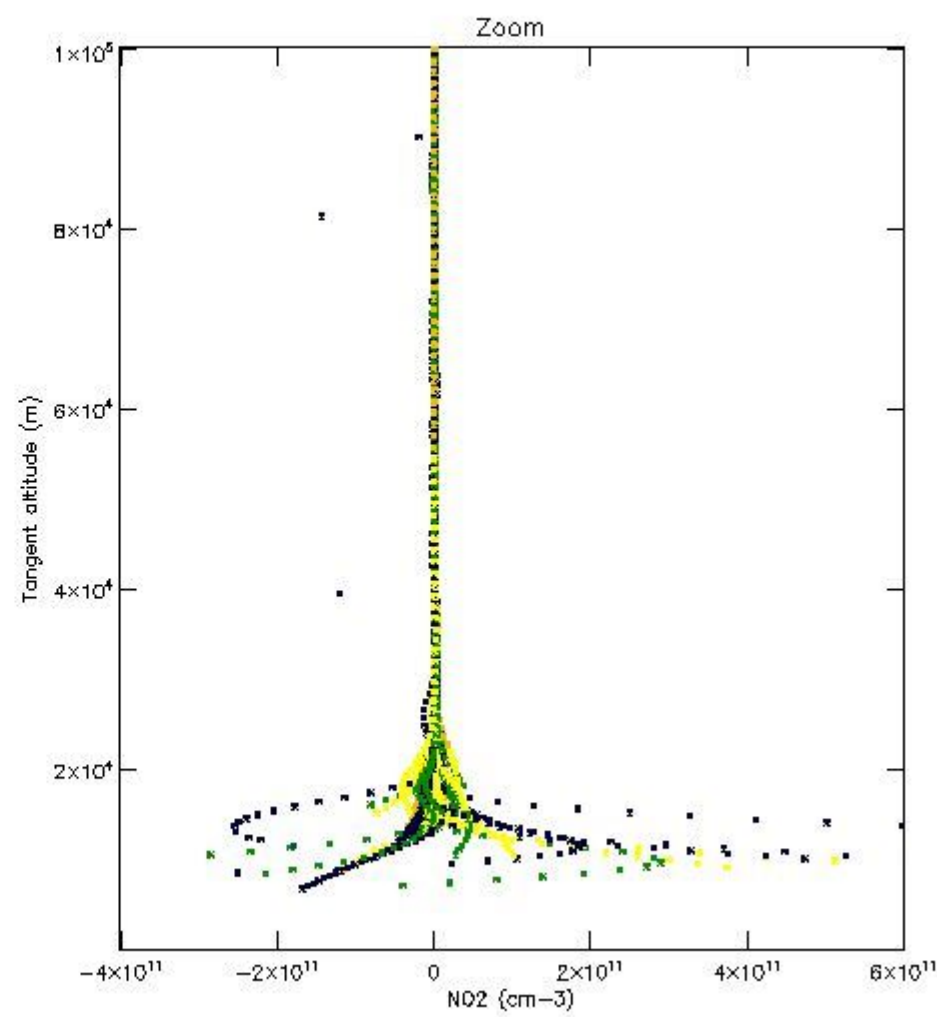
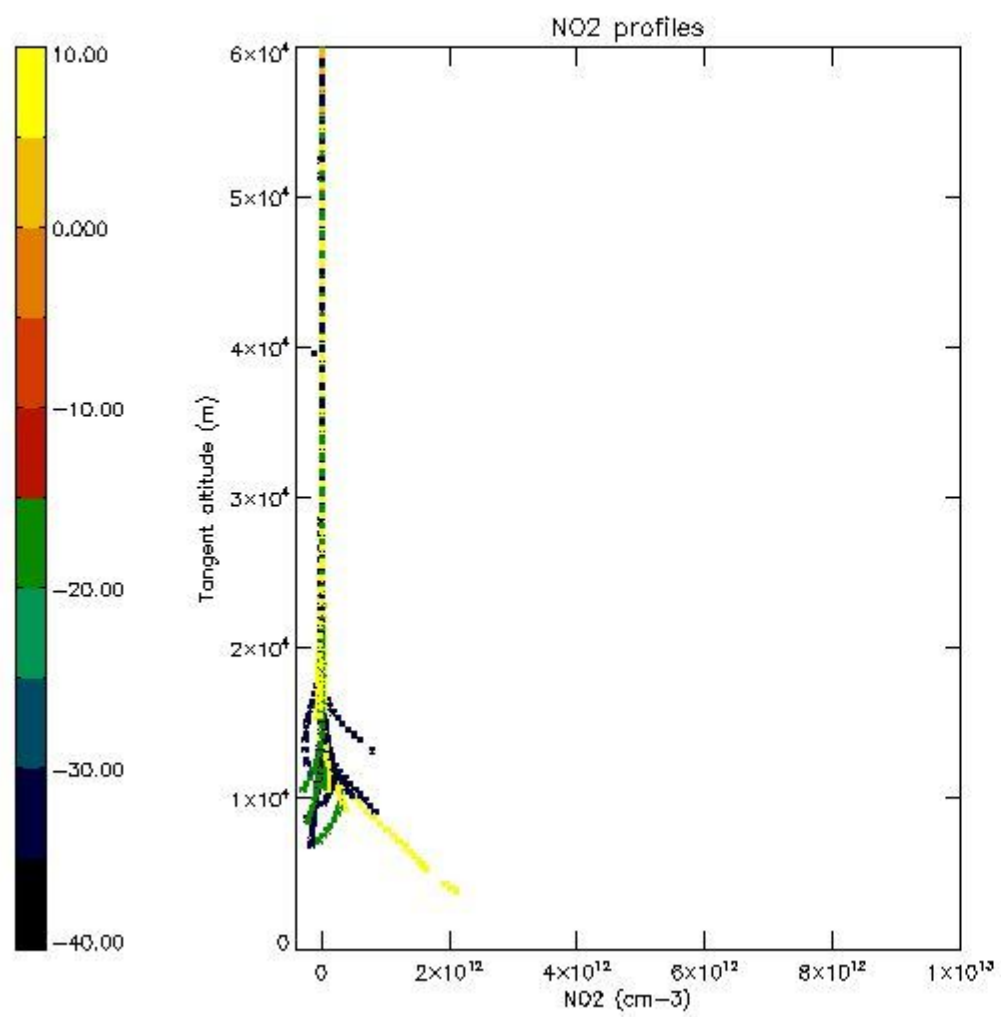
5.5 Plot ozone profiles where STD < 5% (dark without errors)

The colorbar represents the latitude.



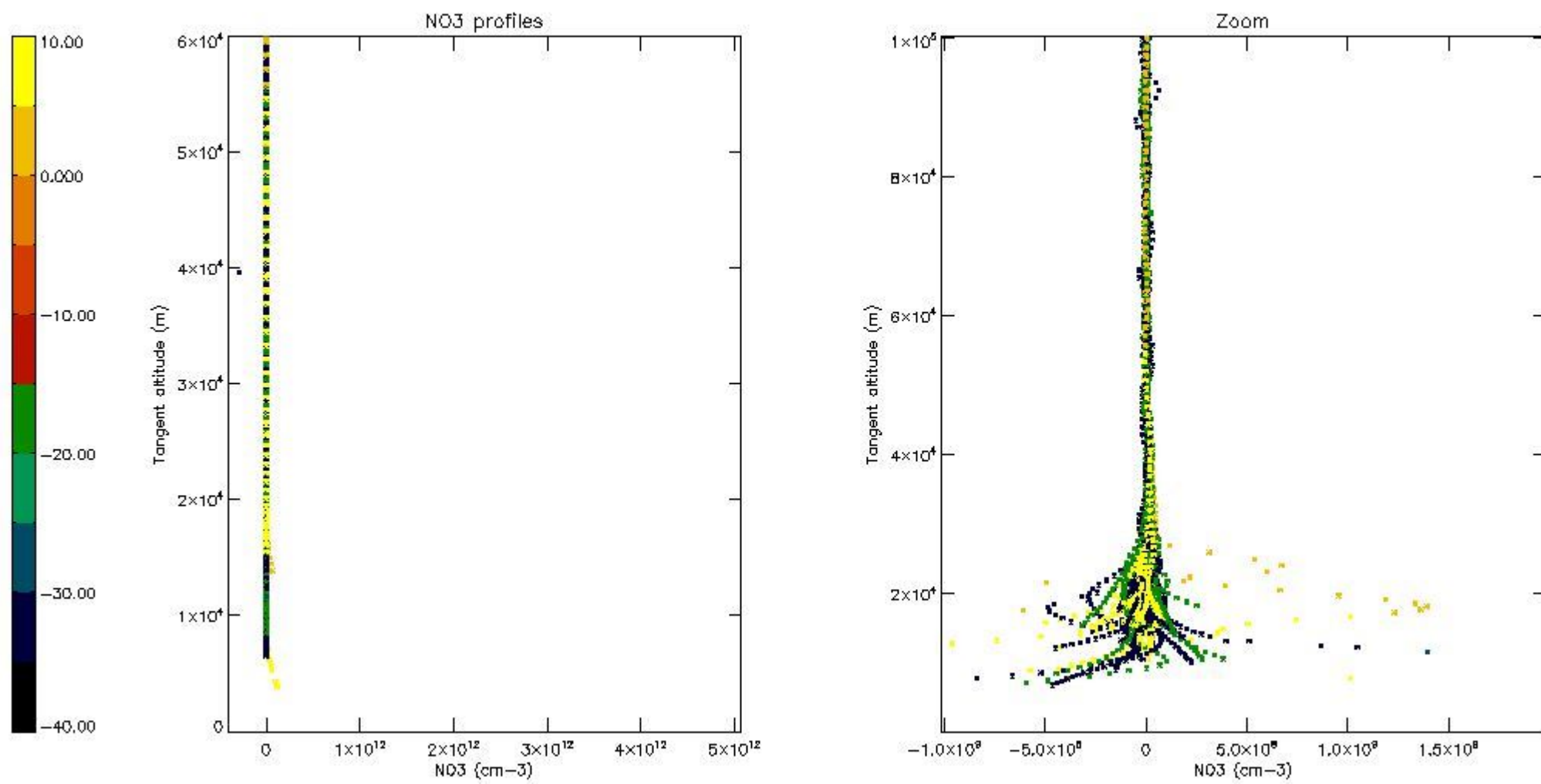
5.6 Plot NO₂ profiles for all STD (dark without errors)

The colorbar represents the latitude.



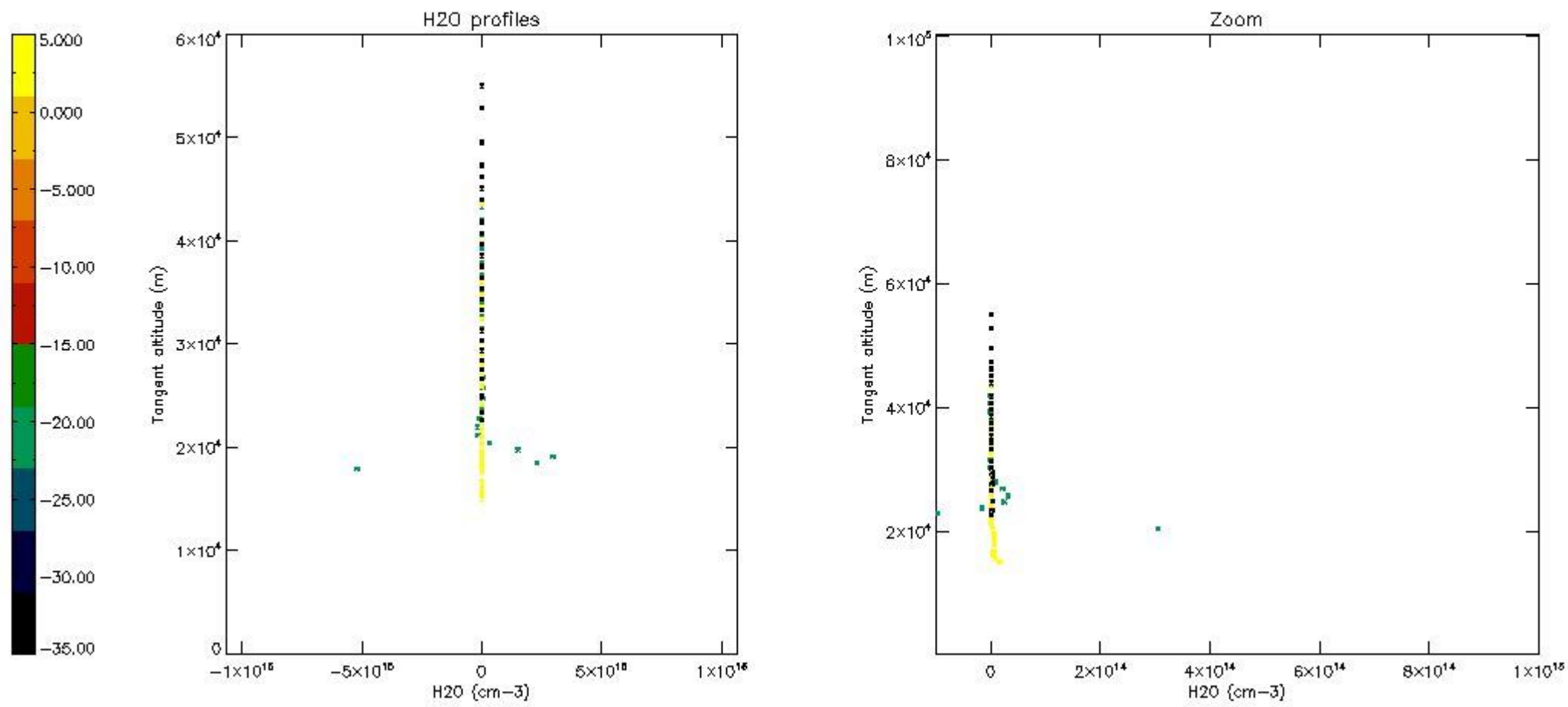
5.7 Plot NO3 profiles for all STD (dark without errors)

The colorbar represents the latitude.



5.8 Plot H₂O profiles for all STD (only for occultations of stars 1,2,3,4,13,14,16,26,63 dark without errors)

The colorbar represents the latitude.



6. Auxiliary Data Files used for the production reported in section 2

The number reported in the third column indicates since which file (see list in section 2) the corresponding auxiliary file has been used. The fourth column is the date of those product files.

Type	Auxiliary Filename	Used since product	Used since product date
INST_PHYS_CHARACTERISTICS	GOM_INS_AXVIEC20091111_143220_20030716_120000_20500101_000000	1	21-JUN-2011 00:00:06
LEVEL-2_PROC_CONFIG	GOM_PR2_AXVIEC20091111_152718_20020301_000000_20500101_000000	1	21-JUN-2011 00:00:06
CROSS_SECTIONS_FILE	GOM_CRS_AXVIEC20091111_154832_20020301_000000_20500101_000000	1	21-JUN-2011 00:00:06

GOMOS Level 2 Daily Report

SUMMARY

[1. General Info](#)

[2. Summary of processed GOM_NL_2P products](#)

[3. Level 2 Quality information per product](#)

[3.1 Plot of level 2 quality information per product \(time dependant\)](#)

[3.2 Plot of level 2 quality information per product \(world map\)](#)

[4. Level 1 Quality information per product \(stored on level 2 products\)](#)

[4.1 Plot of level 1 quality information per product \(time dependant\)](#)

[4.1.1 Plot of level 1 quality information per product \(time dependant\): ASCENDING](#)

[4.1.2 Plot of level 1 quality information per product \(time dependant\): DESCENDING](#)

[4.2 Plot of level 1 quality information per product \(world map\)](#)

[4.2.1 Plot of level 1 quality information per product \(world map\): ASCENDING](#)

[4.2.2 Plot of level 1 quality information per product \(world map\): DESCENDING](#)

[5. Ozone profiles based on quality statistics and other trace gas profiles](#)

[5.1 Ozone statistics based on quality of products](#)

[5.2 Plot ozone profiles for all STD \(dark without errors\)](#)

[5.3 Plot ozone profiles where STD < 20% \(dark without errors\)](#)

[5.4. Plot ozone profiles where STD < 10% \(dark without errors\)](#)

[5.5. Plot ozone profiles where STD < 5% \(dark without errors\)](#)

[5.6 Plot NO2 profiles for all STD \(dark without errors\)](#)

[5.7 Plot NO3 profiles for all STD \(dark without errors\)](#)

[5.8 Plot H2O profiles \(only for occultations of stars 1,2,3,4,13,14,16,26,63 dark without errors\) for all STD](#)

[6. Auxiliary Data Files used for the production reported in section 2](#)

This report presents the daily analysis on parameters extracted from GOMOS level 2 data (GOM_NL__2P). It is intended to monitor some important parameters that will impact the quality of these products. A list of level 2 products (and content) that have arrived during the reporting day to the PCF is also given.

Item	Value
Time of report generation	24APR2013 14:59:32
Data source version	GOMOS/6.01
Start time of products	21-06-2011 (21JUN2011 00:00:00)
Stop time of products	22-06-2011 (22JUN2011 00:00:00)
Store outputs in DB	Yes
Nb of level 2 prods	257
Nb of prods with errors	0

2. Summary of processed GOM_NL__2P products.

Nr	Filename	UTC Start time	Limb	Duration	Star Id	Star Name	Star Mag	Star Temp	Nb Meas	Orbit	Prod. error
1	GOM_NL__2PRFIN20110621_000006_00000443103_00375_48665_6656.N1	21-JUN-2011 00:00:06	Bright	44.000	73	57Gam1And	2.2600	13100.	88	48665	No
2	GOM_NL__2PRFIN20110621_000229_00000453103_00375_48665_6657.N1	21-JUN-2011 00:02:29	Bright	44.500	173	4Bet Tri	3.0040	8900.0	89	48665	No
3	GOM_NL__2PRFIN20110621_000615_00000533103_00375_48665_6658.N1	21-JUN-2011 00:06:15	Twilight	53.000	50	13Alp Ari	2.0070	4250.0	106	48665	No
4	GOM_NL__2PRFIN20110621_002856_00000483103_00375_48665_6659.N1	21-JUN-2011 00:28:56	Dark	47.500	84	Alp Phe	2.3970	4500.0	95	48665	No
5	GOM_NL__2PRFIN20110621_003520_00000543103_00376_48666_6653.N1	21-JUN-2011 00:35:20	Dark	53.500	63	Bet Gru	2.1500	2800.0	107	48666	No
6	GOM_NL__2PRFIN20110621_003723_00000523103_00376_48666_6654.N1	21-JUN-2011 00:37:23	Straylight	52.000	31	Alp Gru	1.7340	15200.	104	48666	No
7	GOM_NL__2PRFIN20110621_004039_00000433103_00376_48666_6655.N1	21-JUN-2011 00:40:39	Straylight	43.000	45	Alp Pav	1.9400	26000.	86	48666	No
8	GOM_NL__2PRFIN20110621_004957_00000503103_00376_48666_6656.N1	21-JUN-2011 00:49:57	Tw_and_stray	49.500	38	20Eps Sgr	1.8360	11000.	99	48666	No
9	GOM_NL__2PRFIN20110621_005123_00000493103_00376_48666_6657.N1	21-JUN-2011 00:51:23	Tw_and_stray	49.000	116	19Del Sgr	2.7000	4100.0	98	48666	No
10	GOM_NL__2PRFIN20110621_005333_00000513103_00376_48666_6658.N1	21-JUN-2011 00:53:33	Bright	51.000	155	41Pi Sgr	2.9000	6600.0	102	48666	No
11	GOM_NL__2PRFIN20110621_010230_00000413103_00376_48666_6659.N1	21-JUN-2011 01:02:30	Bright	41.000	126	60Bet Oph	2.7700	4250.0	82	48666	No
12	GOM_NL__2PRFIN20110621_010455_00000433103_00376_48666_6660.N1	21-JUN-2011 01:04:55	Bright	43.000	59	55Alp Oph	2.0800	8900.0	86	48666	No
13	GOM_NL__2PRFIN20110621_011446_00000503103_00376_48666_6661.N1	21-JUN-2011 01:14:46	Bright	50.000	5	3Alp Lyr	0.033000	11000.	100	48666	No
14	GOM_NL__2PRFIN20110621_011634_00000383103_00376_48666_6662.N1	21-JUN-2011 01:16:34	Bright	38.000	130	23Bet Dra	2.7990	5800.0	76	48666	No
15	GOM_NL__2PRFIN20110621_012626_00000463103_00376_48666_6663.N1	21-JUN-2011 01:26:26	Bright	46.000	89	5Alp Cep	2.4510	8000.0	92	48666	No
16	GOM_NL__2PRFIN20110621_013317_00000473103_00376_48666_6664.N1	21-JUN-2011 01:33:17	Bright	46.500	74	11Bet Cas	2.2680	6600.0	93	48666	No
17	GOM_NL__2PRFIN20110621_013447_00000433103_00376_48666_6665.N1	21-JUN-2011 01:34:47	Bright	42.500	68	18Alp Cas	2.2250	4500.0	85	48666	No
18	GOM_NL__2PRFIN20110621_014020_00000443103_00376_48666_6666.N1	21-JUN-2011 01:40:20	Bright	43.500	73	57Gam1And	2.2600	13100.	87	48666	No
19	GOM_NL__2PRFIN20110621_014243_00000473103_00376_48666_6667.N1	21-JUN-2011 01:42:43	Bright	46.500	173	4Bet Tri	3.0040	8900.0	93	48666	No
20	GOM_NL__2PRFIN20110621_014629_00000503103_00376_48666_6668.N1	21-JUN-2011 01:46:29	Twilight	49.500	50	13Alp Ari	2.0070	4250.0	99	48666	No
21	GOM_NL__2PRFIN20110621_020325_00000603103_00376_48666_6669.N1	21-JUN-2011 02:03:25	Dark	59.500	52	16Bet Cet	2.0370	4500.0	119	48666	No
22	GOM_NL__2PRFIN20110621_020911_00000443103_00376_48666_6670.N1	21-JUN-2011 02:09:11	Dark	43.500	84	Alp Phe	2.3970	4500.0	87	48666	No
23	GOM_NL__2PRFIN20110621_021535_00000503103_00377_48667_6661.N1	21-JUN-2011 02:15:35	Dark	50.000	63	Bet Gru	2.1500	2800.0	100	48667	No
24	GOM_NL__2PRFIN20110621_021738_00000493103_00377_48667_6662.N1	21-JUN-2011 02:17:38	Straylight	49.000	31	Alp Gru	1.7340	15200.	98	48667	No
25	GOM_NL__2PRFIN20110621_022054_00000423103_00377_48667_6663.N1	21-JUN-2011 02:20:54	Straylight	42.000	45	Alp Pav	1.9400	26000.	84	48667	No
26	GOM_NL__2PRFIN20110621_023011_00000483103_00377_48667_6664.N1	21-JUN-2011 02:30:11	Tw_and_stray	47.500	38	20Eps Sgr	1.8360	11000.	95	48667	No
27	GOM_NL__2PRFIN20110621_023137_00000483103_00377_48667_6665.N1	21-JUN-2011 02:31:37	Tw_and_stray	48.000	116	19Del Sgr	2.7000	4100.0	96	48667	No
28	GOM_NL__2PRFIN20110621_023347_00000523103_00377_48667_6666.N1	21-JUN-2011 02:33:47	Bright	51.500	155	41Pi Sgr	2.9000	6600.0	103	48667	No
29	GOM_NL__2PRFIN20110621_024244_00000433103_00377_48667_6667.N1	21-JUN-2011 02:42:44	Bright	43.000	126	60Bet Oph	2.7700	4250.0	86	48667	No
30	GOM_NL__2PRFIN20110621_024509_00000413103_00377_48667_6668.N1	21-JUN-2011 02:45:09	Bright	40.500	59	55Alp Oph	2.0800	8900.0	81	48667	No
31	GOM_NL__2PRFIN20110621_025500_00000453103_00377_48667_6669.N1	21-JUN-2011 02:55:00	Bright	45.000	5	3Alp Lyr	0.033000	11000.	90	48667	No
32	GOM_NL__2PRFIN20110621_025648_00000373103_00377_48667_6670.N1	21-JUN-2011 02:56:48	Bright	37.000	130	23Bet Dra	2.7990	5800.0	74	48667	No
33	GOM_NL__2PRFIN20110621_030639_00000453103_00377_48667_6671.N1	21-JUN-2011 03:06:39	Bright	44.500	89	5Alp Cep	2.4510	8000.0	89	48667	No
34	GOM_NL__2PRFIN20110621_031330_00000543103_00377_48667_6672.N1	21-JUN-2011 03:13:30	Bright	54.000	74	11Bet Cas	2.2680	6600.0	108	48667	No
35	GOM_NL__2PRFIN20110621_031500_00000473103_00377_48667_6673.N1	21-JUN-2011 03:15:00	Bright	47.000	68	18Alp Cas	2.2250	4500.0	94	48667	No
36	GOM_NL__2PRFIN20110621_032034_00000443103_00377_48667_6674.N1	21-JUN-2011 03:20:34	Bright	44.000	73	57Gam1And	2.2600	13100.	88	48667	No
37	GOM_NL__2PRFIN20110621_032257_00000463103_00377_48667_6675.N1	21-JUN-2011 03:22:57	Bright	46.000	173	4Bet Tri	3.0040	8900.0	92	48667	No
38	GOM_NL__2PRFIN20110621_032643_00000493103_00377_48667_6676.N1	21-JUN-2011 03:26:43	Twilight	49.000	50	13Alp Ari	2.0070	4250.0	98	48667	No
39	GOM_NL__2PRFIN20110621_034341_00000683103_00377_48667_6677.N1	21-JUN-2011 03:43:41	Dark	68.000	52	16Bet Cet	2.0370	4500.0	136	48667	No
40	GOM_NL__2PRFIN20110621_034926_00000483103_00377_48667_6678.N1	21-JUN-2011 03:49:26	Dark	47.500	84	Alp Phe	2.3970	4500.0	95	48667	No
41	GOM_NL__2PRFIN20110621_035550_00000593103_00378_48668_6688.N1	21-JUN-2011 03:55:50	Dark	58.500	63	Bet Gru	2.1500	2800.0	117	48668	No
42	GOM_NL__2PRFIN20110621_035753_00000523103_00378_48668_6689.N1	21-JUN-2011 03:57:53	Straylight	52.000	31	Alp Gru	1.7340	15200.	104	48668	No

43	GOM_NL__2PRFIN20110621_040109_000000433103_00378_48668_6690.N1	21-JUN-2011 04:01:09	Straylight	43.000	45	Alp Pav	1.9400	26000.	86	48668	No
44	GOM_NL__2PRFIN20110621_041026_000000473103_00378_48668_6691.N1	21-JUN-2011 04:10:26	Twilight	46.500	38	20Eps Sgr	1.8360	11000.	93	48668	No
45	GOM_NL__2PRFIN20110621_041151_000000483103_00378_48668_6692.N1	21-JUN-2011 04:11:51	Twilight	48.000	116	19Del Sgr	2.7000	4100.0	96	48668	No
46	GOM_NL__2PRFIN20110621_041401_000000513103_00378_48668_6693.N1	21-JUN-2011 04:14:01	Bright	50.500	155	41Pi Sgr	2.9000	6600.0	101	48668	No
47	GOM_NL__2PRFIN20110621_042258_000000433103_00378_48668_6694.N1	21-JUN-2011 04:22:58	Bright	42.500	126	60Bet Oph	2.7700	4250.0	85	48668	No
48	GOM_NL__2PRFIN20110621_042523_000000413103_00378_48668_6695.N1	21-JUN-2011 04:25:23	Bright	41.000	59	55Alp Oph	2.0800	8900.0	82	48668	No
49	GOM_NL__2PRFIN20110621_043513_000000533103_00378_48668_6696.N1	21-JUN-2011 04:35:13	Bright	53.000	5	3Alp Lyr	0.033000	11000.	106	48668	No
50	GOM_NL__2PRFIN20110621_043702_000000413103_00378_48668_6697.N1	21-JUN-2011 04:37:02	Bright	40.500	130	23Bet Dra	2.7990	5800.0	81	48668	No
51	GOM_NL__2PRFIN20110621_044652_000000453103_00378_48668_6698.N1	21-JUN-2011 04:46:52	Bright	45.000	89	5Alp Cep	2.4510	8000.0	90	48668	No
52	GOM_NL__2PRFIN20110621_045344_000000473103_00378_48668_6699.N1	21-JUN-2011 04:53:44	Bright	46.500	74	11Bet Cas	2.2680	6600.0	93	48668	No
53	GOM_NL__2PRFIN20110621_045514_000000463103_00378_48668_6700.N1	21-JUN-2011 04:55:14	Bright	46.000	68	18Alp Cas	2.2250	4500.0	92	48668	No
54	GOM_NL__2PRFIN20110621_050048_000000443103_00378_48668_6701.N1	21-JUN-2011 05:00:48	Bright	44.000	73	57Gam1And	2.2600	13100.	88	48668	No
55	GOM_NL__2PRFIN20110621_050312_000000583103_00378_48668_6702.N1	21-JUN-2011 05:03:12	Twilight	57.500	53	43Bet And	2.0480	3300.0	115	48668	No
56	GOM_NL__2PRFIN20110621_050658_000000523103_00378_48668_6703.N1	21-JUN-2011 05:06:58	Twilight	51.500	50	13Alp Ari	2.0070	4250.0	103	48668	No
57	GOM_NL__2PRFIN20110621_052356_000000623103_00378_48668_6704.N1	21-JUN-2011 05:23:56	Dark	62.000	52	16Bet Cet	2.0370	4500.0	124	48668	No
58	GOM_NL__2PRFIN20110621_052941_000000573103_00378_48668_6705.N1	21-JUN-2011 05:29:41	Dark	57.000	84	Alp Phe	2.3970	4500.0	114	48668	No
59	GOM_NL__2PRFIN20110621_053605_000000583103_00379_48669_6698.N1	21-JUN-2011 05:36:05	Dark	58.000	63	Bet Gru	2.1500	2800.0	116	48669	No
60	GOM_NL__2PRFIN20110621_053808_000000523103_00379_48669_6699.N1	21-JUN-2011 05:38:08	Straylight	51.500	31	Alp Gru	1.7340	15200.	103	48669	No
61	GOM_NL__2PRFIN20110621_054123_000000413103_00379_48669_6700.N1	21-JUN-2011 05:41:23	Straylight	41.000	45	Alp Pav	1.9400	26000.	82	48669	No
62	GOM_NL__2PRFIN20110621_055040_000000493103_00379_48669_6701.N1	21-JUN-2011 05:50:40	Twilight	48.500	38	20Eps Sgr	1.8360	11000.	97	48669	No
63	GOM_NL__2PRFIN20110621_055206_000000483103_00379_48669_6702.N1	21-JUN-2011 05:52:06	Twilight	47.500	116	19Del Sgr	2.7000	4100.0	95	48669	No
64	GOM_NL__2PRFIN20110621_055416_000000523103_00379_48669_6703.N1	21-JUN-2011 05:54:16	Bright	52.000	155	41Pi Sgr	2.9000	6600.0	104	48669	No
65	GOM_NL__2PRFIN20110621_060312_000000413103_00379_48669_6704.N1	21-JUN-2011 06:03:12	Bright	41.000	126	60Bet Oph	2.7700	4250.0	82	48669	No
66	GOM_NL__2PRFIN20110621_060537_000000413103_00379_48669_6705.N1	21-JUN-2011 06:05:37	Bright	40.500	59	55Alp Oph	2.0800	8900.0	81	48669	No
67	GOM_NL__2PRFIN20110621_061526_000000503103_00379_48669_6706.N1	21-JUN-2011 06:15:26	Bright	50.000	5	3Alp Lyr	0.033000	11000.	100	48669	No
68	GOM_NL__2PRFIN20110621_061715_000000403103_00379_48669_6707.N1	21-JUN-2011 06:17:15	Bright	40.000	130	23Bet Dra	2.7990	5800.0	80	48669	No
69	GOM_NL__2PRFIN20110621_062706_000000483103_00379_48669_6708.N1	21-JUN-2011 06:27:06	Bright	47.500	89	5Alp Cep	2.4510	8000.0	95	48669	No
70	GOM_NL__2PRFIN20110621_063358_000000463103_00379_48669_6709.N1	21-JUN-2011 06:33:58	Bright	45.500	74	11Bet Cas	2.2680	6600.0	91	48669	No
71	GOM_NL__2PRFIN20110621_063528_000000473103_00379_48669_6710.N1	21-JUN-2011 06:35:28	Bright	47.000	68	18Alp Cas	2.2250	4500.0	94	48669	No
72	GOM_NL__2PRFIN20110621_064102_000000443103_00379_48669_6711.N1	21-JUN-2011 06:41:02	Bright	43.500	73	57Gam1And	2.2600	13100.	87	48669	No
73	GOM_NL__2PRFIN20110621_064325_000000613103_00379_48669_6712.N1	21-JUN-2011 06:43:25	Twilight	60.500	53	43Bet And	2.0480	3300.0	121	48669	No
74	GOM_NL__2PRFIN20110621_064712_000000513103_00379_48669_6713.N1	21-JUN-2011 06:47:12	Twilight	51.000	50	13Alp Ari	2.0070	4250.0	102	48669	No
75	GOM_NL__2PRFIN20110621_070412_000000603103_00379_48669_6714.N1	21-JUN-2011 07:04:12	Dark	60.000	52	16Bet Cet	2.0370	4500.0	120	48669	No
76	GOM_NL__2PRFIN20110621_070956_000000473103_00379_48669_6715.N1	21-JUN-2011 07:09:56	Dark	46.500	84	Alp Phe	2.3970	4500.0	93	48669	No
77	GOM_NL__2PRFIN20110621_071621_000000673103_00380_48670_6707.N1	21-JUN-2011 07:16:21	Dark	66.500	63	Bet Gru	2.1500	2800.0	133	48670	No
78	GOM_NL__2PRFIN20110621_071823_000000493103_00380_48670_6708.N1	21-JUN-2011 07:18:23	Straylight	49.000	31	Alp Gru	1.7340	15200.	98	48670	No
79	GOM_NL__2PRFIN20110621_072138_000000413103_00380_48670_6709.N1	21-JUN-2011 07:21:38	Straylight	40.500	45	Alp Pav	1.9400	26000.	81	48670	No
80	GOM_NL__2PRFIN20110621_073054_000000483103_00380_48670_6710.N1	21-JUN-2011 07:30:54	Twilight	48.000	38	20Eps Sgr	1.8360	11000.	96	48670	No
81	GOM_NL__2PRFIN20110621_073220_000000533103_00380_48670_6711.N1	21-JUN-2011 07:32:20	Twilight	52.500	116	19Del Sgr	2.7000	4100.0	105	48670	No
82	GOM_NL__2PRFIN20110621_073430_000000513103_00380_48670_6712.N1	21-JUN-2011 07:34:30	Bright	51.000	155	41Pi Sgr	2.9000	6600.0	102	48670	No
83	GOM_NL__2PRFIN20110621_074326_000000403103_00380_48670_6713.N1	21-JUN-2011 07:43:26	Bright	40.000	126	60Bet Oph	2.7700	4250.0	80	48670	No
84	GOM_NL__2PRFIN20110621_074551_000000403103_00380_48670_6714.N1	21-JUN-2011 07:45:51	Bright	39.500	59	55Alp Oph	2.0800	8900.0	79	48670	No
85	GOM_NL__2PRFIN20110621_075539_000000533103_00380_48670_6715.N1	21-JUN-2011 07:55:39	Bright	53.000	5	3Alp Lyr	0.033000	11000.	106	48670	No
86	GOM_NL__2PRFIN20110621_075729_000000403103_00380_48670_6716.N1	21-JUN-2011 07:57:29	Bright	39.500	130	23Bet Dra	2.7990	5800.0	79	48670	No
87	GOM_NL__2PRFIN20110621_080719_000000473103_00380_48670_6717.N1	21-JUN-2011 08:07:19	Bright	46.500	89	5Alp Cep	2.4510	8000.0	93	48670	No
88	GOM_NL__2PRFIN20110621_081411_000000473103_00380_48670_6718.N1	21-JUN-2011 08:14:11	Bright	46.500	74	11Bet Cas	2.2680	6600.0	93	48670	No
89	GOM_NL__2PRFIN20110621_081542_000000483103_00380_48670_6719.N1	21-JUN-2011 08:15:42	Bright	47.500	68	18Alp Cas	2.2250	4500.0	95	48670	No
90	GOM_NL__2PRFIN20110621_082116_000000453103_00380_48670_6720.N1	21-JUN-2011 08:21:16	Bright	44.500	73	57Gam1And	2.2600	13100.	89	48670	No
91	GOM_NL__2PRFIN20110621_082339_000000623103_00380_48670_6721.N1	21-JUN-2011 08:23:39	Twilight	61.500	53	43Bet And	2.0480	3300.0	123	48670	No
92	GOM_NL__2PRFIN20110621_082726_000000523103_00380_48670_6722.N1	21-JUN-2011 08:27:26	Twilight	52.000	50	13Alp Ari	2.0070	4250.0	104	48670	No
93	GOM_NL__2PRFIN20110621_084427_000000733103_00380_48670_6723.N1	21-JUN-2011 08:44:27	Dark	72.500	52	16Bet Cet	2.0370	4500.0	145	48670	No
94	GOM_NL__2PRFIN20110621_085011_000000463103_00380_48670_6724.N1	21-JUN-2011 08:50:11	Dark	46.000	84	Alp Phe	2.3970	4500.0	92	48670	No
95	GOM_NL__2PRFIN20110621_085635_000000573103_00381_48671_6736.N1	21-JUN-2011 08:56:35	Dark	56.500	63	Bet Gru	2.1500	2800.0	113	48671	No
96	GOM_NL__2PRFIN20110621_085838_000000503103_00381_48671_6737.N1	21-JUN-2011 08:58:38	Straylight	49.500	31	Alp Gru	1.7340	15200.	99	48671	No
97	GOM_NL__2PRFIN20110621_090152_000000443103_00381_48671_6738.N1	21-JUN-2011 09:01:52	Straylight	43.500	45	Alp Pav	1.9400	26000.	87	48671	No
98	GOM_NL__2PRFIN20110621_091109_000000443103_00381_48671_6739.N1	21-JUN-2011 09:11:09	Twilight	43.500	38	20Eps Sgr	1.8360	11000.	87	48671	No
99	GOM_NL__2PRFIN20110621_091234_000000503103_00381_48671_6740.N1	21-JUN-2011 09:12:34	Twilight	49.500	116	19Del Sgr	2.7000	4100.0	99	48671	No
100	GOM_NL__2PRFIN20110621_091444_000000523103_00381_48671_6741.N1	21-JUN-2011 09:14:44	Bright	51.500	155	41Pi Sgr	2.9000	6600.0	103	48671	No
101	GOM_NL__2PRFIN20110621_092340_000000403103_00381_48671_6742.N1	21-JUN-2011 09:23:40	Bright	40.000	126	60Bet Oph	2.7700	4250.0	80	48671	No

102	GOM_NL__2PRFIN20110621_092605_000000413103_00381_48671_6743.N1	21-JUN-2011 09:26:05	Bright	40.500	59	55Alp Oph	2.0800	8900.0	81	48671	No
103	GOM_NL__2PRFIN20110621_093553_000000553103_00381_48671_6744.N1	21-JUN-2011 09:35:53	Bright	54.500	5	3Alp Lyr	0.033000	11000.	109	48671	No
104	GOM_NL__2PRFIN20110621_093743_000000383103_00381_48671_6745.N1	21-JUN-2011 09:37:43	Bright	38.000	130	23Bet Dra	2.7990	5800.0	76	48671	No
105	GOM_NL__2PRFIN20110621_094733_000000473103_00381_48671_6746.N1	21-JUN-2011 09:47:33	Bright	47.000	89	5Alp Cep	2.4510	8000.0	94	48671	No
106	GOM_NL__2PRFIN20110621_095425_000000473103_00381_48671_6747.N1	21-JUN-2011 09:54:25	Bright	47.000	74	11Bet Cas	2.2680	6600.0	94	48671	No
107	GOM_NL__2PRFIN20110621_095555_000000473103_00381_48671_6748.N1	21-JUN-2011 09:55:55	Bright	46.500	68	18Alp Cas	2.2250	4500.0	93	48671	No
108	GOM_NL__2PRFIN20110621_100130_000000443103_00381_48671_6749.N1	21-JUN-2011 10:01:30	Bright	43.500	73	57Gam1And	2.2600	13100.	87	48671	No
109	GOM_NL__2PRFIN20110621_100354_000000603103_00381_48671_6750.N1	21-JUN-2011 10:03:54	Twilight	60.000	53	43Bet And	2.0480	3300.0	120	48671	No
110	GOM_NL__2PRFIN20110621_100741_000000533103_00381_48671_6751.N1	21-JUN-2011 10:07:41	Twilight	52.500	50	13Alp Ari	2.0070	4250.0	105	48671	No
111	GOM_NL__2PRFIN20110621_102442_000000633103_00381_48671_6752.N1	21-JUN-2011 10:24:42	Dark	63.000	52	16Bet Cet	2.0370	4500.0	126	48671	No
112	GOM_NL__2PRFIN20110621_103026_000000463103_00381_48671_6753.N1	21-JUN-2011 10:30:26	Dark	45.500	84	Alp Phe	2.3970	4500.0	91	48671	No
113	GOM_NL__2PRFIN20110621_103650_000000523103_00382_48672_6761.N1	21-JUN-2011 10:36:50	Dark	52.000	63	Bet Gru	2.1500	2800.0	104	48672	No
114	GOM_NL__2PRFIN20110621_103853_000000553103_00382_48672_6762.N1	21-JUN-2011 10:38:53	Straylight	54.500	31	Alp Gru	1.7340	15200.	109	48672	No
115	GOM_NL__2PRFIN20110621_104207_000000443103_00382_48672_6763.N1	21-JUN-2011 10:42:07	Straylight	44.000	45	Alp Pav	1.9400	26000.	88	48672	No
116	GOM_NL__2PRFIN20110621_105123_000000473103_00382_48672_6764.N1	21-JUN-2011 10:51:23	Twilight	47.000	38	20Eps Sgr	1.8360	11000.	94	48672	No
117	GOM_NL__2PRFIN20110621_105248_000000493103_00382_48672_6765.N1	21-JUN-2011 10:52:48	Twilight	49.000	116	19Del Sgr	2.7000	4100.0	98	48672	No
118	GOM_NL__2PRFIN20110621_105458_000000513103_00382_48672_6766.N1	21-JUN-2011 10:54:58	Bright	51.000	155	41Pi Sgr	2.9000	6600.0	102	48672	No
119	GOM_NL__2PRFIN20110621_110354_000000403103_00382_48672_6767.N1	21-JUN-2011 11:03:54	Bright	39.500	126	60Bet Oph	2.7700	4250.0	79	48672	No
120	GOM_NL__2PRFIN20110621_110618_000000403103_00382_48672_6768.N1	21-JUN-2011 11:06:18	Bright	40.000	59	55Alp Oph	2.0800	8900.0	80	48672	No
121	GOM_NL__2PRFIN20110621_111606_000000503103_00382_48672_6769.N1	21-JUN-2011 11:16:06	Bright	50.000	5	3Alp Lyr	0.033000	11000.	100	48672	No
122	GOM_NL__2PRFIN20110621_111756_000000403103_00382_48672_6770.N1	21-JUN-2011 11:17:56	Bright	40.000	130	23Bet Dra	2.7990	5800.0	80	48672	No
123	GOM_NL__2PRFIN20110621_112746_000000463103_00382_48672_6771.N1	21-JUN-2011 11:27:46	Bright	45.500	89	5Alp Cep	2.4510	8000.0	91	48672	No
124	GOM_NL__2PRFIN20110621_113438_000000543103_00382_48672_6772.N1	21-JUN-2011 11:34:38	Bright	53.500	74	11Bet Cas	2.2680	6600.0	107	48672	No
125	GOM_NL__2PRFIN20110621_113609_000000663103_00382_48672_6773.N1	21-JUN-2011 11:36:09	Bright	66.000	68	18Alp Cas	2.2250	4500.0	132	48672	No
126	GOM_NL__2PRFIN20110621_114144_000000453103_00382_48672_6774.N1	21-JUN-2011 11:41:44	Bright	44.500	73	57Gam1And	2.2600	13100.	89	48672	No
127	GOM_NL__2PRFIN20110621_114408_000000613103_00382_48672_6775.N1	21-JUN-2011 11:44:08	Twilight	61.000	53	43Bet And	2.0480	3300.0	122	48672	No
128	GOM_NL__2PRFIN20110621_114755_000000523103_00382_48672_6776.N1	21-JUN-2011 11:47:55	Twilight	51.500	50	13Alp Ari	2.0070	4250.0	103	48672	No
129	GOM_NL__2PRFIN20110621_120457_000000663103_00382_48672_6777.N1	21-JUN-2011 12:04:57	Dark	66.000	52	16Bet Cet	2.0370	4500.0	132	48672	No
130	GOM_NL__2PRFIN20110621_121041_000000493103_00382_48672_6778.N1	21-JUN-2011 12:10:41	Dark	48.500	84	Alp Phe	2.3970	4500.0	97	48672	No
131	GOM_NL__2PRFIN20110621_121705_000000543103_00383_48673_6792.N1	21-JUN-2011 12:17:05	Dark	53.500	63	Bet Gru	2.1500	2800.0	107	48673	No
132	GOM_NL__2PRFIN20110621_121907_000000493103_00383_48673_6793.N1	21-JUN-2011 12:19:07	Straylight	49.000	31	Alp Gru	1.7340	15200.	98	48673	No
133	GOM_NL__2PRFIN20110621_122221_000000443103_00383_48673_6794.N1	21-JUN-2011 12:22:21	Straylight	43.500	45	Alp Pav	1.9400	26000.	87	48673	No
134	GOM_NL__2PRFIN20110621_123137_000000453103_00383_48673_6795.N1	21-JUN-2011 12:31:37	Twilight	44.500	38	20Eps Sgr	1.8360	11000.	89	48673	No
135	GOM_NL__2PRFIN20110621_123302_000000503103_00383_48673_6796.N1	21-JUN-2011 12:33:02	Twilight	49.500	116	19Del Sgr	2.7000	4100.0	99	48673	No
136	GOM_NL__2PRFIN20110621_123512_000000523103_00383_48673_6797.N1	21-JUN-2011 12:35:12	Bright	52.000	155	41Pi Sgr	2.9000	6600.0	104	48673	No
137	GOM_NL__2PRFIN20110621_124407_000000423103_00383_48673_6798.N1	21-JUN-2011 12:44:07	Bright	41.500	126	60Bet Oph	2.7700	4250.0	83	48673	No
138	GOM_NL__2PRFIN20110621_124632_000000393103_00383_48673_6799.N1	21-JUN-2011 12:46:32	Bright	39.000	59	55Alp Oph	2.0800	8900.0	78	48673	No
139	GOM_NL__2PRFIN20110621_125619_000000463103_00383_48673_6800.N1	21-JUN-2011 12:56:19	Bright	46.000	5	3Alp Lyr	0.033000	11000.	92	48673	No
140	GOM_NL__2PRFIN20110621_125810_000000413103_00383_48673_6801.N1	21-JUN-2011 12:58:10	Bright	41.000	130	23Bet Dra	2.7990	5800.0	82	48673	No
141	GOM_NL__2PRFIN20110621_130759_000000483103_00383_48673_6802.N1	21-JUN-2011 13:07:59	Bright	48.000	89	5Alp Cep	2.4510	8000.0	96	48673	No
142	GOM_NL__2PRFIN20110621_131452_000000673103_00383_48673_6803.N1	21-JUN-2011 13:14:52	Bright	67.000	74	11Bet Cas	2.2680	6600.0	134	48673	No
143	GOM_NL__2PRFIN20110621_131623_000000463103_00383_48673_6804.N1	21-JUN-2011 13:16:23	Bright	46.000	68	18Alp Cas	2.2250	4500.0	92	48673	No
144	GOM_NL__2PRFIN20110621_132158_000000443103_00383_48673_6805.N1	21-JUN-2011 13:21:58	Bright	43.500	73	57Gam1And	2.2600	13100.	87	48673	No
145	GOM_NL__2PRFIN20110621_132422_000000673103_00383_48673_6806.N1	21-JUN-2011 13:24:22	Twilight	66.500	53	43Bet And	2.0480	3300.0	133	48673	No
146	GOM_NL__2PRFIN20110621_132809_000000503103_00383_48673_6807.N1	21-JUN-2011 13:28:09	Twilight	50.000	50	13Alp Ari	2.0070	4250.0	100	48673	No
147	GOM_NL__2PRFIN20110621_134513_000000623103_00383_48673_6808.N1	21-JUN-2011 13:45:13	Dark	62.000	52	16Bet Cet	2.0370	4500.0	124	48673	No
148	GOM_NL__2PRFIN20110621_135056_000000483103_00383_48673_6809.N1	21-JUN-2011 13:50:56	Dark	48.000	84	Alp Phe	2.3970	4500.0	96	48673	No
149	GOM_NL__2PRFIN20110621_135720_000000523103_00384_48674_6838.N1	21-JUN-2011 13:57:20	Dark	52.000	63	Bet Gru	2.1500	2800.0	104	48674	No
150	GOM_NL__2PRFIN20110621_135922_000000493103_00384_48674_6839.N1	21-JUN-2011 13:59:22	Straylight	48.500	31	Alp Gru	1.7340	15200.	97	48674	No
151	GOM_NL__2PRFIN20110621_140236_000000433103_00384_48674_6840.N1	21-JUN-2011 14:02:36	Straylight	42.500	45	Alp Pav	1.9400	26000.	85	48674	No
152	GOM_NL__2PRFIN20110621_141152_000000483103_00384_48674_6841.N1	21-JUN-2011 14:11:52	Twilight	48.000	38	20Eps Sgr	1.8360	11000.	96	48674	No
153	GOM_NL__2PRFIN20110621_141317_000000513103_00384_48674_6842.N1	21-JUN-2011 14:13:17	Twilight	50.500	116	19Del Sgr	2.7000	4100.0	101	48674	No
154	GOM_NL__2PRFIN20110621_141527_000000513103_00384_48674_6843.N1	21-JUN-2011 14:15:27	Bright	51.000	155	41Pi Sgr	2.9000	6600.0	102	48674	No
155	GOM_NL__2PRFIN20110621_142421_000000403103_00384_48674_6844.N1	21-JUN-2011 14:24:21	Bright	40.000	126	60Bet Oph	2.7700	4250.0	80	48674	No
156	GOM_NL__2PRFIN20110621_142646_000000413103_00384_48674_6845.N1	21-JUN-2011 14:26:46	Bright	41.000	59	55Alp Oph	2.0800	8900.0	82	48674	No
157	GOM_NL__2PRFIN20110621_143633_000000533103_00384_48674_6846.N1	21-JUN-2011 14:36:33	Bright	53.000	5	3Alp Lyr	0.033000	11000.	106	48674	No
158	GOM_NL__2PRFIN20110621_143824_000000383103_00384_48674_6847.N1	21-JUN-2011 14:38:24	Bright	38.000	130	23Bet Dra	2.7990	5800.0	76	48674	No
159	GOM_NL__2PRFIN20110621_144813_000000463103_00384_48674_6848.N1	21-JUN-2011 14:48:13	Bright	46.000	89	5Alp Cep	2.4510	8000.0	92	48674	No
160	GOM_NL__2PRFIN20110621_145505_000000453103_00384_48674_6849.N1	21-JUN-2011 14:55:05	Bright	44.500	74	11Bet Cas	2.2680	6600.0	89	48674	No

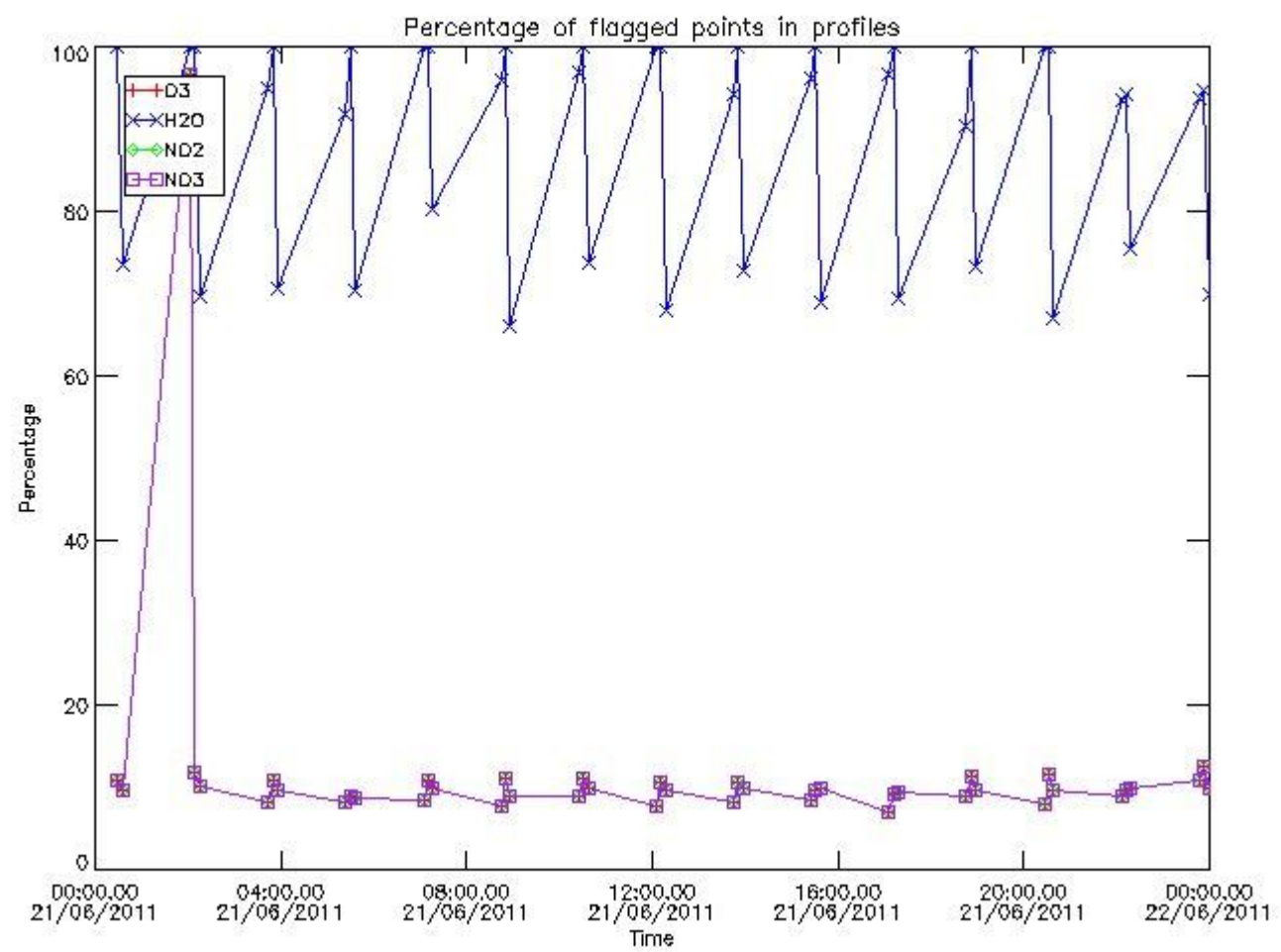
161	GOM_NL__2PRFIN20110621_145636_000000663103_00384_48674_6850.N1	21-JUN-2011 14:56:36	Bright	66.000	68	18Alp Cas	2.2250	4500.0	132	48674	No
162	GOM_NL__2PRFIN20110621_150212_000000453103_00384_48674_6851.N1	21-JUN-2011 15:02:12	Bright	44.500	73	57Gam1And	2.2600	13100.	89	48674	No
163	GOM_NL__2PRFIN20110621_150436_000000633103_00384_48674_6852.N1	21-JUN-2011 15:04:36	Twi_and_stray	62.500	53	43Bet And	2.0480	3300.0	125	48674	No
164	GOM_NL__2PRFIN20110621_150823_000000533103_00384_48674_6853.N1	21-JUN-2011 15:08:23	Twilight	53.000	50	13Alp Ari	2.0070	4250.0	106	48674	No
165	GOM_NL__2PRFIN20110621_152528_000000673103_00384_48674_6854.N1	21-JUN-2011 15:25:28	Dark	67.000	52	16Bet Cet	2.0370	4500.0	134	48674	No
166	GOM_NL__2PRFIN20110621_153110_000000533103_00384_48674_6855.N1	21-JUN-2011 15:31:10	Dark	52.500	84	Alp Phe	2.3970	4500.0	105	48674	No
167	GOM_NL__2PRFIN20110621_153735_000000523103_00385_48675_6873.N1	21-JUN-2011 15:37:35	Dark	52.000	63	Bet Gru	2.1500	2800.0	104	48675	No
168	GOM_NL__2PRFIN20110621_153937_000000493103_00385_48675_6874.N1	21-JUN-2011 15:39:37	Straylight	48.500	31	Alp Gru	1.7340	15200.	97	48675	No
169	GOM_NL__2PRFIN20110621_154250_000000423103_00385_48675_6875.N1	21-JUN-2011 15:42:50	Straylight	42.000	45	Alp Pav	1.9400	26000.	84	48675	No
170	GOM_NL__2PRFIN20110621_155206_000000473103_00385_48675_6876.N1	21-JUN-2011 15:52:06	Twi_and_stray	47.000	38	20Eps Sgr	1.8360	11000.	94	48675	No
171	GOM_NL__2PRFIN20110621_155331_000000453103_00385_48675_6877.N1	21-JUN-2011 15:53:31	Twi_and_stray	44.500	116	19Del Sgr	2.7000	4100.0	89	48675	No
172	GOM_NL__2PRFIN20110621_155541_000000523103_00385_48675_6878.N1	21-JUN-2011 15:55:41	Bright	51.500	155	41Pi Sgr	2.9000	6600.0	103	48675	No
173	GOM_NL__2PRFIN20110621_160435_000000413103_00385_48675_6879.N1	21-JUN-2011 16:04:35	Bright	41.000	126	60Bet Oph	2.7700	4250.0	82	48675	No
174	GOM_NL__2PRFIN20110621_160700_000000413103_00385_48675_6880.N1	21-JUN-2011 16:07:00	Bright	40.500	59	55Alp Oph	2.0800	8900.0	81	48675	No
175	GOM_NL__2PRFIN20110621_161646_000000523103_00385_48675_6881.N1	21-JUN-2011 16:16:46	Bright	51.500	5	3Alp Lyr	0.033000	11000.	103	48675	No
176	GOM_NL__2PRFIN20110621_161838_000000403103_00385_48675_6882.N1	21-JUN-2011 16:18:38	Bright	40.000	130	23Bet Dra	2.7990	5800.0	80	48675	No
177	GOM_NL__2PRFIN20110621_162826_000000473103_00385_48675_6883.N1	21-JUN-2011 16:28:26	Bright	46.500	89	5Alp Cep	2.4510	8000.0	93	48675	No
178	GOM_NL__2PRFIN20110621_163519_000000673103_00385_48675_6884.N1	21-JUN-2011 16:35:19	Bright	67.000	74	11Bet Cas	2.2680	6600.0	134	48675	No
179	GOM_NL__2PRFIN20110621_163650_000000463103_00385_48675_6885.N1	21-JUN-2011 16:36:50	Bright	46.000	68	18Alp Cas	2.2250	4500.0	92	48675	No
180	GOM_NL__2PRFIN20110621_164226_000000453103_00385_48675_6886.N1	21-JUN-2011 16:42:26	Bright	44.500	73	57Gam1And	2.2600	13100.	89	48675	No
181	GOM_NL__2PRFIN20110621_164450_000000653103_00385_48675_6887.N1	21-JUN-2011 16:44:50	Twi_and_stray	64.500	53	43Bet And	2.0480	3300.0	129	48675	No
182	GOM_NL__2PRFIN20110621_164837_000000483103_00385_48675_6888.N1	21-JUN-2011 16:48:37	Twilight	48.000	50	13Alp Ari	2.0070	4250.0	96	48675	No
183	GOM_NL__2PRFIN20110621_170543_000000723103_00385_48675_6889.N1	21-JUN-2011 17:05:43	Dark	72.000	52	16Bet Cet	2.0370	4500.0	144	48675	No
184	GOM_NL__2PRFIN20110621_171125_000000553103_00385_48675_6890.N1	21-JUN-2011 17:11:25	Dark	55.000	84	Alp Phe	2.3970	4500.0	110	48675	No
185	GOM_NL__2PRFIN20110621_171751_000000553103_00386_48676_6898.N1	21-JUN-2011 17:17:51	Dark	54.500	63	Bet Gru	2.1500	2800.0	109	48676	No
186	GOM_NL__2PRFIN20110621_171952_000000493103_00386_48676_6899.N1	21-JUN-2011 17:19:52	Straylight	49.000	31	Alp Gru	1.7340	15200.	98	48676	No
187	GOM_NL__2PRFIN20110621_172305_000000413103_00386_48676_6900.N1	21-JUN-2011 17:23:05	Straylight	40.500	45	Alp Pav	1.9400	26000.	81	48676	No
188	GOM_NL__2PRFIN20110621_173220_000000473103_00386_48676_6901.N1	21-JUN-2011 17:32:20	Twi_and_stray	46.500	38	20Eps Sgr	1.8360	11000.	93	48676	No
189	GOM_NL__2PRFIN20110621_173346_000000443103_00386_48676_6902.N1	21-JUN-2011 17:33:46	Twi_and_stray	44.000	116	19Del Sgr	2.7000	4100.0	88	48676	No
190	GOM_NL__2PRFIN20110621_173555_000000523103_00386_48676_6903.N1	21-JUN-2011 17:35:55	Bright	51.500	155	41Pi Sgr	2.9000	6600.0	103	48676	No
191	GOM_NL__2PRFIN20110621_174449_000000413103_00386_48676_6904.N1	21-JUN-2011 17:44:49	Bright	40.500	126	60Bet Oph	2.7700	4250.0	81	48676	No
192	GOM_NL__2PRFIN20110621_174714_000000413103_00386_48676_6905.N1	21-JUN-2011 17:47:14	Bright	41.000	59	55Alp Oph	2.0800	8900.0	82	48676	No
193	GOM_NL__2PRFIN20110621_175659_000000503103_00386_48676_6906.N1	21-JUN-2011 17:56:59	Bright	50.000	5	3Alp Lyr	0.033000	11000.	100	48676	No
194	GOM_NL__2PRFIN20110621_175851_000000393103_00386_48676_6907.N1	21-JUN-2011 17:58:51	Bright	39.000	130	23Bet Dra	2.7990	5800.0	78	48676	No
195	GOM_NL__2PRFIN20110621_180839_000000483103_00386_48676_6908.N1	21-JUN-2011 18:08:39	Bright	47.500	89	5Alp Cep	2.4510	8000.0	95	48676	No
196	GOM_NL__2PRFIN20110621_181532_000000673103_00386_48676_6909.N1	21-JUN-2011 18:15:32	Bright	67.000	74	11Bet Cas	2.2680	6600.0	134	48676	No
197	GOM_NL__2PRFIN20110621_181704_000000473103_00386_48676_6910.N1	21-JUN-2011 18:17:04	Bright	46.500	68	18Alp Cas	2.2250	4500.0	93	48676	No
198	GOM_NL__2PRFIN20110621_182240_000000443103_00386_48676_6911.N1	21-JUN-2011 18:22:40	Bright	43.500	73	57Gam1And	2.2600	13100.	87	48676	No
199	GOM_NL__2PRFIN20110621_182504_000000623103_00386_48676_6912.N1	21-JUN-2011 18:25:04	Twi_and_stray	62.000	53	43Bet And	2.0480	3300.0	124	48676	No
200	GOM_NL__2PRFIN20110621_182852_000000513103_00386_48676_6913.N1	21-JUN-2011 18:28:52	Twilight	50.500	50	13Alp Ari	2.0070	4250.0	101	48676	No
201	GOM_NL__2PRFIN20110621_184558_000000583103_00386_48676_6914.N1	21-JUN-2011 18:45:58	Dark	57.500	52	16Bet Cet	2.0370	4500.0	115	48676	No
202	GOM_NL__2PRFIN20110621_185140_000000453103_00386_48676_6915.N1	21-JUN-2011 18:51:40	Dark	45.000	84	Alp Phe	2.3970	4500.0	90	48676	No
203	GOM_NL__2PRFIN20110621_185805_000000533103_00387_48677_6920.N1	21-JUN-2011 18:58:05	Dark	53.000	63	Bet Gru	2.1500	2800.0	106	48677	No
204	GOM_NL__2PRFIN20110621_190007_000000493103_00387_48677_6921.N1	21-JUN-2011 19:00:07	Straylight	48.500	31	Alp Gru	1.7340	15200.	97	48677	No
205	GOM_NL__2PRFIN20110621_190320_000000413103_00387_48677_6922.N1	21-JUN-2011 19:03:20	Straylight	40.500	45	Alp Pav	1.9400	26000.	81	48677	No
206	GOM_NL__2PRFIN20110621_191235_000000473103_00387_48677_6923.N1	21-JUN-2011 19:12:35	Twi_and_stray	46.500	38	20Eps Sgr	1.8360	11000.	93	48677	No
207	GOM_NL__2PRFIN20110621_191400_000000483103_00387_48677_6924.N1	21-JUN-2011 19:14:00	Twi_and_stray	47.500	116	19Del Sgr	2.7000	4100.0	95	48677	No
208	GOM_NL__2PRFIN20110621_191609_000000513103_00387_48677_6925.N1	21-JUN-2011 19:16:09	Bright	50.500	155	41Pi Sgr	2.9000	6600.0	101	48677	No
209	GOM_NL__2PRFIN20110621_192503_000000413103_00387_48677_6926.N1	21-JUN-2011 19:25:03	Bright	40.500	126	60Bet Oph	2.7700	4250.0	81	48677	No
210	GOM_NL__2PRFIN20110621_192728_000000413103_00387_48677_6927.N1	21-JUN-2011 19:27:28	Bright	41.000	59	55Alp Oph	2.0800	8900.0	82	48677	No
211	GOM_NL__2PRFIN20110621_193712_000000493103_00387_48677_6928.N1	21-JUN-2011 19:37:12	Bright	49.000	5	3Alp Lyr	0.033000	11000.	98	48677	No
212	GOM_NL__2PRFIN20110621_193905_000000403103_00387_48677_6929.N1	21-JUN-2011 19:39:05	Bright	39.500	130	23Bet Dra	2.7990	5800.0	79	48677	No
213	GOM_NL__2PRFIN20110621_194852_000000493103_00387_48677_6930.N1	21-JUN-2011 19:48:52	Bright	48.500	89	5Alp Cep	2.4510	8000.0	97	48677	No
214	GOM_NL__2PRFIN20110621_195546_000000503103_00387_48677_6931.N1	21-JUN-2011 19:55:46	Bright	49.500	74	11Bet Cas	2.2680	6600.0	99	48677	No
215	GOM_NL__2PRFIN20110621_195717_000000663103_00387_48677_6932.N1	21-JUN-2011 19:57:17	Bright	66.000	68	18Alp Cas	2.2250	4500.0	132	48677	No
216	GOM_NL__2PRFIN20110621_200254_000000433103_00387_48677_6933.N1	21-JUN-2011 20:02:54	Bright	43.000	73	57Gam1And	2.2600	13100.	86	48677	No
217	GOM_NL__2PRFIN20110621_200518_000000633103_00387_48677_6934.N1	21-JUN-2011 20:05:18	Twi_and_stray	62.500	53	43Bet And	2.0480	3300.0	125	48677	No
218	GOM_NL__2PRFIN20110621_200906_000000523103_00387_48677_6935.N1	21-JUN-2011 20:09:06	Twilight	52.000	50	13Alp Ari	2.0070	4250.0	104	48677	No
219	GOM_NL__2PRFIN20110621_202614_000000653103_00387_48677_6936.N1	21-JUN-2011 20:26:14	Dark	64.500	52	16Bet Cet	2.0370	4500.0	129	48677	No

220	GOM_NL__2PRFIN20110621_203155_000000453103_00387_48677_6937.N1	21-JUN-2011 20:31:55	Dark	44.500	84	Alp Phe	2.3970	4500.0	89	48677	No
221	GOM_NL__2PRFIN20110621_203820_000000543103_00388_48678_6947.N1	21-JUN-2011 20:38:20	Dark	53.500	63	Bet Gru	2.1500	2800.0	107	48678	No
222	GOM_NL__2PRFIN20110621_204022_000000483103_00388_48678_6948.N1	21-JUN-2011 20:40:22	Straylight	48.000	31	Alp Gru	1.7340	15200.	96	48678	No
223	GOM_NL__2PRFIN20110621_204334_000000413103_00388_48678_6949.N1	21-JUN-2011 20:43:34	Straylight	41.000	45	Alp Pav	1.9400	26000.	82	48678	No
224	GOM_NL__2PRFIN20110621_205249_000000463103_00388_48678_6950.N1	21-JUN-2011 20:52:49	Tw_i_and_stray	46.000	38	20Eps Sgr	1.8360	11000.	92	48678	No
225	GOM_NL__2PRFIN20110621_205414_000000533103_00388_48678_6951.N1	21-JUN-2011 20:54:14	Tw_i_and_stray	52.500	116	19Del Sgr	2.7000	4100.0	105	48678	No
226	GOM_NL__2PRFIN20110621_205624_000000513103_00388_48678_6952.N1	21-JUN-2011 20:56:24	Bright	51.000	155	41Pi Sgr	2.9000	6600.0	102	48678	No
227	GOM_NL__2PRFIN20110621_210517_000000403103_00388_48678_6953.N1	21-JUN-2011 21:05:17	Bright	40.000	126	60Bet Oph	2.7700	4250.0	80	48678	No
228	GOM_NL__2PRFIN20110621_210741_000000403103_00388_48678_6954.N1	21-JUN-2011 21:07:41	Bright	40.000	59	55Alp Oph	2.0800	8900.0	80	48678	No
229	GOM_NL__2PRFIN20110621_211726_000000473103_00388_48678_6955.N1	21-JUN-2011 21:17:26	Bright	47.000	5	3Alp Lyr	0.033000	11000.	94	48678	No
230	GOM_NL__2PRFIN20110621_211919_000000573103_00388_48678_6956.N1	21-JUN-2011 21:19:19	Bright	57.000	130	23Bet Dra	2.7990	5800.0	114	48678	No
231	GOM_NL__2PRFIN20110621_212906_000000463103_00388_48678_6957.N1	21-JUN-2011 21:29:06	Bright	46.000	89	5Alp Cep	2.4510	8000.0	92	48678	No
232	GOM_NL__2PRFIN20110621_213600_000000523103_00388_48678_6958.N1	21-JUN-2011 21:36:00	Bright	52.000	74	11Bet Cas	2.2680	6600.0	104	48678	No
233	GOM_NL__2PRFIN20110621_213731_000000483103_00388_48678_6959.N1	21-JUN-2011 21:37:31	Bright	47.500	68	18Alp Cas	2.2250	4500.0	95	48678	No
234	GOM_NL__2PRFIN20110621_214308_000000423103_00388_48678_6960.N1	21-JUN-2011 21:43:08	Bright	42.000	73	57Gam1And	2.2600	13100.	84	48678	No
235	GOM_NL__2PRFIN20110621_214532_000000603103_00388_48678_6961.N1	21-JUN-2011 21:45:32	Tw_i_and_stray	59.500	53	43Bet And	2.0480	3300.0	119	48678	No
236	GOM_NL__2PRFIN20110621_214920_000000523103_00388_48678_6962.N1	21-JUN-2011 21:49:20	Twilight	51.500	50	13Alp Ari	2.0070	4250.0	103	48678	No
237	GOM_NL__2PRFIN20110621_220629_000000633103_00388_48678_6963.N1	21-JUN-2011 22:06:29	Dark	62.500	52	16Bet Cet	2.0370	4500.0	125	48678	No
238	GOM_NL__2PRFIN20110621_221210_000000533103_00388_48678_6964.N1	21-JUN-2011 22:12:10	Dark	53.000	84	Alp Phe	2.3970	4500.0	106	48678	No
239	GOM_NL__2PRFIN20110621_221835_000000523103_00389_48679_6955.N1	21-JUN-2011 22:18:35	Dark	51.500	63	Bet Gru	2.1500	2800.0	103	48679	No
240	GOM_NL__2PRFIN20110621_222037_000000523103_00389_48679_6956.N1	21-JUN-2011 22:20:37	Straylight	51.500	31	Alp Gru	1.7340	15200.	103	48679	No
241	GOM_NL__2PRFIN20110621_222348_000000413103_00389_48679_6957.N1	21-JUN-2011 22:23:48	Straylight	41.000	45	Alp Pav	1.9400	26000.	82	48679	No
242	GOM_NL__2PRFIN20110621_222303_000000473103_00389_48679_6958.N1	21-JUN-2011 22:33:03	Tw_i_and_stray	46.500	38	20Eps Sgr	1.8360	11000.	93	48679	No
243	GOM_NL__2PRFIN20110621_2223428_000000503103_00389_48679_6959.N1	21-JUN-2011 22:34:28	Tw_i_and_stray	49.500	116	19Del Sgr	2.7000	4100.0	99	48679	No
244	GOM_NL__2PRFIN20110621_2223638_000000513103_00389_48679_6960.N1	21-JUN-2011 22:36:38	Bright	51.000	155	41Pi Sgr	2.9000	6600.0	102	48679	No
245	GOM_NL__2PRFIN20110621_2224531_000000413103_00389_48679_6961.N1	21-JUN-2011 22:45:31	Bright	40.500	126	60Bet Oph	2.7700	4250.0	81	48679	No
246	GOM_NL__2PRFIN20110621_2224755_000000403103_00389_48679_6962.N1	21-JUN-2011 22:47:55	Bright	40.000	59	55Alp Oph	2.0800	8900.0	80	48679	No
247	GOM_NL__2PRFIN20110621_2225739_000000433103_00389_48679_6963.N1	21-JUN-2011 22:57:39	Bright	43.000	5	3Alp Lyr	0.033000	11000.	86	48679	No
248	GOM_NL__2PRFIN20110621_2225932_000000373103_00389_48679_6964.N1	21-JUN-2011 22:59:32	Bright	36.500	130	23Bet Dra	2.7990	5800.0	73	48679	No
249	GOM_NL__2PRFIN20110621_230919_000000493103_00389_48679_6965.N1	21-JUN-2011 23:09:19	Bright	48.500	89	5Alp Cep	2.4510	8000.0	97	48679	No
250	GOM_NL__2PRFIN20110621_231613_000000673103_00389_48679_6966.N1	21-JUN-2011 23:16:13	Bright	67.000	74	11Bet Cas	2.2680	6600.0	134	48679	No
251	GOM_NL__2PRFIN20110621_231744_000000473103_00389_48679_6967.N1	21-JUN-2011 23:17:44	Bright	46.500	68	18Alp Cas	2.2250	4500.0	93	48679	No
252	GOM_NL__2PRFIN20110621_232322_000000573103_00389_48679_6968.N1	21-JUN-2011 23:23:22	Bright	57.000	73	57Gam1And	2.2600	13100.	114	48679	No
253	GOM_NL__2PRFIN20110621_232546_000000613103_00389_48679_6969.N1	21-JUN-2011 23:25:46	Tw_i_and_stray	60.500	53	43Bet And	2.0480	3300.0	121	48679	No
254	GOM_NL__2PRFIN20110621_232934_000000513103_00389_48679_6970.N1	21-JUN-2011 23:29:34	Twilight	50.500	50	13Alp Ari	2.0070	4250.0	101	48679	No
255	GOM_NL__2PRFIN20110621_234644_000000663103_00389_48679_6971.N1	21-JUN-2011 23:46:44	Dark	65.500	52	16Bet Cet	2.0370	4500.0	131	48679	No
256	GOM_NL__2PRFIN20110621_235225_000000493103_00389_48679_6972.N1	21-JUN-2011 23:52:25	Dark	48.500	84	Alp Phe	2.3970	4500.0	97	48679	No
257	GOM_NL__2PRFIN20110621_235850_000000523103_00390_48680_6964.N1	21-JUN-2011 23:58:50	Dark	52.000	63	Bet Gru	2.1500	2800.0	104	48680	No

3. Quality information per product

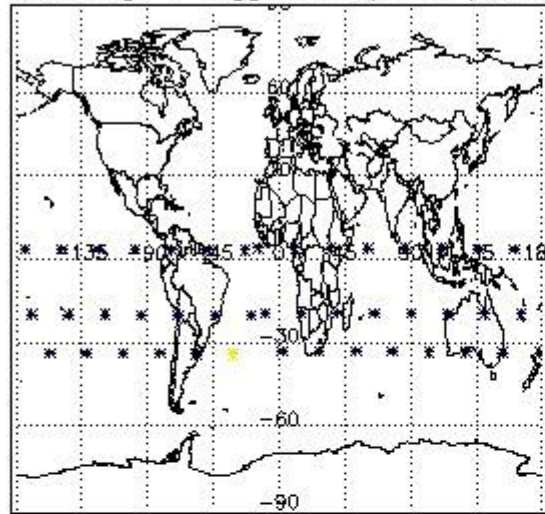
In this section it is plotted some information contained in the Quality Summary data set of the level 2 products. Only products in dark limb conditions and without errors (error flag in the MPH set to "0") are used.

3.1 Plot quality information per product (time dependant)

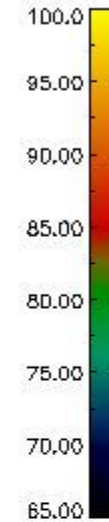
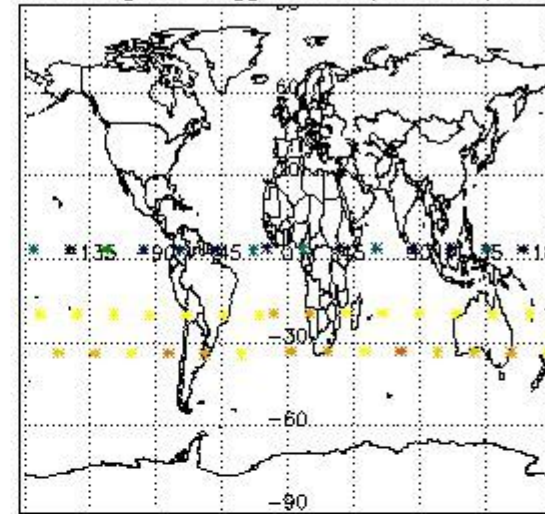


3.2 Plot quality information per product (world map)


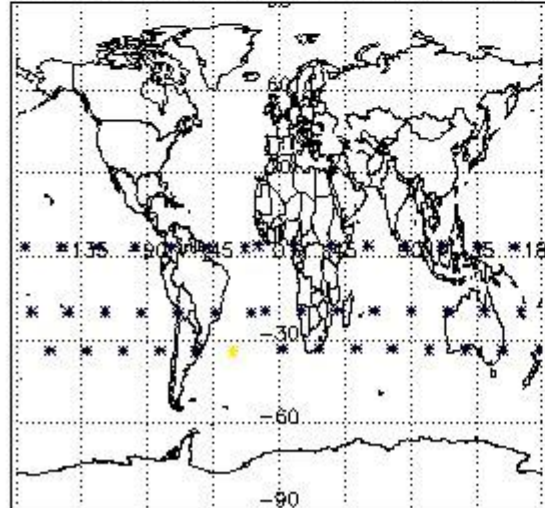
Percentage of flagged data per O3 profile



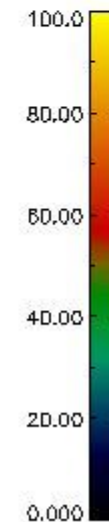
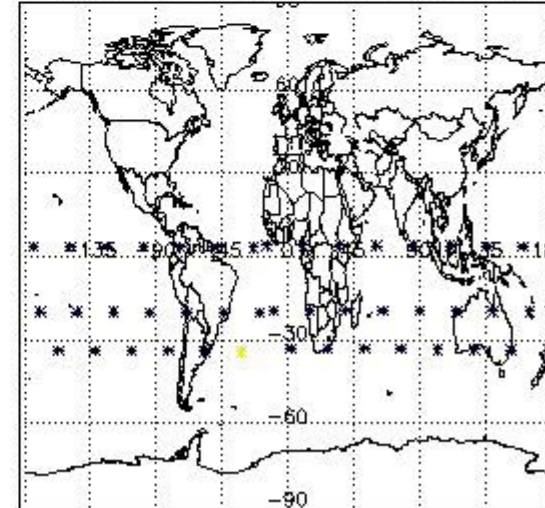
Percentage of flagged data per H2O profile



Percentage of flagged data per NO2 profile



Percentage of flagged data per NO3 profile

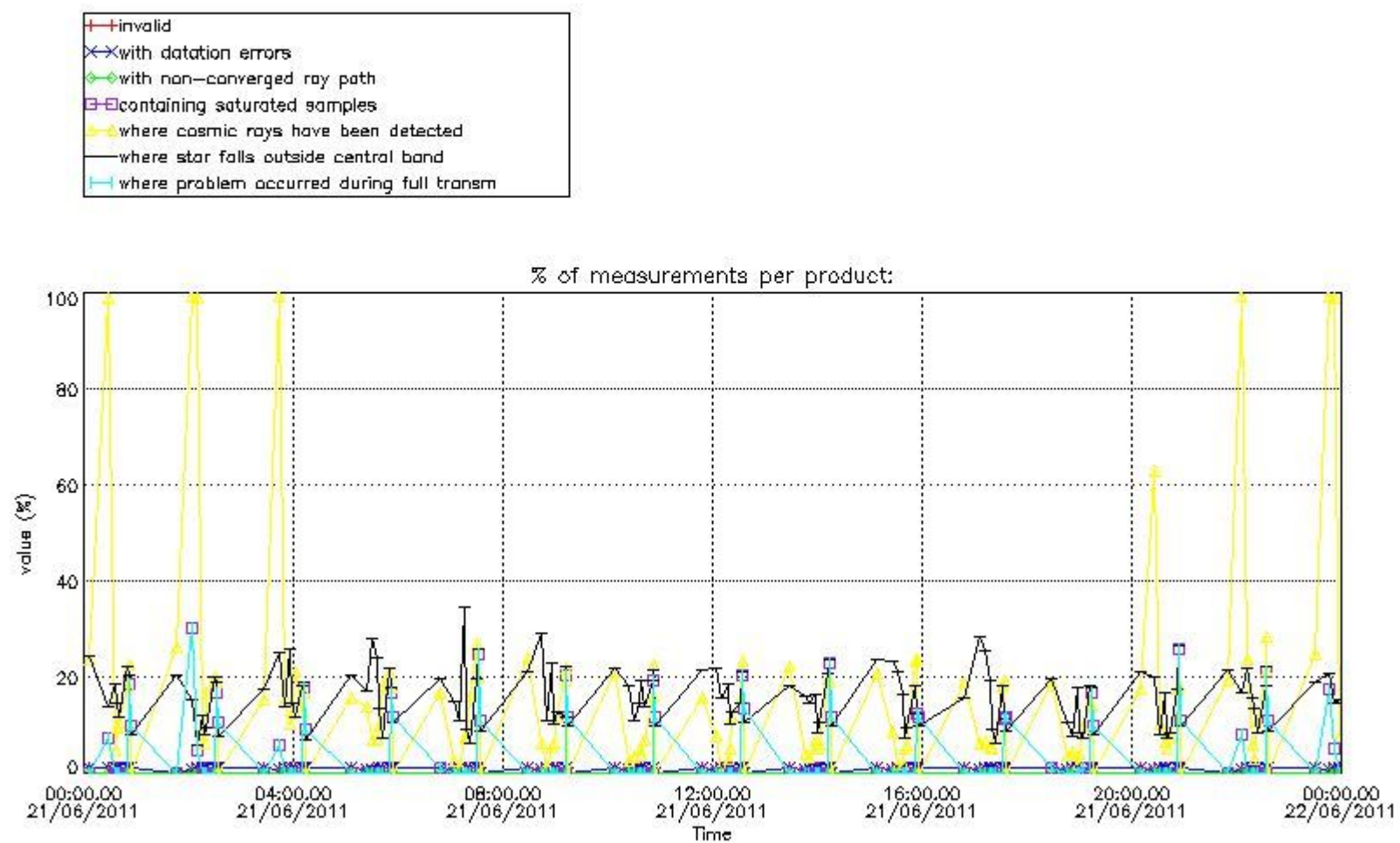


4. Level 1 quality information per product

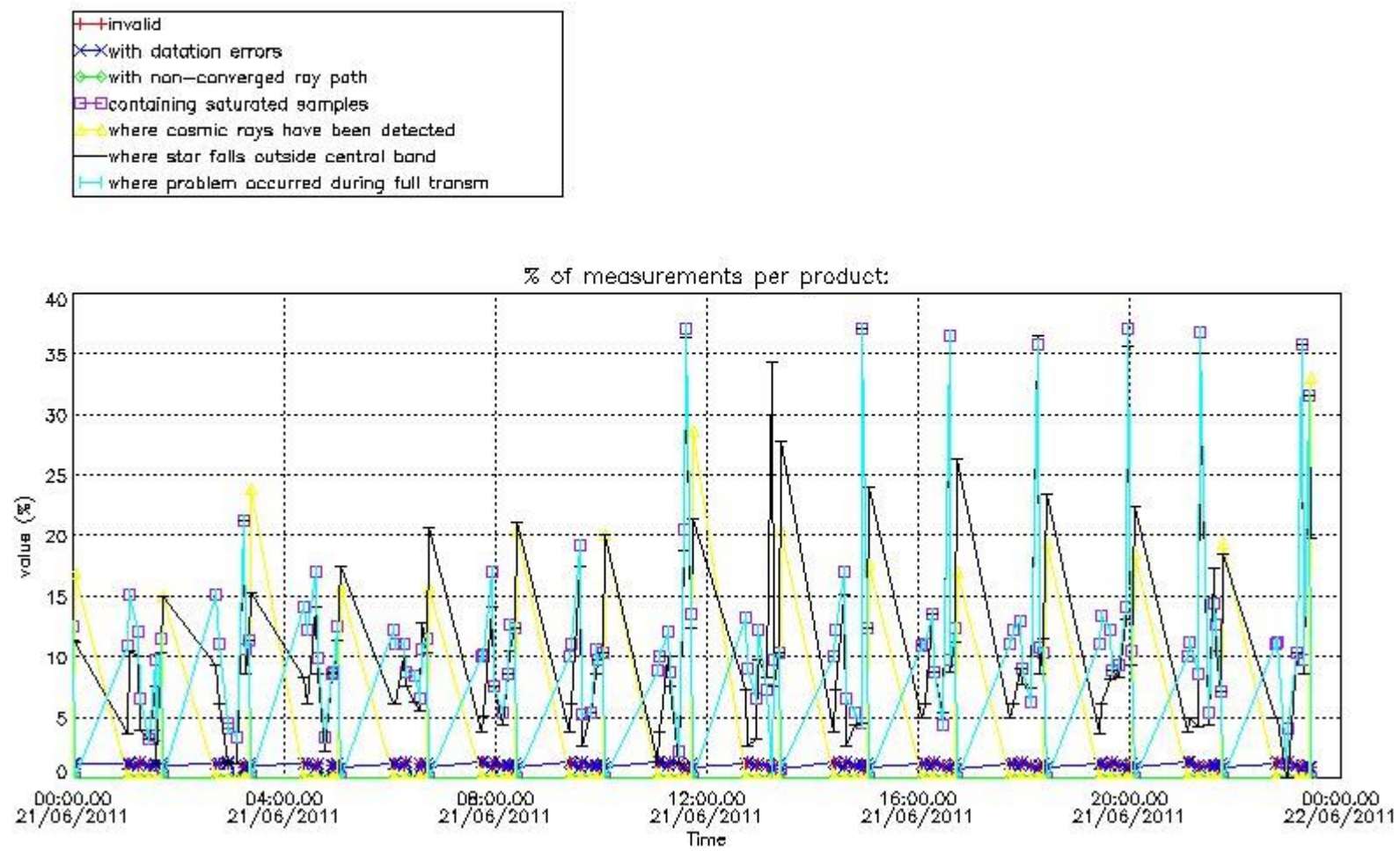
In this section it is plotted some information contained in the Quality Summary data set of the level 2 products that comes from the level 1b processing. Products without errors (error flag in the MPH set to "0") are used.

4.1 Plot quality information per product (time dependant) coming from level 1b processing

4.1.1 Plot level 1 quality information per product (time dependant): ENVISAT ASCENDING passes



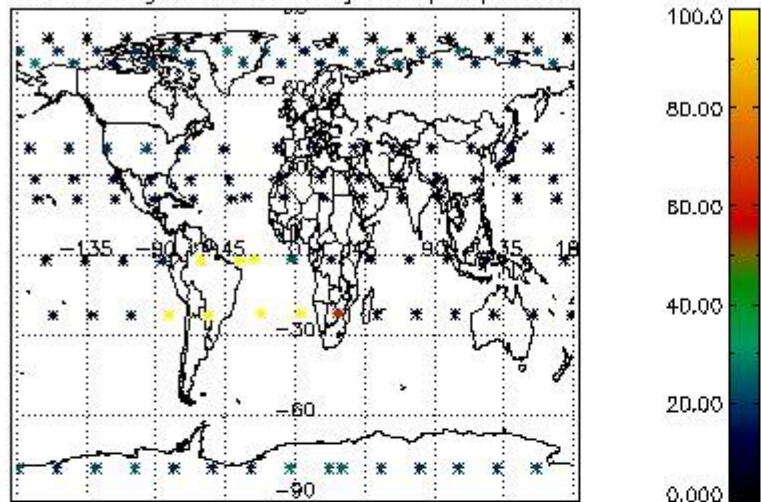
4.1.2 Plot level 1 quality information per product (time dependant): ENVI SAT DESCENDING passes



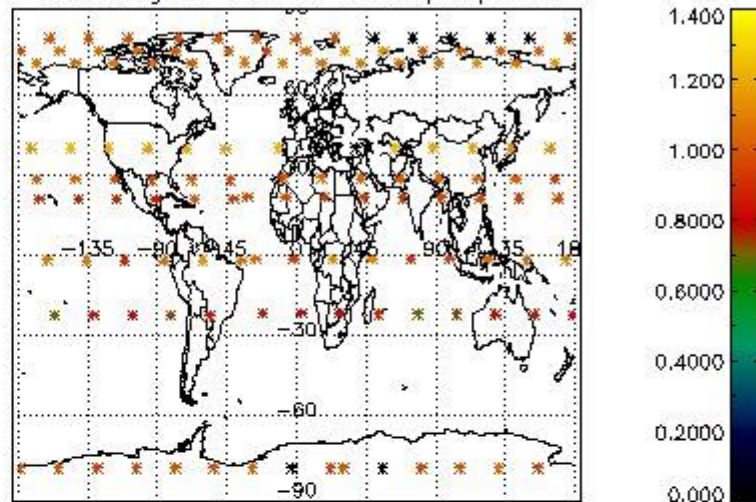
4.2 Plot quality information per product coming from level 1b processing (world map)

4.2.1 Plot level 1 quality information per product (world map): ENVISAT ASCENDING passes

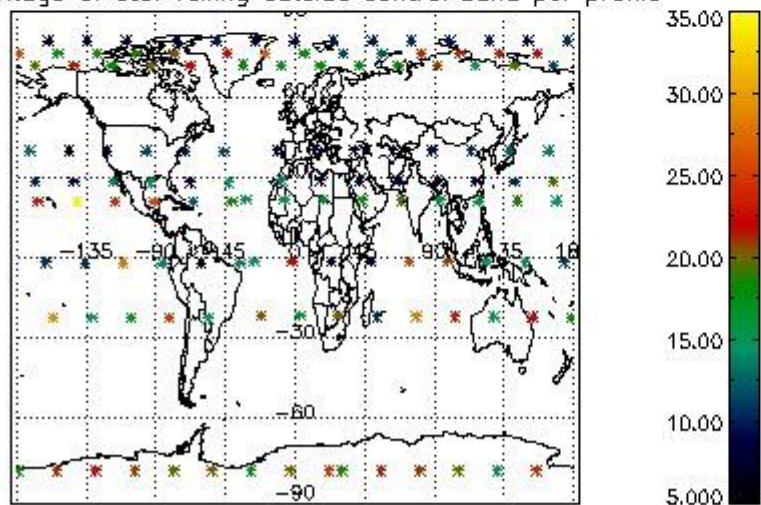
Percentage of cosmic ray hits per profile



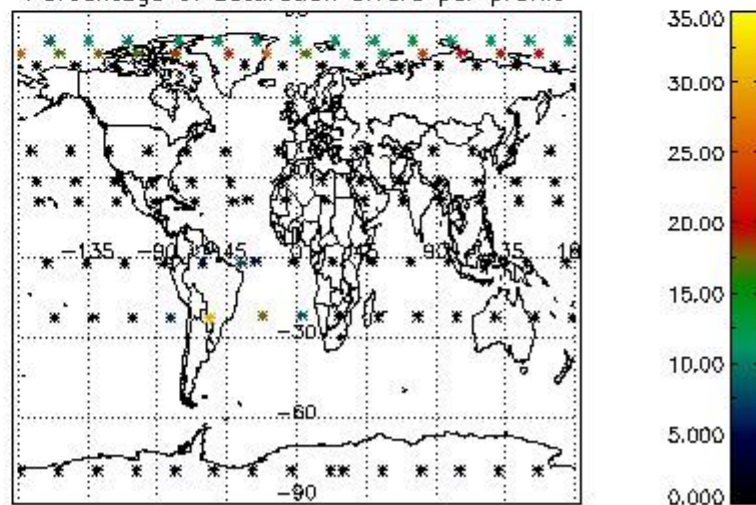
Percentage of datation errors per profile



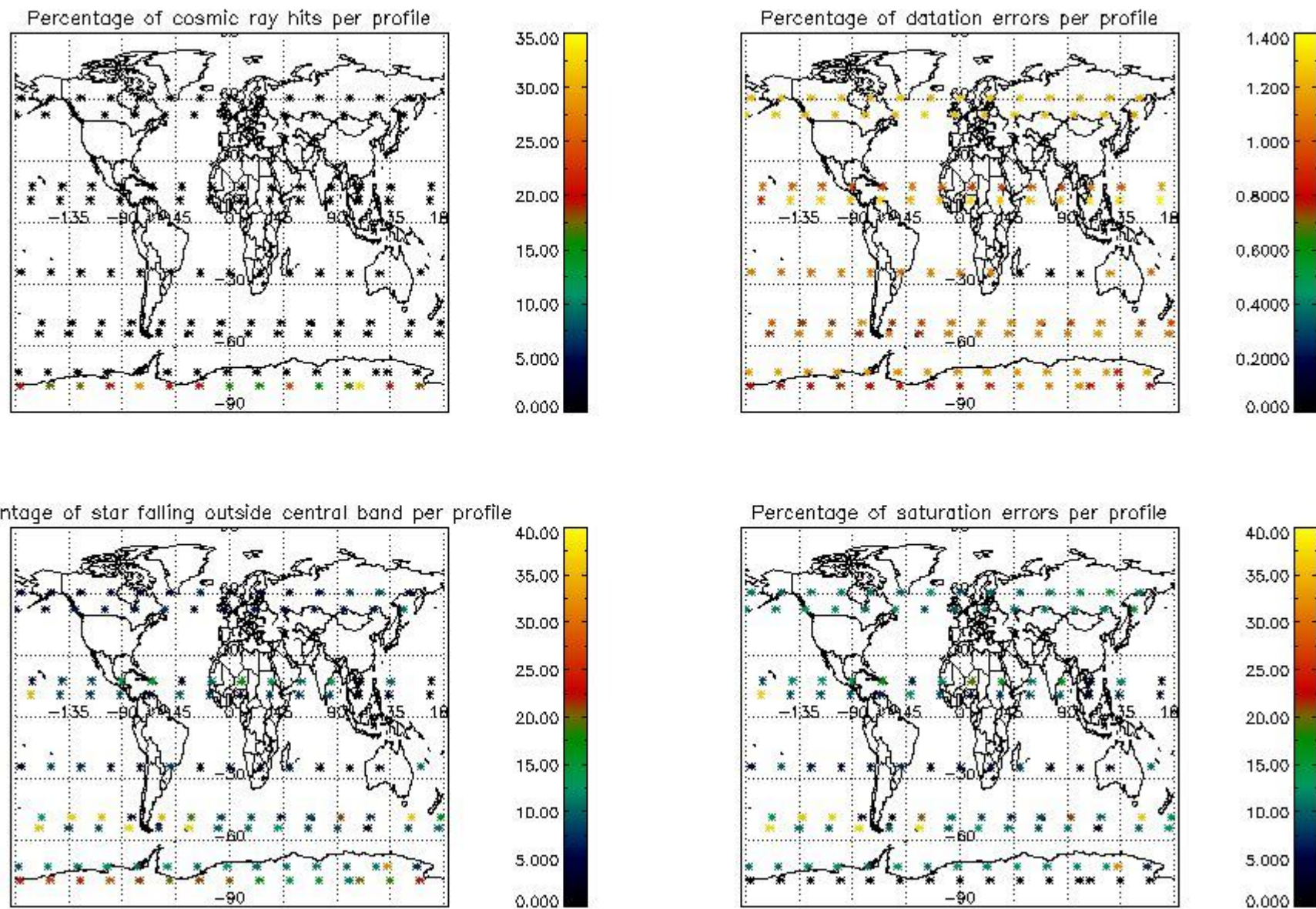
Percentage of star falling outside central band per profile



Percentage of saturation errors per profile



4.2.2 Plot level 1 quality information per product (world map): ENVISAT DESCENDING passes



5. Trace gas profiles

5.1 Ozone statistics based on quality of products

The final quality of the products can be "measured" using the STD (Standard Deviation) attached to every point profile. This information is written to the parameter GOM_NL__2P/NL_LOCAL_SPECIES_DENSITY/o3_std of the level 2 products. The table below shows the statistics for given STD ranges.

The statistics are given with respect to the overall valid production:

- Products without fatal errors: GOM_NL__2P/MPH/PRODUCT_ERR=0
- Valid point profile: GOM_NL__2P/NL_LOCAL_SPECIES_DENSITY/pcd(0)=0

The 'Criteria' is applied to valid points of dark limb products:

- Products in dark limb illumination condition: GOM_NL__2P/NL_SUMMARY_QUALITY/obs_ill_cond=0
- Products without fatal errors: GOM_NL__2P/MPH/PRODUCT_ERR=0
- Valid point profile: GOM_NL__2P/NL_LOCAL_SPECIES_DENSITY/pcd(0)=0

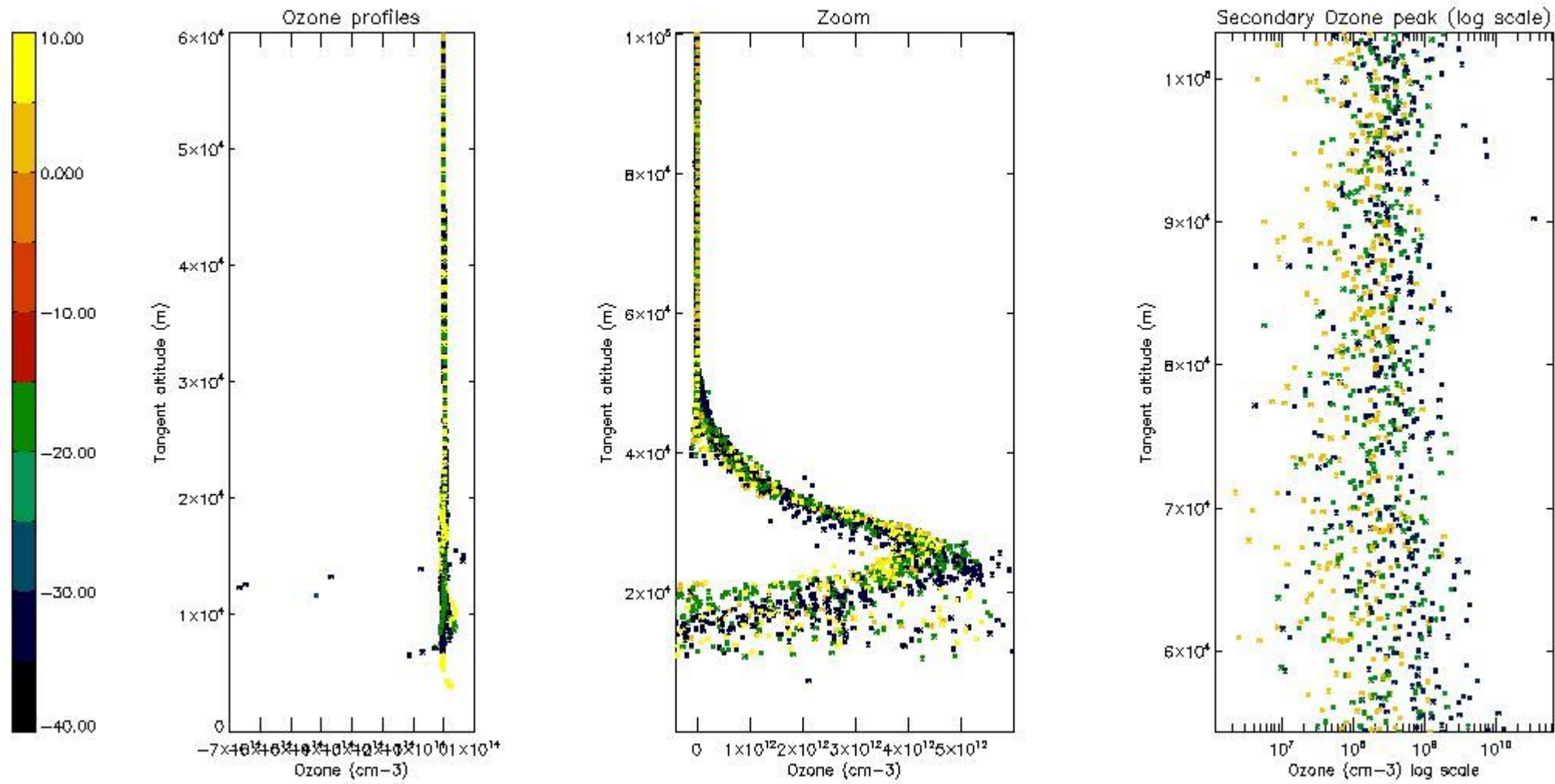
So, the table below shows the percentage of dark limb and valid observations for each criteria with respect to the overall valid daily observations.

Criteria	% of total production
All STD	20
STD < 20	5

STD < 10	3
STD < 5	0

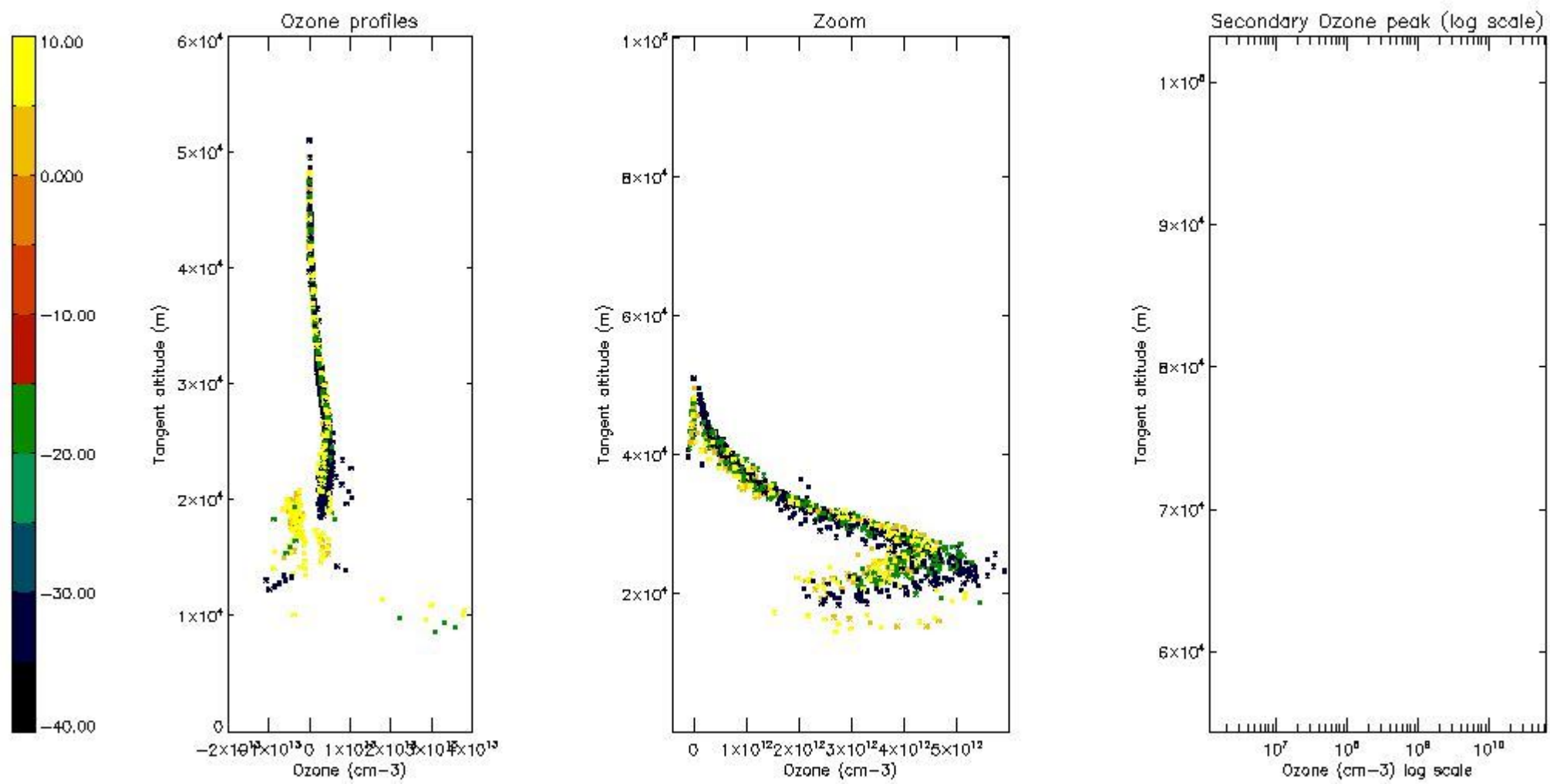
5.2 Plot ozone profiles for all STD (dark without errors)

The colorbar represents the latitude.



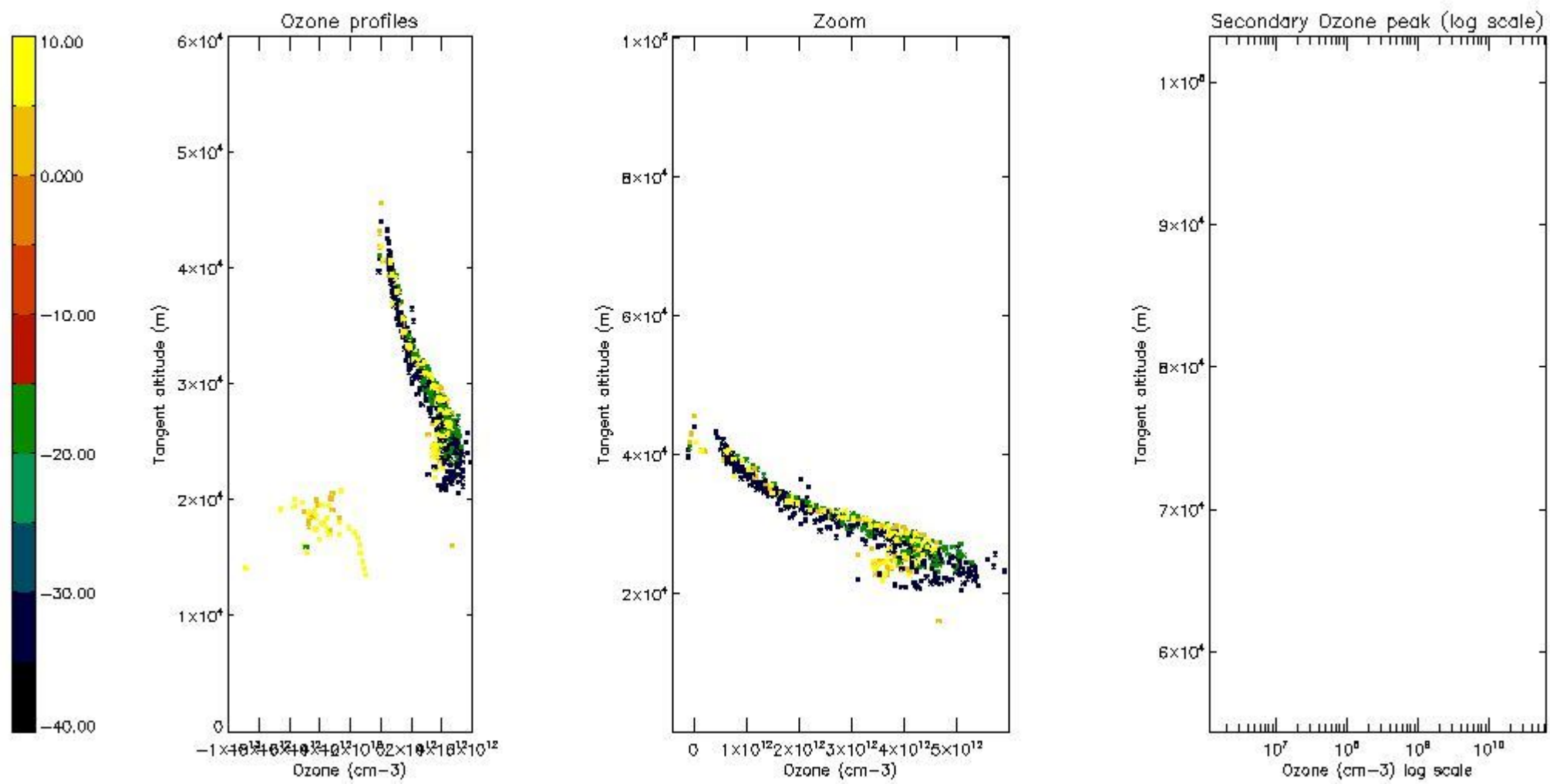
5.3 Plot ozone profiles where STD < 20% (dark without errors)

The colorbar represents the latitude.



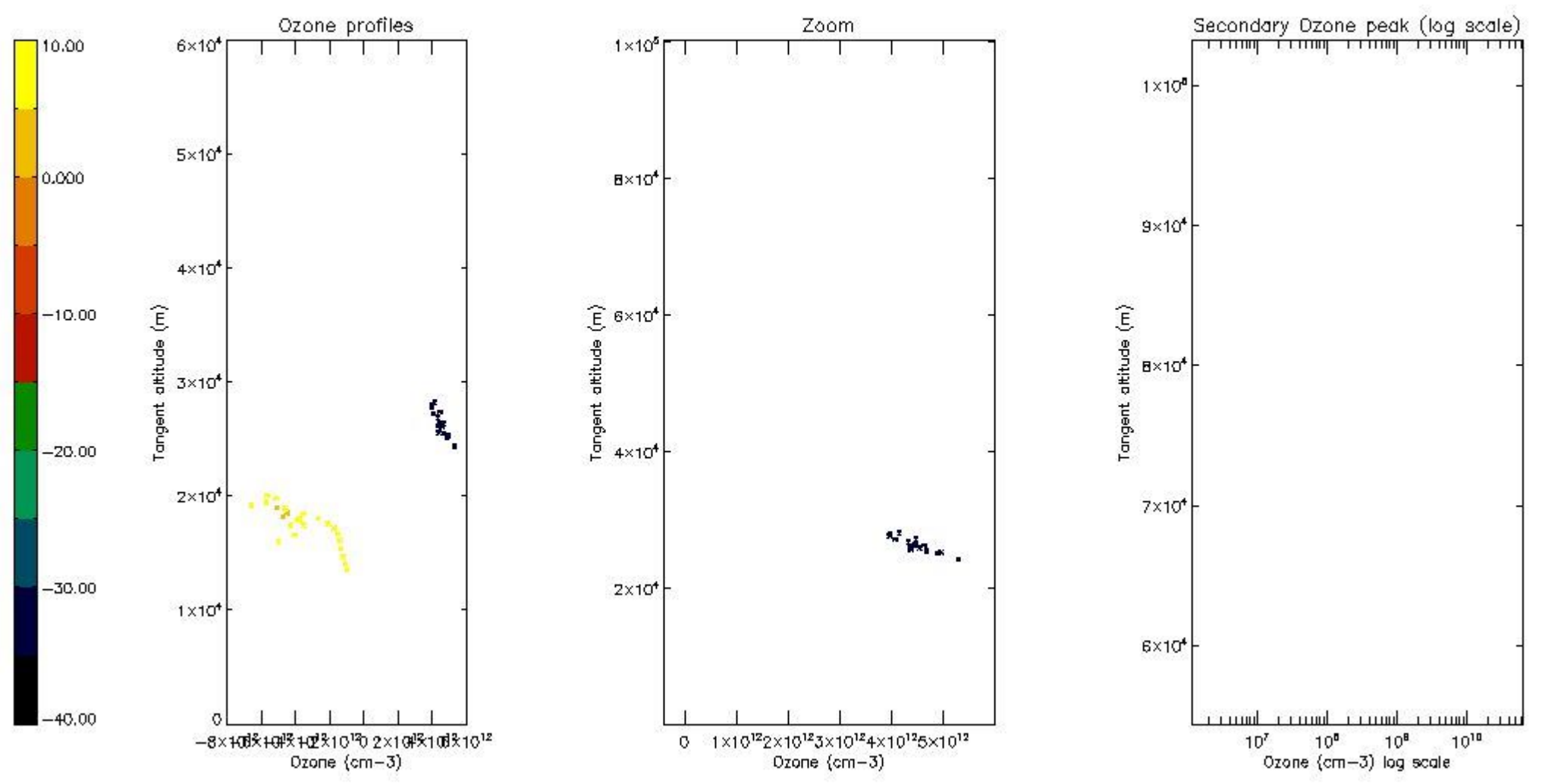
5.4 Plot ozone profiles where $STD < 10\%$ (dark without errors)

The colorbar represents the latitude.



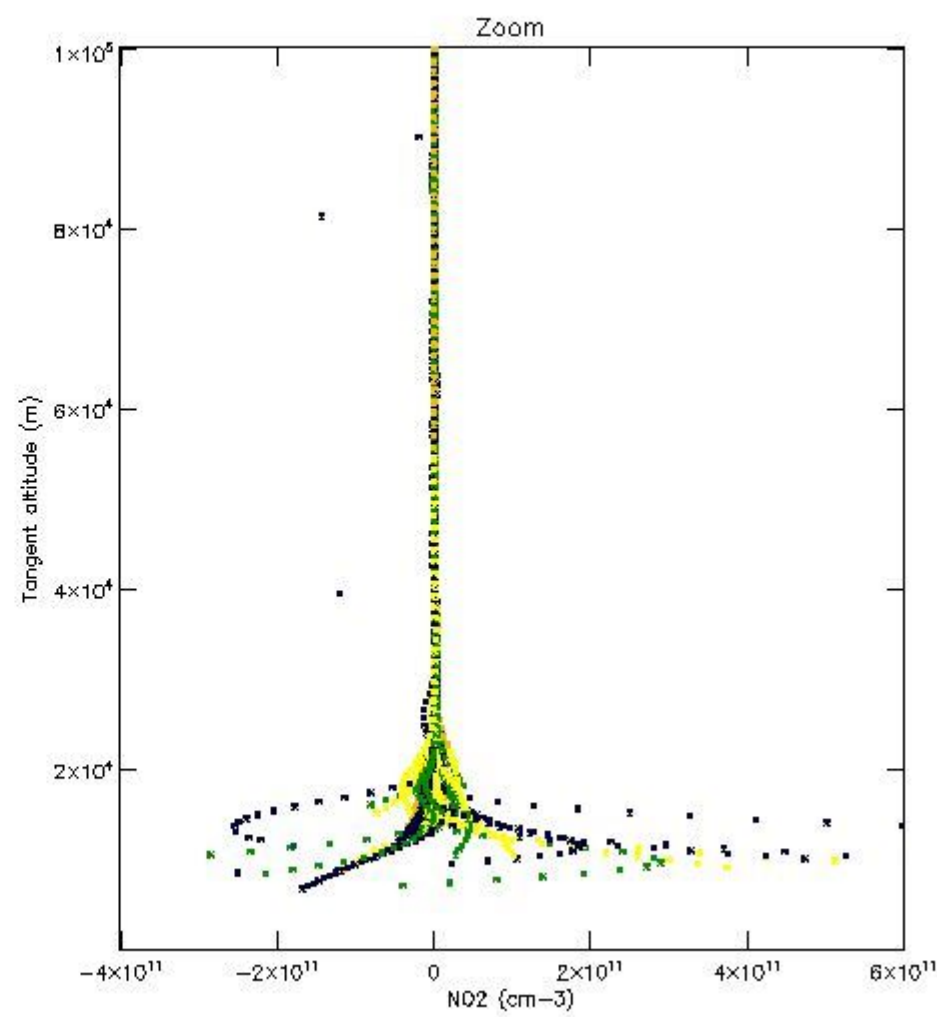
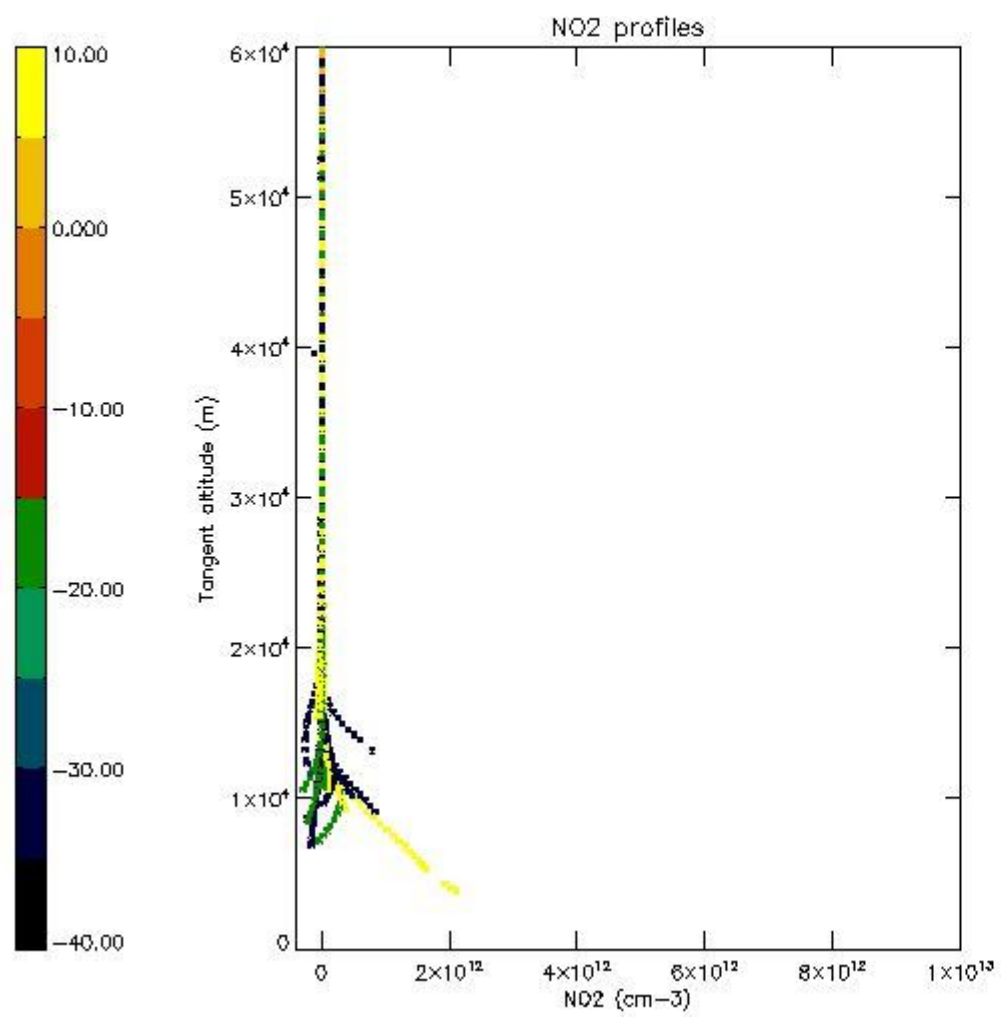
5.5 Plot ozone profiles where STD < 5% (dark without errors)

The colorbar represents the latitude.



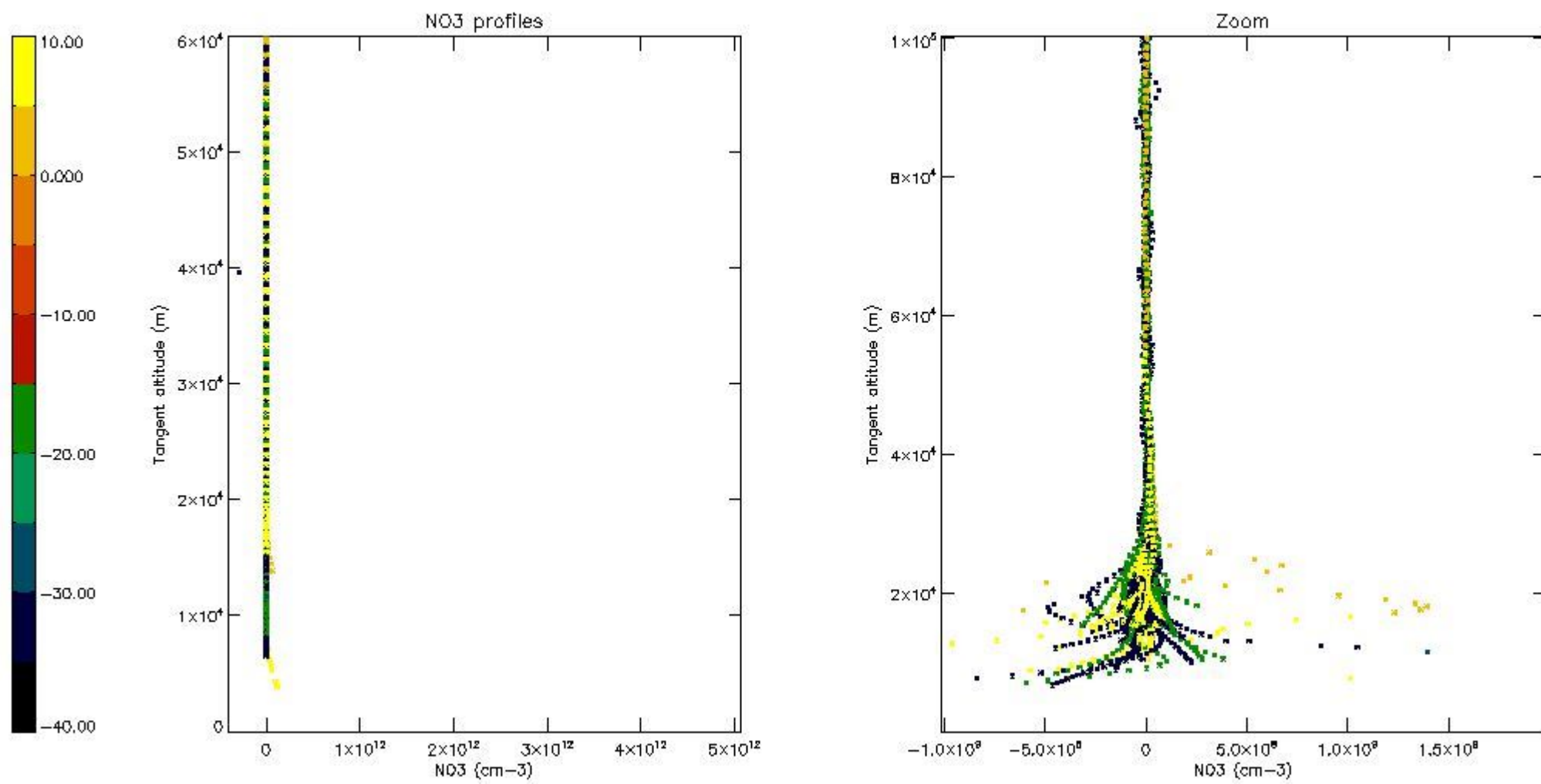
5.6 Plot NO₂ profiles for all STD (dark without errors)

The colorbar represents the latitude.



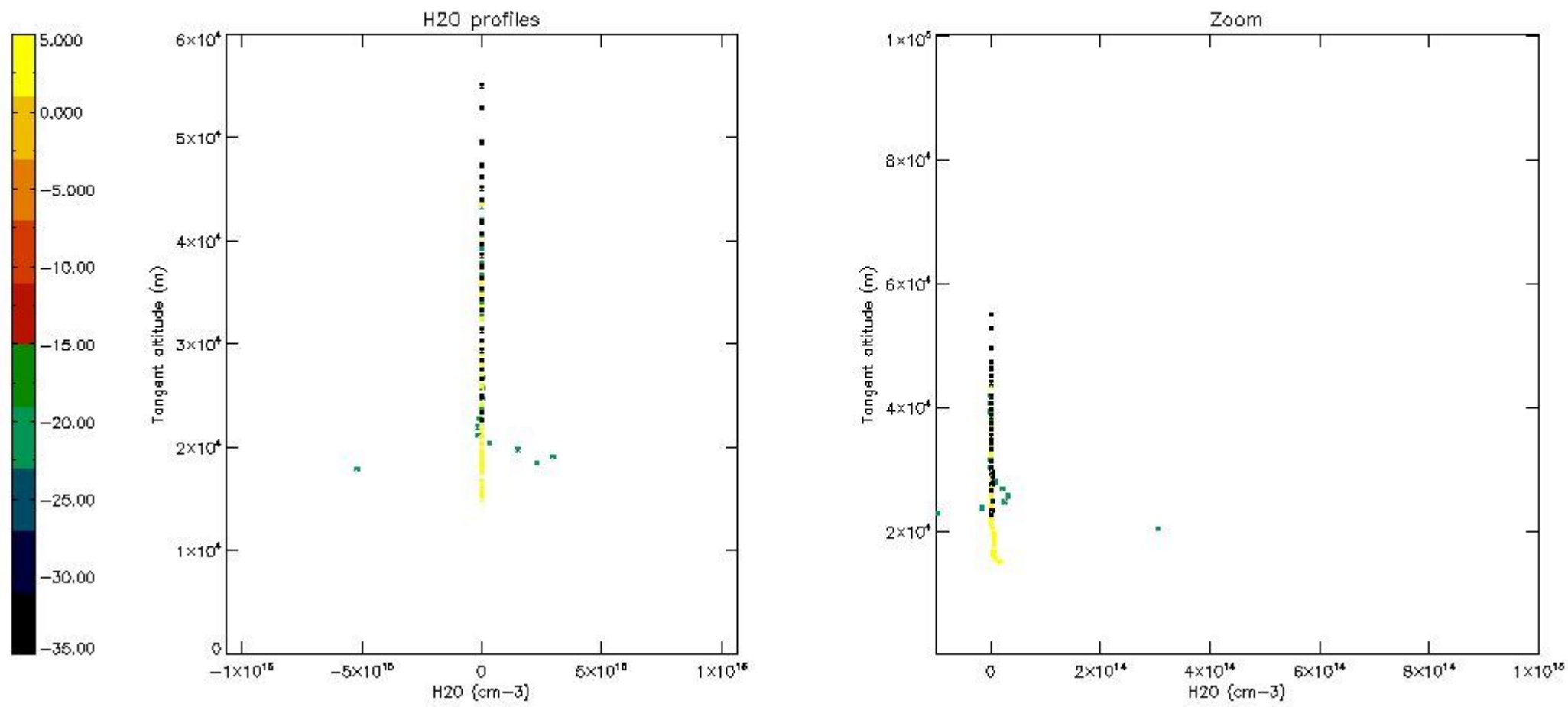
5.7 Plot NO3 profiles for all STD (dark without errors)

The colorbar represents the latitude.



5.8 Plot H₂O profiles for all STD (only for occultations of stars 1,2,3,4,13,14,16,26,63 dark without errors)

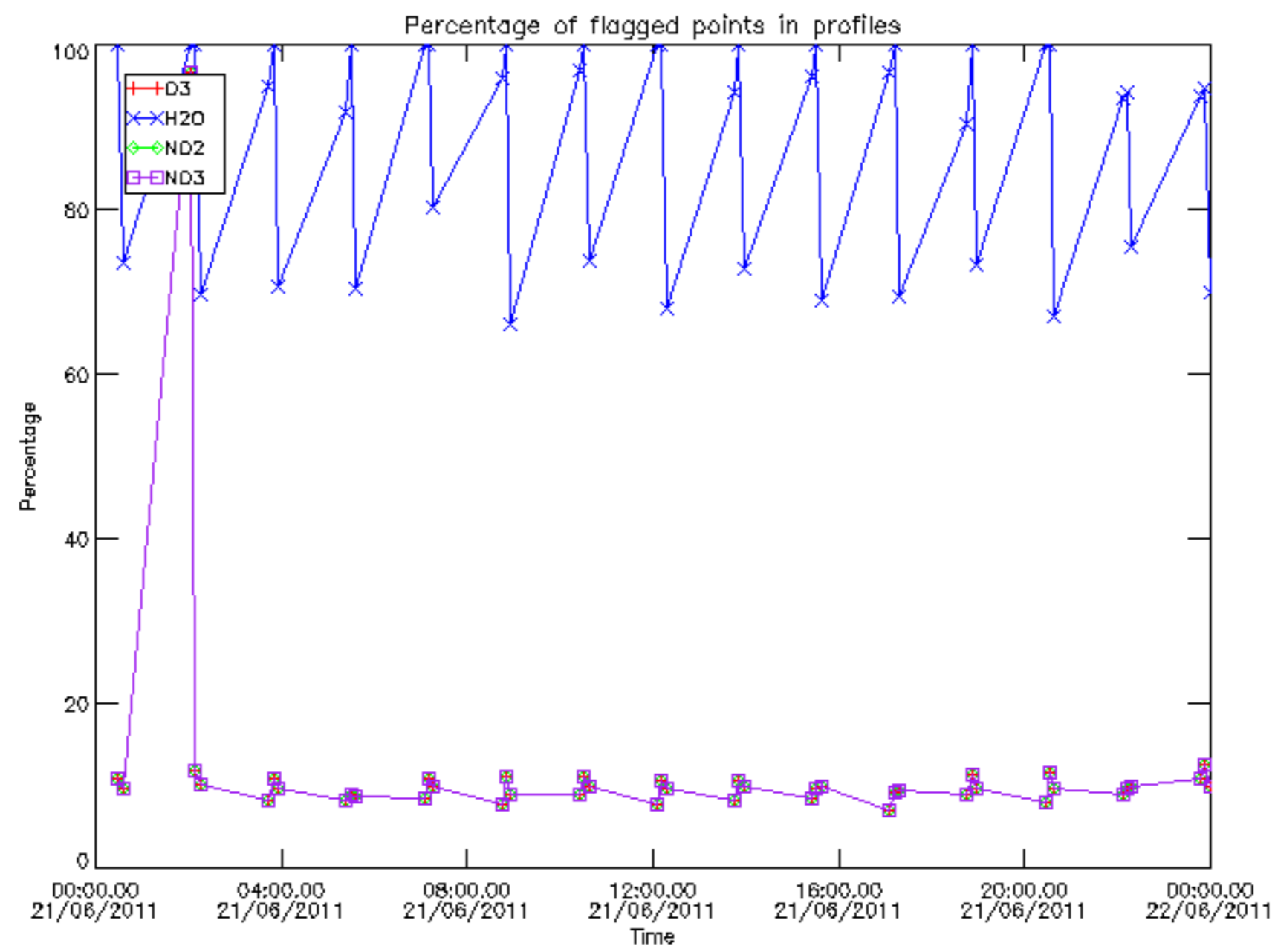
The colorbar represents the latitude.



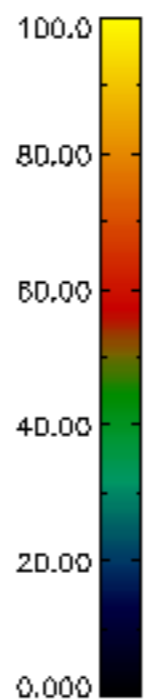
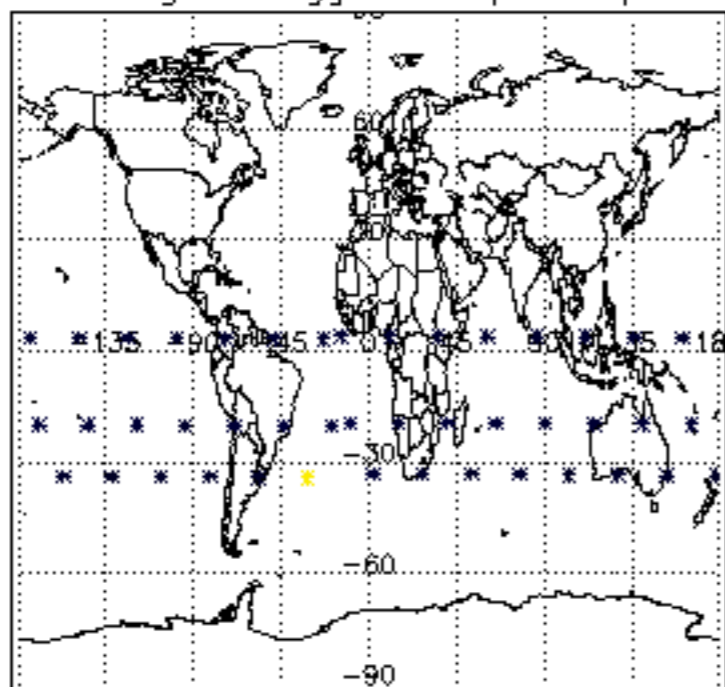
6. Auxiliary Data Files used for the production reported in section 2

The number reported in the third column indicates since which file (see list in section 2) the corresponding auxiliary file has been used. The fourth column is the date of those product files.

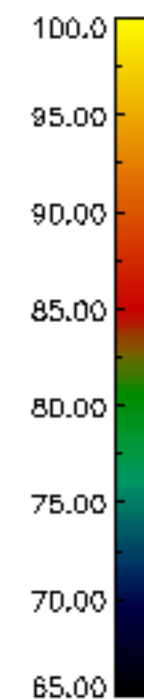
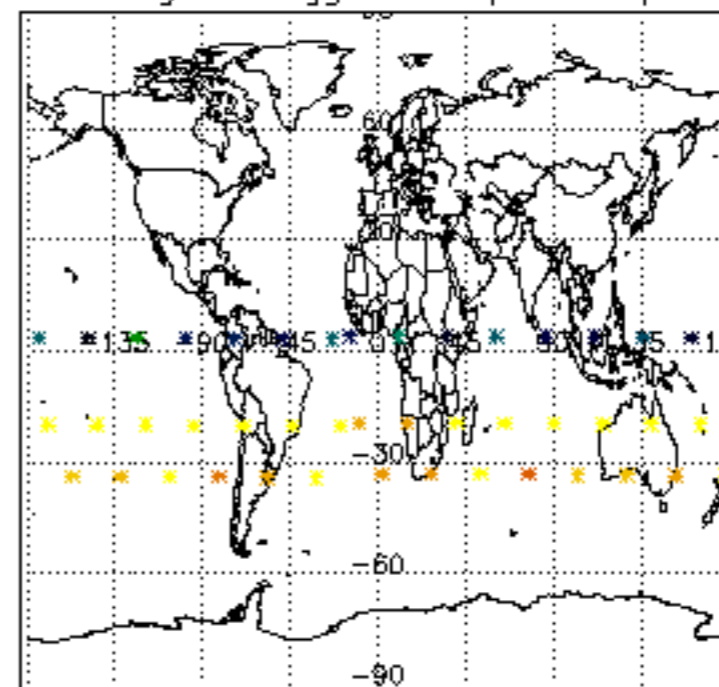
Type	Auxiliary Filename	Used since product	Used since product date
INST_PHYS_CHARACTERISTICS	GOM_INS_AXVIEC20091111_143220_20030716_120000_20500101_000000	1	21-JUN-2011 00:00:06
LEVEL-2_PROC_CONFIG	GOM_PR2_AXVIEC20091111_152718_20020301_000000_20500101_000000	1	21-JUN-2011 00:00:06
CROSS_SECTIONS_FILE	GOM_CRS_AXVIEC20091111_154832_20020301_000000_20500101_000000	1	21-JUN-2011 00:00:06



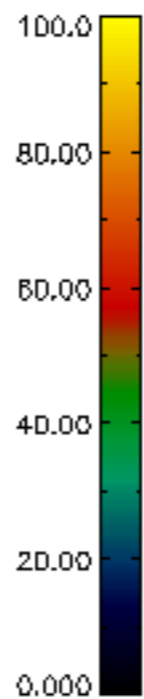
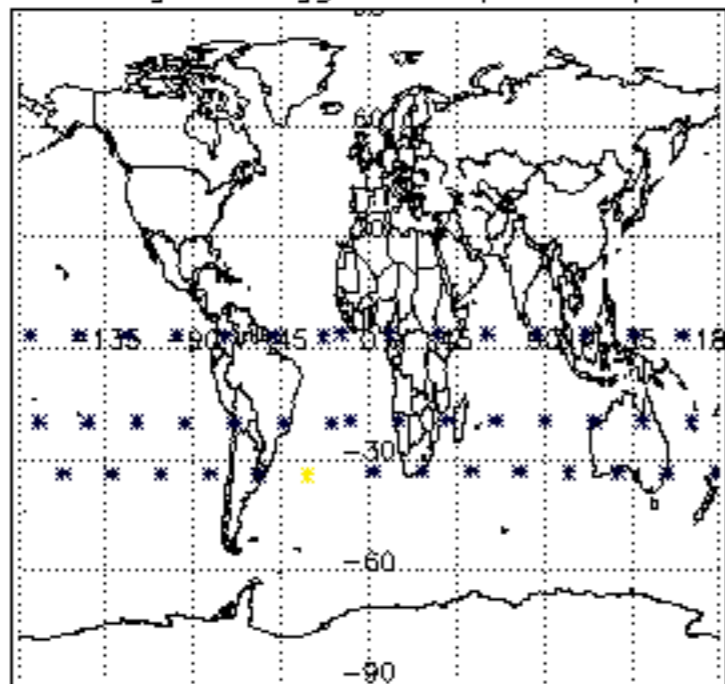
Percentage of flagged data per D3 profile



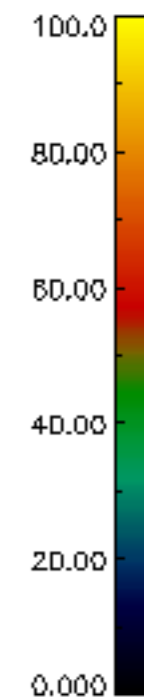
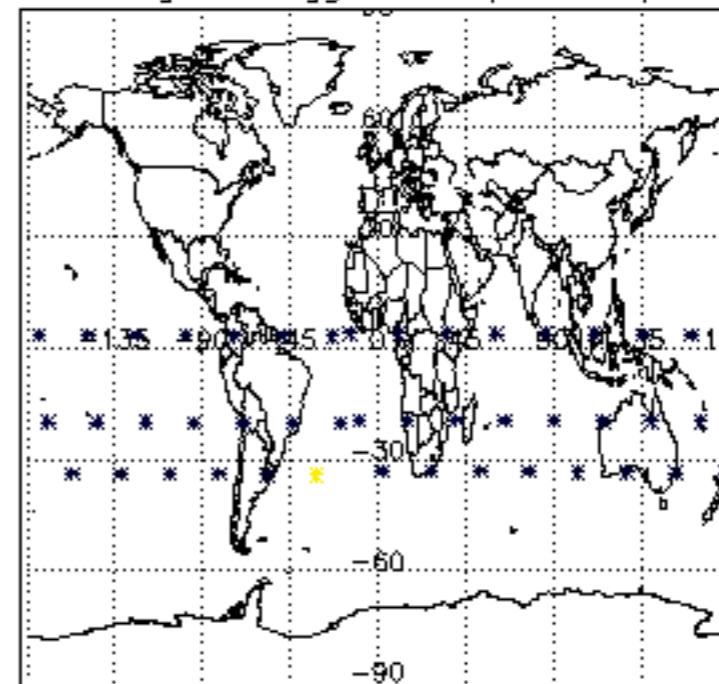
Percentage of flagged data per H2O profile

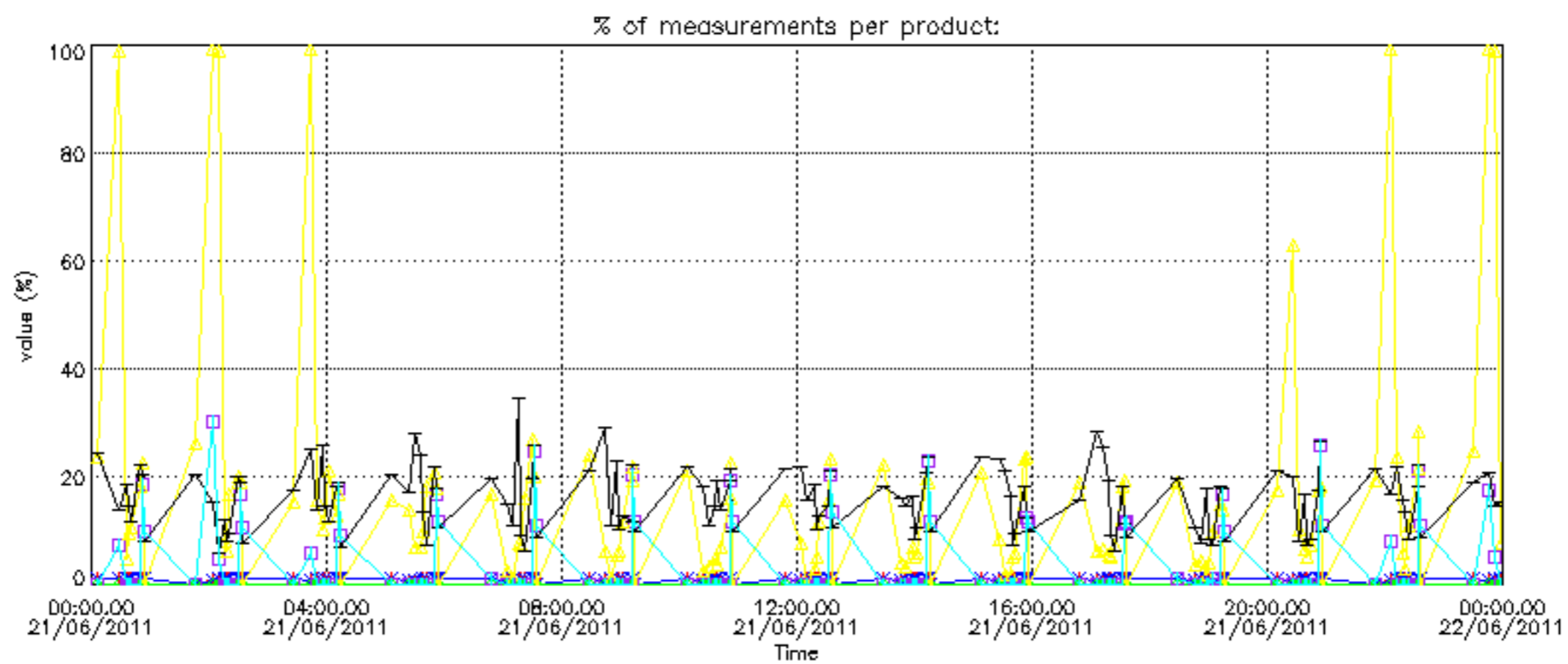
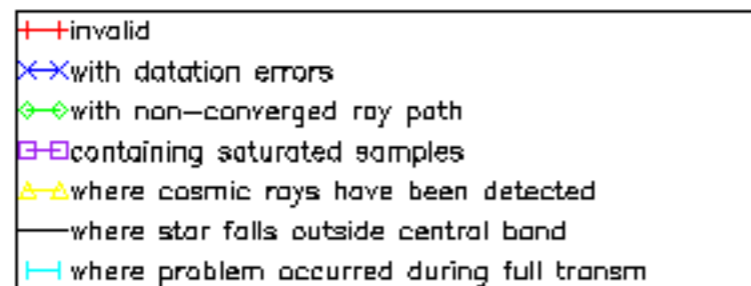


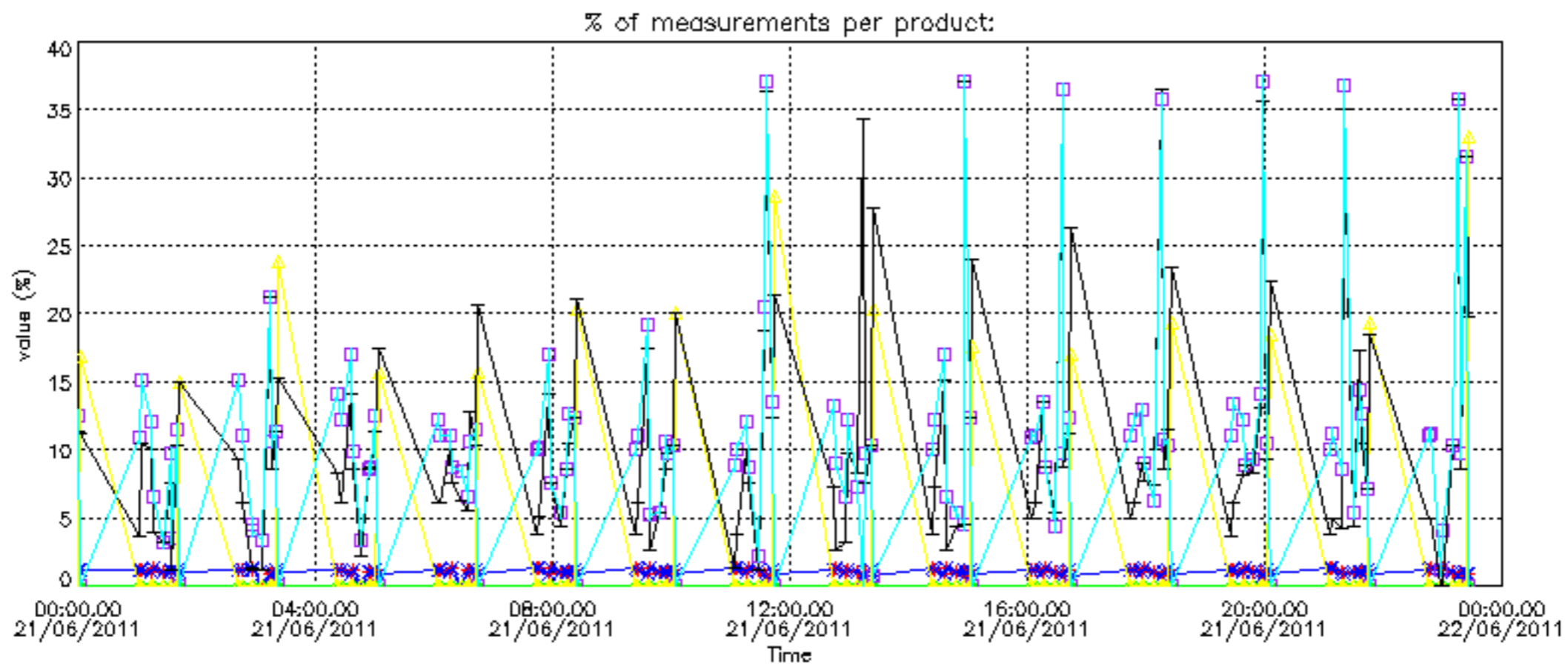
Percentage of flagged data per NO2 profile



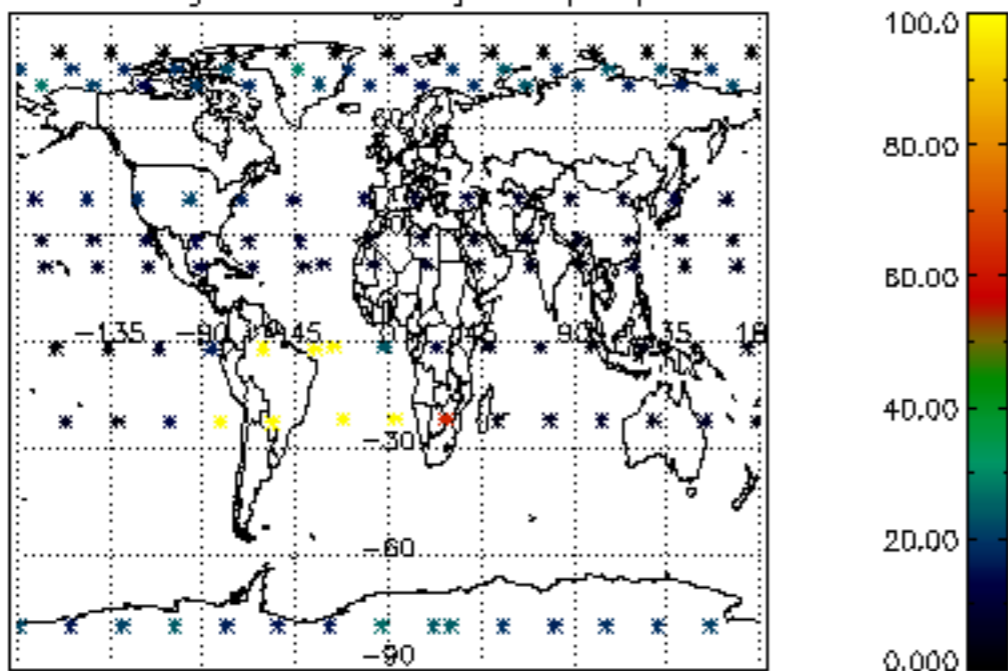
Percentage of flagged data per NO3 profile



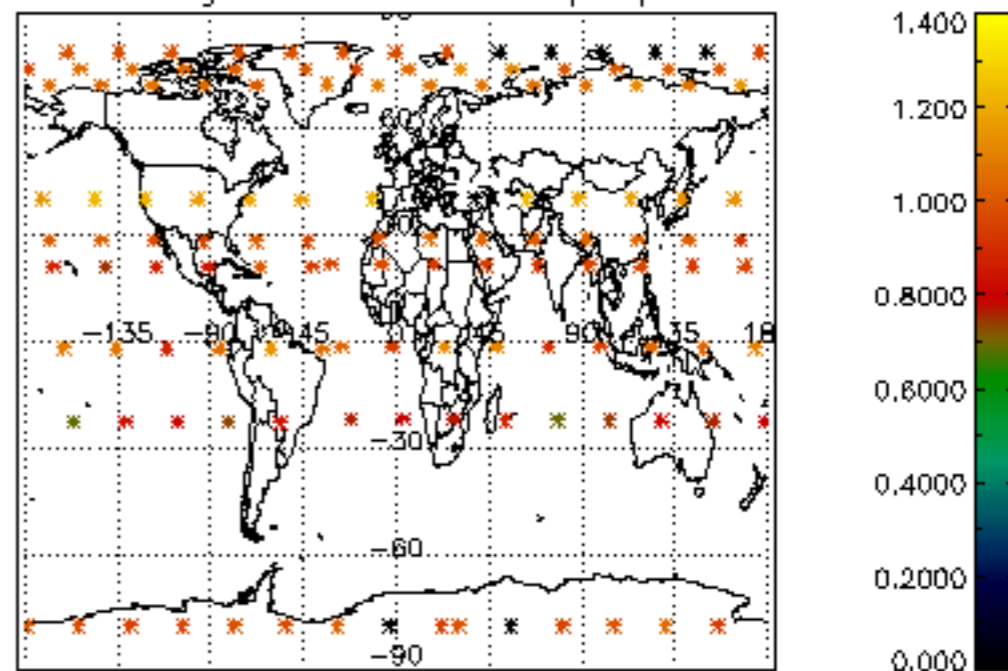




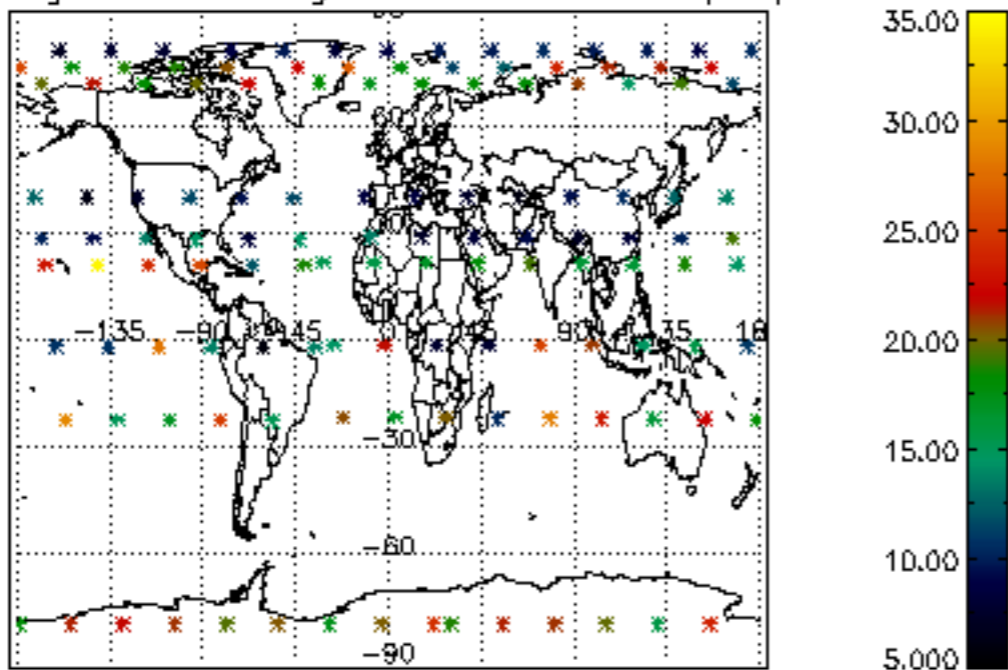
Percentage of cosmic ray hits per profile



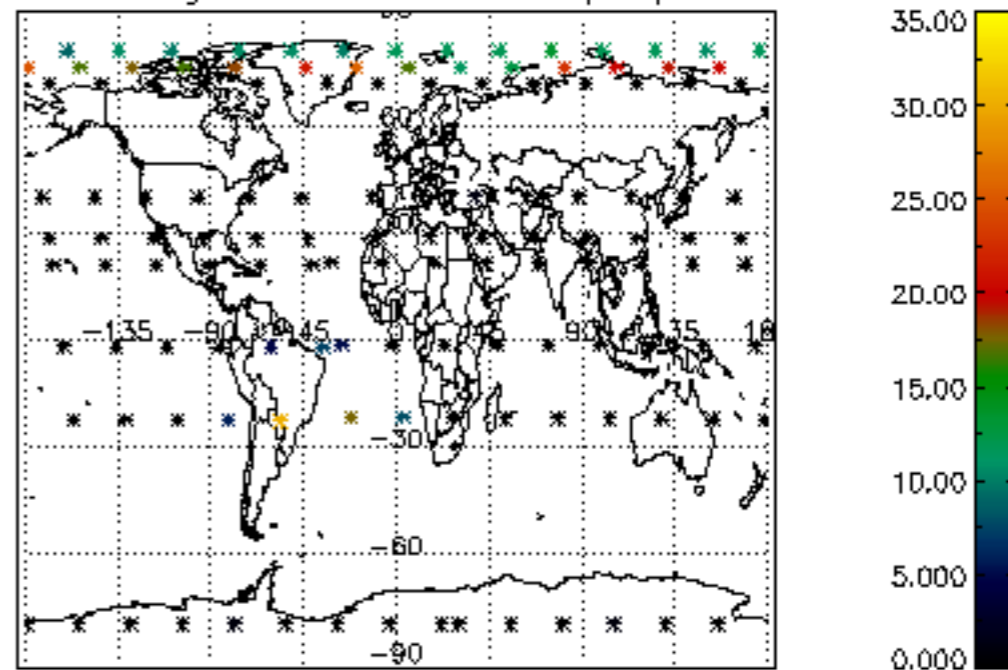
Percentage of datation errors per profile



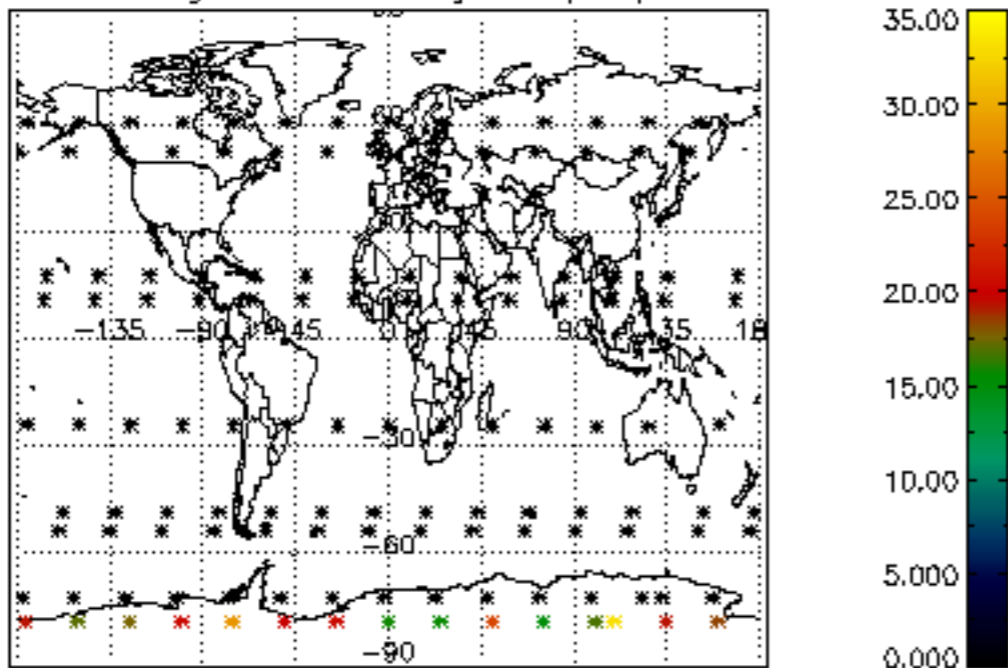
Percentage of star falling outside central band per profile



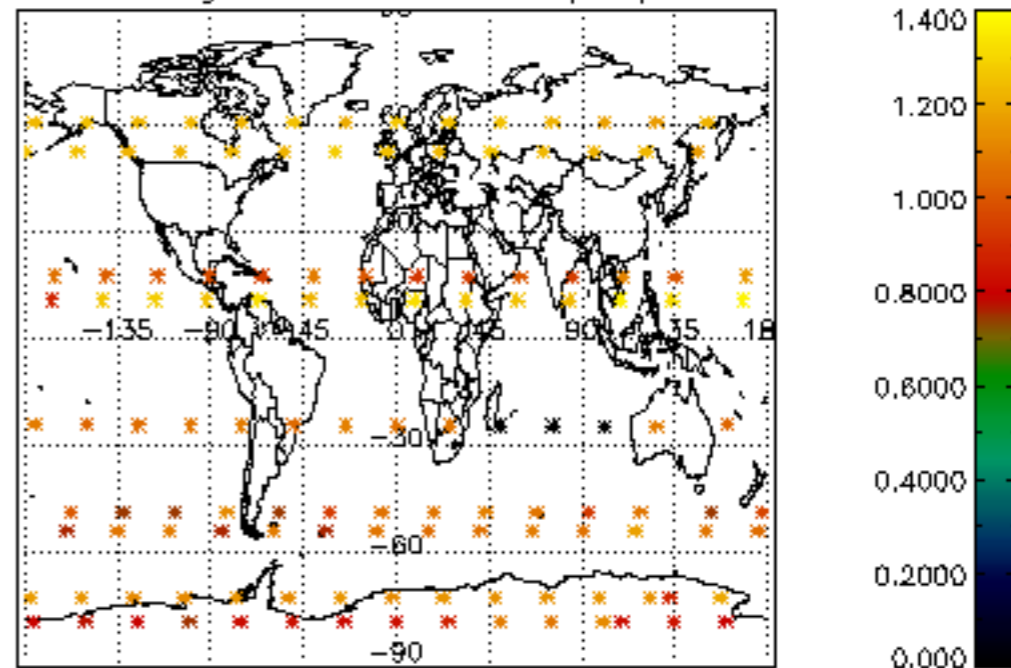
Percentage of saturation errors per profile



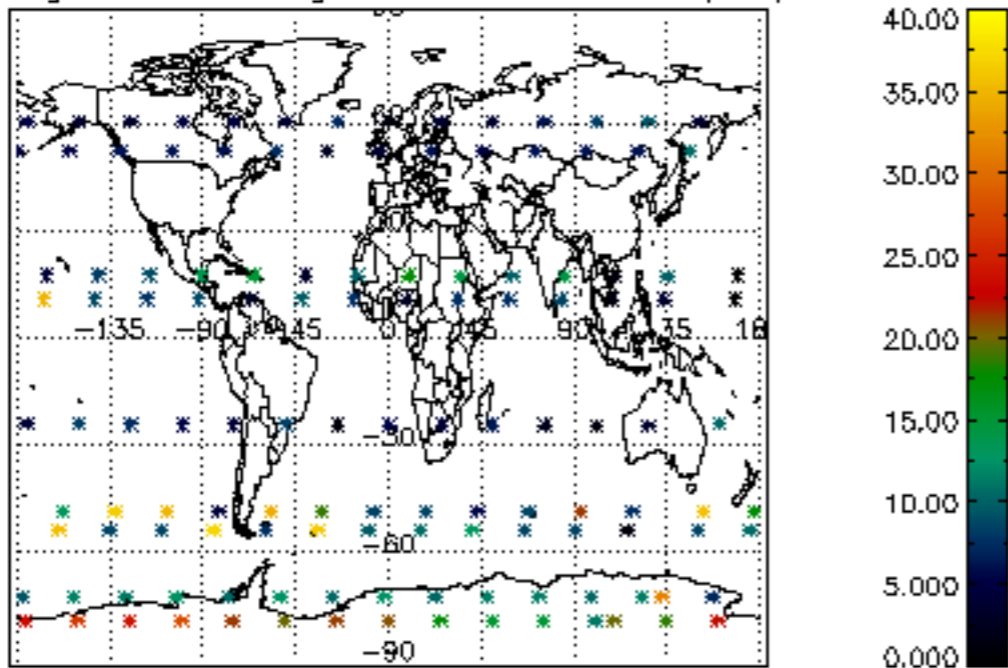
Percentage of cosmic ray hits per profile



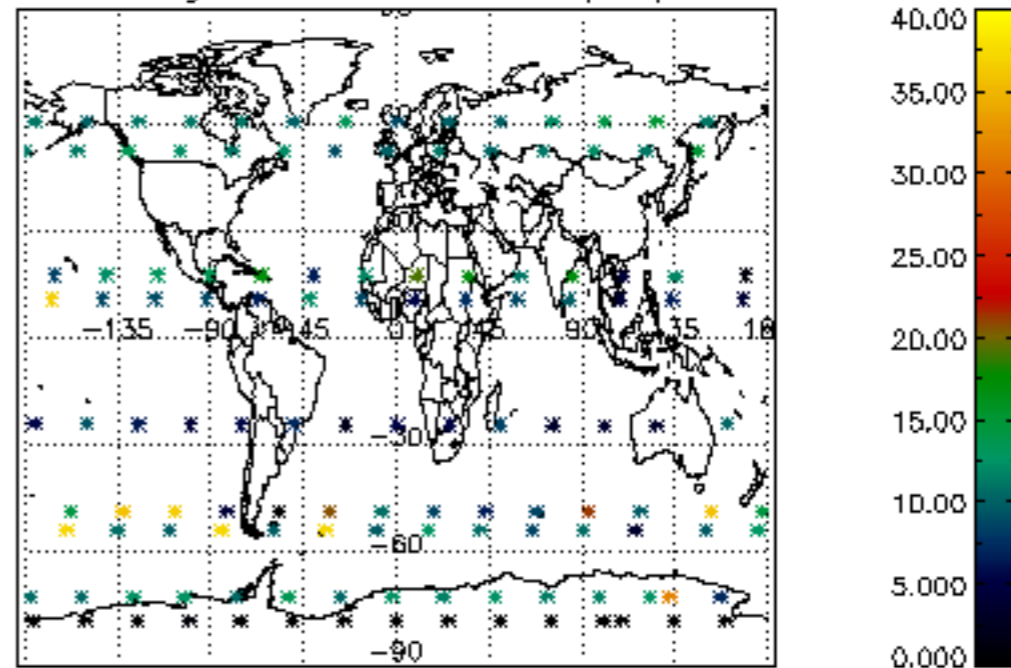
Percentage of datation errors per profile

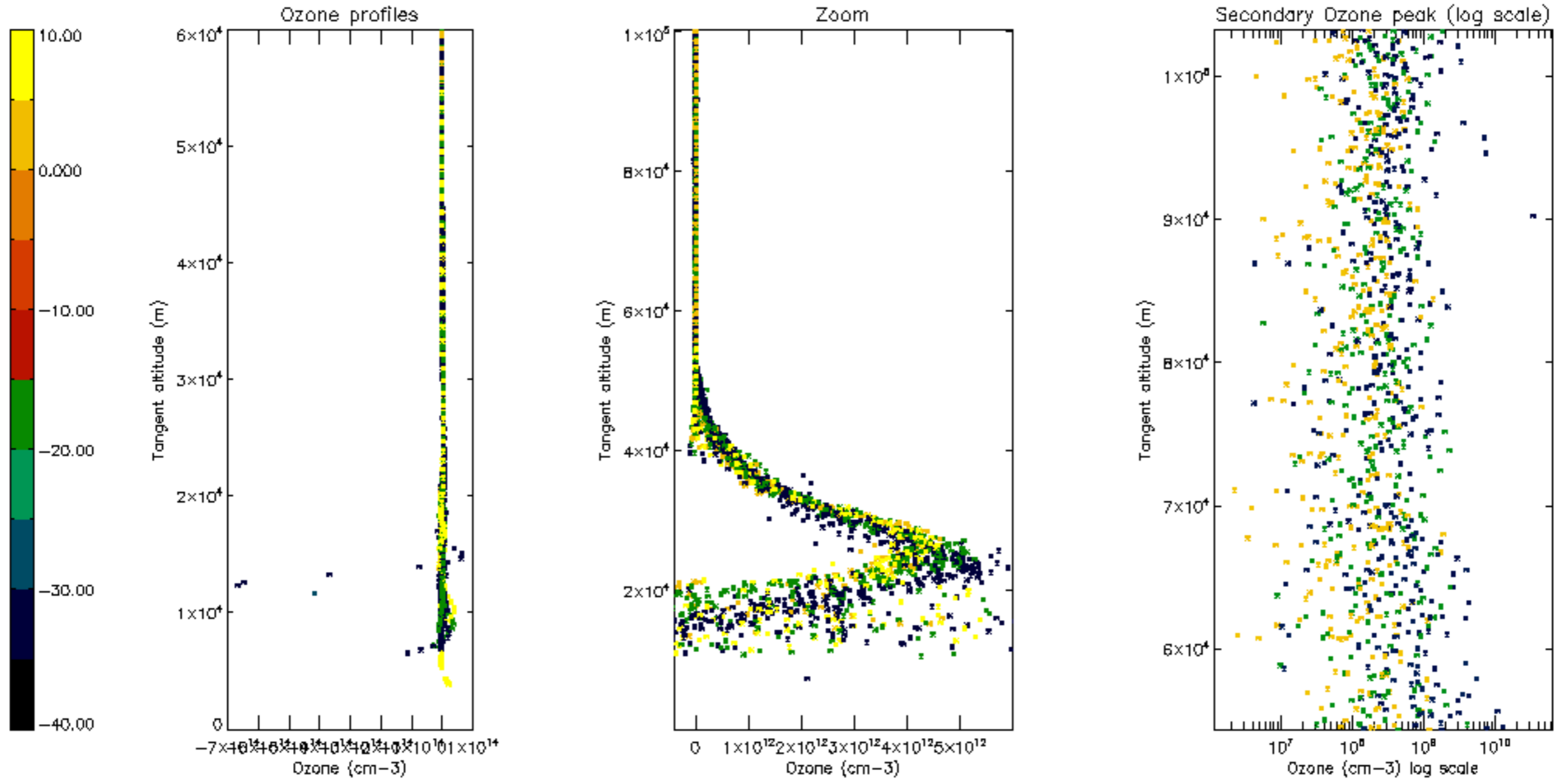


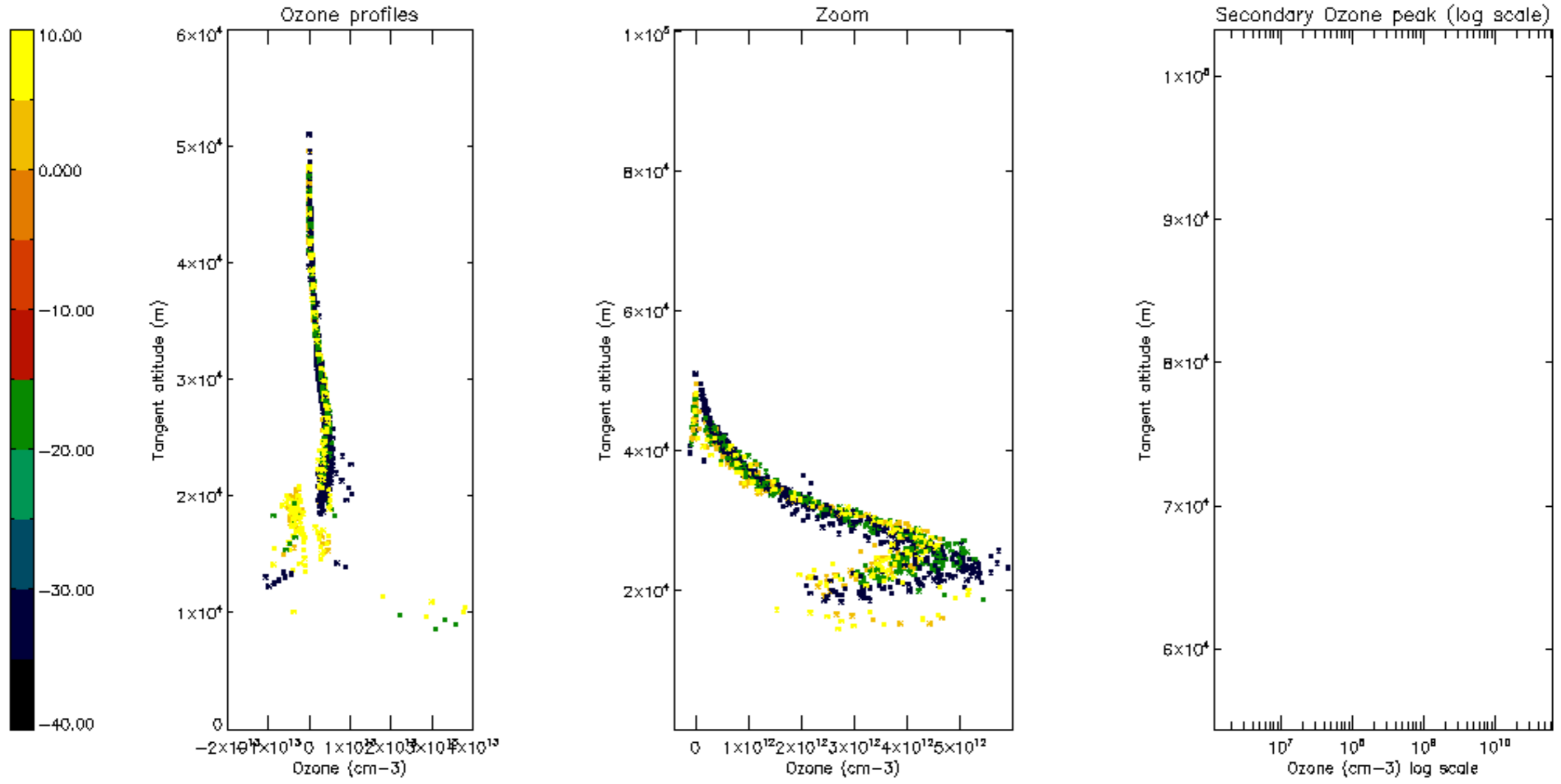
Percentage of star falling outside central band per profile

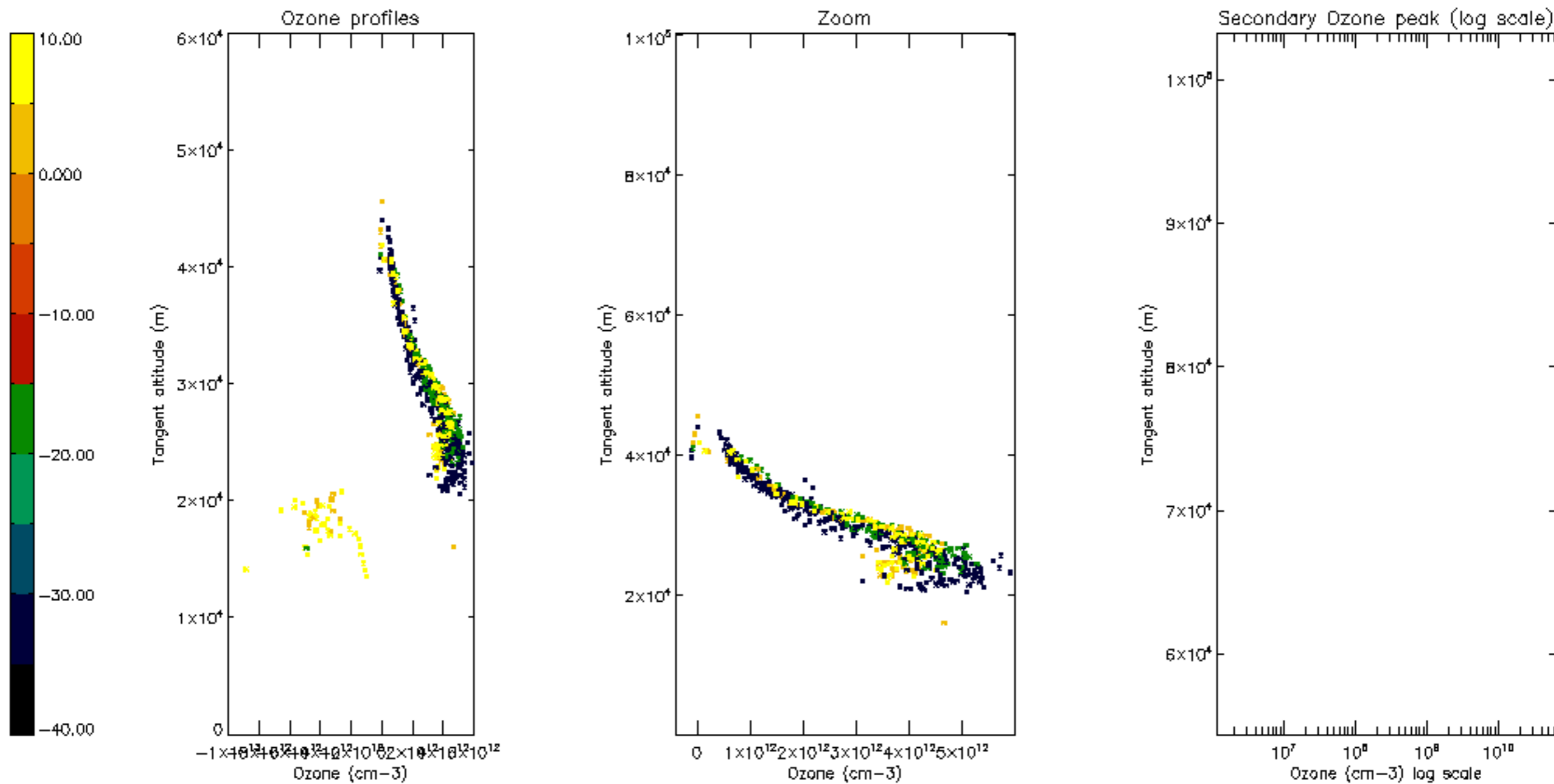


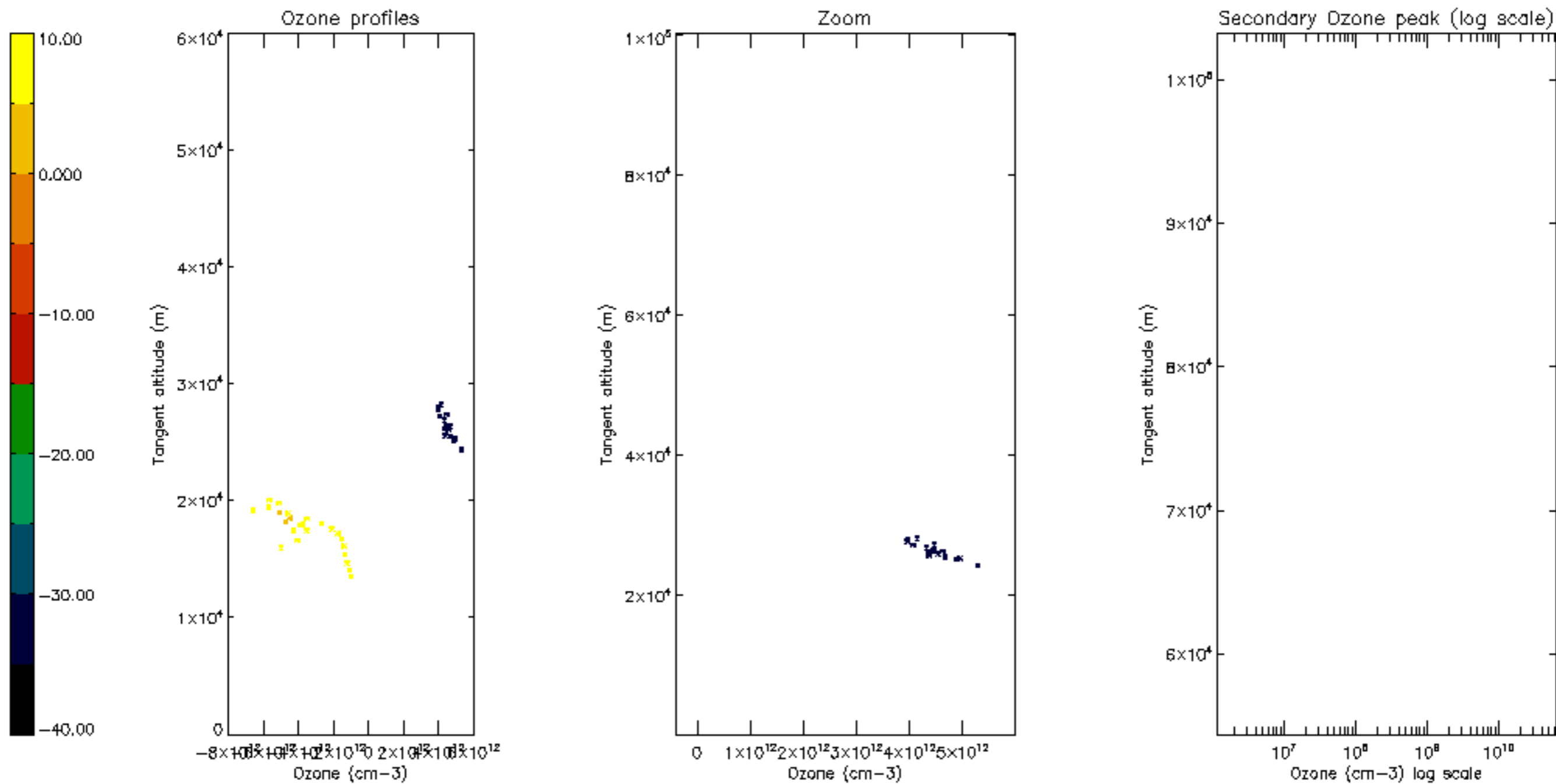
Percentage of saturation errors per profile

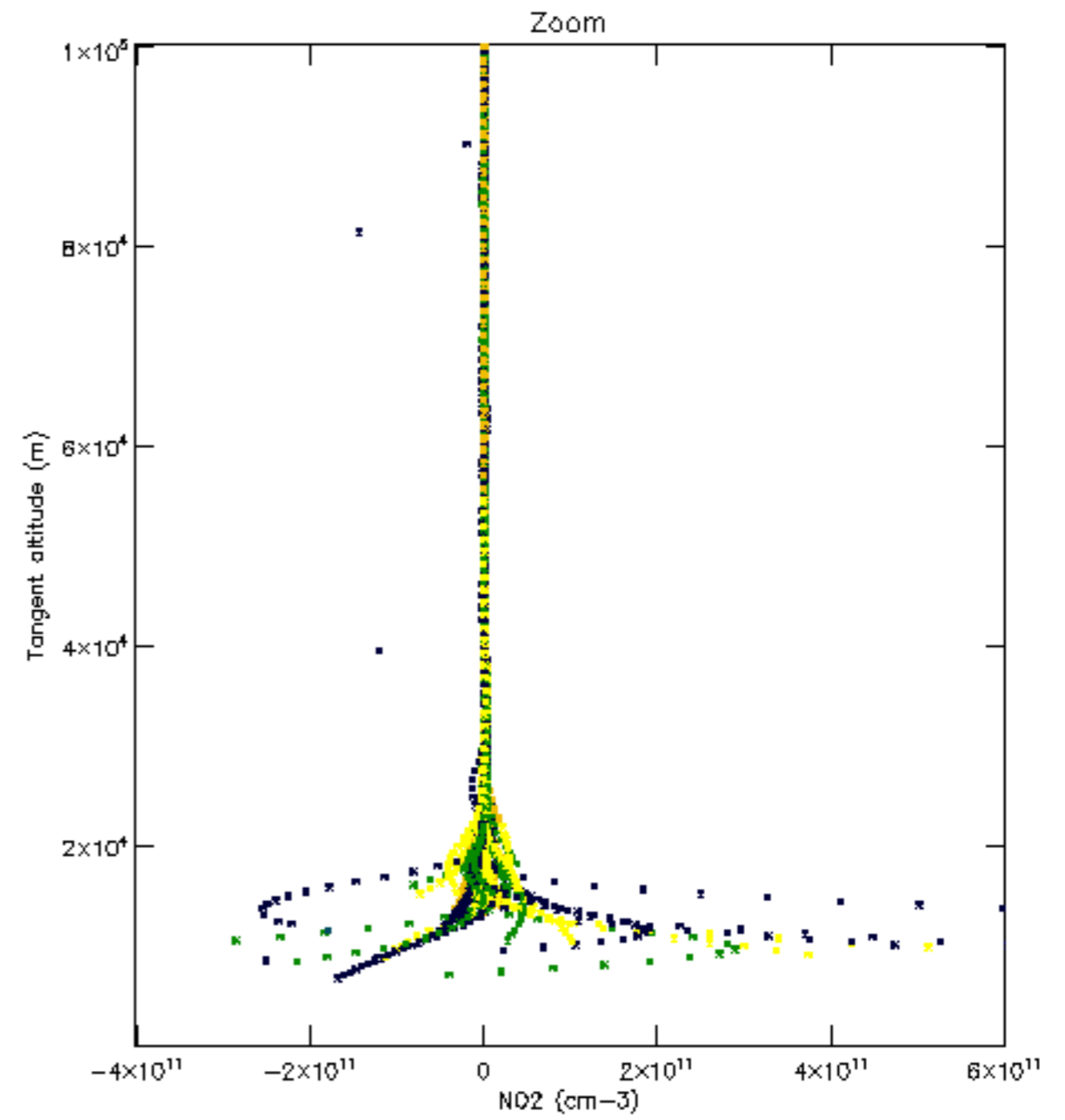
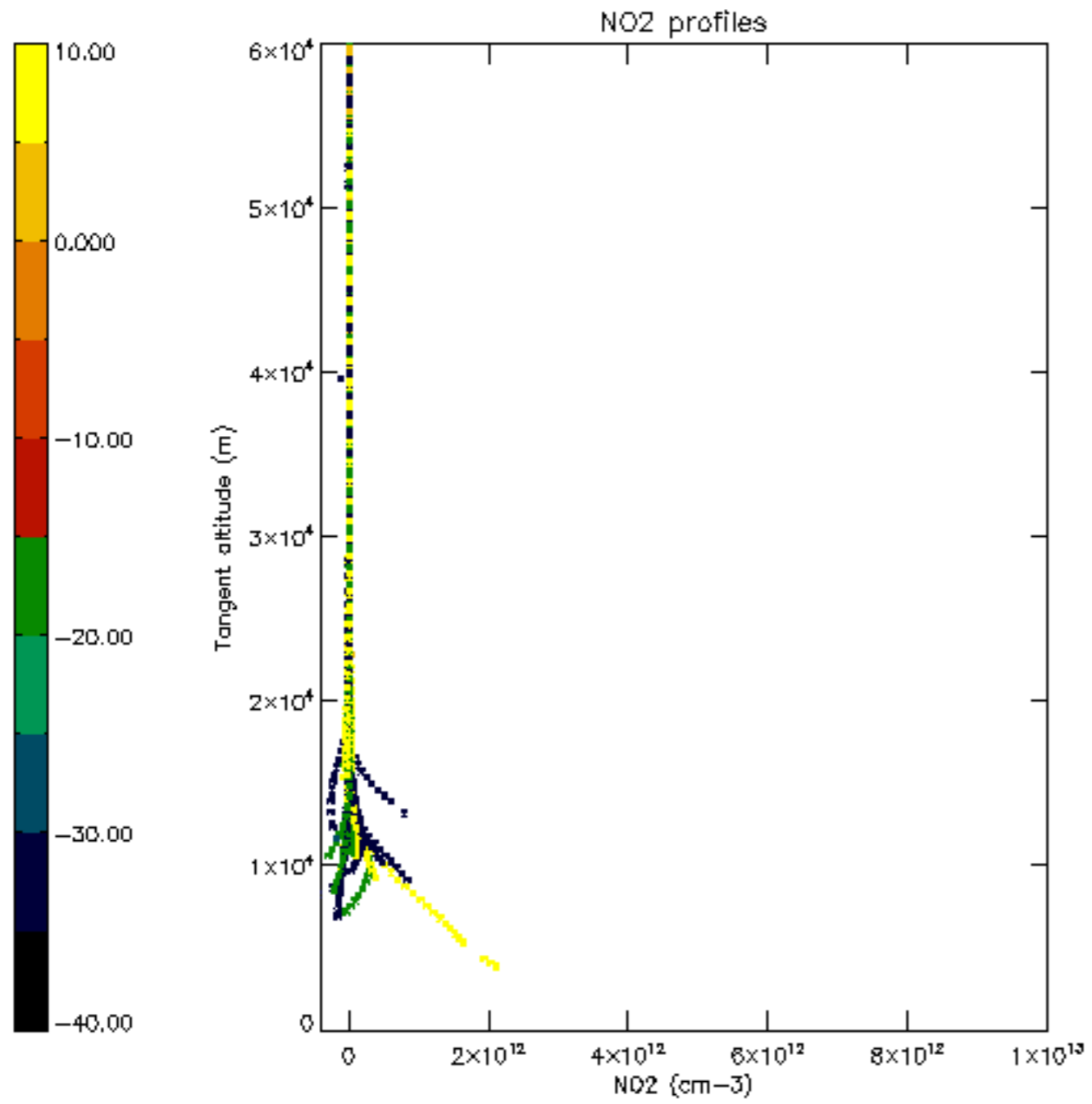


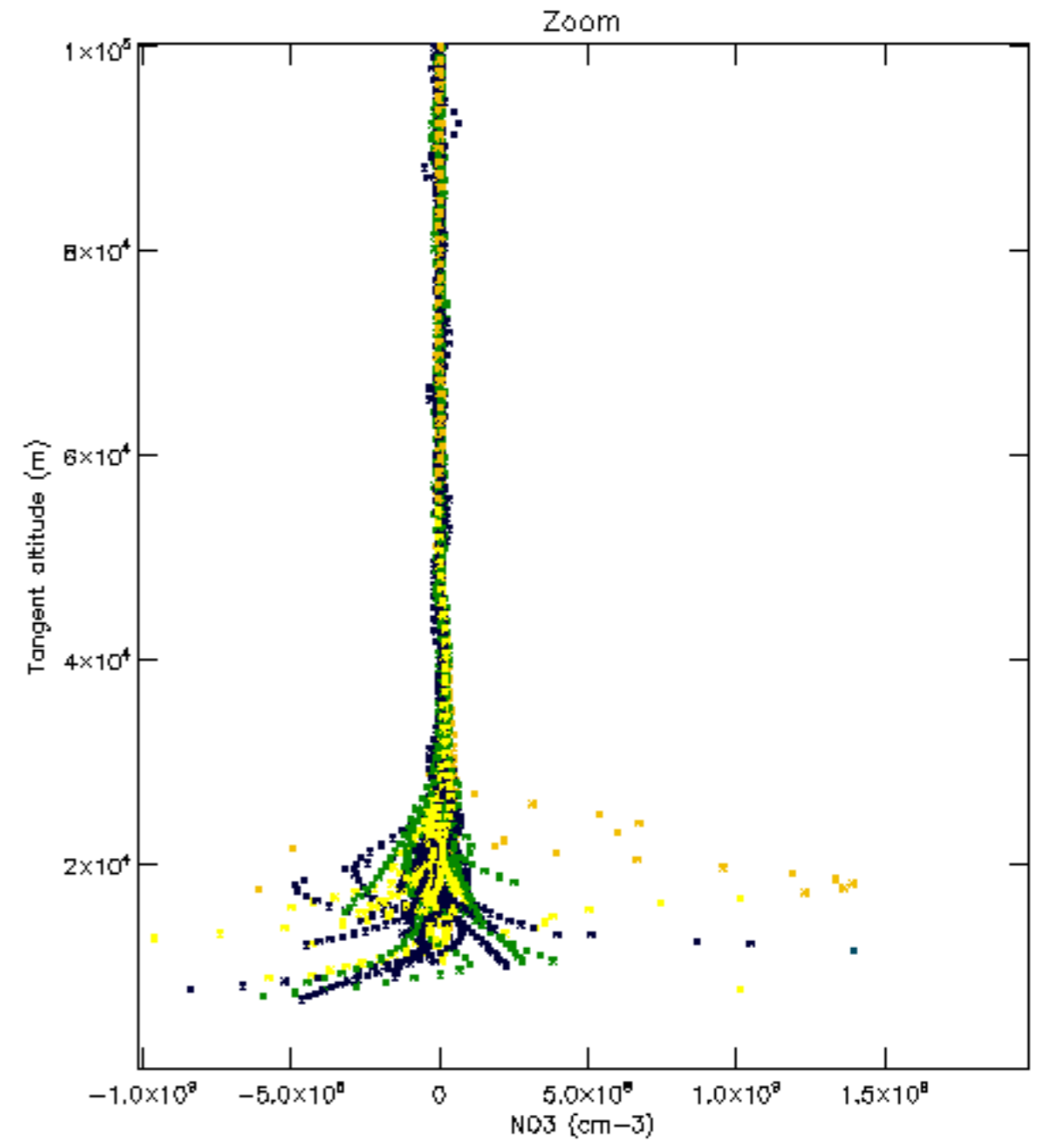
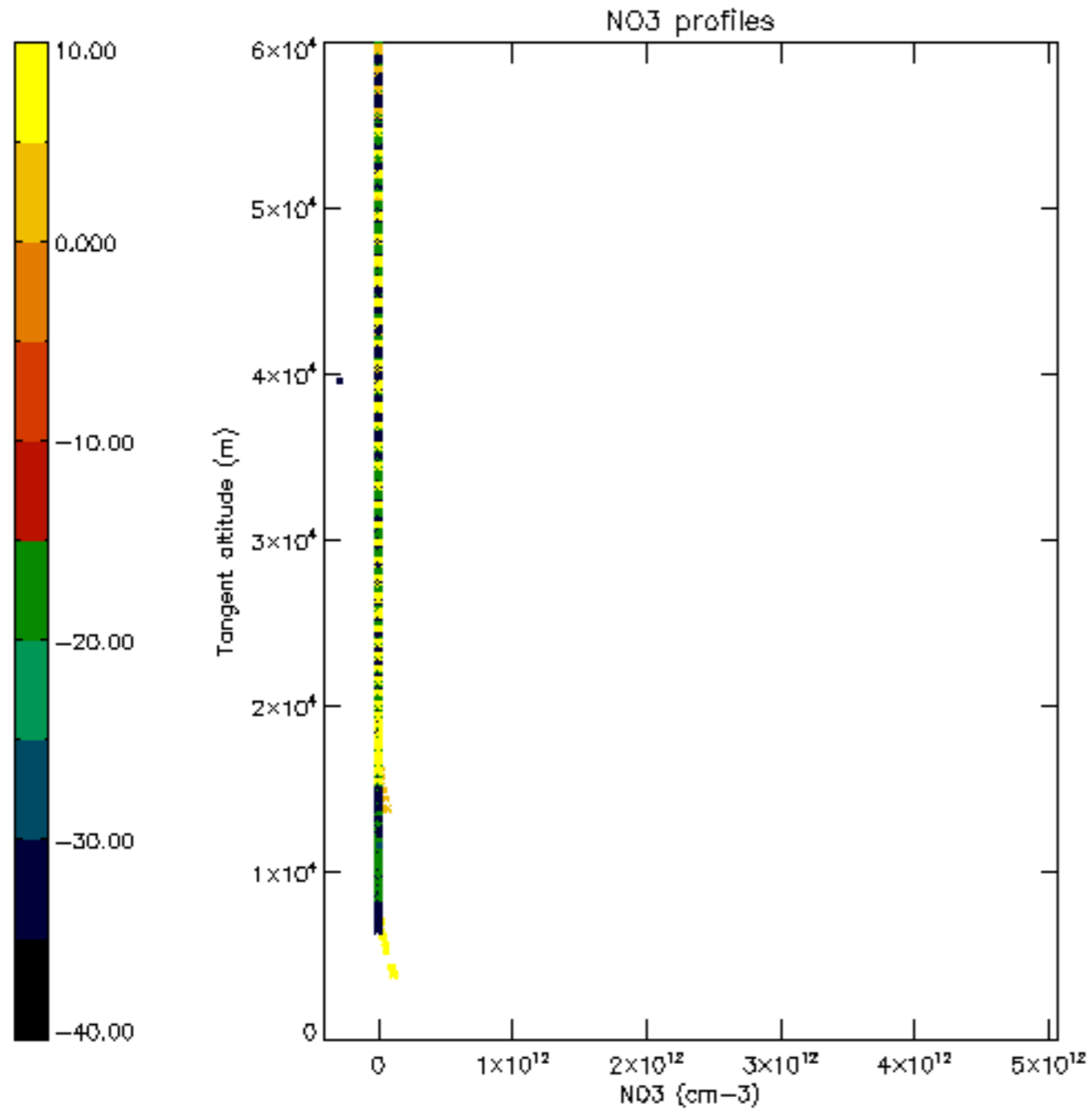


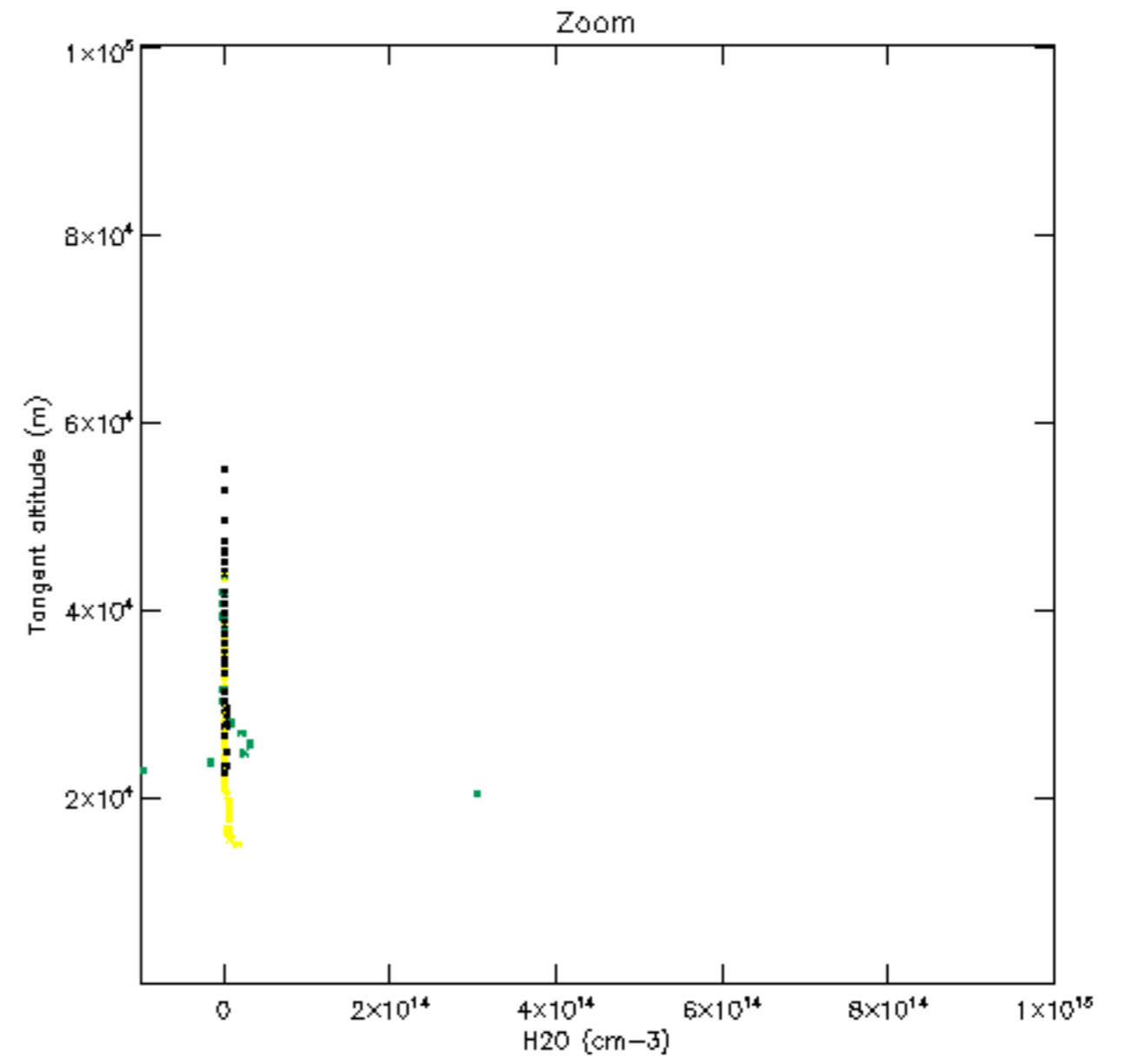
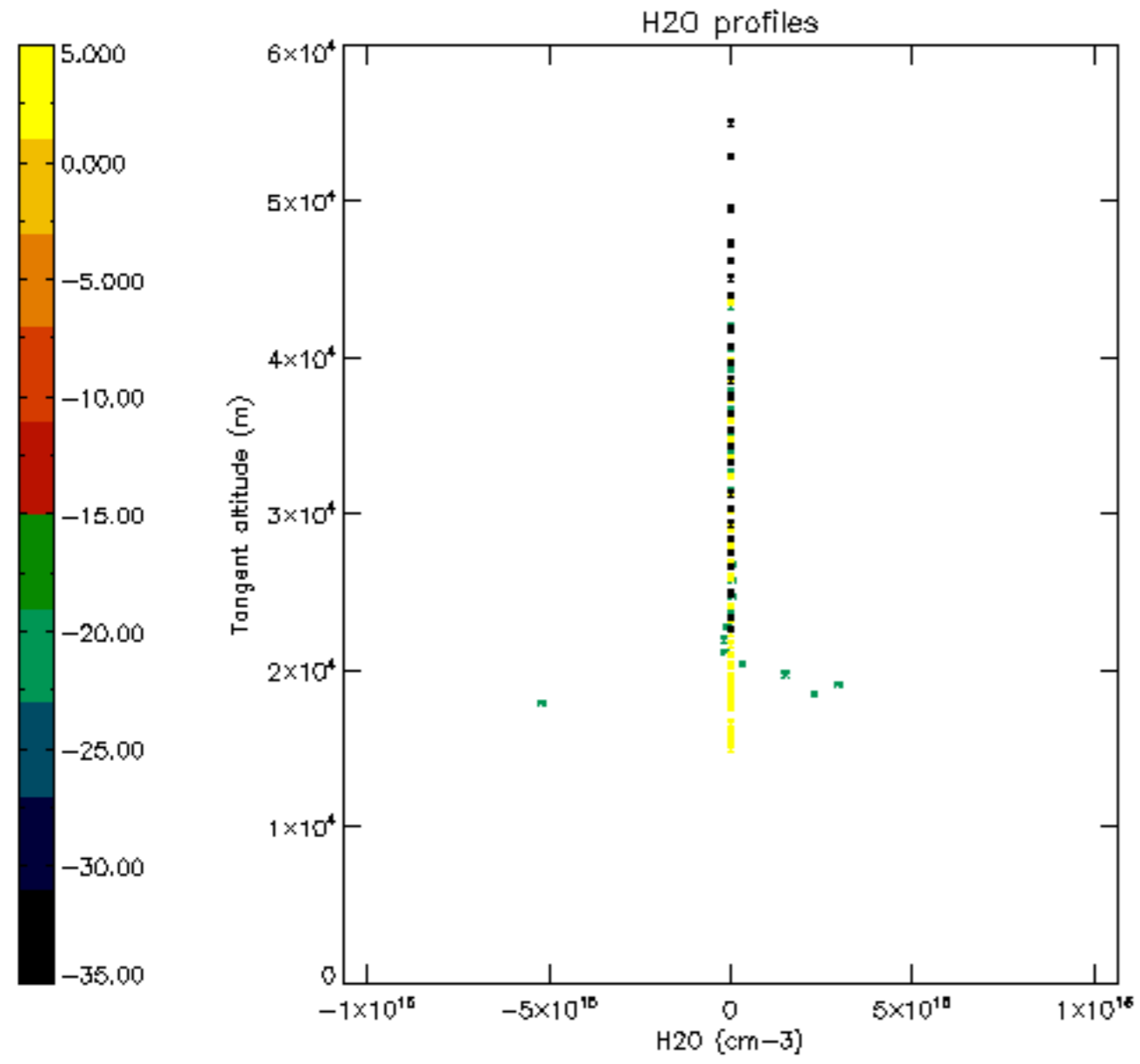


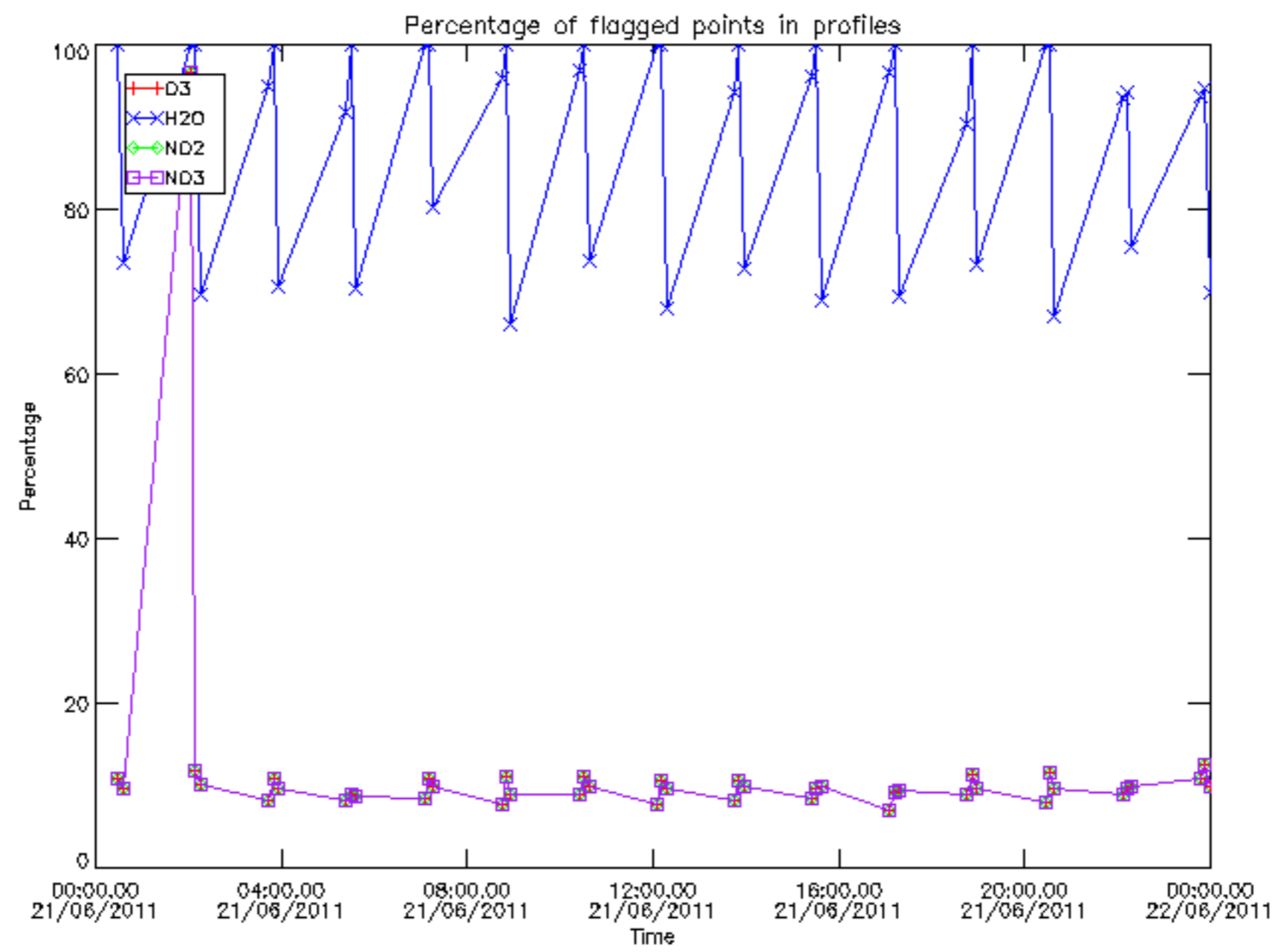




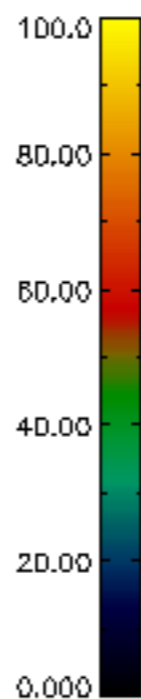
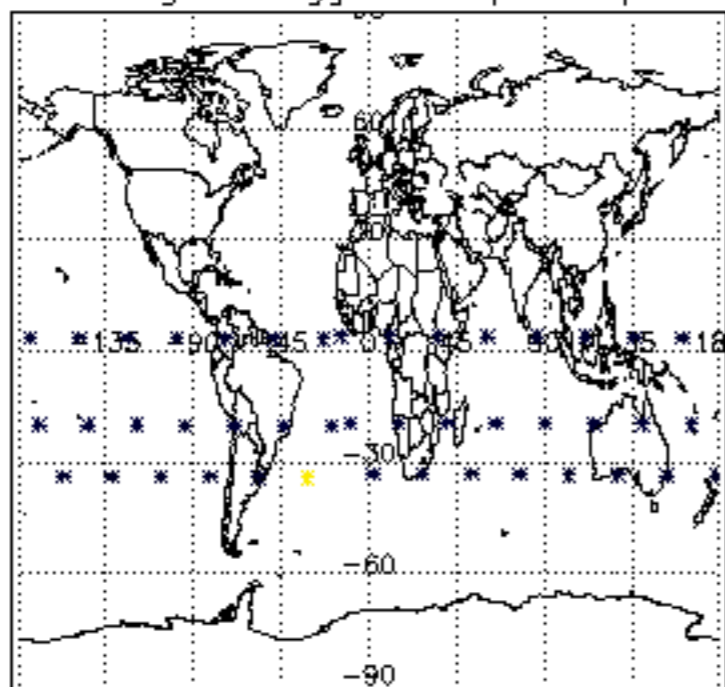




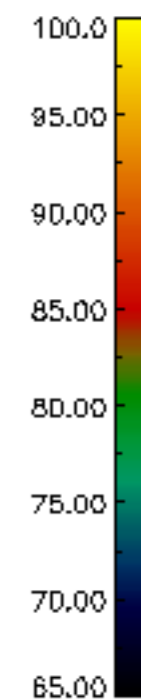
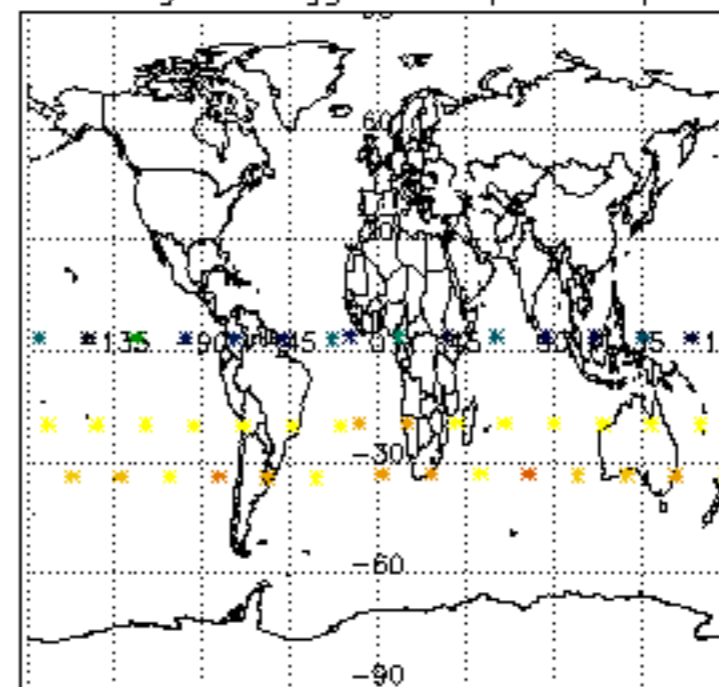




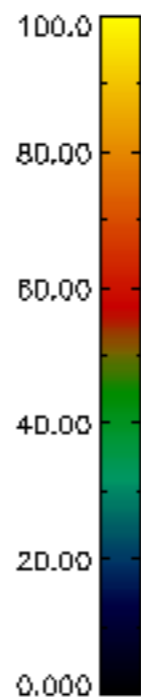
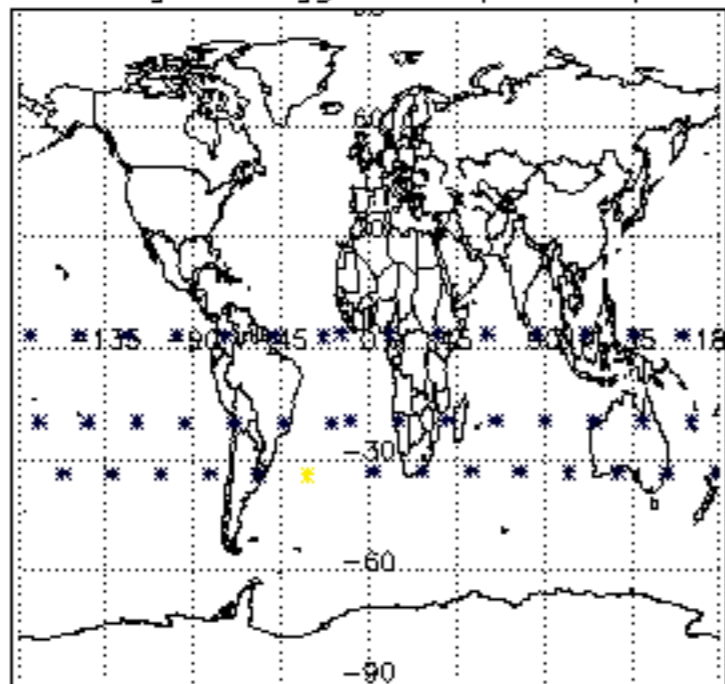
Percentage of flagged data per D3 profile



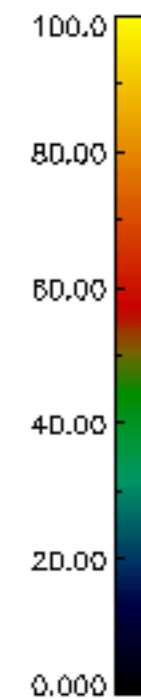
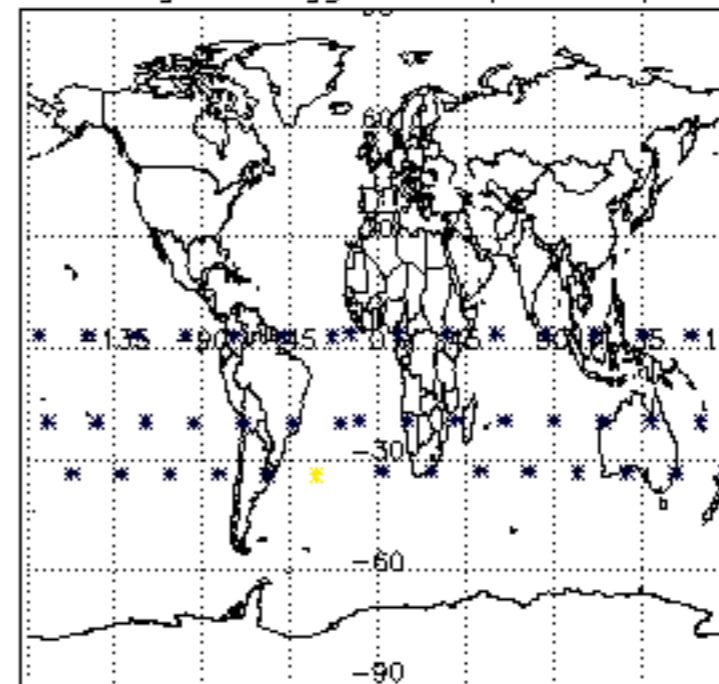
Percentage of flagged data per H2O profile

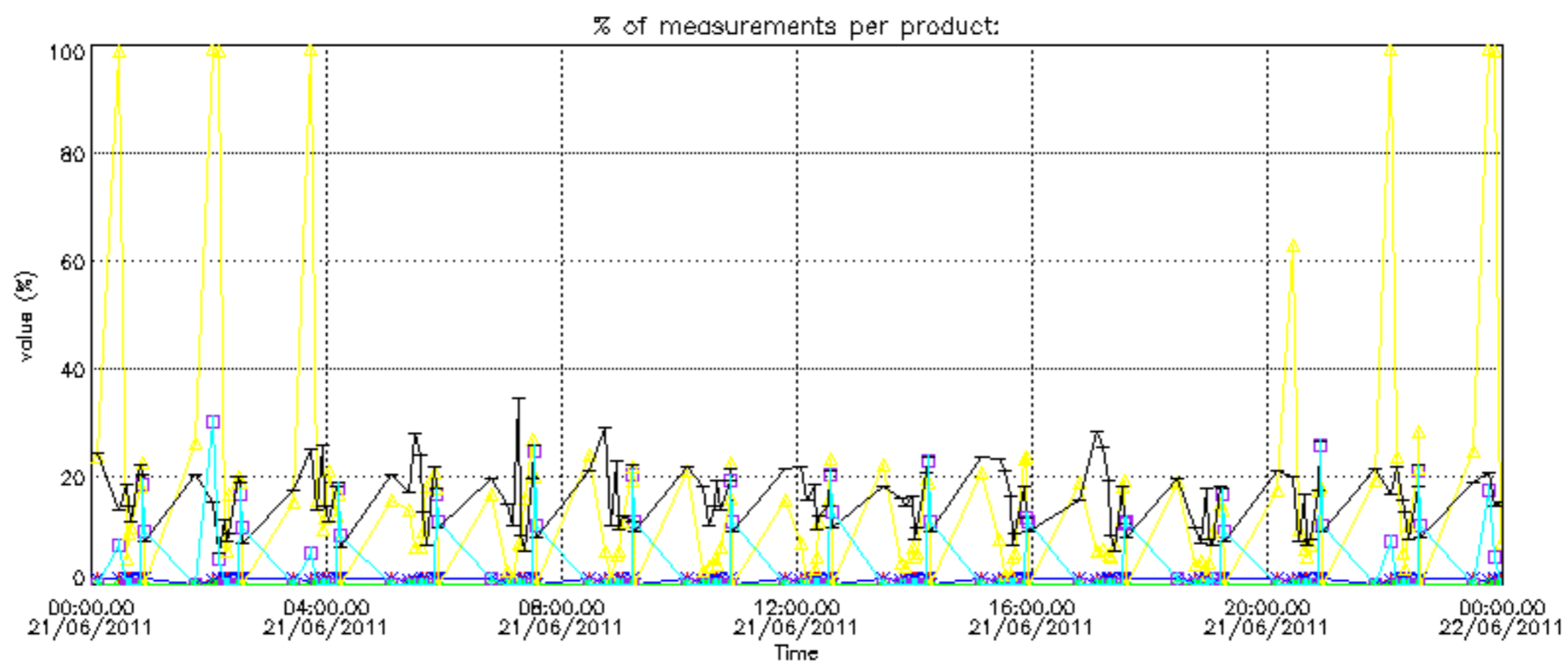
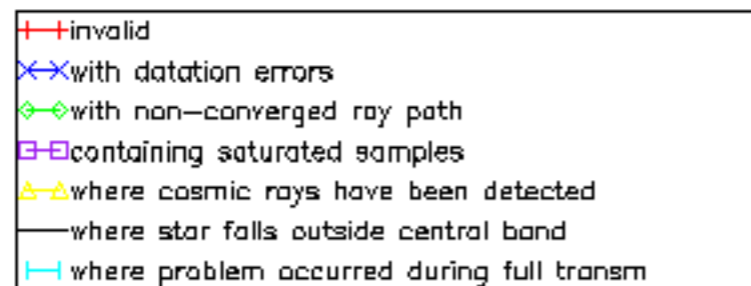


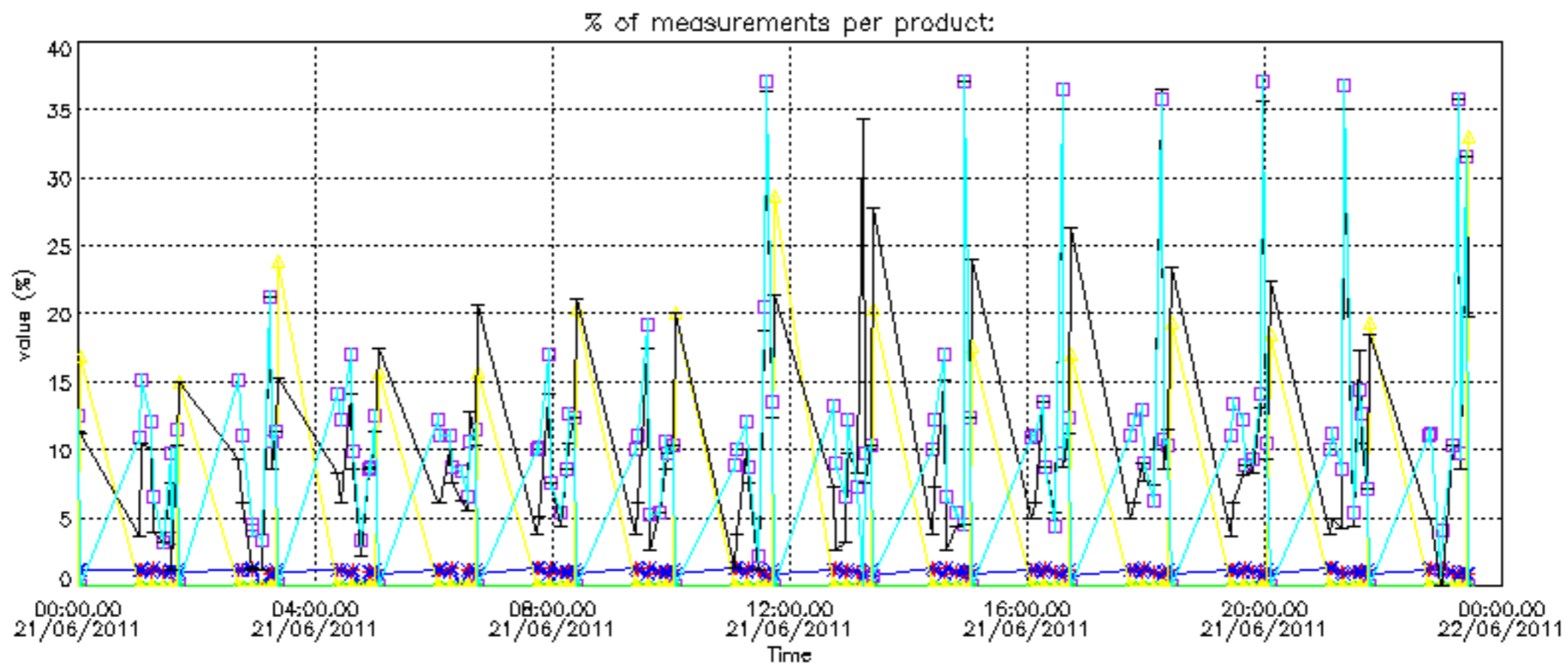
Percentage of flagged data per NO2 profile



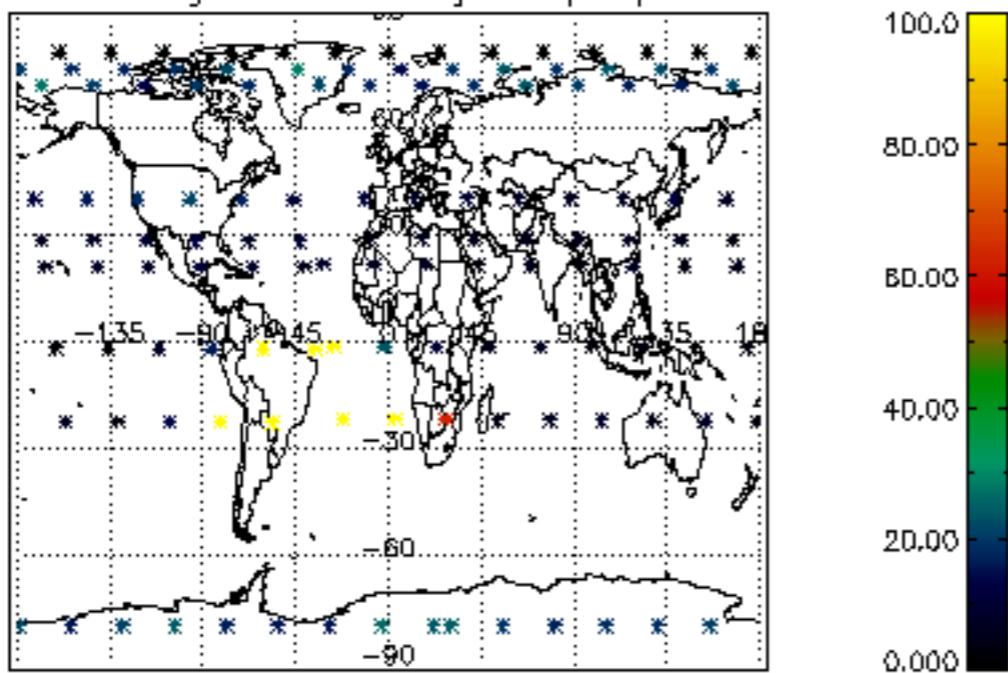
Percentage of flagged data per NO3 profile



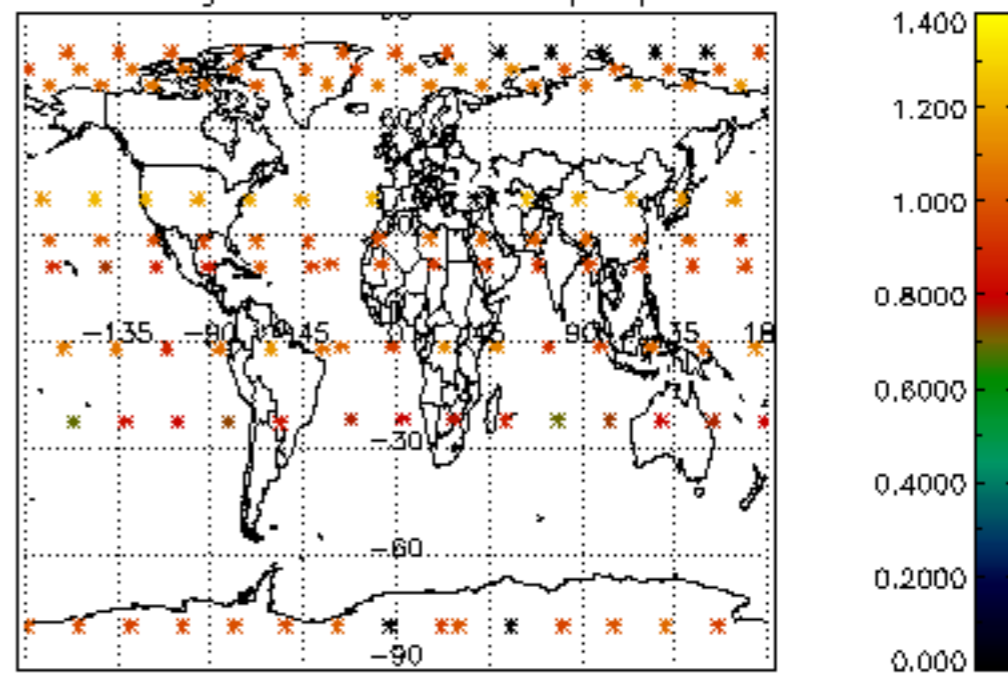




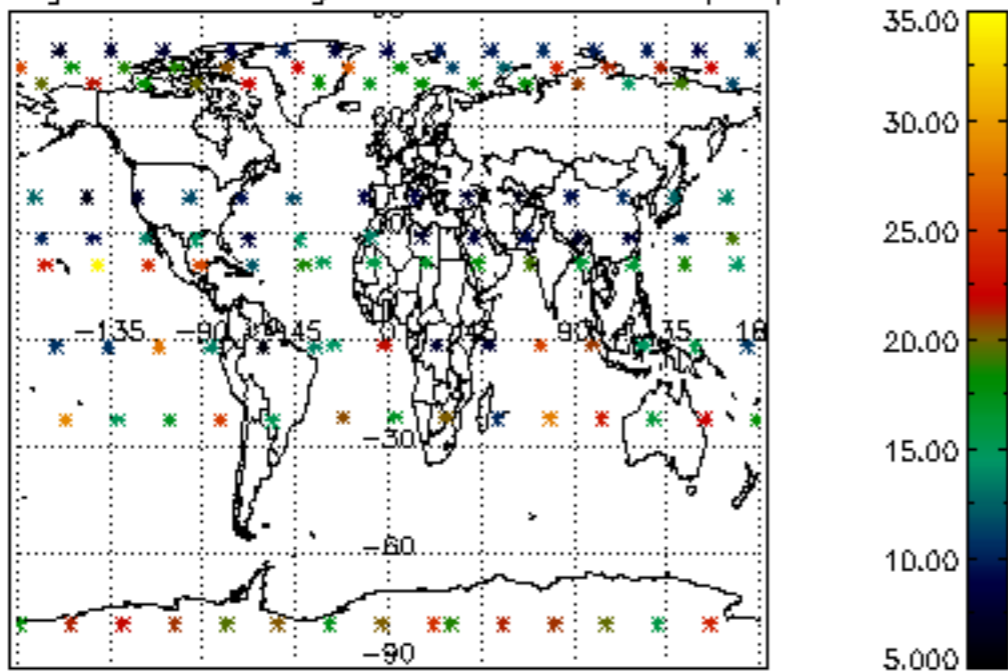
Percentage of cosmic ray hits per profile



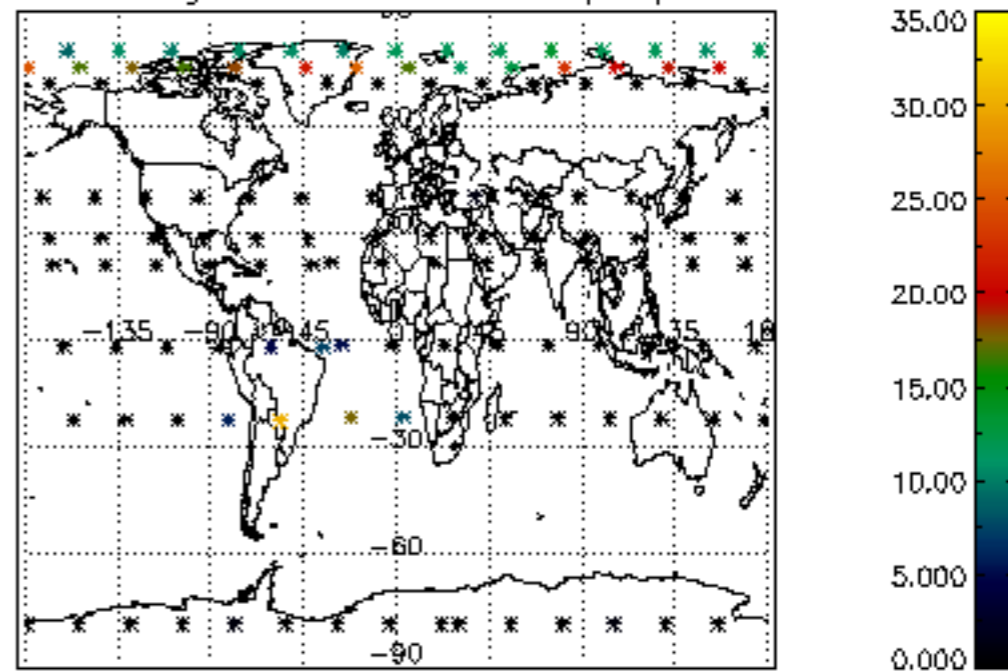
Percentage of datation errors per profile



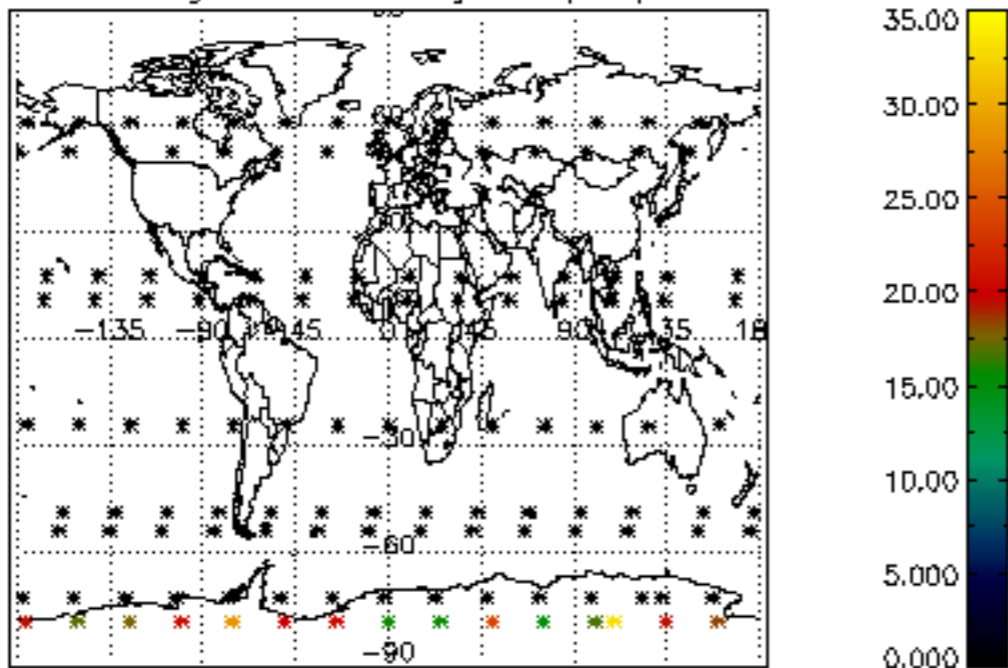
Percentage of star falling outside central band per profile



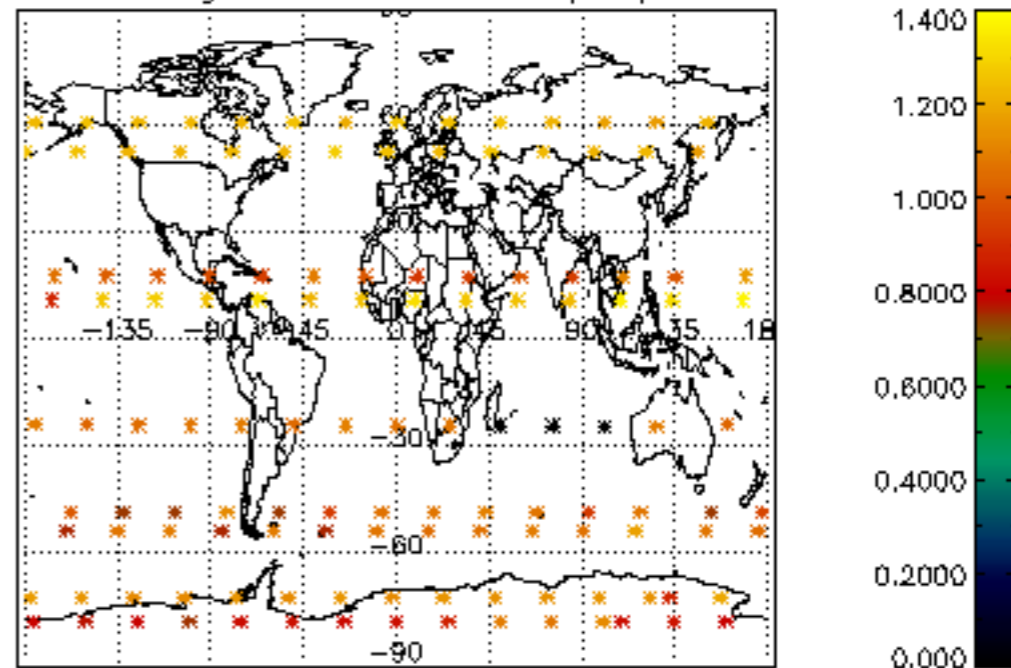
Percentage of saturation errors per profile



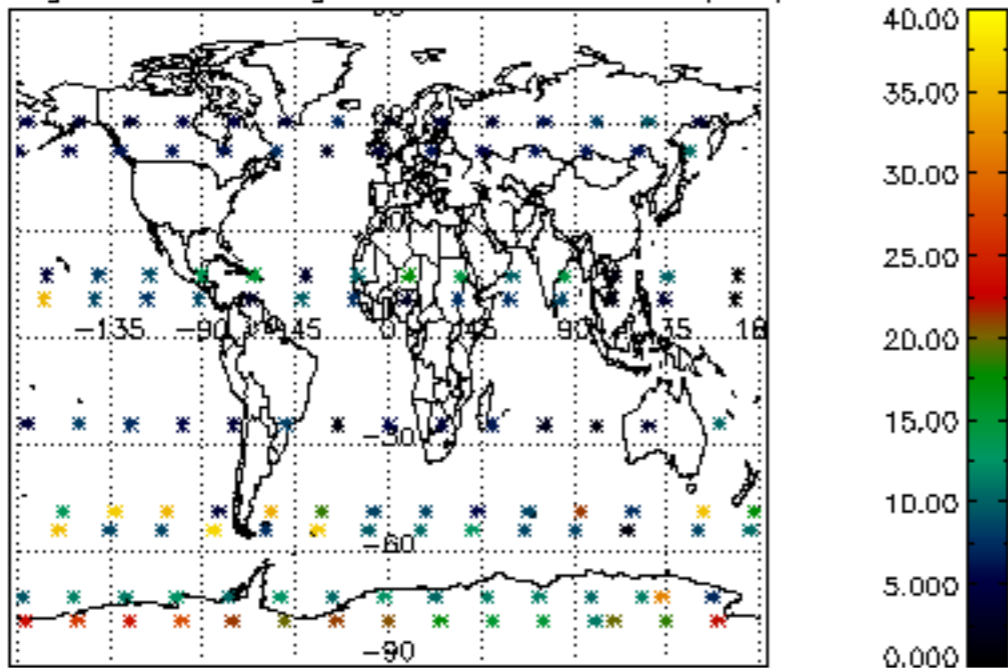
Percentage of cosmic ray hits per profile



Percentage of datation errors per profile



Percentage of star falling outside central band per profile



Percentage of saturation errors per profile

