

GOMOS Level 2 Daily Report

SUMMARY

[1. General Info](#)

[2. Summary of processed GOM_NL_2P products](#)

[3. Level 2 Quality information per product](#)

[3.1 Plot of level 2 quality information per product \(time dependant\)](#)

[3.2 Plot of level 2 quality information per product \(world map\)](#)

[4. Level 1 Quality information per product \(stored on level 2 products\)](#)

[4.1 Plot of level 1 quality information per product \(time dependant\)](#)

[4.1.1 Plot of level 1 quality information per product \(time dependant\): ASCENDING](#)

[4.1.2 Plot of level 1 quality information per product \(time dependant\): DESCENDING](#)

[4.2 Plot of level 1 quality information per product \(world map\)](#)

[4.2.1 Plot of level 1 quality information per product \(world map\): ASCENDING](#)

[4.2.2 Plot of level 1 quality information per product \(world map\): DESCENDING](#)

[5. Ozone profiles based on quality statistics and other trace gas profiles](#)

[5.1 Ozone statistics based on quality of products](#)

[5.2 Plot ozone profiles for all STD \(dark without errors\)](#)

[5.3 Plot ozone profiles where STD < 20% \(dark without errors\)](#)

[5.4. Plot ozone profiles where STD < 10% \(dark without errors\)](#)

[5.5. Plot ozone profiles where STD < 5% \(dark without errors\)](#)

[5.6 Plot NO2 profiles for all STD \(dark without errors\)](#)

[5.7 Plot NO3 profiles for all STD \(dark without errors\)](#)

[5.8 Plot H2O profiles \(only for occultations of stars 1,2,3,4,13,14,16,26,63 dark without errors\) for all STD](#)

[6. Auxiliary Data Files used for the production reported in section 2](#)

This report presents the daily analysis on parameters extracted from GOMOS level 2 data (GOM_NL__2P). It is intended to monitor some important parameters that will impact the quality of these products. A list of level 2 products (and content) that have arrived during the reporting day to the PCF is also given.

Item	Value
Time of report generation	24APR2013 14:57:27
Data source version	GOMOS/6.01
Start time of products	20-06-2011 (20JUN2011 00:00:00)
Stop time of products	21-06-2011 (21JUN2011 00:00:00)
Store outputs in DB	Yes
Nb of level 2 prods	257
Nb of prods with errors	0

2. Summary of processed GOM_NL__2P products.

Nr	Filename	UTC Start time	Limb	Duration	Star Id	Star Name	Star Mag	Star Temp	Nb Meas	Orbit	Prod. error
1	GOM_NL__2PRFIN20110620_000129_000000433103_00361_48651_6212.N1	20-JUN-2011 00:01:29	Bright	42.500	59	55Alp Oph	2.0800	8900.0	85	48651	No
2	GOM_NL__2PRFIN20110620_001127_000000443103_00361_48651_6213.N1	20-JUN-2011 00:11:27	Bright	44.000	5	3Alp Lyr	0.033000	11000.	88	48651	No
3	GOM_NL__2PRFIN20110620_001309_000000383103_00361_48651_6214.N1	20-JUN-2011 00:13:09	Bright	38.000	130	23Bet Dra	2.7990	5800.0	76	48651	No
4	GOM_NL__2PRFIN20110620_002307_000000483103_00361_48651_6215.N1	20-JUN-2011 00:23:07	Bright	47.500	89	5Alp Cep	2.4510	8000.0	95	48651	No
5	GOM_NL__2PRFIN20110620_002953_000000563103_00361_48651_6216.N1	20-JUN-2011 00:29:53	Bright	55.500	74	11Bet Cas	2.2680	6600.0	111	48651	No
6	GOM_NL__2PRFIN20110620_003122_000000493103_00361_48651_6217.N1	20-JUN-2011 00:31:22	Bright	48.500	68	18Alp Cas	2.2250	4500.0	97	48651	No
7	GOM_NL__2PRFIN20110620_003650_000000423103_00361_48651_6218.N1	20-JUN-2011 00:36:50	Bright	41.500	73	57Gam1And	2.2600	13100.	83	48651	No
8	GOM_NL__2PRFIN20110620_003913_000000633103_00361_48651_6219.N1	20-JUN-2011 00:39:13	Twilight	62.500	53	43Bet And	2.0480	3300.0	125	48651	No
9	GOM_NL__2PRFIN20110620_004256_000000503103_00361_48651_6220.N1	20-JUN-2011 00:42:56	Twilight	49.500	50	13Alp Ari	2.0070	4250.0	99	48651	No
10	GOM_NL__2PRFIN20110620_010528_000000453103_00361_48651_6221.N1	20-JUN-2011 01:05:28	Dark	44.500	84	Alp Phe	2.3970	4500.0	89	48651	No
11	GOM_NL__2PRFIN20110620_011151_000000503103_00362_48652_6215.N1	20-JUN-2011 01:11:51	Dark	50.000	63	Bet Gru	2.1500	2800.0	100	48652	No
12	GOM_NL__2PRFIN20110620_011353_000000483103_00362_48652_6216.N1	20-JUN-2011 01:13:53	Straylight	48.000	31	Alp Gru	1.7340	15200.	96	48652	No
13	GOM_NL__2PRFIN20110620_011716_000000423103_00362_48652_6217.N1	20-JUN-2011 01:17:16	Straylight	41.500	45	Alp Pav	1.9400	26000.	83	48652	No
14	GOM_NL__2PRFIN20110620_012636_000000493103_00362_48652_6218.N1	20-JUN-2011 01:26:36	Twilight	49.000	38	20Eps Sgr	1.8360	11000.	98	48652	No
15	GOM_NL__2PRFIN20110620_012803_000000503103_00362_48652_6219.N1	20-JUN-2011 01:28:03	Twilight	50.000	116	19Del Sgr	2.7000	4100.0	100	48652	No
16	GOM_NL__2PRFIN20110620_013013_000000543103_00362_48652_6220.N1	20-JUN-2011 01:30:13	Bright	53.500	155	41Pi Sgr	2.9000	6600.0	107	48652	No
17	GOM_NL__2PRFIN20110620_013916_000000443103_00362_48652_6221.N1	20-JUN-2011 01:39:16	Bright	43.500	126	60Bet Oph	2.7700	4250.0	87	48652	No
18	GOM_NL__2PRFIN20110620_014142_000000403103_00362_48652_6222.N1	20-JUN-2011 01:41:42	Bright	40.000	59	55Alp Oph	2.0800	8900.0	80	48652	No
19	GOM_NL__2PRFIN20110620_015140_000000453103_00362_48652_6223.N1	20-JUN-2011 01:51:40	Bright	45.000	5	3Alp Lyr	0.033000	11000.	90	48652	No
20	GOM_NL__2PRFIN20110620_015322_000000413103_00362_48652_6224.N1	20-JUN-2011 01:53:22	Bright	40.500	130	23Bet Dra	2.7990	5800.0	81	48652	No
21	GOM_NL__2PRFIN20110620_020320_000000483103_00362_48652_6225.N1	20-JUN-2011 02:03:20	Bright	47.500	89	5Alp Cep	2.4510	8000.0	95	48652	No
22	GOM_NL__2PRFIN20110620_021007_000000453103_00362_48652_6226.N1	20-JUN-2011 02:10:07	Bright	44.500	74	11Bet Cas	2.2680	6600.0	89	48652	No
23	GOM_NL__2PRFIN20110620_021135_000000653103_00362_48652_6227.N1	20-JUN-2011 02:11:35	Bright	65.000	68	18Alp Cas	2.2250	4500.0	130	48652	No
24	GOM_NL__2PRFIN20110620_021705_000000423103_00362_48652_6228.N1	20-JUN-2011 02:17:05	Bright	41.500	73	57Gam1And	2.2600	13100.	83	48652	No
25	GOM_NL__2PRFIN20110620_021927_000000623103_00362_48652_6229.N1	20-JUN-2011 02:19:27	Twilight	61.500	53	43Bet And	2.0480	3300.0	123	48652	No
26	GOM_NL__2PRFIN20110620_022310_000000483103_00362_48652_6230.N1	20-JUN-2011 02:23:10	Twilight	48.000	50	13Alp Ari	2.0070	4250.0	96	48652	No
27	GOM_NL__2PRFIN20110620_023952_000000593103_00362_48652_6231.N1	20-JUN-2011 02:39:52	Dark	59.000	52	16Bet Cet	2.0370	4500.0	118	48652	No
28	GOM_NL__2PRFIN20110620_024543_000000563103_00362_48652_6232.N1	20-JUN-2011 02:45:43	Dark	56.000	84	Alp Phe	2.3970	4500.0	112	48652	No
29	GOM_NL__2PRFIN20110620_025206_000000493103_00363_48653_6227.N1	20-JUN-2011 02:52:06	Dark	49.000	63	Bet Gru	2.1500	2800.0	98	48653	No
30	GOM_NL__2PRFIN20110620_025408_000000513103_00363_48653_6228.N1	20-JUN-2011 02:54:08	Straylight	50.500	31	Alp Gru	1.7340	15200.	101	48653	No
31	GOM_NL__2PRFIN20110620_025730_000000433103_00363_48653_6229.N1	20-JUN-2011 02:57:30	Straylight	43.000	45	Alp Pav	1.9400	26000.	86	48653	No
32	GOM_NL__2PRFIN20110620_030651_000000483103_00363_48653_6230.N1	20-JUN-2011 03:06:51	Twilight	48.000	38	20Eps Sgr	1.8360	11000.	96	48653	No
33	GOM_NL__2PRFIN20110620_030817_000000473103_00363_48653_6231.N1	20-JUN-2011 03:08:17	Twilight	46.500	116	19Del Sgr	2.7000	4100.0	93	48653	No
34	GOM_NL__2PRFIN20110620_031028_000000523103_00363_48653_6232.N1	20-JUN-2011 03:10:28	Bright	51.500	155	41Pi Sgr	2.9000	6600.0	103	48653	No
35	GOM_NL__2PRFIN20110620_031930_000000423103_00363_48653_6233.N1	20-JUN-2011 03:19:30	Bright	42.000	126	60Bet Oph	2.7700	4250.0	84	48653	No
36	GOM_NL__2PRFIN20110620_032156_000000423103_00363_48653_6234.N1	20-JUN-2011 03:21:56	Bright	41.500	59	55Alp Oph	2.0800	8900.0	83	48653	No
37	GOM_NL__2PRFIN20110620_033154_000000493103_00363_48653_6235.N1	20-JUN-2011 03:31:54	Bright	48.500	5	3Alp Lyr	0.033000	11000.	97	48653	No
38	GOM_NL__2PRFIN20110620_033336_000000373103_00363_48653_6236.N1	20-JUN-2011 03:33:36	Bright	37.000	130	23Bet Dra	2.7990	5800.0	74	48653	No
39	GOM_NL__2PRFIN20110620_034333_000000493103_00363_48653_6237.N1	20-JUN-2011 03:43:33	Bright	48.500	89	5Alp Cep	2.4510	8000.0	97	48653	No
40	GOM_NL__2PRFIN20110620_035020_000000463103_00363_48653_6238.N1	20-JUN-2011 03:50:20	Bright	46.000	74	11Bet Cas	2.2680	6600.0	92	48653	No
41	GOM_NL__2PRFIN20110620_035149_000000473103_00363_48653_6239.N1	20-JUN-2011 03:51:49	Bright	47.000	68	18Alp Cas	2.2250	4500.0	94	48653	No
42	GOM_NL__2PRFIN20110620_035718_000000443103_00363_48653_6240.N1	20-JUN-2011 03:57:18	Bright	43.500	73	57Gam1And	2.2600	13100.	87	48653	No

43	GOM_NL__2PRFIN20110620_035941_000000583103_00363_48653_6241.N1	20-JUN-2011 03:59:41	Twilight	57.500	53	43Bet And	2.0480	3300.0	115	48653	No
44	GOM_NL__2PRFIN20110620_040324_000000503103_00363_48653_6242.N1	20-JUN-2011 04:03:24	Twilight	49.500	50	13Alp Ari	2.0070	4250.0	99	48653	No
45	GOM_NL__2PRFIN20110620_042007_000000613103_00363_48653_6243.N1	20-JUN-2011 04:20:07	Dark	60.500	52	16Bet Cet	2.0370	4500.0	121	48653	No
46	GOM_NL__2PRFIN20110620_042558_000000463103_00363_48653_6244.N1	20-JUN-2011 04:25:58	Dark	46.000	84	Alp Phe	2.3970	4500.0	92	48653	No
47	GOM_NL__2PRFIN20110620_043221_000000543103_00364_48654_6257.N1	20-JUN-2011 04:32:21	Dark	54.000	63	Bet Gru	2.1500	2800.0	108	48654	No
48	GOM_NL__2PRFIN20110620_043423_000000513103_00364_48654_6258.N1	20-JUN-2011 04:34:23	Straylight	51.000	31	Alp Gru	1.7340	15200.	102	48654	No
49	GOM_NL__2PRFIN20110620_043745_000000453103_00364_48654_6259.N1	20-JUN-2011 04:37:45	Straylight	45.000	45	Alp Pav	1.9400	26000.	90	48654	No
50	GOM_NL__2PRFIN20110620_044705_000000483103_00364_48654_6260.N1	20-JUN-2011 04:47:05	Twilight	47.500	38	20Eps Sgr	1.8360	11000.	95	48654	No
51	GOM_NL__2PRFIN20110620_044831_000000523103_00364_48654_6261.N1	20-JUN-2011 04:48:31	Twilight	52.000	116	19Del Sgr	2.7000	4100.0	104	48654	No
52	GOM_NL__2PRFIN20110620_045042_000000533103_00364_48654_6262.N1	20-JUN-2011 04:50:42	Bright	52.500	155	41Pi Sgr	2.9000	6600.0	105	48654	No
53	GOM_NL__2PRFIN20110620_045944_000000433103_00364_48654_6263.N1	20-JUN-2011 04:59:44	Bright	43.000	126	60Bet Oph	2.7700	4250.0	86	48654	No
54	GOM_NL__2PRFIN20110620_050210_000000423103_00364_48654_6264.N1	20-JUN-2011 05:02:10	Bright	42.000	59	55Alp Oph	2.0800	8900.0	84	48654	No
55	GOM_NL__2PRFIN20110620_051207_000000533103_00364_48654_6265.N1	20-JUN-2011 05:12:07	Bright	53.000	5	3Alp Lyr	0.033000	11000.	106	48654	No
56	GOM_NL__2PRFIN20110620_051350_000000423103_00364_48654_6266.N1	20-JUN-2011 05:13:50	Bright	41.500	130	23Bet Dra	2.7990	5800.0	83	48654	No
57	GOM_NL__2PRFIN20110620_052346_000000483103_00364_48654_6267.N1	20-JUN-2011 05:23:46	Bright	48.000	89	5Alp Cep	2.4510	8000.0	96	48654	No
58	GOM_NL__2PRFIN20110620_053033_000000473103_00364_48654_6268.N1	20-JUN-2011 05:30:33	Bright	47.000	74	11Bet Cas	2.2680	6600.0	94	48654	No
59	GOM_NL__2PRFIN20110620_053203_000000463103_00364_48654_6269.N1	20-JUN-2011 05:32:03	Bright	46.000	68	18Alp Cas	2.2250	4500.0	92	48654	No
60	GOM_NL__2PRFIN20110620_053733_000000423103_00364_48654_6270.N1	20-JUN-2011 05:37:33	Bright	42.000	73	57Gam1And	2.2600	13100.	84	48654	No
61	GOM_NL__2PRFIN20110620_053955_000000573103_00364_48654_6271.N1	20-JUN-2011 05:39:55	Twilight	56.500	53	43Bet And	2.0480	3300.0	113	48654	No
62	GOM_NL__2PRFIN20110620_054338_000000503103_00364_48654_6272.N1	20-JUN-2011 05:43:38	Twilight	49.500	50	13Alp Ari	2.0070	4250.0	99	48654	No
63	GOM_NL__2PRFIN20110620_060023_000000603103_00364_48654_6273.N1	20-JUN-2011 06:00:23	Dark	60.000	52	16Bet Cet	2.0370	4500.0	120	48654	No
64	GOM_NL__2PRFIN20110620_060613_000000563103_00364_48654_6274.N1	20-JUN-2011 06:06:13	Dark	56.000	84	Alp Phe	2.3970	4500.0	112	48654	No
65	GOM_NL__2PRFIN20110620_061236_000000573103_00365_48655_6268.N1	20-JUN-2011 06:12:36	Dark	56.500	63	Bet Gru	2.1500	2800.0	113	48655	No
66	GOM_NL__2PRFIN20110620_061438_000000493103_00365_48655_6269.N1	20-JUN-2011 06:14:38	Straylight	48.500	31	Alp Gru	1.7340	15200.	97	48655	No
67	GOM_NL__2PRFIN20110620_061759_000000413103_00365_48655_6270.N1	20-JUN-2011 06:17:59	Straylight	41.000	45	Alp Pav	1.9400	26000.	82	48655	No
68	GOM_NL__2PRFIN20110620_062719_000000463103_00365_48655_6271.N1	20-JUN-2011 06:27:19	Twilight	46.000	38	20Eps Sgr	1.8360	11000.	92	48655	No
69	GOM_NL__2PRFIN20110620_062846_000000493103_00365_48655_6272.N1	20-JUN-2011 06:28:46	Twilight	49.000	116	19Del Sgr	2.7000	4100.0	98	48655	No
70	GOM_NL__2PRFIN20110620_063056_000000533103_00365_48655_6273.N1	20-JUN-2011 06:30:56	Bright	52.500	155	41Pi Sgr	2.9000	6600.0	105	48655	No
71	GOM_NL__2PRFIN20110620_063958_000000413103_00365_48655_6274.N1	20-JUN-2011 06:39:58	Bright	41.000	126	60Bet Oph	2.7700	4250.0	82	48655	No
72	GOM_NL__2PRFIN20110620_064223_000000413103_00365_48655_6275.N1	20-JUN-2011 06:42:23	Bright	41.000	59	55Alp Oph	2.0800	8900.0	82	48655	No
73	GOM_NL__2PRFIN20110620_065220_000000533103_00365_48655_6276.N1	20-JUN-2011 06:52:20	Bright	53.000	5	3Alp Lyr	0.033000	11000.	106	48655	No
74	GOM_NL__2PRFIN20110620_065404_000000403103_00365_48655_6277.N1	20-JUN-2011 06:54:04	Bright	39.500	130	23Bet Dra	2.7990	5800.0	79	48655	No
75	GOM_NL__2PRFIN20110620_070400_000000473103_00365_48655_6278.N1	20-JUN-2011 07:04:00	Bright	47.000	89	5Alp Cep	2.4510	8000.0	94	48655	No
76	GOM_NL__2PRFIN20110620_071047_000000473103_00365_48655_6279.N1	20-JUN-2011 07:10:47	Bright	46.500	74	11Bet Cas	2.2680	6600.0	93	48655	No
77	GOM_NL__2PRFIN20110620_071216_000000453103_00365_48655_6280.N1	20-JUN-2011 07:12:16	Bright	45.000	68	18Alp Cas	2.2250	4500.0	90	48655	No
78	GOM_NL__2PRFIN20110620_071746_000000593103_00365_48655_6281.N1	20-JUN-2011 07:17:46	Bright	59.000	73	57Gam1And	2.2600	13100.	118	48655	No
79	GOM_NL__2PRFIN20110620_072009_000000693103_00365_48655_6282.N1	20-JUN-2011 07:20:09	Twilight	69.000	53	43Bet And	2.0480	3300.0	138	48655	No
80	GOM_NL__2PRFIN20110620_072353_000000513103_00365_48655_6283.N1	20-JUN-2011 07:23:53	Twilight	50.500	50	13Alp Ari	2.0070	4250.0	101	48655	No
81	GOM_NL__2PRFIN20110620_074038_000000603103_00365_48655_6284.N1	20-JUN-2011 07:40:38	Dark	60.000	52	16Bet Cet	2.0370	4500.0	120	48655	No
82	GOM_NL__2PRFIN20110620_074628_000000563103_00365_48655_6285.N1	20-JUN-2011 07:46:28	Dark	55.500	84	Alp Phe	2.3970	4500.0	111	48655	No
83	GOM_NL__2PRFIN20110620_075251_000000603103_00366_48656_6319.N1	20-JUN-2011 07:52:51	Dark	60.000	63	Bet Gru	2.1500	2800.0	120	48656	No
84	GOM_NL__2PRFIN20110620_075453_000000493103_00366_48656_6320.N1	20-JUN-2011 07:54:53	Straylight	49.000	31	Alp Gru	1.7340	15200.	98	48656	No
85	GOM_NL__2PRFIN20110620_075814_000000453103_00366_48656_6321.N1	20-JUN-2011 07:58:14	Straylight	44.500	45	Alp Pav	1.9400	26000.	89	48656	No
86	GOM_NL__2PRFIN20110620_080734_000000503103_00366_48656_6322.N1	20-JUN-2011 08:07:34	Twilight	49.500	38	20Eps Sgr	1.8360	11000.	99	48656	No
87	GOM_NL__2PRFIN20110620_080900_000000483103_00366_48656_6323.N1	20-JUN-2011 08:09:00	Twilight	47.500	116	19Del Sgr	2.7000	4100.0	95	48656	No
88	GOM_NL__2PRFIN20110620_081111_000000523103_00366_48656_6324.N1	20-JUN-2011 08:11:11	Bright	52.000	155	41Pi Sgr	2.9000	6600.0	104	48656	No
89	GOM_NL__2PRFIN20110620_082012_000000413103_00366_48656_6325.N1	20-JUN-2011 08:20:12	Bright	40.500	126	60Bet Oph	2.7700	4250.0	81	48656	No
90	GOM_NL__2PRFIN20110620_082237_000000423103_00366_48656_6326.N1	20-JUN-2011 08:22:37	Bright	41.500	59	55Alp Oph	2.0800	8900.0	83	48656	No
91	GOM_NL__2PRFIN20110620_083234_000000513103_00366_48656_6327.N1	20-JUN-2011 08:32:34	Bright	50.500	5	3Alp Lyr	0.033000	11000.	101	48656	No
92	GOM_NL__2PRFIN20110620_083417_000000413103_00366_48656_6328.N1	20-JUN-2011 08:34:17	Bright	40.500	130	23Bet Dra	2.7990	5800.0	81	48656	No
93	GOM_NL__2PRFIN20110620_084413_000000453103_00366_48656_6329.N1	20-JUN-2011 08:44:13	Bright	44.500	89	5Alp Cep	2.4510	8000.0	89	48656	No
94	GOM_NL__2PRFIN20110620_085101_000000463103_00366_48656_6330.N1	20-JUN-2011 08:51:01	Bright	45.500	74	11Bet Cas	2.2680	6600.0	91	48656	No
95	GOM_NL__2PRFIN20110620_085230_000000463103_00366_48656_6331.N1	20-JUN-2011 08:52:30	Bright	45.500	68	18Alp Cas	2.2250	4500.0	91	48656	No
96	GOM_NL__2PRFIN20110620_085801_000000443103_00366_48656_6332.N1	20-JUN-2011 08:58:01	Bright	43.500	73	57Gam1And	2.2600	13100.	87	48656	No
97	GOM_NL__2PRFIN20110620_090023_000000603103_00366_48656_6333.N1	20-JUN-2011 09:00:23	Twilight	59.500	53	43Bet And	2.0480	3300.0	119	48656	No
98	GOM_NL__2PRFIN20110620_090407_000000523103_00366_48656_6334.N1	20-JUN-2011 09:04:07	Twilight	51.500	50	13Alp Ari	2.0070	4250.0	103	48656	No
99	GOM_NL__2PRFIN20110620_092053_000000663103_00366_48656_6335.N1	20-JUN-2011 09:20:53	Dark	66.000	52	16Bet Cet	2.0370	4500.0	132	48656	No
100	GOM_NL__2PRFIN20110620_092643_000000473103_00366_48656_6336.N1	20-JUN-2011 09:26:43	Dark	46.500	84	Alp Phe	2.3970	4500.0	93	48656	No
101	GOM_NL__2PRFIN20110620_093306_000000643103_00367_48657_6359.N1	20-JUN-2011 09:33:06	Dark	64.000	63	Bet Gru	2.1500	2800.0	128	48657	No

102	GOM_NL__2PRFIN20110620_093508_000000513103_00367_48657_6360.N1	20-JUN-2011 09:35:08	Straylight	50.500	31	Alp Gru	1.7340	15200.	101	48657	No
103	GOM_NL__2PRFIN20110620_093829_000000443103_00367_48657_6361.N1	20-JUN-2011 09:38:29	Straylight	43.500	45	Alp Pav	1.9400	26000.	87	48657	No
104	GOM_NL__2PRFIN20110620_094748_000000483103_00367_48657_6362.N1	20-JUN-2011 09:47:48	Twilight	47.500	38	20Eps Sgr	1.8360	11000.	95	48657	No
105	GOM_NL__2PRFIN20110620_094914_000000473103_00367_48657_6363.N1	20-JUN-2011 09:49:14	Twilight	47.000	116	19Del Sgr	2.7000	4100.0	94	48657	No
106	GOM_NL__2PRFIN20110620_095125_000000523103_00367_48657_6364.N1	20-JUN-2011 09:51:25	Bright	52.000	155	41Pi Sgr	2.9000	6600.0	104	48657	No
107	GOM_NL__2PRFIN20110620_100026_000000413103_00367_48657_6365.N1	20-JUN-2011 10:00:26	Bright	41.000	126	60Bet Oph	2.7700	4250.0	82	48657	No
108	GOM_NL__2PRFIN20110620_100251_000000443103_00367_48657_6366.N1	20-JUN-2011 10:02:51	Bright	44.000	59	55Alp Oph	2.0800	8900.0	88	48657	No
109	GOM_NL__2PRFIN20110620_101247_000000513103_00367_48657_6367.N1	20-JUN-2011 10:12:47	Bright	51.000	5	3Alp Lyr	0.033000	11000.	102	48657	No
110	GOM_NL__2PRFIN20110620_101431_000000413103_00367_48657_6368.N1	20-JUN-2011 10:14:31	Bright	41.000	130	23Bet Dra	2.7990	5800.0	82	48657	No
111	GOM_NL__2PRFIN20110620_102426_000000493103_00367_48657_6369.N1	20-JUN-2011 10:24:26	Bright	48.500	89	5Alp Cep	2.4510	8000.0	97	48657	No
112	GOM_NL__2PRFIN20110620_103114_000000483103_00367_48657_6370.N1	20-JUN-2011 10:31:14	Bright	47.500	74	11Bet Cas	2.2680	6600.0	95	48657	No
113	GOM_NL__2PRFIN20110620_103244_000000433103_00367_48657_6371.N1	20-JUN-2011 10:32:44	Bright	43.000	68	18Alp Cas	2.2250	4500.0	86	48657	No
114	GOM_NL__2PRFIN20110620_103814_000000433103_00367_48657_6372.N1	20-JUN-2011 10:38:14	Bright	43.000	73	57Gam1And	2.2600	13100.	86	48657	No
115	GOM_NL__2PRFIN20110620_104037_000000593103_00367_48657_6373.N1	20-JUN-2011 10:40:37	Twilight	59.000	53	43Bet And	2.0480	3300.0	118	48657	No
116	GOM_NL__2PRFIN20110620_104421_000000513103_00367_48657_6374.N1	20-JUN-2011 10:44:21	Twilight	50.500	50	13Alp Ari	2.0070	4250.0	101	48657	No
117	GOM_NL__2PRFIN20110620_110108_000000593103_00367_48657_6375.N1	20-JUN-2011 11:01:08	Dark	58.500	52	16Bet Cet	2.0370	4500.0	117	48657	No
118	GOM_NL__2PRFIN20110620_110658_000000463103_00367_48657_6376.N1	20-JUN-2011 11:06:58	Dark	46.000	84	Alp Phe	2.3970	4500.0	92	48657	No
119	GOM_NL__2PRFIN20110620_111321_000000523103_00368_48658_6395.N1	20-JUN-2011 11:13:21	Dark	52.000	63	Bet Gru	2.1500	2800.0	104	48658	No
120	GOM_NL__2PRFIN20110620_111523_000000503103_00368_48658_6396.N1	20-JUN-2011 11:15:23	Straylight	50.000	31	Alp Gru	1.7340	15200.	100	48658	No
121	GOM_NL__2PRFIN20110620_111843_000000443103_00368_48658_6397.N1	20-JUN-2011 11:18:43	Straylight	44.000	45	Alp Pav	1.9400	26000.	88	48658	No
122	GOM_NL__2PRFIN20110620_112802_000000463103_00368_48658_6398.N1	20-JUN-2011 11:28:02	Twilight	46.000	38	20Eps Sgr	1.8360	11000.	92	48658	No
123	GOM_NL__2PRFIN20110620_112929_000000473103_00368_48658_6399.N1	20-JUN-2011 11:29:29	Twilight	47.000	116	19Del Sgr	2.7000	4100.0	94	48658	No
124	GOM_NL__2PRFIN20110620_113139_000000523103_00368_48658_6400.N1	20-JUN-2011 11:31:39	Bright	51.500	155	41Pi Sgr	2.9000	6600.0	103	48658	No
125	GOM_NL__2PRFIN20110620_114040_000000403103_00368_48658_6401.N1	20-JUN-2011 11:40:40	Bright	40.000	126	60Bet Oph	2.7700	4250.0	80	48658	No
126	GOM_NL__2PRFIN20110620_114305_000000393103_00368_48658_6402.N1	20-JUN-2011 11:43:05	Bright	39.000	59	55Alp Oph	2.0800	8900.0	78	48658	No
127	GOM_NL__2PRFIN20110620_115300_000000493103_00368_48658_6403.N1	20-JUN-2011 11:53:00	Bright	49.000	5	3Alp Lyr	0.033000	11000.	98	48658	No
128	GOM_NL__2PRFIN20110620_115445_000000513103_00368_48658_6404.N1	20-JUN-2011 11:54:45	Bright	51.000	130	23Bet Dra	2.7990	5800.0	102	48658	No
129	GOM_NL__2PRFIN20110620_120439_000000483103_00368_48658_6405.N1	20-JUN-2011 12:04:39	Bright	48.000	89	5Alp Cep	2.4510	8000.0	96	48658	No
130	GOM_NL__2PRFIN20110620_121128_000000673103_00368_48658_6406.N1	20-JUN-2011 12:11:28	Bright	67.000	74	11Bet Cas	2.2680	6600.0	134	48658	No
131	GOM_NL__2PRFIN20110620_121257_000000653103_00368_48658_6407.N1	20-JUN-2011 12:12:57	Bright	65.000	68	18Alp Cas	2.2250	4500.0	130	48658	No
132	GOM_NL__2PRFIN20110620_121829_000000433103_00368_48658_6408.N1	20-JUN-2011 12:18:29	Bright	43.000	73	57Gam1And	2.2600	13100.	86	48658	No
133	GOM_NL__2PRFIN20110620_122051_000000643103_00368_48658_6409.N1	20-JUN-2011 12:20:51	Twilight	64.000	53	43Bet And	2.0480	3300.0	128	48658	No
134	GOM_NL__2PRFIN20110620_122435_000000513103_00368_48658_6410.N1	20-JUN-2011 12:24:35	Twilight	51.000	50	13Alp Ari	2.0070	4250.0	102	48658	No
135	GOM_NL__2PRFIN20110620_124123_000000613103_00368_48658_6411.N1	20-JUN-2011 12:41:23	Dark	61.000	52	16Bet Cet	2.0370	4500.0	122	48658	No
136	GOM_NL__2PRFIN20110620_124712_000000473103_00368_48658_6412.N1	20-JUN-2011 12:47:12	Dark	46.500	84	Alp Phe	2.3970	4500.0	93	48658	No
137	GOM_NL__2PRFIN20110620_125335_000000523103_00369_48659_6426.N1	20-JUN-2011 12:53:35	Dark	52.000	63	Bet Gru	2.1500	2800.0	104	48659	No
138	GOM_NL__2PRFIN20110620_125538_000000513103_00369_48659_6427.N1	20-JUN-2011 12:55:38	Straylight	51.000	31	Alp Gru	1.7340	15200.	102	48659	No
139	GOM_NL__2PRFIN20110620_125857_000000453103_00369_48659_6428.N1	20-JUN-2011 12:58:57	Straylight	45.000	45	Alp Pav	1.9400	26000.	90	48659	No
140	GOM_NL__2PRFIN20110620_130817_000000473103_00369_48659_6429.N1	20-JUN-2011 13:08:17	Twilight	46.500	38	20Eps Sgr	1.8360	11000.	93	48659	No
141	GOM_NL__2PRFIN20110620_130943_000000453103_00369_48659_6430.N1	20-JUN-2011 13:09:43	Twilight	44.500	116	19Del Sgr	2.7000	4100.0	89	48659	No
142	GOM_NL__2PRFIN20110620_131153_000000513103_00369_48659_6431.N1	20-JUN-2011 13:11:53	Bright	50.500	155	41Pi Sgr	2.9000	6600.0	101	48659	No
143	GOM_NL__2PRFIN20110620_132053_000000423103_00369_48659_6432.N1	20-JUN-2011 13:20:53	Bright	41.500	126	60Bet Oph	2.7700	4250.0	83	48659	No
144	GOM_NL__2PRFIN20110620_132319_000000413103_00369_48659_6433.N1	20-JUN-2011 13:23:19	Bright	41.000	59	55Alp Oph	2.0800	8900.0	82	48659	No
145	GOM_NL__2PRFIN20110620_133313_000000453103_00369_48659_6434.N1	20-JUN-2011 13:33:13	Bright	45.000	5	3Alp Lyr	0.033000	11000.	90	48659	No
146	GOM_NL__2PRFIN20110620_133458_000000423103_00369_48659_6435.N1	20-JUN-2011 13:34:58	Bright	41.500	130	23Bet Dra	2.7990	5800.0	83	48659	No
147	GOM_NL__2PRFIN20110620_134453_000000483103_00369_48659_6436.N1	20-JUN-2011 13:44:53	Bright	48.000	89	5Alp Cep	2.4510	8000.0	96	48659	No
148	GOM_NL__2PRFIN20110620_135141_000000583103_00369_48659_6437.N1	20-JUN-2011 13:51:41	Bright	58.000	74	11Bet Cas	2.2680	6600.0	116	48659	No
149	GOM_NL__2PRFIN20110620_135311_000000473103_00369_48659_6438.N1	20-JUN-2011 13:53:11	Bright	47.000	68	18Alp Cas	2.2250	4500.0	94	48659	No
150	GOM_NL__2PRFIN20110620_135843_000000433103_00369_48659_6439.N1	20-JUN-2011 13:58:43	Bright	42.500	73	57Gam1And	2.2600	13100.	85	48659	No
151	GOM_NL__2PRFIN20110620_140105_000000623103_00369_48659_6440.N1	20-JUN-2011 14:01:05	Twilight	62.000	53	43Bet And	2.0480	3300.0	124	48659	No
152	GOM_NL__2PRFIN20110620_140450_000000493103_00369_48659_6441.N1	20-JUN-2011 14:04:50	Twilight	49.000	50	13Alp Ari	2.0070	4250.0	98	48659	No
153	GOM_NL__2PRFIN20110620_142139_000000633103_00369_48659_6442.N1	20-JUN-2011 14:21:39	Dark	62.500	52	16Bet Cet	2.0370	4500.0	125	48659	No
154	GOM_NL__2PRFIN20110620_142727_000000493103_00369_48659_6443.N1	20-JUN-2011 14:27:27	Dark	48.500	84	Alp Phe	2.3970	4500.0	97	48659	No
155	GOM_NL__2PRFIN20110620_143350_000000533103_00370_48660_6471.N1	20-JUN-2011 14:33:50	Dark	53.000	63	Bet Gru	2.1500	2800.0	106	48660	No
156	GOM_NL__2PRFIN20110620_143553_000000513103_00370_48660_6472.N1	20-JUN-2011 14:35:53	Straylight	51.000	31	Alp Gru	1.7340	15200.	102	48660	No
157	GOM_NL__2PRFIN20110620_143912_000000433103_00370_48660_6473.N1	20-JUN-2011 14:39:12	Straylight	43.000	45	Alp Pav	1.9400	26000.	86	48660	No
158	GOM_NL__2PRFIN20110620_144831_000000483103_00370_48660_6474.N1	20-JUN-2011 14:48:31	Twilight	47.500	38	20Eps Sgr	1.8360	11000.	95	48660	No
159	GOM_NL__2PRFIN20110620_144957_000000493103_00370_48660_6475.N1	20-JUN-2011 14:49:57	Twilight	48.500	116	19Del Sgr	2.7000	4100.0	97	48660	No
160	GOM_NL__2PRFIN20110620_145207_000000533103_00370_48660_6476.N1	20-JUN-2011 14:52:07	Bright	52.500	155	41Pi Sgr	2.9000	6600.0	105	48660	No

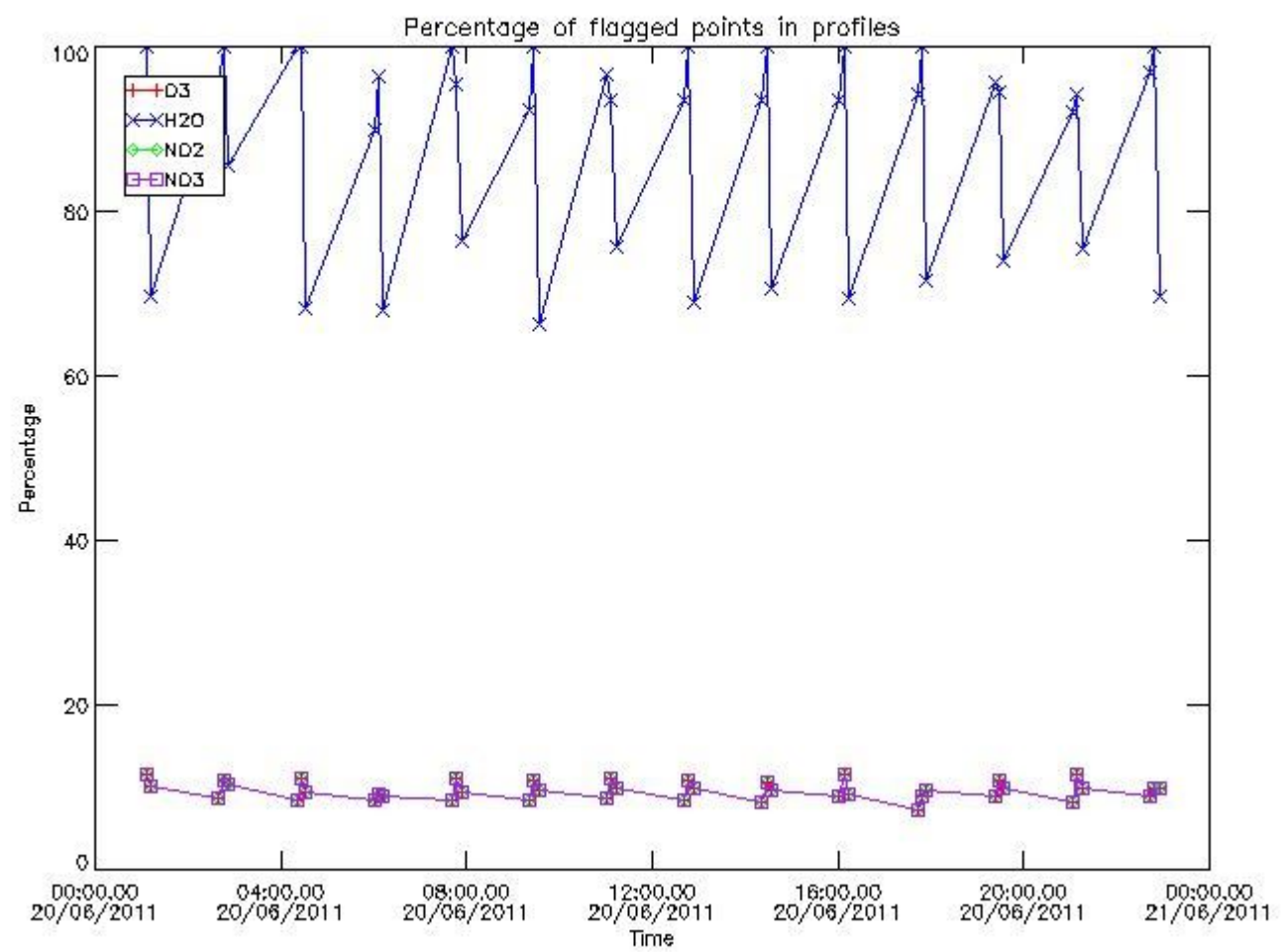
161	GOM_NL__2PRFIN20110620_150107_000000413103_00370_48660_6477.N1	20-JUN-2011 15:01:07	Bright	41.000	126	60Bet Oph	2.7700	4250.0	82	48660	No
162	GOM_NL__2PRFIN20110620_150333_000000423103_00370_48660_6478.N1	20-JUN-2011 15:03:33	Bright	42.000	59	55Alp Oph	2.0800	8900.0	84	48660	No
163	GOM_NL__2PRFIN20110620_151327_000000513103_00370_48660_6479.N1	20-JUN-2011 15:13:27	Bright	51.000	5	3Alp Lyr	0.033000	11000.	102	48660	No
164	GOM_NL__2PRFIN20110620_151512_000000413103_00370_48660_6480.N1	20-JUN-2011 15:15:12	Bright	40.500	130	23Bet Dra	2.7990	5800.0	81	48660	No
165	GOM_NL__2PRFIN20110620_152506_000000463103_00370_48660_6481.N1	20-JUN-2011 15:25:06	Bright	45.500	89	5Alp Cep	2.4510	8000.0	91	48660	No
166	GOM_NL__2PRFIN20110620_153155_000000673103_00370_48660_6482.N1	20-JUN-2011 15:31:55	Bright	67.000	74	11Bet Cas	2.2680	6600.0	134	48660	No
167	GOM_NL__2PRFIN20110620_153325_000000553103_00370_48660_6483.N1	20-JUN-2011 15:33:25	Bright	54.500	68	18Alp Cas	2.2250	4500.0	109	48660	No
168	GOM_NL__2PRFIN20110620_153856_000000433103_00370_48660_6484.N1	20-JUN-2011 15:38:56	Bright	42.500	73	57Gam1And	2.2600	13100.	85	48660	No
169	GOM_NL__2PRFIN20110620_154119_000000643103_00370_48660_6485.N1	20-JUN-2011 15:41:19	Twi_and_stray	63.500	53	43Bet And	2.0480	3300.0	127	48660	No
170	GOM_NL__2PRFIN20110620_154504_000000523103_00370_48660_6486.N1	20-JUN-2011 15:45:04	Twilight	51.500	50	13Alp Ari	2.0070	4250.0	103	48660	No
171	GOM_NL__2PRFIN20110620_160154_000000633103_00370_48660_6487.N1	20-JUN-2011 16:01:54	Dark	63.000	52	16Bet Cet	2.0370	4500.0	126	48660	No
172	GOM_NL__2PRFIN20110620_160742_000000453103_00370_48660_6488.N1	20-JUN-2011 16:07:42	Dark	44.500	84	Alp Phe	2.3970	4500.0	89	48660	No
173	GOM_NL__2PRFIN20110620_161406_000000563103_00371_48661_6505.N1	20-JUN-2011 16:14:06	Dark	56.000	63	Bet Gru	2.1500	2800.0	112	48661	No
174	GOM_NL__2PRFIN20110620_161608_000000523103_00371_48661_6506.N1	20-JUN-2011 16:16:08	Straylight	52.000	31	Alp Gru	1.7340	15200.	104	48661	No
175	GOM_NL__2PRFIN20110620_161927_000000433103_00371_48661_6507.N1	20-JUN-2011 16:19:27	Straylight	43.000	45	Alp Pav	1.9400	26000.	86	48661	No
176	GOM_NL__2PRFIN20110620_162845_000000473103_00371_48661_6508.N1	20-JUN-2011 16:28:45	Twi_and_stray	47.000	38	20Eps Sgr	1.8360	11000.	94	48661	No
177	GOM_NL__2PRFIN20110620_163012_000000453103_00371_48661_6509.N1	20-JUN-2011 16:30:12	Twi_and_stray	44.500	116	19Del Sgr	2.7000	4100.0	89	48661	No
178	GOM_NL__2PRFIN20110620_163222_000000533103_00371_48661_6510.N1	20-JUN-2011 16:32:22	Bright	53.000	155	41Pi Sgr	2.9000	6600.0	106	48661	No
179	GOM_NL__2PRFIN20110620_164121_000000413103_00371_48661_6511.N1	20-JUN-2011 16:41:21	Bright	40.500	126	60Bet Oph	2.7700	4250.0	81	48661	No
180	GOM_NL__2PRFIN20110620_164346_000000413103_00371_48661_6512.N1	20-JUN-2011 16:43:46	Bright	41.000	59	55Alp Oph	2.0800	8900.0	82	48661	No
181	GOM_NL__2PRFIN20110620_165340_000000513103_00371_48661_6513.N1	20-JUN-2011 16:53:40	Bright	51.000	5	3Alp Lyr	0.033000	11000.	102	48661	No
182	GOM_NL__2PRFIN20110620_165526_000000413103_00371_48661_6514.N1	20-JUN-2011 16:55:26	Bright	40.500	130	23Bet Dra	2.7990	5800.0	81	48661	No
183	GOM_NL__2PRFIN20110620_170520_000000483103_00371_48661_6515.N1	20-JUN-2011 17:05:20	Bright	47.500	89	5Alp Cep	2.4510	8000.0	95	48661	No
184	GOM_NL__2PRFIN20110620_171209_000000673103_00371_48661_6516.N1	20-JUN-2011 17:12:09	Bright	67.000	74	11Bet Cas	2.2680	6600.0	134	48661	No
185	GOM_NL__2PRFIN20110620_171338_000000453103_00371_48661_6517.N1	20-JUN-2011 17:13:38	Bright	44.500	68	18Alp Cas	2.2250	4500.0	89	48661	No
186	GOM_NL__2PRFIN20110620_171911_000000433103_00371_48661_6518.N1	20-JUN-2011 17:19:11	Bright	43.000	73	57Gam1And	2.2600	13100.	86	48661	No
187	GOM_NL__2PRFIN20110620_172133_000000593103_00371_48661_6519.N1	20-JUN-2011 17:21:33	Twi_and_stray	58.500	53	43Bet And	2.0480	3300.0	117	48661	No
188	GOM_NL__2PRFIN20110620_172518_000000523103_00371_48661_6520.N1	20-JUN-2011 17:25:18	Twilight	52.000	50	13Alp Ari	2.0070	4250.0	104	48661	No
189	GOM_NL__2PRFIN20110620_174209_000000703103_00371_48661_6521.N1	20-JUN-2011 17:42:09	Dark	70.000	52	16Bet Cet	2.0370	4500.0	140	48661	No
190	GOM_NL__2PRFIN20110620_174757_000000573103_00371_48661_6522.N1	20-JUN-2011 17:47:57	Dark	57.000	84	Alp Phe	2.3970	4500.0	114	48661	No
191	GOM_NL__2PRFIN20110620_175421_000000533103_00372_48662_6544.N1	20-JUN-2011 17:54:21	Dark	53.000	63	Bet Gru	2.1500	2800.0	106	48662	No
192	GOM_NL__2PRFIN20110620_175623_000000493103_00372_48662_6545.N1	20-JUN-2011 17:56:23	Straylight	48.500	31	Alp Gru	1.7340	15200.	97	48662	No
193	GOM_NL__2PRFIN20110620_175941_000000423103_00372_48662_6546.N1	20-JUN-2011 17:59:41	Straylight	42.000	45	Alp Pav	1.9400	26000.	84	48662	No
194	GOM_NL__2PRFIN20110620_180900_000000483103_00372_48662_6547.N1	20-JUN-2011 18:09:00	Twi_and_stray	47.500	38	20Eps Sgr	1.8360	11000.	95	48662	No
195	GOM_NL__2PRFIN20110620_181026_000000513103_00372_48662_6548.N1	20-JUN-2011 18:10:26	Twi_and_stray	50.500	116	19Del Sgr	2.7000	4100.0	101	48662	No
196	GOM_NL__2PRFIN20110620_181236_000000533103_00372_48662_6549.N1	20-JUN-2011 18:12:36	Bright	52.500	155	41Pi Sgr	2.9000	6600.0	105	48662	No
197	GOM_NL__2PRFIN20110620_182135_000000413103_00372_48662_6550.N1	20-JUN-2011 18:21:35	Bright	41.000	126	60Bet Oph	2.7700	4250.0	82	48662	No
198	GOM_NL__2PRFIN20110620_182400_000000423103_00372_48662_6551.N1	20-JUN-2011 18:24:00	Bright	41.500	59	55Alp Oph	2.0800	8900.0	83	48662	No
199	GOM_NL__2PRFIN20110620_183353_000000503103_00372_48662_6552.N1	20-JUN-2011 18:33:53	Bright	50.000	5	3Alp Lyr	0.033000	11000.	100	48662	No
200	GOM_NL__2PRFIN20110620_183539_000000413103_00372_48662_6553.N1	20-JUN-2011 18:35:39	Bright	41.000	130	23Bet Dra	2.7990	5800.0	82	48662	No
201	GOM_NL__2PRFIN20110620_184533_000000463103_00372_48662_6554.N1	20-JUN-2011 18:45:33	Bright	46.000	89	5Alp Cep	2.4510	8000.0	92	48662	No
202	GOM_NL__2PRFIN20110620_185222_000000673103_00372_48662_6555.N1	20-JUN-2011 18:52:22	Bright	67.000	74	11Bet Cas	2.2680	6600.0	134	48662	No
203	GOM_NL__2PRFIN20110620_185352_000000653103_00372_48662_6556.N1	20-JUN-2011 18:53:52	Bright	65.000	68	18Alp Cas	2.2250	4500.0	130	48662	No
204	GOM_NL__2PRFIN20110620_185925_000000443103_00372_48662_6557.N1	20-JUN-2011 18:59:25	Bright	43.500	73	57Gam1And	2.2600	13100.	87	48662	No
205	GOM_NL__2PRFIN20110620_190147_000000473103_00372_48662_6558.N1	20-JUN-2011 19:01:47	Bright	46.500	173	4Bet Tri	3.0040	8900.0	93	48662	No
206	GOM_NL__2PRFIN20110620_190533_000000513103_00372_48662_6559.N1	20-JUN-2011 19:05:33	Twilight	51.000	50	13Alp Ari	2.0070	4250.0	102	48662	No
207	GOM_NL__2PRFIN20110620_192225_000000583103_00372_48662_6560.N1	20-JUN-2011 19:22:25	Dark	57.500	52	16Bet Cet	2.0370	4500.0	115	48662	No
208	GOM_NL__2PRFIN20110620_192812_000000473103_00372_48662_6561.N1	20-JUN-2011 19:28:12	Dark	46.500	84	Alp Phe	2.3970	4500.0	93	48662	No
209	GOM_NL__2PRFIN20110620_193436_000000623103_00373_48663_6597.N1	20-JUN-2011 19:34:36	Dark	62.000	63	Bet Gru	2.1500	2800.0	124	48663	No
210	GOM_NL__2PRFIN20110620_193638_000000483103_00373_48663_6598.N1	20-JUN-2011 19:36:38	Straylight	47.500	31	Alp Gru	1.7340	15200.	95	48663	No
211	GOM_NL__2PRFIN20110620_193956_000000433103_00373_48663_6599.N1	20-JUN-2011 19:39:56	Straylight	43.000	45	Alp Pav	1.9400	26000.	86	48663	No
212	GOM_NL__2PRFIN20110620_194914_000000483103_00373_48663_6600.N1	20-JUN-2011 19:49:14	Twi_and_stray	48.000	38	20Eps Sgr	1.8360	11000.	96	48663	No
213	GOM_NL__2PRFIN20110620_195040_000000473103_00373_48663_6601.N1	20-JUN-2011 19:50:40	Twi_and_stray	47.000	116	19Del Sgr	2.7000	4100.0	94	48663	No
214	GOM_NL__2PRFIN20110620_195251_000000523103_00373_48663_6602.N1	20-JUN-2011 19:52:51	Bright	52.000	155	41Pi Sgr	2.9000	6600.0	104	48663	No
215	GOM_NL__2PRFIN20110620_200149_000000413103_00373_48663_6603.N1	20-JUN-2011 20:01:49	Bright	41.000	126	60Bet Oph	2.7700	4250.0	82	48663	No
216	GOM_NL__2PRFIN20110620_200414_000000413103_00373_48663_6604.N1	20-JUN-2011 20:04:14	Bright	41.000	59	55Alp Oph	2.0800	8900.0	82	48663	No
217	GOM_NL__2PRFIN20110620_201406_000000523103_00373_48663_6605.N1	20-JUN-2011 20:14:06	Bright	52.000	5	3Alp Lyr	0.033000	11000.	104	48663	No
218	GOM_NL__2PRFIN20110620_201553_000000393103_00373_48663_6606.N1	20-JUN-2011 20:15:53	Bright	39.000	130	23Bet Dra	2.7990	5800.0	78	48663	No
219	GOM_NL__2PRFIN20110620_202546_000000473103_00373_48663_6607.N1	20-JUN-2011 20:25:46	Bright	47.000	89	5Alp Cep	2.4510	8000.0	94	48663	No

220	GOM_NL__2PRFIN20110620_203236_000000453103_00373_48663_6608.N1	20-JUN-2011 20:32:36	Bright	45.000	74	11Bet Cas	2.2680	6600.0	90	48663	No
221	GOM_NL__2PRFIN20110620_203406_000000653103_00373_48663_6609.N1	20-JUN-2011 20:34:06	Bright	65.000	68	18Alp Cas	2.2250	4500.0	130	48663	No
222	GOM_NL__2PRFIN20110620_203939_000000443103_00373_48663_6610.N1	20-JUN-2011 20:39:39	Bright	43.500	73	57Gam1And	2.2600	13100.	87	48663	No
223	GOM_NL__2PRFIN20110620_204201_000000453103_00373_48663_6611.N1	20-JUN-2011 20:42:01	Bright	45.000	173	4Bet Tri	3.0040	8900.0	90	48663	No
224	GOM_NL__2PRFIN20110620_204547_000000513103_00373_48663_6612.N1	20-JUN-2011 20:45:47	Twilight	50.500	50	13Alp Ari	2.0070	4250.0	101	48663	No
225	GOM_NL__2PRFIN20110620_210240_000000633103_00373_48663_6613.N1	20-JUN-2011 21:02:40	Dark	62.500	52	16Bet Cet	2.0370	4500.0	125	48663	No
226	GOM_NL__2PRFIN20110620_210827_000000443103_00373_48663_6614.N1	20-JUN-2011 21:08:27	Dark	44.000	84	Alp Phe	2.3970	4500.0	88	48663	No
227	GOM_NL__2PRFIN20110620_211451_000000523103_00374_48664_6634.N1	20-JUN-2011 21:14:51	Dark	51.500	63	Bet Gru	2.1500	2800.0	103	48664	No
228	GOM_NL__2PRFIN20110620_211653_000000513103_00374_48664_6635.N1	20-JUN-2011 21:16:53	Straylight	50.500	31	Alp Gru	1.7340	15200.	101	48664	No
229	GOM_NL__2PRFIN20110620_212010_000000423103_00374_48664_6636.N1	20-JUN-2011 21:20:10	Straylight	41.500	45	Alp Pav	1.9400	26000.	83	48664	No
230	GOM_NL__2PRFIN20110620_212928_000000483103_00374_48664_6637.N1	20-JUN-2011 21:29:28	Tw_i_and_stray	47.500	38	20Eps Sgr	1.8360	11000.	95	48664	No
231	GOM_NL__2PRFIN20110620_213054_000000503103_00374_48664_6638.N1	20-JUN-2011 21:30:54	Tw_i_and_stray	50.000	116	19Del Sgr	2.7000	4100.0	100	48664	No
232	GOM_NL__2PRFIN20110620_213304_000000523103_00374_48664_6639.N1	20-JUN-2011 21:33:04	Bright	52.000	155	41Pi Sgr	2.9000	6600.0	104	48664	No
233	GOM_NL__2PRFIN20110620_214203_000000413103_00374_48664_6640.N1	20-JUN-2011 21:42:03	Bright	40.500	126	60Bet Oph	2.7700	4250.0	81	48664	No
234	GOM_NL__2PRFIN20110620_214428_000000413103_00374_48664_6641.N1	20-JUN-2011 21:44:28	Bright	40.500	59	55Alp Oph	2.0800	8900.0	81	48664	No
235	GOM_NL__2PRFIN20110620_215420_000000493103_00374_48664_6642.N1	20-JUN-2011 21:54:20	Bright	48.500	5	3Alp Lyr	0.033000	11000.	97	48664	No
236	GOM_NL__2PRFIN20110620_215607_000000393103_00374_48664_6643.N1	20-JUN-2011 21:56:07	Bright	39.000	130	23Bet Dra	2.7990	5800.0	78	48664	No
237	GOM_NL__2PRFIN20110620_220559_000000453103_00374_48664_6644.N1	20-JUN-2011 22:05:59	Bright	45.000	89	5Alp Cep	2.4510	8000.0	90	48664	No
238	GOM_NL__2PRFIN20110620_221249_000000453103_00374_48664_6645.N1	20-JUN-2011 22:12:49	Bright	45.000	74	11Bet Cas	2.2680	6600.0	90	48664	No
239	GOM_NL__2PRFIN20110620_221419_000000463103_00374_48664_6646.N1	20-JUN-2011 22:14:19	Bright	45.500	68	18Alp Cas	2.2250	4500.0	91	48664	No
240	GOM_NL__2PRFIN20110620_221953_000000423103_00374_48664_6647.N1	20-JUN-2011 22:19:53	Bright	42.000	73	57Gam1And	2.2600	13100.	84	48664	No
241	GOM_NL__2PRFIN20110620_222215_000000453103_00374_48664_6648.N1	20-JUN-2011 22:22:15	Bright	45.000	173	4Bet Tri	3.0040	8900.0	90	48664	No
242	GOM_NL__2PRFIN20110620_222601_000000493103_00374_48664_6649.N1	20-JUN-2011 22:26:01	Twilight	48.500	50	13Alp Ari	2.0070	4250.0	97	48664	No
243	GOM_NL__2PRFIN20110620_224255_000000633103_00374_48664_6650.N1	20-JUN-2011 22:42:55	Dark	63.000	52	16Bet Cet	2.0370	4500.0	126	48664	No
244	GOM_NL__2PRFIN20110620_224842_000000513103_00374_48664_6651.N1	20-JUN-2011 22:48:42	Dark	51.000	84	Alp Phe	2.3970	4500.0	102	48664	No
245	GOM_NL__2PRFIN20110620_225505_000000523103_00375_48665_6643.N1	20-JUN-2011 22:55:05	Dark	51.500	63	Bet Gru	2.1500	2800.0	103	48665	No
246	GOM_NL__2PRFIN20110620_225708_000000483103_00375_48665_6644.N1	20-JUN-2011 22:57:08	Straylight	48.000	31	Alp Gru	1.7340	15200.	96	48665	No
247	GOM_NL__2PRFIN20110620_230025_000000433103_00375_48665_6645.N1	20-JUN-2011 23:00:25	Straylight	42.500	45	Alp Pav	1.9400	26000.	85	48665	No
248	GOM_NL__2PRFIN20110620_230943_000000483103_00375_48665_6646.N1	20-JUN-2011 23:09:43	Tw_i_and_stray	47.500	38	20Eps Sgr	1.8360	11000.	95	48665	No
249	GOM_NL__2PRFIN20110620_231109_000000503103_00375_48665_6647.N1	20-JUN-2011 23:11:09	Tw_i_and_stray	50.000	116	19Del Sgr	2.7000	4100.0	100	48665	No
250	GOM_NL__2PRFIN20110620_231319_000000523103_00375_48665_6648.N1	20-JUN-2011 23:13:19	Bright	52.000	155	41Pi Sgr	2.9000	6600.0	104	48665	No
251	GOM_NL__2PRFIN20110620_232217_000000413103_00375_48665_6649.N1	20-JUN-2011 23:22:17	Bright	41.000	126	60Bet Oph	2.7700	4250.0	82	48665	No
252	GOM_NL__2PRFIN20110620_232442_000000423103_00375_48665_6650.N1	20-JUN-2011 23:24:42	Bright	42.000	59	55Alp Oph	2.0800	8900.0	84	48665	No
253	GOM_NL__2PRFIN20110620_233433_000000473103_00375_48665_6651.N1	20-JUN-2011 23:34:33	Bright	47.000	5	3Alp Lyr	0.033000	11000.	94	48665	No
254	GOM_NL__2PRFIN20110620_233621_000000373103_00375_48665_6652.N1	20-JUN-2011 23:36:21	Bright	37.000	130	23Bet Dra	2.7990	5800.0	74	48665	No
255	GOM_NL__2PRFIN20110620_234612_000000453103_00375_48665_6653.N1	20-JUN-2011 23:46:12	Bright	45.000	89	5Alp Cep	2.4510	8000.0	90	48665	No
256	GOM_NL__2PRFIN20110620_235303_000000673103_00375_48665_6654.N1	20-JUN-2011 23:53:03	Bright	67.000	74	11Bet Cas	2.2680	6600.0	134	48665	No
257	GOM_NL__2PRFIN20110620_235433_000000443103_00375_48665_6655.N1	20-JUN-2011 23:54:33	Bright	44.000	68	18Alp Cas	2.2250	4500.0	88	48665	No

3. Quality information per product

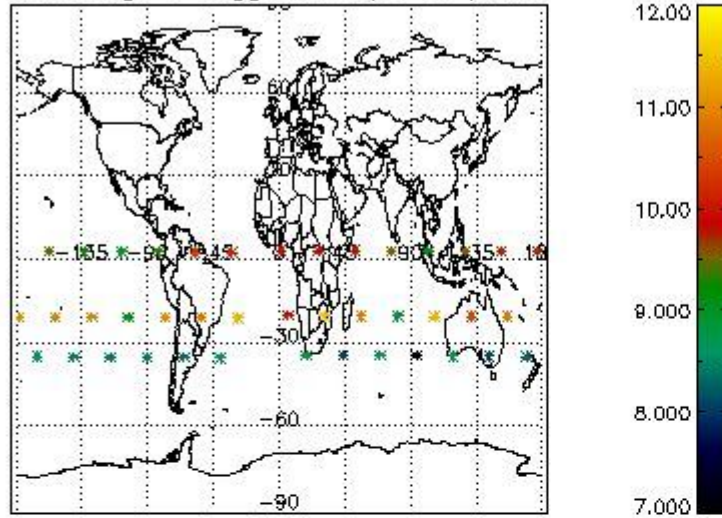
In this section it is plotted some information contained in the Quality Summary data set of the level 2 products. Only products in dark limb conditions and without errors (error flag in the MPH set to "0") are used.

3.1 Plot quality information per product (time dependant)

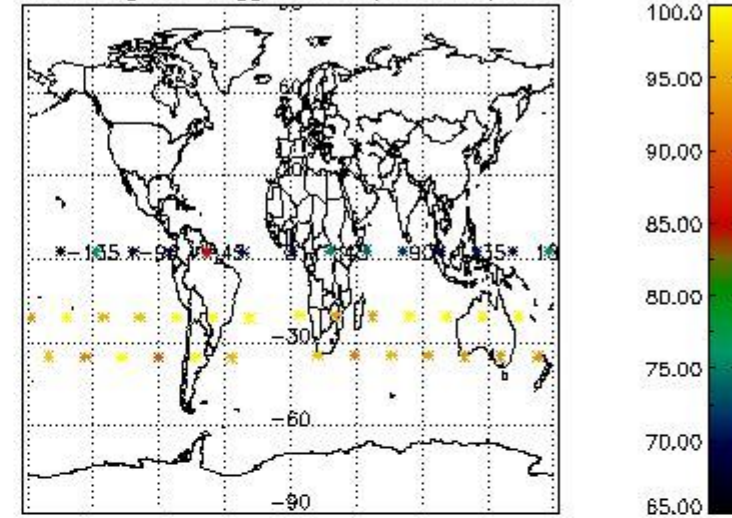


3.2 Plot quality information per product (world map)

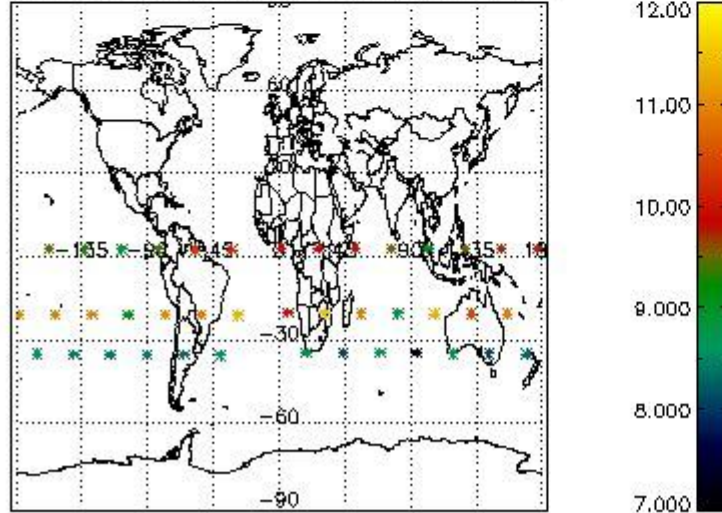
Percentage of flagged data per O3 profile



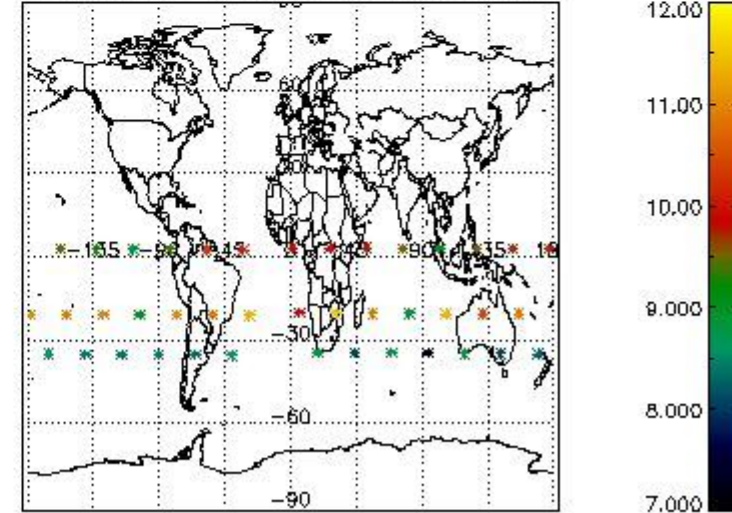
Percentage of flagged data per H2O profile



Percentage of flagged data per NO2 profile



Percentage of flagged data per NO3 profile

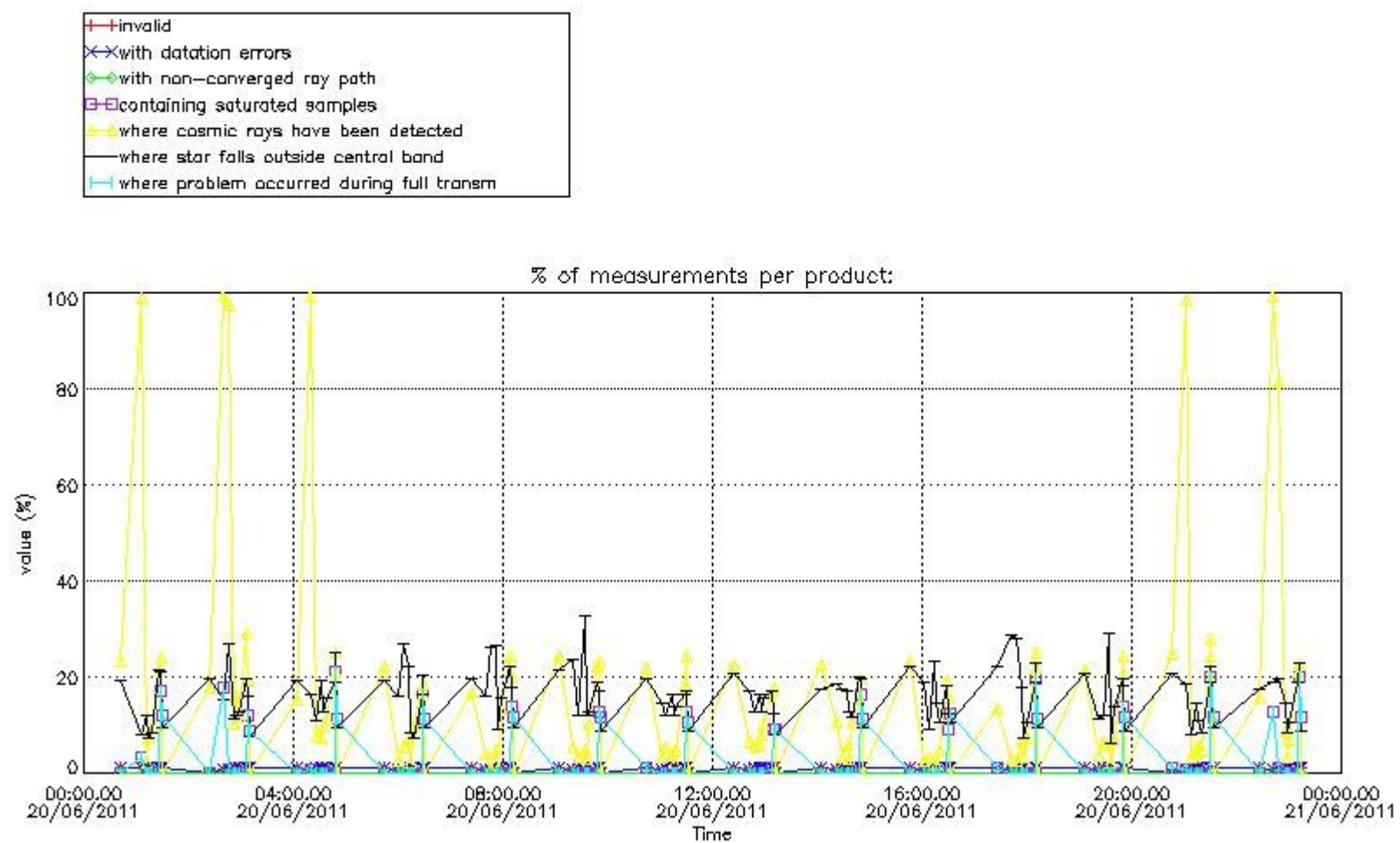


4. Level 1 quality information per product

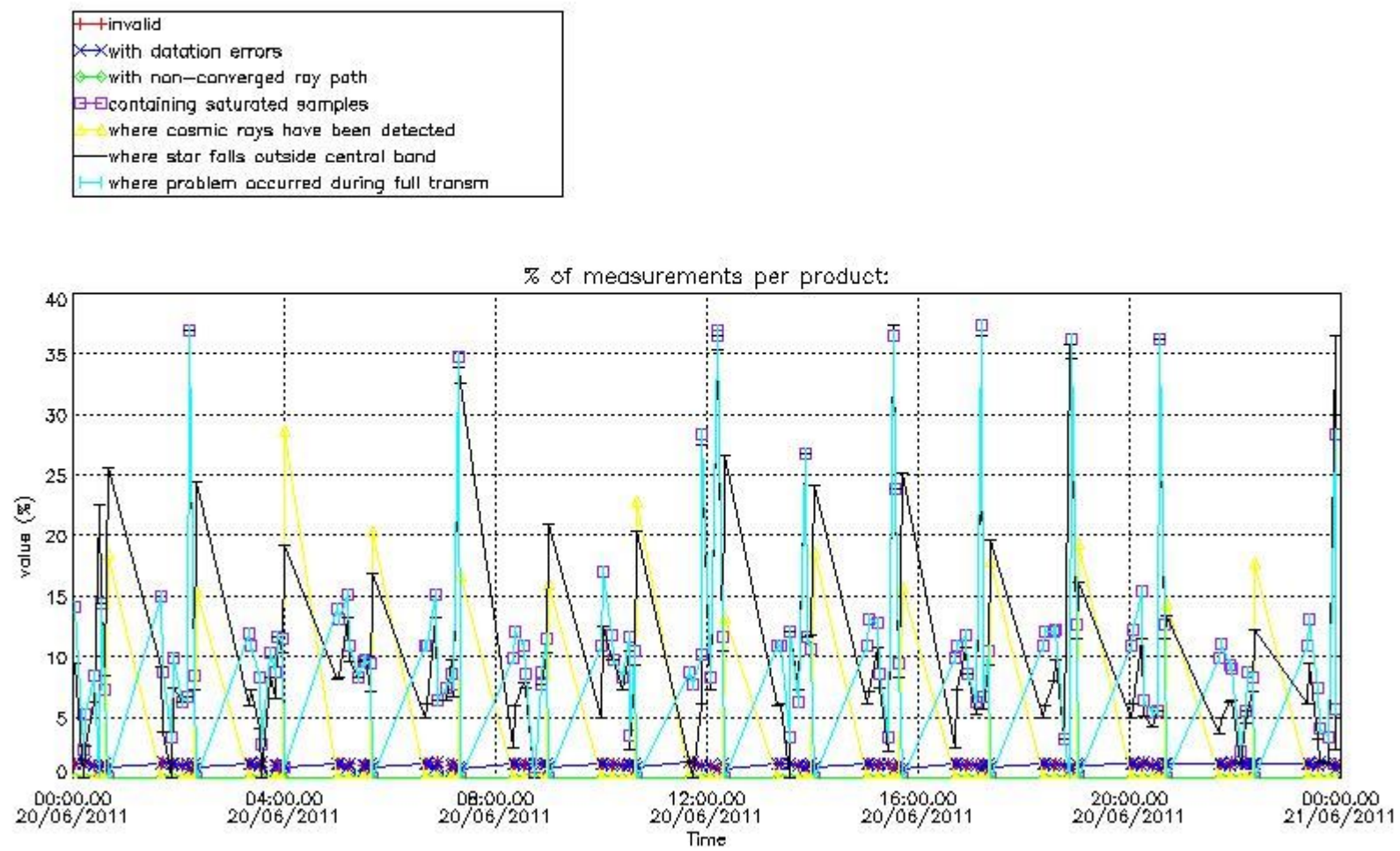
In this section it is plotted some information contained in the Quality Summary data set of the level 2 products that comes from the level 1b processing. Products without errors (error flag in the MPH set to "0") are used.

4.1 Plot quality information per product (time dependant) coming from level 1b processing

4.1.1 Plot level 1 quality information per product (time dependant): ENVISAT ASCENDING passes

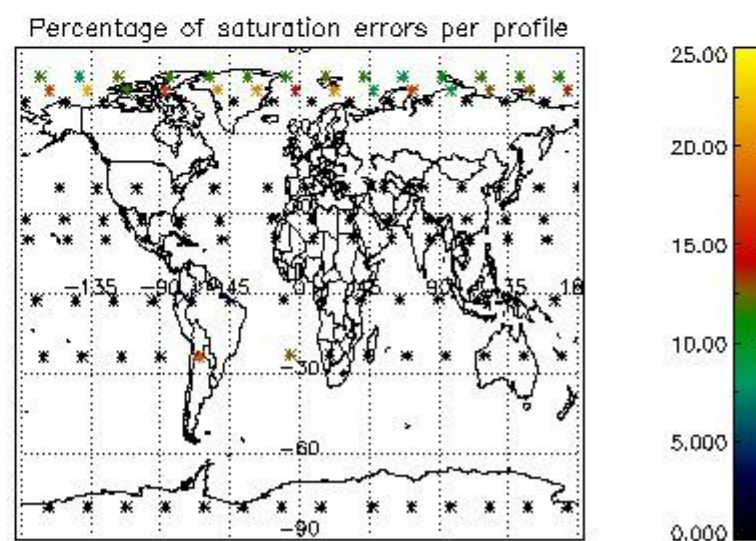
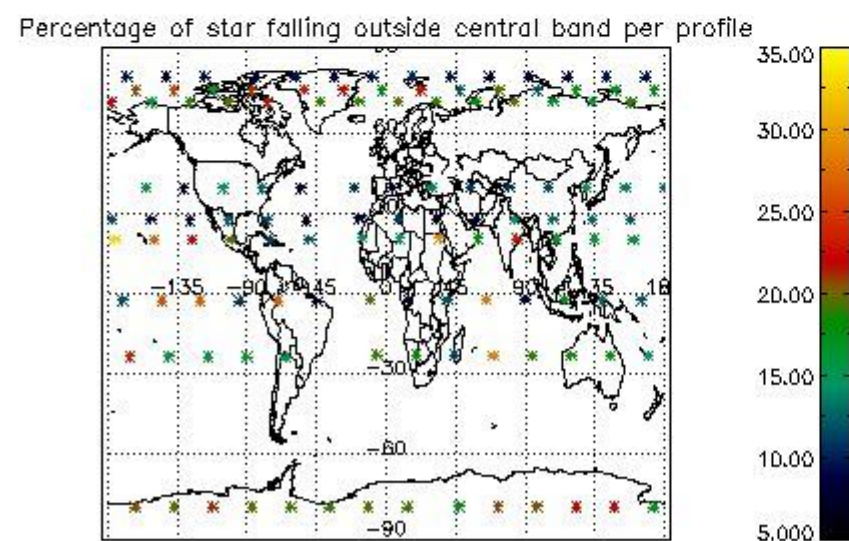
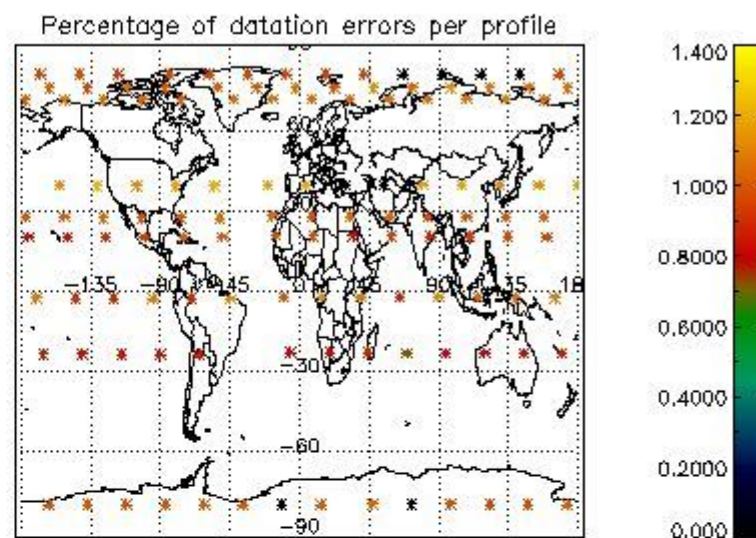
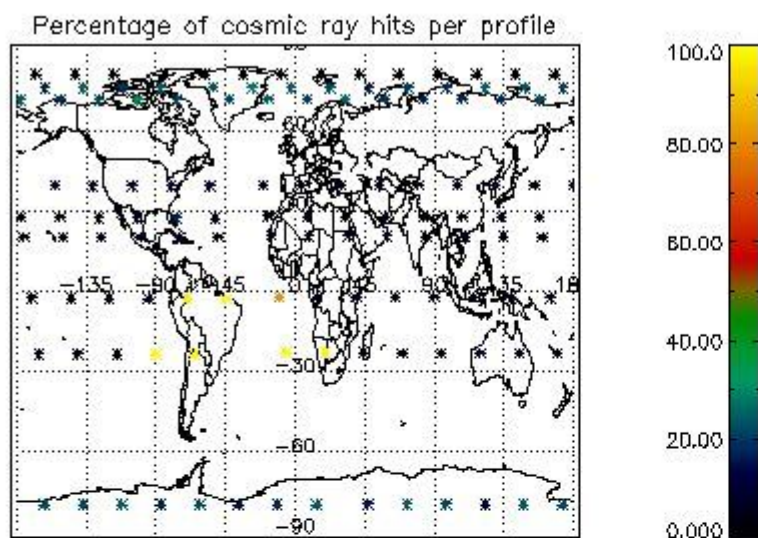


4.1.2 Plot level 1 quality information per product (time dependant): ENVI SAT DESCENDING passes

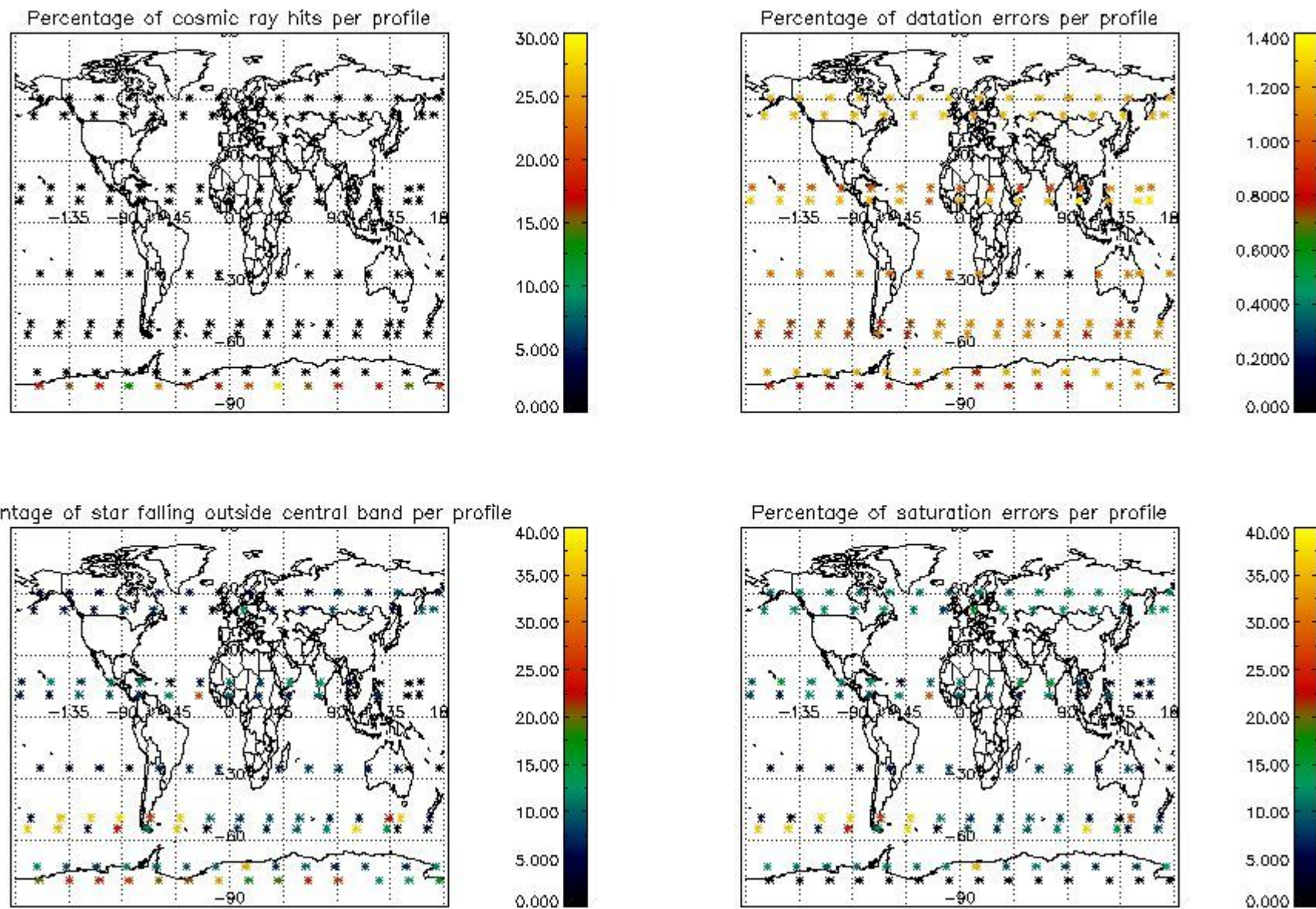


4.2 Plot quality information per product coming from level 1b processing (world map)

4.2.1 Plot level 1 quality information per product (world map): ENVISAT ASCENDING passes



4.2.2 Plot level 1 quality information per product (world map): ENVISAT DESCENDING passes



5. Trace gas profiles

5.1 Ozone statistics based on quality of products

The final quality of the products can be "measured" using the STD (Standard Deviation) attached to every point profile. This information is written to the parameter GOM_NL__2P/NL_LOCAL_SPECIES_DENSITY/o3_std of the level 2 products. The table below shows the statistics for given STD ranges.

The statistics are given with respect to the overall valid production:

- Products without fatal errors: GOM_NL__2P/MPH/PRODUCT_ERR=0
- Valid point profile: GOM_NL__2P/NL_LOCAL_SPECIES_DENSITY/pcd(0)=0

The 'Criteria' is applied to valid points of dark limb products:

- Products in dark limb illumination condition: GOM_NL__2P/NL_SUMMARY_QUALITY/obs_ill_cond=0
- Products without fatal errors: GOM_NL__2P/MPH/PRODUCT_ERR=0
- Valid point profile: GOM_NL__2P/NL_LOCAL_SPECIES_DENSITY/pcd(0)=0

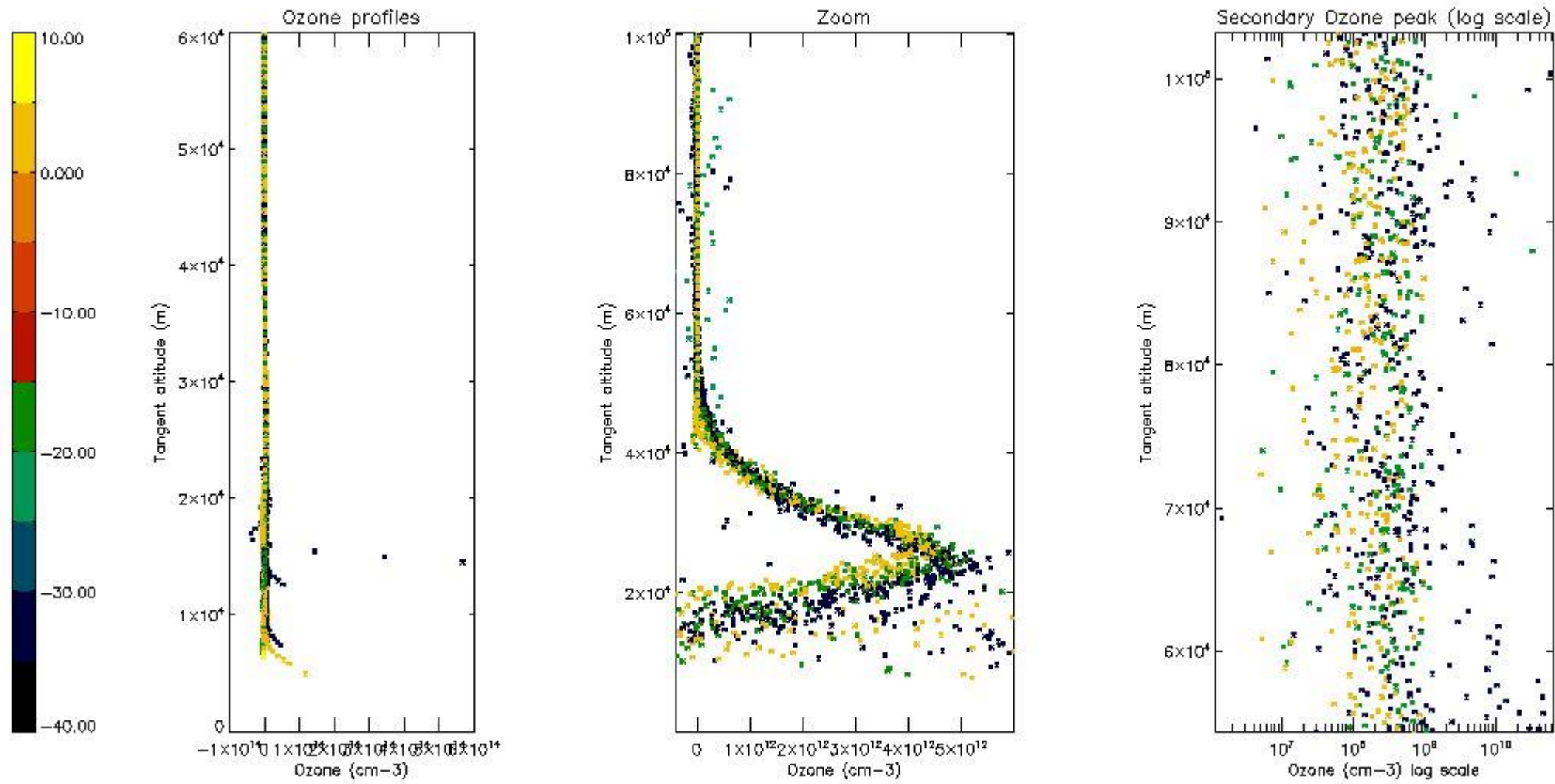
So, the table below shows the percentage of dark limb and valid observations for each criteria with respect to the overall valid daily observations.

Criteria	% of total production
All STD	19
STD < 20	5

STD < 10	2
STD < 5	0

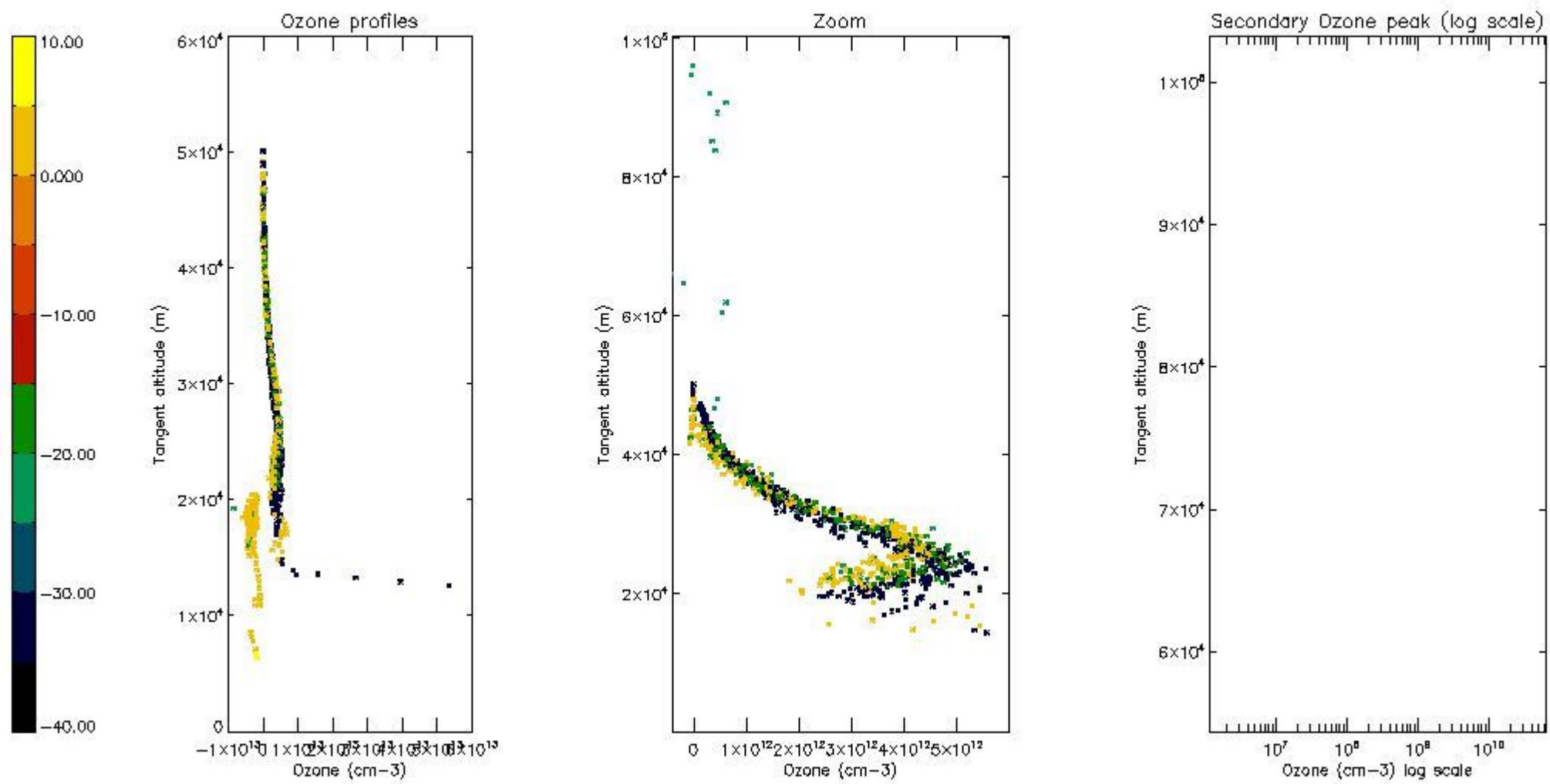
5.2 Plot ozone profiles for all STD (dark without errors)

The colorbar represents the latitude.



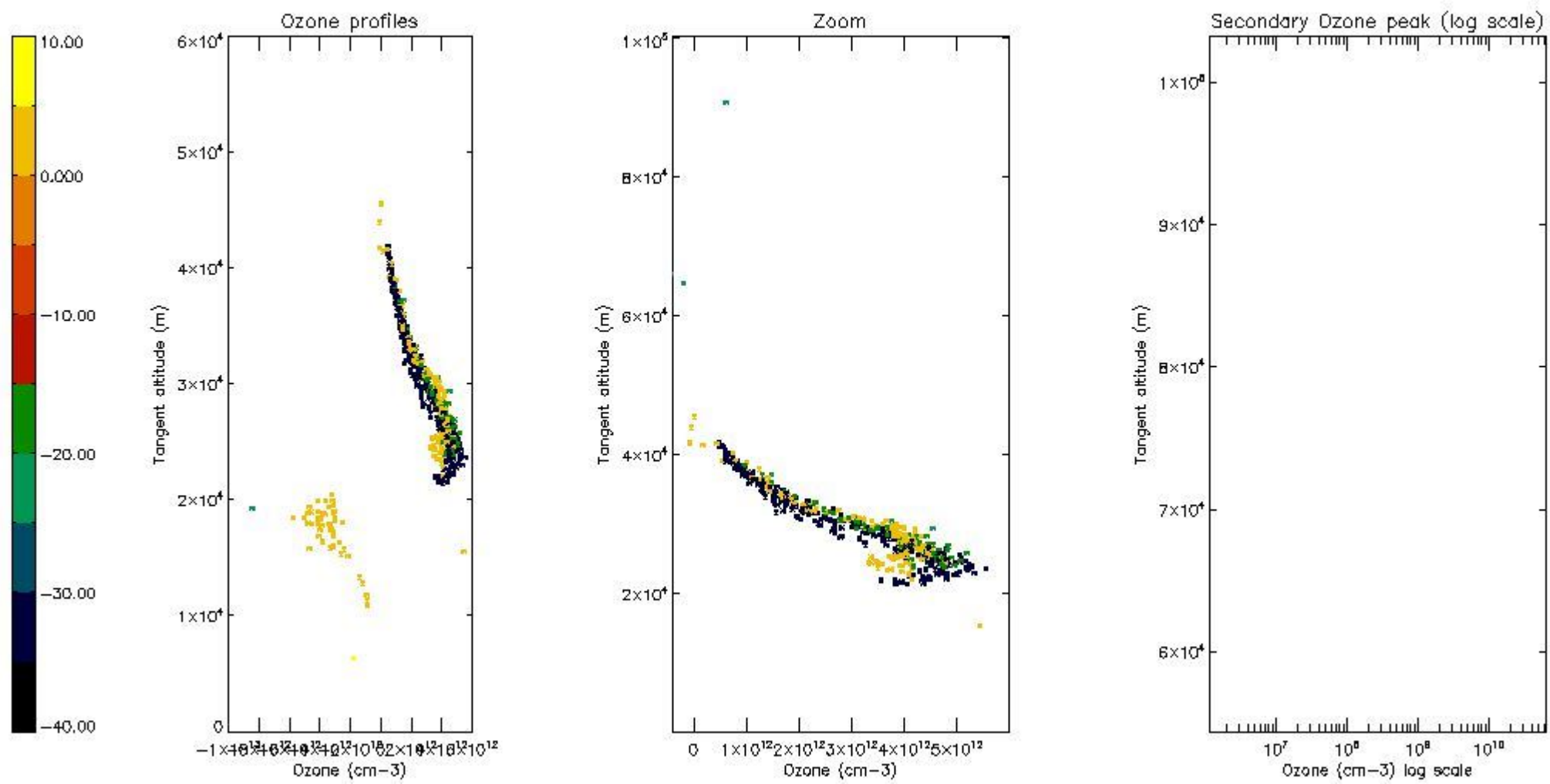
5.3 Plot ozone profiles where STD < 20% (dark without errors)

The colorbar represents the latitude.



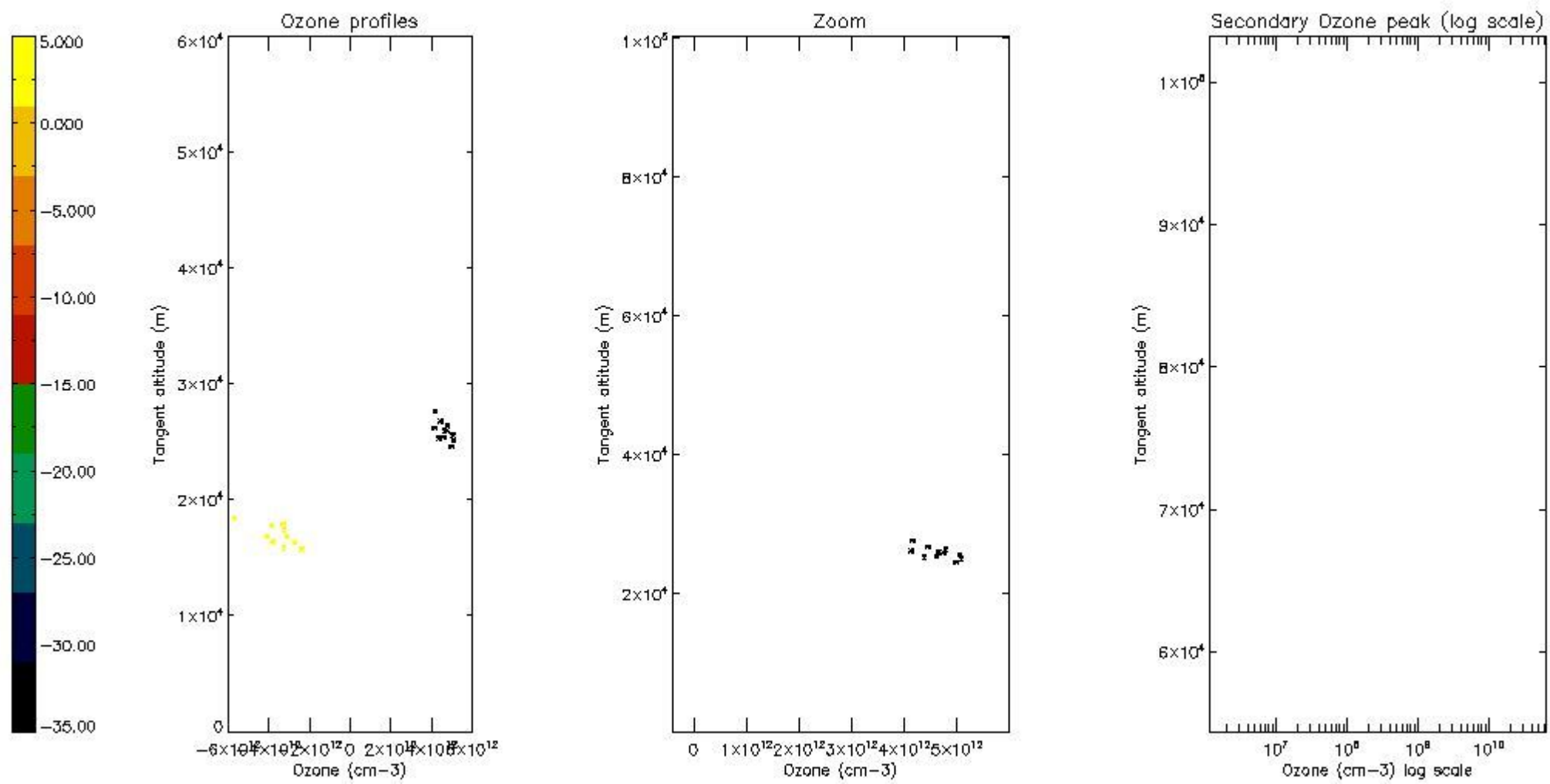
5.4 Plot ozone profiles where $STD < 10\%$ (dark without errors)

The colorbar represents the latitude.



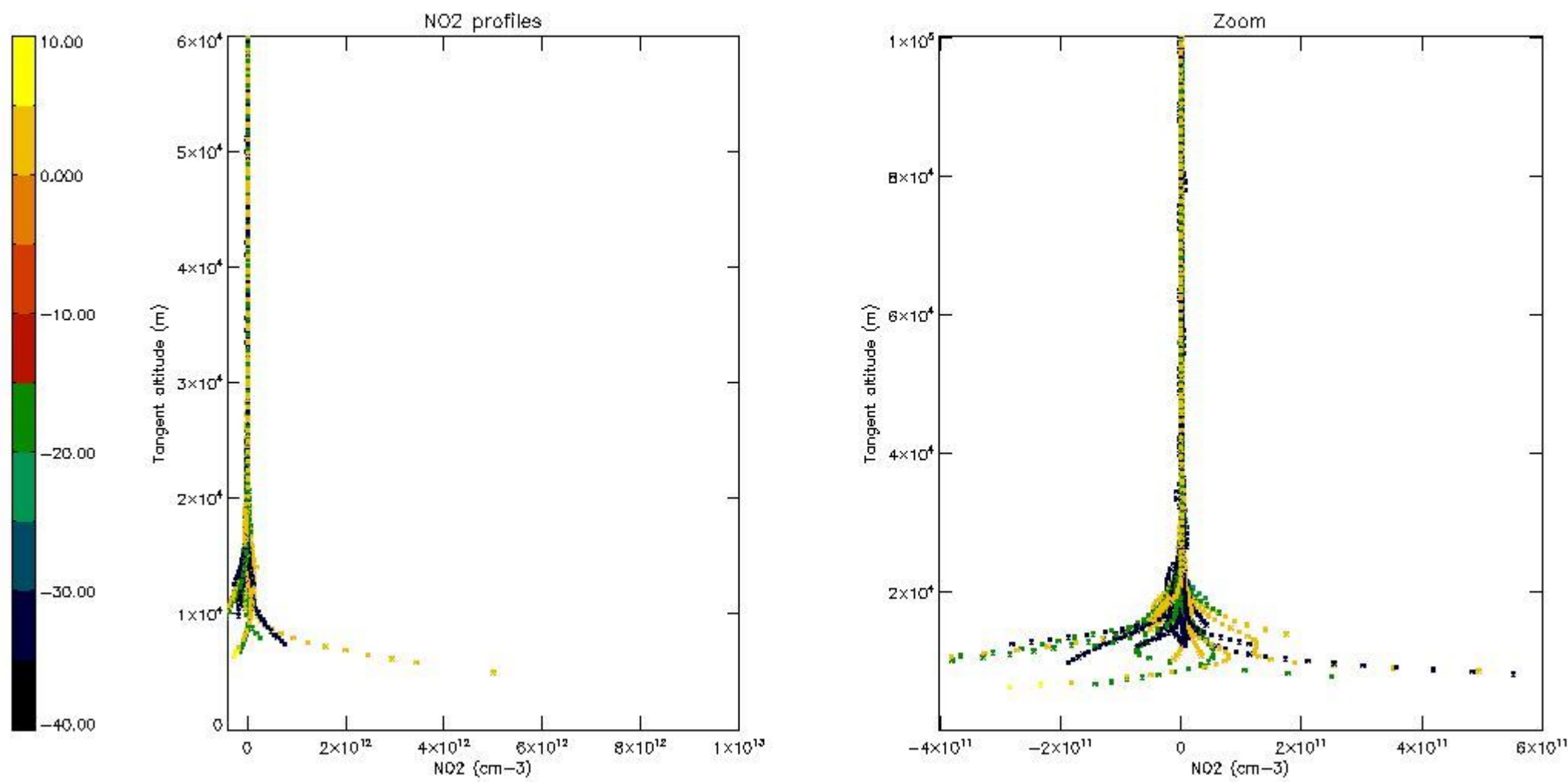
5.5 Plot ozone profiles where STD < 5% (dark without errors)

The colorbar represents the latitude.



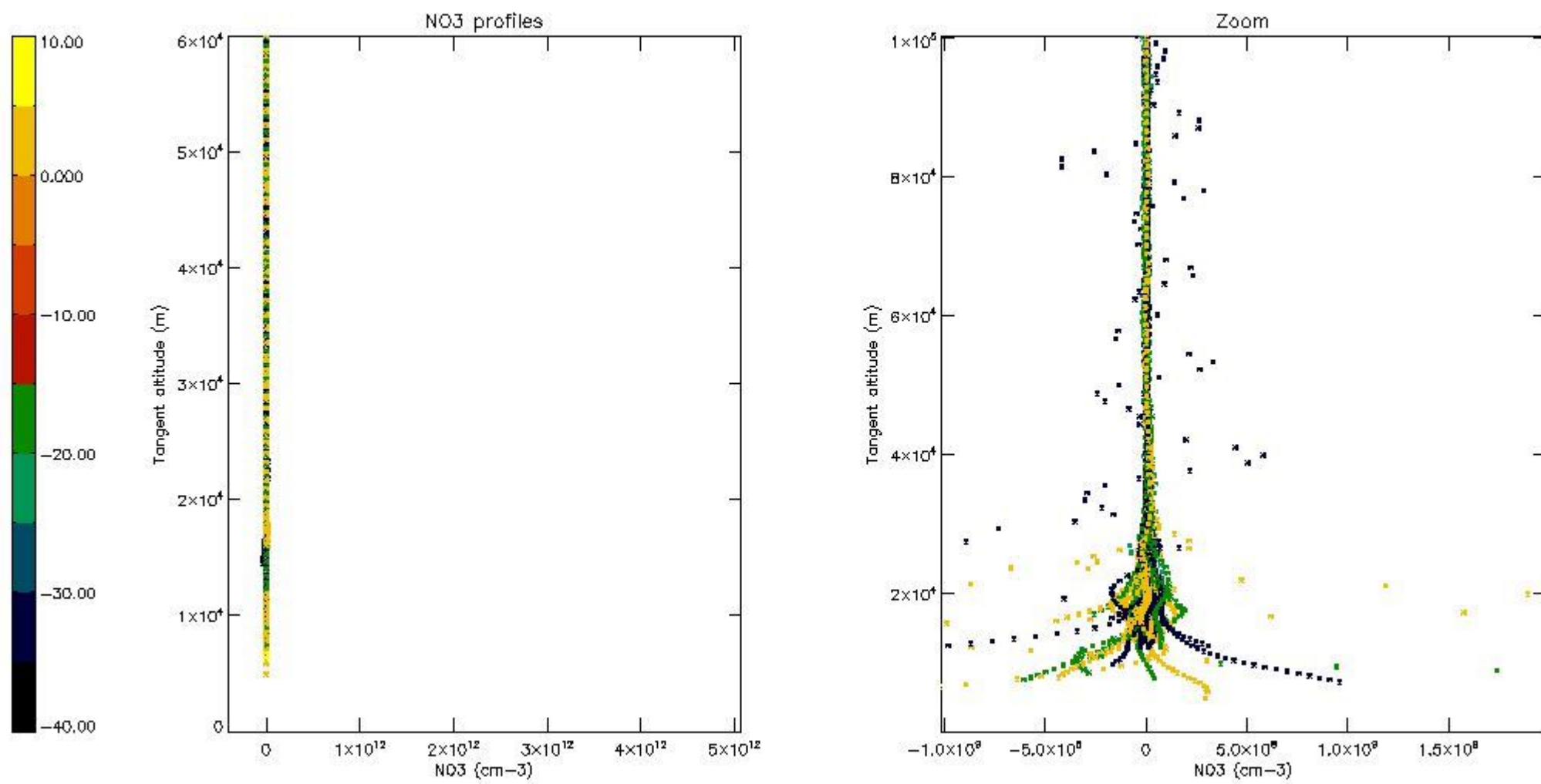
5.6 Plot NO₂ profiles for all STD (dark without errors)

The colorbar represents the latitude.



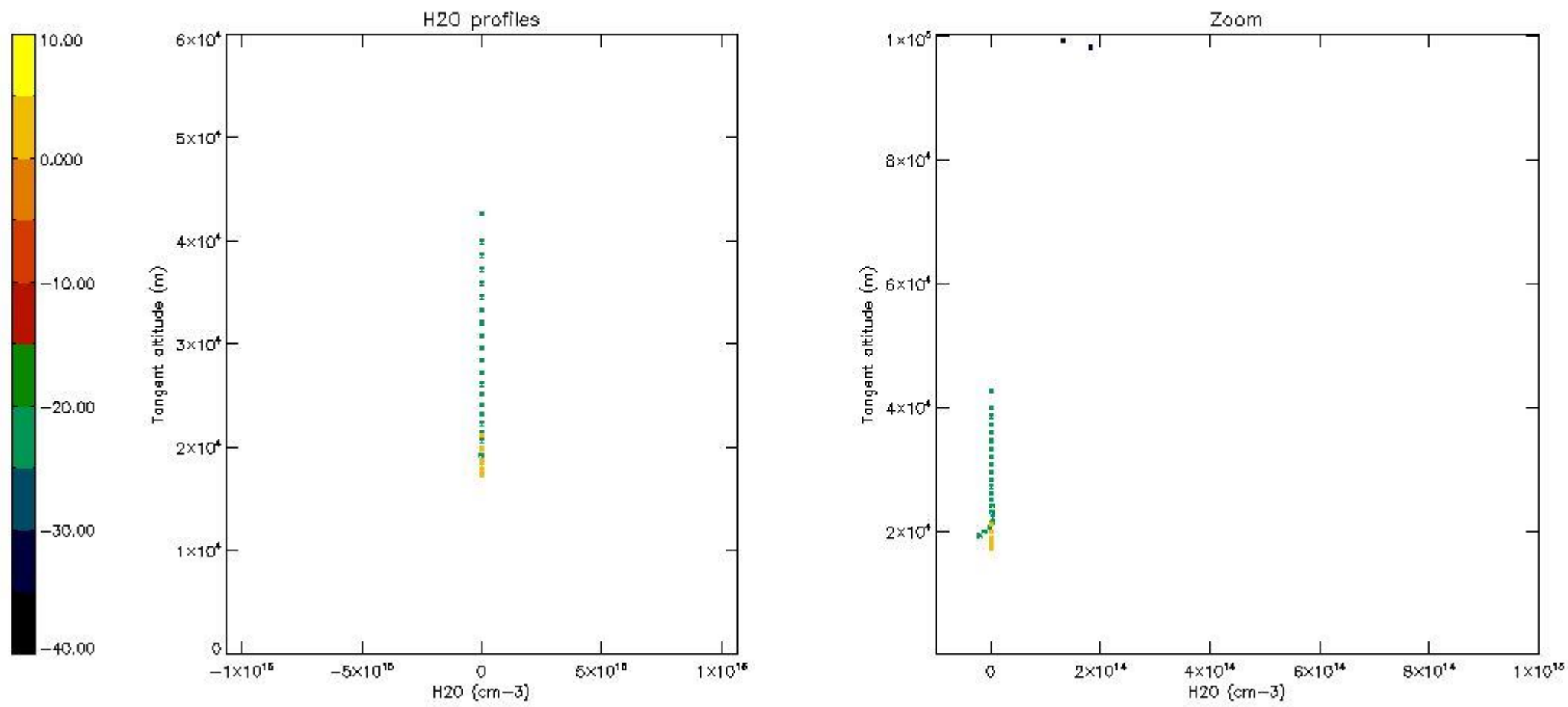
5.7 Plot NO3 profiles for all STD (dark without errors)

The colorbar represents the latitude.



5.8 Plot H₂O profiles for all STD (only for occultations of stars 1,2,3,4,13,14,16,26,63 dark without errors)

The colorbar represents the latitude.



6. Auxiliary Data Files used for the production reported in section 2

The number reported in the third column indicates since which file (see list in section 2) the corresponding auxiliary file has been used. The fourth column is the date of those product files.

Type	Auxiliary Filename	Used since product	Used since product date
INST_PHYS_CHARACTERISTICS	GOM_INS_AXVIEC20091111_143220_20030716_120000_20500101_000000	1	20-JUN-2011 00:01:29
LEVEL-2_PROC_CONFIG	GOM_PR2_AXVIEC20091111_152718_20020301_000000_20500101_000000	1	20-JUN-2011 00:01:29
CROSS_SECTIONS_FILE	GOM_CRS_AXVIEC20091111_154832_20020301_000000_20500101_000000	1	20-JUN-2011 00:01:29

GOMOS Level 2 Daily Report

SUMMARY

[1. General Info](#)

[2. Summary of processed GOM_NL_2P products](#)

[3. Level 2 Quality information per product](#)

[3.1 Plot of level 2 quality information per product \(time dependant\)](#)

[3.2 Plot of level 2 quality information per product \(world map\)](#)

[4. Level 1 Quality information per product \(stored on level 2 products\)](#)

[4.1 Plot of level 1 quality information per product \(time dependant\)](#)

[4.1.1 Plot of level 1 quality information per product \(time dependant\): ASCENDING](#)

[4.1.2 Plot of level 1 quality information per product \(time dependant\): DESCENDING](#)

[4.2 Plot of level 1 quality information per product \(world map\)](#)

[4.2.1 Plot of level 1 quality information per product \(world map\): ASCENDING](#)

[4.2.2 Plot of level 1 quality information per product \(world map\): DESCENDING](#)

[5. Ozone profiles based on quality statistics and other trace gas profiles](#)

[5.1 Ozone statistics based on quality of products](#)

[5.2 Plot ozone profiles for all STD \(dark without errors\)](#)

[5.3 Plot ozone profiles where STD < 20% \(dark without errors\)](#)

[5.4. Plot ozone profiles where STD < 10% \(dark without errors\)](#)

[5.5. Plot ozone profiles where STD < 5% \(dark without errors\)](#)

[5.6 Plot NO2 profiles for all STD \(dark without errors\)](#)

[5.7 Plot NO3 profiles for all STD \(dark without errors\)](#)

[5.8 Plot H2O profiles \(only for occultations of stars 1,2,3,4,13,14,16,26,63 dark without errors\) for all STD](#)

[6. Auxiliary Data Files used for the production reported in section 2](#)

This report presents the daily analysis on parameters extracted from GOMOS level 2 data (GOM_NL__2P). It is intended to monitor some important parameters that will impact the quality of these products. A list of level 2 products (and content) that have arrived during the reporting day to the PCF is also given.

Item	Value
Time of report generation	24APR2013 14:57:27
Data source version	GOMOS/6.01
Start time of products	20-06-2011 (20JUN2011 00:00:00)
Stop time of products	21-06-2011 (21JUN2011 00:00:00)
Store outputs in DB	Yes
Nb of level 2 prods	257
Nb of prods with errors	0

2. Summary of processed GOM_NL__2P products.

Nr	Filename	UTC Start time	Limb	Duration	Star Id	Star Name	Star Mag	Star Temp	Nb Meas	Orbit	Prod. error
1	GOM_NL__2PRFIN20110620_000129_000000433103_00361_48651_6212.N1	20-JUN-2011 00:01:29	Bright	42.500	59	55Alp Oph	2.0800	8900.0	85	48651	No
2	GOM_NL__2PRFIN20110620_001127_000000443103_00361_48651_6213.N1	20-JUN-2011 00:11:27	Bright	44.000	5	3Alp Lyr	0.033000	11000.	88	48651	No
3	GOM_NL__2PRFIN20110620_001309_000000383103_00361_48651_6214.N1	20-JUN-2011 00:13:09	Bright	38.000	130	23Bet Dra	2.7990	5800.0	76	48651	No
4	GOM_NL__2PRFIN20110620_002307_000000483103_00361_48651_6215.N1	20-JUN-2011 00:23:07	Bright	47.500	89	5Alp Cep	2.4510	8000.0	95	48651	No
5	GOM_NL__2PRFIN20110620_002953_000000563103_00361_48651_6216.N1	20-JUN-2011 00:29:53	Bright	55.500	74	11Bet Cas	2.2680	6600.0	111	48651	No
6	GOM_NL__2PRFIN20110620_003122_000000493103_00361_48651_6217.N1	20-JUN-2011 00:31:22	Bright	48.500	68	18Alp Cas	2.2250	4500.0	97	48651	No
7	GOM_NL__2PRFIN20110620_003650_000000423103_00361_48651_6218.N1	20-JUN-2011 00:36:50	Bright	41.500	73	57Gam1And	2.2600	13100.	83	48651	No
8	GOM_NL__2PRFIN20110620_003913_000000633103_00361_48651_6219.N1	20-JUN-2011 00:39:13	Twilight	62.500	53	43Bet And	2.0480	3300.0	125	48651	No
9	GOM_NL__2PRFIN20110620_004256_000000503103_00361_48651_6220.N1	20-JUN-2011 00:42:56	Twilight	49.500	50	13Alp Ari	2.0070	4250.0	99	48651	No
10	GOM_NL__2PRFIN20110620_010528_000000453103_00361_48651_6221.N1	20-JUN-2011 01:05:28	Dark	44.500	84	Alp Phe	2.3970	4500.0	89	48651	No
11	GOM_NL__2PRFIN20110620_011151_000000503103_00362_48652_6215.N1	20-JUN-2011 01:11:51	Dark	50.000	63	Bet Gru	2.1500	2800.0	100	48652	No
12	GOM_NL__2PRFIN20110620_011353_000000483103_00362_48652_6216.N1	20-JUN-2011 01:13:53	Straylight	48.000	31	Alp Gru	1.7340	15200.	96	48652	No
13	GOM_NL__2PRFIN20110620_011716_000000423103_00362_48652_6217.N1	20-JUN-2011 01:17:16	Straylight	41.500	45	Alp Pav	1.9400	26000.	83	48652	No
14	GOM_NL__2PRFIN20110620_012636_000000493103_00362_48652_6218.N1	20-JUN-2011 01:26:36	Twilight	49.000	38	20Eps Sgr	1.8360	11000.	98	48652	No
15	GOM_NL__2PRFIN20110620_012803_000000503103_00362_48652_6219.N1	20-JUN-2011 01:28:03	Twilight	50.000	116	19Del Sgr	2.7000	4100.0	100	48652	No
16	GOM_NL__2PRFIN20110620_013013_000000543103_00362_48652_6220.N1	20-JUN-2011 01:30:13	Bright	53.500	155	41Pi Sgr	2.9000	6600.0	107	48652	No
17	GOM_NL__2PRFIN20110620_013916_000000443103_00362_48652_6221.N1	20-JUN-2011 01:39:16	Bright	43.500	126	60Bet Oph	2.7700	4250.0	87	48652	No
18	GOM_NL__2PRFIN20110620_014142_000000403103_00362_48652_6222.N1	20-JUN-2011 01:41:42	Bright	40.000	59	55Alp Oph	2.0800	8900.0	80	48652	No
19	GOM_NL__2PRFIN20110620_015140_000000453103_00362_48652_6223.N1	20-JUN-2011 01:51:40	Bright	45.000	5	3Alp Lyr	0.033000	11000.	90	48652	No
20	GOM_NL__2PRFIN20110620_015322_000000413103_00362_48652_6224.N1	20-JUN-2011 01:53:22	Bright	40.500	130	23Bet Dra	2.7990	5800.0	81	48652	No
21	GOM_NL__2PRFIN20110620_020320_000000483103_00362_48652_6225.N1	20-JUN-2011 02:03:20	Bright	47.500	89	5Alp Cep	2.4510	8000.0	95	48652	No
22	GOM_NL__2PRFIN20110620_021007_000000453103_00362_48652_6226.N1	20-JUN-2011 02:10:07	Bright	44.500	74	11Bet Cas	2.2680	6600.0	89	48652	No
23	GOM_NL__2PRFIN20110620_021135_000000653103_00362_48652_6227.N1	20-JUN-2011 02:11:35	Bright	65.000	68	18Alp Cas	2.2250	4500.0	130	48652	No
24	GOM_NL__2PRFIN20110620_021705_000000423103_00362_48652_6228.N1	20-JUN-2011 02:17:05	Bright	41.500	73	57Gam1And	2.2600	13100.	83	48652	No
25	GOM_NL__2PRFIN20110620_021927_000000623103_00362_48652_6229.N1	20-JUN-2011 02:19:27	Twilight	61.500	53	43Bet And	2.0480	3300.0	123	48652	No
26	GOM_NL__2PRFIN20110620_022310_000000483103_00362_48652_6230.N1	20-JUN-2011 02:23:10	Twilight	48.000	50	13Alp Ari	2.0070	4250.0	96	48652	No
27	GOM_NL__2PRFIN20110620_023952_000000593103_00362_48652_6231.N1	20-JUN-2011 02:39:52	Dark	59.000	52	16Bet Cet	2.0370	4500.0	118	48652	No
28	GOM_NL__2PRFIN20110620_024543_000000563103_00362_48652_6232.N1	20-JUN-2011 02:45:43	Dark	56.000	84	Alp Phe	2.3970	4500.0	112	48652	No
29	GOM_NL__2PRFIN20110620_025206_000000493103_00363_48653_6227.N1	20-JUN-2011 02:52:06	Dark	49.000	63	Bet Gru	2.1500	2800.0	98	48653	No
30	GOM_NL__2PRFIN20110620_025408_000000513103_00363_48653_6228.N1	20-JUN-2011 02:54:08	Straylight	50.500	31	Alp Gru	1.7340	15200.	101	48653	No
31	GOM_NL__2PRFIN20110620_025730_000000433103_00363_48653_6229.N1	20-JUN-2011 02:57:30	Straylight	43.000	45	Alp Pav	1.9400	26000.	86	48653	No
32	GOM_NL__2PRFIN20110620_030651_000000483103_00363_48653_6230.N1	20-JUN-2011 03:06:51	Twilight	48.000	38	20Eps Sgr	1.8360	11000.	96	48653	No
33	GOM_NL__2PRFIN20110620_030817_000000473103_00363_48653_6231.N1	20-JUN-2011 03:08:17	Twilight	46.500	116	19Del Sgr	2.7000	4100.0	93	48653	No
34	GOM_NL__2PRFIN20110620_031028_000000523103_00363_48653_6232.N1	20-JUN-2011 03:10:28	Bright	51.500	155	41Pi Sgr	2.9000	6600.0	103	48653	No
35	GOM_NL__2PRFIN20110620_031930_000000423103_00363_48653_6233.N1	20-JUN-2011 03:19:30	Bright	42.000	126	60Bet Oph	2.7700	4250.0	84	48653	No
36	GOM_NL__2PRFIN20110620_032156_000000423103_00363_48653_6234.N1	20-JUN-2011 03:21:56	Bright	41.500	59	55Alp Oph	2.0800	8900.0	83	48653	No
37	GOM_NL__2PRFIN20110620_033154_000000493103_00363_48653_6235.N1	20-JUN-2011 03:31:54	Bright	48.500	5	3Alp Lyr	0.033000	11000.	97	48653	No
38	GOM_NL__2PRFIN20110620_033336_000000373103_00363_48653_6236.N1	20-JUN-2011 03:33:36	Bright	37.000	130	23Bet Dra	2.7990	5800.0	74	48653	No
39	GOM_NL__2PRFIN20110620_034333_000000493103_00363_48653_6237.N1	20-JUN-2011 03:43:33	Bright	48.500	89	5Alp Cep	2.4510	8000.0	97	48653	No
40	GOM_NL__2PRFIN20110620_035020_000000463103_00363_48653_6238.N1	20-JUN-2011 03:50:20	Bright	46.000	74	11Bet Cas	2.2680	6600.0	92	48653	No
41	GOM_NL__2PRFIN20110620_035149_000000473103_00363_48653_6239.N1	20-JUN-2011 03:51:49	Bright	47.000	68	18Alp Cas	2.2250	4500.0	94	48653	No
42	GOM_NL__2PRFIN20110620_035718_000000443103_00363_48653_6240.N1	20-JUN-2011 03:57:18	Bright	43.500	73	57Gam1And	2.2600	13100.	87	48653	No

43	GOM_NL__2PRFIN20110620_035941_000000583103_00363_48653_6241.N1	20-JUN-2011 03:59:41	Twilight	57.500	53	43Bet And	2.0480	3300.0	115	48653	No
44	GOM_NL__2PRFIN20110620_040324_000000503103_00363_48653_6242.N1	20-JUN-2011 04:03:24	Twilight	49.500	50	13Alp Ari	2.0070	4250.0	99	48653	No
45	GOM_NL__2PRFIN20110620_042007_000000613103_00363_48653_6243.N1	20-JUN-2011 04:20:07	Dark	60.500	52	16Bet Cet	2.0370	4500.0	121	48653	No
46	GOM_NL__2PRFIN20110620_042558_000000463103_00363_48653_6244.N1	20-JUN-2011 04:25:58	Dark	46.000	84	Alp Phe	2.3970	4500.0	92	48653	No
47	GOM_NL__2PRFIN20110620_043221_000000543103_00364_48654_6257.N1	20-JUN-2011 04:32:21	Dark	54.000	63	Bet Gru	2.1500	2800.0	108	48654	No
48	GOM_NL__2PRFIN20110620_043423_000000513103_00364_48654_6258.N1	20-JUN-2011 04:34:23	Straylight	51.000	31	Alp Gru	1.7340	15200.	102	48654	No
49	GOM_NL__2PRFIN20110620_043745_000000453103_00364_48654_6259.N1	20-JUN-2011 04:37:45	Straylight	45.000	45	Alp Pav	1.9400	26000.	90	48654	No
50	GOM_NL__2PRFIN20110620_044705_000000483103_00364_48654_6260.N1	20-JUN-2011 04:47:05	Twilight	47.500	38	20Eps Sgr	1.8360	11000.	95	48654	No
51	GOM_NL__2PRFIN20110620_044831_000000523103_00364_48654_6261.N1	20-JUN-2011 04:48:31	Twilight	52.000	116	19Del Sgr	2.7000	4100.0	104	48654	No
52	GOM_NL__2PRFIN20110620_045042_000000533103_00364_48654_6262.N1	20-JUN-2011 04:50:42	Bright	52.500	155	41Pi Sgr	2.9000	6600.0	105	48654	No
53	GOM_NL__2PRFIN20110620_045944_000000433103_00364_48654_6263.N1	20-JUN-2011 04:59:44	Bright	43.000	126	60Bet Oph	2.7700	4250.0	86	48654	No
54	GOM_NL__2PRFIN20110620_050210_000000423103_00364_48654_6264.N1	20-JUN-2011 05:02:10	Bright	42.000	59	55Alp Oph	2.0800	8900.0	84	48654	No
55	GOM_NL__2PRFIN20110620_051207_000000533103_00364_48654_6265.N1	20-JUN-2011 05:12:07	Bright	53.000	5	3Alp Lyr	0.033000	11000.	106	48654	No
56	GOM_NL__2PRFIN20110620_051350_000000423103_00364_48654_6266.N1	20-JUN-2011 05:13:50	Bright	41.500	130	23Bet Dra	2.7990	5800.0	83	48654	No
57	GOM_NL__2PRFIN20110620_052346_000000483103_00364_48654_6267.N1	20-JUN-2011 05:23:46	Bright	48.000	89	5Alp Cep	2.4510	8000.0	96	48654	No
58	GOM_NL__2PRFIN20110620_053033_000000473103_00364_48654_6268.N1	20-JUN-2011 05:30:33	Bright	47.000	74	11Bet Cas	2.2680	6600.0	94	48654	No
59	GOM_NL__2PRFIN20110620_053203_000000463103_00364_48654_6269.N1	20-JUN-2011 05:32:03	Bright	46.000	68	18Alp Cas	2.2250	4500.0	92	48654	No
60	GOM_NL__2PRFIN20110620_053733_000000423103_00364_48654_6270.N1	20-JUN-2011 05:37:33	Bright	42.000	73	57Gam1And	2.2600	13100.	84	48654	No
61	GOM_NL__2PRFIN20110620_053955_000000573103_00364_48654_6271.N1	20-JUN-2011 05:39:55	Twilight	56.500	53	43Bet And	2.0480	3300.0	113	48654	No
62	GOM_NL__2PRFIN20110620_054338_000000503103_00364_48654_6272.N1	20-JUN-2011 05:43:38	Twilight	49.500	50	13Alp Ari	2.0070	4250.0	99	48654	No
63	GOM_NL__2PRFIN20110620_060023_000000603103_00364_48654_6273.N1	20-JUN-2011 06:00:23	Dark	60.000	52	16Bet Cet	2.0370	4500.0	120	48654	No
64	GOM_NL__2PRFIN20110620_060613_000000563103_00364_48654_6274.N1	20-JUN-2011 06:06:13	Dark	56.000	84	Alp Phe	2.3970	4500.0	112	48654	No
65	GOM_NL__2PRFIN20110620_061236_000000573103_00365_48655_6268.N1	20-JUN-2011 06:12:36	Dark	56.500	63	Bet Gru	2.1500	2800.0	113	48655	No
66	GOM_NL__2PRFIN20110620_061438_000000493103_00365_48655_6269.N1	20-JUN-2011 06:14:38	Straylight	48.500	31	Alp Gru	1.7340	15200.	97	48655	No
67	GOM_NL__2PRFIN20110620_061759_000000413103_00365_48655_6270.N1	20-JUN-2011 06:17:59	Straylight	41.000	45	Alp Pav	1.9400	26000.	82	48655	No
68	GOM_NL__2PRFIN20110620_062719_000000463103_00365_48655_6271.N1	20-JUN-2011 06:27:19	Twilight	46.000	38	20Eps Sgr	1.8360	11000.	92	48655	No
69	GOM_NL__2PRFIN20110620_062846_000000493103_00365_48655_6272.N1	20-JUN-2011 06:28:46	Twilight	49.000	116	19Del Sgr	2.7000	4100.0	98	48655	No
70	GOM_NL__2PRFIN20110620_063056_000000533103_00365_48655_6273.N1	20-JUN-2011 06:30:56	Bright	52.500	155	41Pi Sgr	2.9000	6600.0	105	48655	No
71	GOM_NL__2PRFIN20110620_063958_000000413103_00365_48655_6274.N1	20-JUN-2011 06:39:58	Bright	41.000	126	60Bet Oph	2.7700	4250.0	82	48655	No
72	GOM_NL__2PRFIN20110620_064223_000000413103_00365_48655_6275.N1	20-JUN-2011 06:42:23	Bright	41.000	59	55Alp Oph	2.0800	8900.0	82	48655	No
73	GOM_NL__2PRFIN20110620_065220_000000533103_00365_48655_6276.N1	20-JUN-2011 06:52:20	Bright	53.000	5	3Alp Lyr	0.033000	11000.	106	48655	No
74	GOM_NL__2PRFIN20110620_065404_000000403103_00365_48655_6277.N1	20-JUN-2011 06:54:04	Bright	39.500	130	23Bet Dra	2.7990	5800.0	79	48655	No
75	GOM_NL__2PRFIN20110620_070400_000000473103_00365_48655_6278.N1	20-JUN-2011 07:04:00	Bright	47.000	89	5Alp Cep	2.4510	8000.0	94	48655	No
76	GOM_NL__2PRFIN20110620_071047_000000473103_00365_48655_6279.N1	20-JUN-2011 07:10:47	Bright	46.500	74	11Bet Cas	2.2680	6600.0	93	48655	No
77	GOM_NL__2PRFIN20110620_071216_000000453103_00365_48655_6280.N1	20-JUN-2011 07:12:16	Bright	45.000	68	18Alp Cas	2.2250	4500.0	90	48655	No
78	GOM_NL__2PRFIN20110620_071746_000000593103_00365_48655_6281.N1	20-JUN-2011 07:17:46	Bright	59.000	73	57Gam1And	2.2600	13100.	118	48655	No
79	GOM_NL__2PRFIN20110620_072009_000000693103_00365_48655_6282.N1	20-JUN-2011 07:20:09	Twilight	69.000	53	43Bet And	2.0480	3300.0	138	48655	No
80	GOM_NL__2PRFIN20110620_072353_000000513103_00365_48655_6283.N1	20-JUN-2011 07:23:53	Twilight	50.500	50	13Alp Ari	2.0070	4250.0	101	48655	No
81	GOM_NL__2PRFIN20110620_074038_000000603103_00365_48655_6284.N1	20-JUN-2011 07:40:38	Dark	60.000	52	16Bet Cet	2.0370	4500.0	120	48655	No
82	GOM_NL__2PRFIN20110620_074628_000000563103_00365_48655_6285.N1	20-JUN-2011 07:46:28	Dark	55.500	84	Alp Phe	2.3970	4500.0	111	48655	No
83	GOM_NL__2PRFIN20110620_075251_000000603103_00366_48656_6319.N1	20-JUN-2011 07:52:51	Dark	60.000	63	Bet Gru	2.1500	2800.0	120	48656	No
84	GOM_NL__2PRFIN20110620_075453_000000493103_00366_48656_6320.N1	20-JUN-2011 07:54:53	Straylight	49.000	31	Alp Gru	1.7340	15200.	98	48656	No
85	GOM_NL__2PRFIN20110620_075814_000000453103_00366_48656_6321.N1	20-JUN-2011 07:58:14	Straylight	44.500	45	Alp Pav	1.9400	26000.	89	48656	No
86	GOM_NL__2PRFIN20110620_080734_000000503103_00366_48656_6322.N1	20-JUN-2011 08:07:34	Twilight	49.500	38	20Eps Sgr	1.8360	11000.	99	48656	No
87	GOM_NL__2PRFIN20110620_080900_000000483103_00366_48656_6323.N1	20-JUN-2011 08:09:00	Twilight	47.500	116	19Del Sgr	2.7000	4100.0	95	48656	No
88	GOM_NL__2PRFIN20110620_081111_000000523103_00366_48656_6324.N1	20-JUN-2011 08:11:11	Bright	52.000	155	41Pi Sgr	2.9000	6600.0	104	48656	No
89	GOM_NL__2PRFIN20110620_082012_000000413103_00366_48656_6325.N1	20-JUN-2011 08:20:12	Bright	40.500	126	60Bet Oph	2.7700	4250.0	81	48656	No
90	GOM_NL__2PRFIN20110620_082237_000000423103_00366_48656_6326.N1	20-JUN-2011 08:22:37	Bright	41.500	59	55Alp Oph	2.0800	8900.0	83	48656	No
91	GOM_NL__2PRFIN20110620_083234_000000513103_00366_48656_6327.N1	20-JUN-2011 08:32:34	Bright	50.500	5	3Alp Lyr	0.033000	11000.	101	48656	No
92	GOM_NL__2PRFIN20110620_083417_000000413103_00366_48656_6328.N1	20-JUN-2011 08:34:17	Bright	40.500	130	23Bet Dra	2.7990	5800.0	81	48656	No
93	GOM_NL__2PRFIN20110620_084413_000000453103_00366_48656_6329.N1	20-JUN-2011 08:44:13	Bright	44.500	89	5Alp Cep	2.4510	8000.0	89	48656	No
94	GOM_NL__2PRFIN20110620_085101_000000463103_00366_48656_6330.N1	20-JUN-2011 08:51:01	Bright	45.500	74	11Bet Cas	2.2680	6600.0	91	48656	No
95	GOM_NL__2PRFIN20110620_085230_000000463103_00366_48656_6331.N1	20-JUN-2011 08:52:30	Bright	45.500	68	18Alp Cas	2.2250	4500.0	91	48656	No
96	GOM_NL__2PRFIN20110620_085801_000000443103_00366_48656_6332.N1	20-JUN-2011 08:58:01	Bright	43.500	73	57Gam1And	2.2600	13100.	87	48656	No
97	GOM_NL__2PRFIN20110620_090023_000000603103_00366_48656_6333.N1	20-JUN-2011 09:00:23	Twilight	59.500	53	43Bet And	2.0480	3300.0	119	48656	No
98	GOM_NL__2PRFIN20110620_090407_000000523103_00366_48656_6334.N1	20-JUN-2011 09:04:07	Twilight	51.500	50	13Alp Ari	2.0070	4250.0	103	48656	No
99	GOM_NL__2PRFIN20110620_092053_000000663103_00366_48656_6335.N1	20-JUN-2011 09:20:53	Dark	66.000	52	16Bet Cet	2.0370	4500.0	132	48656	No
100	GOM_NL__2PRFIN20110620_092643_000000473103_00366_48656_6336.N1	20-JUN-2011 09:26:43	Dark	46.500	84	Alp Phe	2.3970	4500.0	93	48656	No
101	GOM_NL__2PRFIN20110620_093306_000000643103_00367_48657_6359.N1	20-JUN-2011 09:33:06	Dark	64.000	63	Bet Gru	2.1500	2800.0	128	48657	No

102	GOM_NL__2PRFIN20110620_093508_000000513103_00367_48657_6360.N1	20-JUN-2011 09:35:08	Straylight	50.500	31	Alp Gru	1.7340	15200.	101	48657	No
103	GOM_NL__2PRFIN20110620_093829_000000443103_00367_48657_6361.N1	20-JUN-2011 09:38:29	Straylight	43.500	45	Alp Pav	1.9400	26000.	87	48657	No
104	GOM_NL__2PRFIN20110620_094748_000000483103_00367_48657_6362.N1	20-JUN-2011 09:47:48	Twilight	47.500	38	20Eps Sgr	1.8360	11000.	95	48657	No
105	GOM_NL__2PRFIN20110620_094914_000000473103_00367_48657_6363.N1	20-JUN-2011 09:49:14	Twilight	47.000	116	19Del Sgr	2.7000	4100.0	94	48657	No
106	GOM_NL__2PRFIN20110620_095125_000000523103_00367_48657_6364.N1	20-JUN-2011 09:51:25	Bright	52.000	155	41Pi Sgr	2.9000	6600.0	104	48657	No
107	GOM_NL__2PRFIN20110620_100026_000000413103_00367_48657_6365.N1	20-JUN-2011 10:00:26	Bright	41.000	126	60Bet Oph	2.7700	4250.0	82	48657	No
108	GOM_NL__2PRFIN20110620_100251_000000443103_00367_48657_6366.N1	20-JUN-2011 10:02:51	Bright	44.000	59	55Alp Oph	2.0800	8900.0	88	48657	No
109	GOM_NL__2PRFIN20110620_101247_000000513103_00367_48657_6367.N1	20-JUN-2011 10:12:47	Bright	51.000	5	3Alp Lyr	0.033000	11000.	102	48657	No
110	GOM_NL__2PRFIN20110620_101431_000000413103_00367_48657_6368.N1	20-JUN-2011 10:14:31	Bright	41.000	130	23Bet Dra	2.7990	5800.0	82	48657	No
111	GOM_NL__2PRFIN20110620_102426_000000493103_00367_48657_6369.N1	20-JUN-2011 10:24:26	Bright	48.500	89	5Alp Cep	2.4510	8000.0	97	48657	No
112	GOM_NL__2PRFIN20110620_103114_000000483103_00367_48657_6370.N1	20-JUN-2011 10:31:14	Bright	47.500	74	11Bet Cas	2.2680	6600.0	95	48657	No
113	GOM_NL__2PRFIN20110620_103244_000000433103_00367_48657_6371.N1	20-JUN-2011 10:32:44	Bright	43.000	68	18Alp Cas	2.2250	4500.0	86	48657	No
114	GOM_NL__2PRFIN20110620_103814_000000433103_00367_48657_6372.N1	20-JUN-2011 10:38:14	Bright	43.000	73	57Gam1And	2.2600	13100.	86	48657	No
115	GOM_NL__2PRFIN20110620_104037_000000593103_00367_48657_6373.N1	20-JUN-2011 10:40:37	Twilight	59.000	53	43Bet And	2.0480	3300.0	118	48657	No
116	GOM_NL__2PRFIN20110620_104421_000000513103_00367_48657_6374.N1	20-JUN-2011 10:44:21	Twilight	50.500	50	13Alp Ari	2.0070	4250.0	101	48657	No
117	GOM_NL__2PRFIN20110620_110108_000000593103_00367_48657_6375.N1	20-JUN-2011 11:01:08	Dark	58.500	52	16Bet Cet	2.0370	4500.0	117	48657	No
118	GOM_NL__2PRFIN20110620_110658_000000463103_00367_48657_6376.N1	20-JUN-2011 11:06:58	Dark	46.000	84	Alp Phe	2.3970	4500.0	92	48657	No
119	GOM_NL__2PRFIN20110620_111321_000000523103_00368_48658_6395.N1	20-JUN-2011 11:13:21	Dark	52.000	63	Bet Gru	2.1500	2800.0	104	48658	No
120	GOM_NL__2PRFIN20110620_111523_000000503103_00368_48658_6396.N1	20-JUN-2011 11:15:23	Straylight	50.000	31	Alp Gru	1.7340	15200.	100	48658	No
121	GOM_NL__2PRFIN20110620_111843_000000443103_00368_48658_6397.N1	20-JUN-2011 11:18:43	Straylight	44.000	45	Alp Pav	1.9400	26000.	88	48658	No
122	GOM_NL__2PRFIN20110620_112802_000000463103_00368_48658_6398.N1	20-JUN-2011 11:28:02	Twilight	46.000	38	20Eps Sgr	1.8360	11000.	92	48658	No
123	GOM_NL__2PRFIN20110620_112929_000000473103_00368_48658_6399.N1	20-JUN-2011 11:29:29	Twilight	47.000	116	19Del Sgr	2.7000	4100.0	94	48658	No
124	GOM_NL__2PRFIN20110620_113139_000000523103_00368_48658_6400.N1	20-JUN-2011 11:31:39	Bright	51.500	155	41Pi Sgr	2.9000	6600.0	103	48658	No
125	GOM_NL__2PRFIN20110620_114040_000000403103_00368_48658_6401.N1	20-JUN-2011 11:40:40	Bright	40.000	126	60Bet Oph	2.7700	4250.0	80	48658	No
126	GOM_NL__2PRFIN20110620_114305_000000393103_00368_48658_6402.N1	20-JUN-2011 11:43:05	Bright	39.000	59	55Alp Oph	2.0800	8900.0	78	48658	No
127	GOM_NL__2PRFIN20110620_115300_000000493103_00368_48658_6403.N1	20-JUN-2011 11:53:00	Bright	49.000	5	3Alp Lyr	0.033000	11000.	98	48658	No
128	GOM_NL__2PRFIN20110620_115445_000000513103_00368_48658_6404.N1	20-JUN-2011 11:54:45	Bright	51.000	130	23Bet Dra	2.7990	5800.0	102	48658	No
129	GOM_NL__2PRFIN20110620_120439_000000483103_00368_48658_6405.N1	20-JUN-2011 12:04:39	Bright	48.000	89	5Alp Cep	2.4510	8000.0	96	48658	No
130	GOM_NL__2PRFIN20110620_121128_000000673103_00368_48658_6406.N1	20-JUN-2011 12:11:28	Bright	67.000	74	11Bet Cas	2.2680	6600.0	134	48658	No
131	GOM_NL__2PRFIN20110620_121257_000000653103_00368_48658_6407.N1	20-JUN-2011 12:12:57	Bright	65.000	68	18Alp Cas	2.2250	4500.0	130	48658	No
132	GOM_NL__2PRFIN20110620_121829_000000433103_00368_48658_6408.N1	20-JUN-2011 12:18:29	Bright	43.000	73	57Gam1And	2.2600	13100.	86	48658	No
133	GOM_NL__2PRFIN20110620_122051_000000643103_00368_48658_6409.N1	20-JUN-2011 12:20:51	Twilight	64.000	53	43Bet And	2.0480	3300.0	128	48658	No
134	GOM_NL__2PRFIN20110620_122435_000000513103_00368_48658_6410.N1	20-JUN-2011 12:24:35	Twilight	51.000	50	13Alp Ari	2.0070	4250.0	102	48658	No
135	GOM_NL__2PRFIN20110620_124123_000000613103_00368_48658_6411.N1	20-JUN-2011 12:41:23	Dark	61.000	52	16Bet Cet	2.0370	4500.0	122	48658	No
136	GOM_NL__2PRFIN20110620_124712_000000473103_00368_48658_6412.N1	20-JUN-2011 12:47:12	Dark	46.500	84	Alp Phe	2.3970	4500.0	93	48658	No
137	GOM_NL__2PRFIN20110620_125335_000000523103_00369_48659_6426.N1	20-JUN-2011 12:53:35	Dark	52.000	63	Bet Gru	2.1500	2800.0	104	48659	No
138	GOM_NL__2PRFIN20110620_125538_000000513103_00369_48659_6427.N1	20-JUN-2011 12:55:38	Straylight	51.000	31	Alp Gru	1.7340	15200.	102	48659	No
139	GOM_NL__2PRFIN20110620_125857_000000453103_00369_48659_6428.N1	20-JUN-2011 12:58:57	Straylight	45.000	45	Alp Pav	1.9400	26000.	90	48659	No
140	GOM_NL__2PRFIN20110620_130817_000000473103_00369_48659_6429.N1	20-JUN-2011 13:08:17	Twilight	46.500	38	20Eps Sgr	1.8360	11000.	93	48659	No
141	GOM_NL__2PRFIN20110620_130943_000000453103_00369_48659_6430.N1	20-JUN-2011 13:09:43	Twilight	44.500	116	19Del Sgr	2.7000	4100.0	89	48659	No
142	GOM_NL__2PRFIN20110620_131153_000000513103_00369_48659_6431.N1	20-JUN-2011 13:11:53	Bright	50.500	155	41Pi Sgr	2.9000	6600.0	101	48659	No
143	GOM_NL__2PRFIN20110620_132053_000000423103_00369_48659_6432.N1	20-JUN-2011 13:20:53	Bright	41.500	126	60Bet Oph	2.7700	4250.0	83	48659	No
144	GOM_NL__2PRFIN20110620_132319_000000413103_00369_48659_6433.N1	20-JUN-2011 13:23:19	Bright	41.000	59	55Alp Oph	2.0800	8900.0	82	48659	No
145	GOM_NL__2PRFIN20110620_133313_000000453103_00369_48659_6434.N1	20-JUN-2011 13:33:13	Bright	45.000	5	3Alp Lyr	0.033000	11000.	90	48659	No
146	GOM_NL__2PRFIN20110620_133458_000000423103_00369_48659_6435.N1	20-JUN-2011 13:34:58	Bright	41.500	130	23Bet Dra	2.7990	5800.0	83	48659	No
147	GOM_NL__2PRFIN20110620_134453_000000483103_00369_48659_6436.N1	20-JUN-2011 13:44:53	Bright	48.000	89	5Alp Cep	2.4510	8000.0	96	48659	No
148	GOM_NL__2PRFIN20110620_135141_000000583103_00369_48659_6437.N1	20-JUN-2011 13:51:41	Bright	58.000	74	11Bet Cas	2.2680	6600.0	116	48659	No
149	GOM_NL__2PRFIN20110620_135311_000000473103_00369_48659_6438.N1	20-JUN-2011 13:53:11	Bright	47.000	68	18Alp Cas	2.2250	4500.0	94	48659	No
150	GOM_NL__2PRFIN20110620_135843_000000433103_00369_48659_6439.N1	20-JUN-2011 13:58:43	Bright	42.500	73	57Gam1And	2.2600	13100.	85	48659	No
151	GOM_NL__2PRFIN20110620_140105_000000623103_00369_48659_6440.N1	20-JUN-2011 14:01:05	Twilight	62.000	53	43Bet And	2.0480	3300.0	124	48659	No
152	GOM_NL__2PRFIN20110620_140450_000000493103_00369_48659_6441.N1	20-JUN-2011 14:04:50	Twilight	49.000	50	13Alp Ari	2.0070	4250.0	98	48659	No
153	GOM_NL__2PRFIN20110620_142139_000000633103_00369_48659_6442.N1	20-JUN-2011 14:21:39	Dark	62.500	52	16Bet Cet	2.0370	4500.0	125	48659	No
154	GOM_NL__2PRFIN20110620_142727_000000493103_00369_48659_6443.N1	20-JUN-2011 14:27:27	Dark	48.500	84	Alp Phe	2.3970	4500.0	97	48659	No
155	GOM_NL__2PRFIN20110620_143350_000000533103_00370_48660_6471.N1	20-JUN-2011 14:33:50	Dark	53.000	63	Bet Gru	2.1500	2800.0	106	48660	No
156	GOM_NL__2PRFIN20110620_143553_000000513103_00370_48660_6472.N1	20-JUN-2011 14:35:53	Straylight	51.000	31	Alp Gru	1.7340	15200.	102	48660	No
157	GOM_NL__2PRFIN20110620_143912_000000433103_00370_48660_6473.N1	20-JUN-2011 14:39:12	Straylight	43.000	45	Alp Pav	1.9400	26000.	86	48660	No
158	GOM_NL__2PRFIN20110620_144831_000000483103_00370_48660_6474.N1	20-JUN-2011 14:48:31	Twilight	47.500	38	20Eps Sgr	1.8360	11000.	95	48660	No
159	GOM_NL__2PRFIN20110620_144957_000000493103_00370_48660_6475.N1	20-JUN-2011 14:49:57	Twilight	48.500	116	19Del Sgr	2.7000	4100.0	97	48660	No
160	GOM_NL__2PRFIN20110620_145207_000000533103_00370_48660_6476.N1	20-JUN-2011 14:52:07	Bright	52.500	155	41Pi Sgr	2.9000	6600.0	105	48660	No

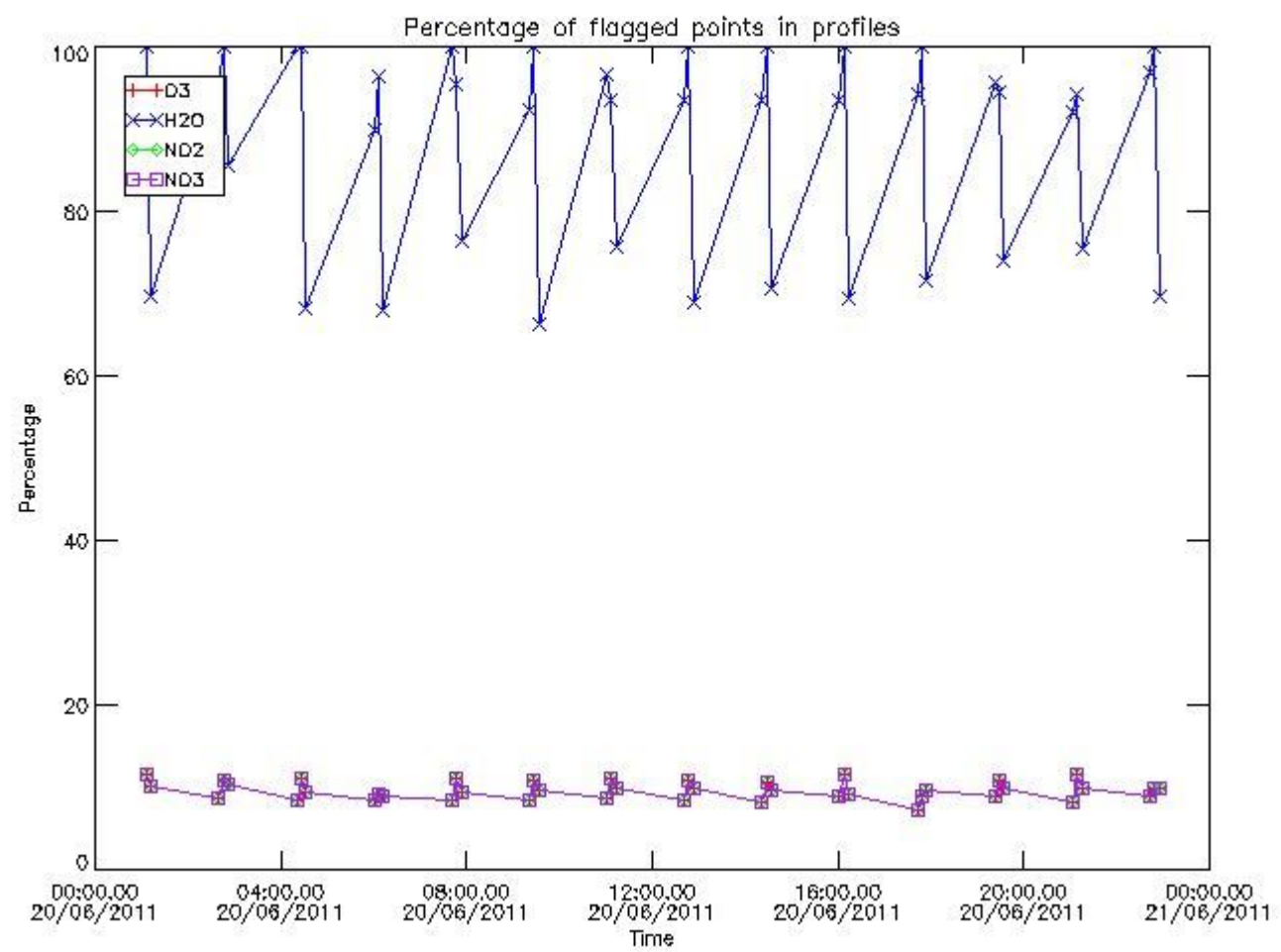
161	GOM_NL__2PRFIN20110620_150107_000000413103_00370_48660_6477.N1	20-JUN-2011 15:01:07	Bright	41.000	126	60Bet Oph	2.7700	4250.0	82	48660	No
162	GOM_NL__2PRFIN20110620_150333_000000423103_00370_48660_6478.N1	20-JUN-2011 15:03:33	Bright	42.000	59	55Alp Oph	2.0800	8900.0	84	48660	No
163	GOM_NL__2PRFIN20110620_151327_000000513103_00370_48660_6479.N1	20-JUN-2011 15:13:27	Bright	51.000	5	3Alp Lyr	0.033000	11000.	102	48660	No
164	GOM_NL__2PRFIN20110620_151512_000000413103_00370_48660_6480.N1	20-JUN-2011 15:15:12	Bright	40.500	130	23Bet Dra	2.7990	5800.0	81	48660	No
165	GOM_NL__2PRFIN20110620_152506_000000463103_00370_48660_6481.N1	20-JUN-2011 15:25:06	Bright	45.500	89	5Alp Cep	2.4510	8000.0	91	48660	No
166	GOM_NL__2PRFIN20110620_153155_000000673103_00370_48660_6482.N1	20-JUN-2011 15:31:55	Bright	67.000	74	11Bet Cas	2.2680	6600.0	134	48660	No
167	GOM_NL__2PRFIN20110620_153325_000000553103_00370_48660_6483.N1	20-JUN-2011 15:33:25	Bright	54.500	68	18Alp Cas	2.2250	4500.0	109	48660	No
168	GOM_NL__2PRFIN20110620_153856_000000433103_00370_48660_6484.N1	20-JUN-2011 15:38:56	Bright	42.500	73	57Gam1And	2.2600	13100.	85	48660	No
169	GOM_NL__2PRFIN20110620_154119_000000643103_00370_48660_6485.N1	20-JUN-2011 15:41:19	Twi_and_stray	63.500	53	43Bet And	2.0480	3300.0	127	48660	No
170	GOM_NL__2PRFIN20110620_154504_000000523103_00370_48660_6486.N1	20-JUN-2011 15:45:04	Twilight	51.500	50	13Alp Ari	2.0070	4250.0	103	48660	No
171	GOM_NL__2PRFIN20110620_160154_000000633103_00370_48660_6487.N1	20-JUN-2011 16:01:54	Dark	63.000	52	16Bet Cet	2.0370	4500.0	126	48660	No
172	GOM_NL__2PRFIN20110620_160742_000000453103_00370_48660_6488.N1	20-JUN-2011 16:07:42	Dark	44.500	84	Alp Phe	2.3970	4500.0	89	48660	No
173	GOM_NL__2PRFIN20110620_161406_000000563103_00371_48661_6505.N1	20-JUN-2011 16:14:06	Dark	56.000	63	Bet Gru	2.1500	2800.0	112	48661	No
174	GOM_NL__2PRFIN20110620_161608_000000523103_00371_48661_6506.N1	20-JUN-2011 16:16:08	Straylight	52.000	31	Alp Gru	1.7340	15200.	104	48661	No
175	GOM_NL__2PRFIN20110620_161927_000000433103_00371_48661_6507.N1	20-JUN-2011 16:19:27	Straylight	43.000	45	Alp Pav	1.9400	26000.	86	48661	No
176	GOM_NL__2PRFIN20110620_162845_000000473103_00371_48661_6508.N1	20-JUN-2011 16:28:45	Twi_and_stray	47.000	38	20Eps Sgr	1.8360	11000.	94	48661	No
177	GOM_NL__2PRFIN20110620_163012_000000453103_00371_48661_6509.N1	20-JUN-2011 16:30:12	Twi_and_stray	44.500	116	19Del Sgr	2.7000	4100.0	89	48661	No
178	GOM_NL__2PRFIN20110620_163222_000000533103_00371_48661_6510.N1	20-JUN-2011 16:32:22	Bright	53.000	155	41Pi Sgr	2.9000	6600.0	106	48661	No
179	GOM_NL__2PRFIN20110620_164121_000000413103_00371_48661_6511.N1	20-JUN-2011 16:41:21	Bright	40.500	126	60Bet Oph	2.7700	4250.0	81	48661	No
180	GOM_NL__2PRFIN20110620_164346_000000413103_00371_48661_6512.N1	20-JUN-2011 16:43:46	Bright	41.000	59	55Alp Oph	2.0800	8900.0	82	48661	No
181	GOM_NL__2PRFIN20110620_165340_000000513103_00371_48661_6513.N1	20-JUN-2011 16:53:40	Bright	51.000	5	3Alp Lyr	0.033000	11000.	102	48661	No
182	GOM_NL__2PRFIN20110620_165526_000000413103_00371_48661_6514.N1	20-JUN-2011 16:55:26	Bright	40.500	130	23Bet Dra	2.7990	5800.0	81	48661	No
183	GOM_NL__2PRFIN20110620_170520_000000483103_00371_48661_6515.N1	20-JUN-2011 17:05:20	Bright	47.500	89	5Alp Cep	2.4510	8000.0	95	48661	No
184	GOM_NL__2PRFIN20110620_171209_000000673103_00371_48661_6516.N1	20-JUN-2011 17:12:09	Bright	67.000	74	11Bet Cas	2.2680	6600.0	134	48661	No
185	GOM_NL__2PRFIN20110620_171338_000000453103_00371_48661_6517.N1	20-JUN-2011 17:13:38	Bright	44.500	68	18Alp Cas	2.2250	4500.0	89	48661	No
186	GOM_NL__2PRFIN20110620_171911_000000433103_00371_48661_6518.N1	20-JUN-2011 17:19:11	Bright	43.000	73	57Gam1And	2.2600	13100.	86	48661	No
187	GOM_NL__2PRFIN20110620_172133_000000593103_00371_48661_6519.N1	20-JUN-2011 17:21:33	Twi_and_stray	58.500	53	43Bet And	2.0480	3300.0	117	48661	No
188	GOM_NL__2PRFIN20110620_172518_000000523103_00371_48661_6520.N1	20-JUN-2011 17:25:18	Twilight	52.000	50	13Alp Ari	2.0070	4250.0	104	48661	No
189	GOM_NL__2PRFIN20110620_174209_000000703103_00371_48661_6521.N1	20-JUN-2011 17:42:09	Dark	70.000	52	16Bet Cet	2.0370	4500.0	140	48661	No
190	GOM_NL__2PRFIN20110620_174757_000000573103_00371_48661_6522.N1	20-JUN-2011 17:47:57	Dark	57.000	84	Alp Phe	2.3970	4500.0	114	48661	No
191	GOM_NL__2PRFIN20110620_175421_000000533103_00372_48662_6544.N1	20-JUN-2011 17:54:21	Dark	53.000	63	Bet Gru	2.1500	2800.0	106	48662	No
192	GOM_NL__2PRFIN20110620_175623_000000493103_00372_48662_6545.N1	20-JUN-2011 17:56:23	Straylight	48.500	31	Alp Gru	1.7340	15200.	97	48662	No
193	GOM_NL__2PRFIN20110620_175941_000000423103_00372_48662_6546.N1	20-JUN-2011 17:59:41	Straylight	42.000	45	Alp Pav	1.9400	26000.	84	48662	No
194	GOM_NL__2PRFIN20110620_180900_000000483103_00372_48662_6547.N1	20-JUN-2011 18:09:00	Twi_and_stray	47.500	38	20Eps Sgr	1.8360	11000.	95	48662	No
195	GOM_NL__2PRFIN20110620_181026_000000513103_00372_48662_6548.N1	20-JUN-2011 18:10:26	Twi_and_stray	50.500	116	19Del Sgr	2.7000	4100.0	101	48662	No
196	GOM_NL__2PRFIN20110620_181236_000000533103_00372_48662_6549.N1	20-JUN-2011 18:12:36	Bright	52.500	155	41Pi Sgr	2.9000	6600.0	105	48662	No
197	GOM_NL__2PRFIN20110620_182135_000000413103_00372_48662_6550.N1	20-JUN-2011 18:21:35	Bright	41.000	126	60Bet Oph	2.7700	4250.0	82	48662	No
198	GOM_NL__2PRFIN20110620_182400_000000423103_00372_48662_6551.N1	20-JUN-2011 18:24:00	Bright	41.500	59	55Alp Oph	2.0800	8900.0	83	48662	No
199	GOM_NL__2PRFIN20110620_183353_000000503103_00372_48662_6552.N1	20-JUN-2011 18:33:53	Bright	50.000	5	3Alp Lyr	0.033000	11000.	100	48662	No
200	GOM_NL__2PRFIN20110620_183539_000000413103_00372_48662_6553.N1	20-JUN-2011 18:35:39	Bright	41.000	130	23Bet Dra	2.7990	5800.0	82	48662	No
201	GOM_NL__2PRFIN20110620_184533_000000463103_00372_48662_6554.N1	20-JUN-2011 18:45:33	Bright	46.000	89	5Alp Cep	2.4510	8000.0	92	48662	No
202	GOM_NL__2PRFIN20110620_185222_000000673103_00372_48662_6555.N1	20-JUN-2011 18:52:22	Bright	67.000	74	11Bet Cas	2.2680	6600.0	134	48662	No
203	GOM_NL__2PRFIN20110620_185352_000000653103_00372_48662_6556.N1	20-JUN-2011 18:53:52	Bright	65.000	68	18Alp Cas	2.2250	4500.0	130	48662	No
204	GOM_NL__2PRFIN20110620_185925_000000443103_00372_48662_6557.N1	20-JUN-2011 18:59:25	Bright	43.500	73	57Gam1And	2.2600	13100.	87	48662	No
205	GOM_NL__2PRFIN20110620_190147_000000473103_00372_48662_6558.N1	20-JUN-2011 19:01:47	Bright	46.500	173	4Bet Tri	3.0040	8900.0	93	48662	No
206	GOM_NL__2PRFIN20110620_190533_000000513103_00372_48662_6559.N1	20-JUN-2011 19:05:33	Twilight	51.000	50	13Alp Ari	2.0070	4250.0	102	48662	No
207	GOM_NL__2PRFIN20110620_192225_000000583103_00372_48662_6560.N1	20-JUN-2011 19:22:25	Dark	57.500	52	16Bet Cet	2.0370	4500.0	115	48662	No
208	GOM_NL__2PRFIN20110620_192812_000000473103_00372_48662_6561.N1	20-JUN-2011 19:28:12	Dark	46.500	84	Alp Phe	2.3970	4500.0	93	48662	No
209	GOM_NL__2PRFIN20110620_193436_000000623103_00373_48663_6597.N1	20-JUN-2011 19:34:36	Dark	62.000	63	Bet Gru	2.1500	2800.0	124	48663	No
210	GOM_NL__2PRFIN20110620_193638_000000483103_00373_48663_6598.N1	20-JUN-2011 19:36:38	Straylight	47.500	31	Alp Gru	1.7340	15200.	95	48663	No
211	GOM_NL__2PRFIN20110620_193956_000000433103_00373_48663_6599.N1	20-JUN-2011 19:39:56	Straylight	43.000	45	Alp Pav	1.9400	26000.	86	48663	No
212	GOM_NL__2PRFIN20110620_194914_000000483103_00373_48663_6600.N1	20-JUN-2011 19:49:14	Twi_and_stray	48.000	38	20Eps Sgr	1.8360	11000.	96	48663	No
213	GOM_NL__2PRFIN20110620_195040_000000473103_00373_48663_6601.N1	20-JUN-2011 19:50:40	Twi_and_stray	47.000	116	19Del Sgr	2.7000	4100.0	94	48663	No
214	GOM_NL__2PRFIN20110620_195251_000000523103_00373_48663_6602.N1	20-JUN-2011 19:52:51	Bright	52.000	155	41Pi Sgr	2.9000	6600.0	104	48663	No
215	GOM_NL__2PRFIN20110620_200149_000000413103_00373_48663_6603.N1	20-JUN-2011 20:01:49	Bright	41.000	126	60Bet Oph	2.7700	4250.0	82	48663	No
216	GOM_NL__2PRFIN20110620_200414_000000413103_00373_48663_6604.N1	20-JUN-2011 20:04:14	Bright	41.000	59	55Alp Oph	2.0800	8900.0	82	48663	No
217	GOM_NL__2PRFIN20110620_201406_000000523103_00373_48663_6605.N1	20-JUN-2011 20:14:06	Bright	52.000	5	3Alp Lyr	0.033000	11000.	104	48663	No
218	GOM_NL__2PRFIN20110620_201553_000000393103_00373_48663_6606.N1	20-JUN-2011 20:15:53	Bright	39.000	130	23Bet Dra	2.7990	5800.0	78	48663	No
219	GOM_NL__2PRFIN20110620_202546_000000473103_00373_48663_6607.N1	20-JUN-2011 20:25:46	Bright	47.000	89	5Alp Cep	2.4510	8000.0	94	48663	No

220	GOM_NL__2PRFIN20110620_203236_000000453103_00373_48663_6608.N1	20-JUN-2011 20:32:36	Bright	45.000	74	11Bet Cas	2.2680	6600.0	90	48663	No
221	GOM_NL__2PRFIN20110620_203406_000000653103_00373_48663_6609.N1	20-JUN-2011 20:34:06	Bright	65.000	68	18Alp Cas	2.2250	4500.0	130	48663	No
222	GOM_NL__2PRFIN20110620_203939_000000443103_00373_48663_6610.N1	20-JUN-2011 20:39:39	Bright	43.500	73	57Gam1And	2.2600	13100.	87	48663	No
223	GOM_NL__2PRFIN20110620_204201_000000453103_00373_48663_6611.N1	20-JUN-2011 20:42:01	Bright	45.000	173	4Bet Tri	3.0040	8900.0	90	48663	No
224	GOM_NL__2PRFIN20110620_204547_000000513103_00373_48663_6612.N1	20-JUN-2011 20:45:47	Twilight	50.500	50	13Alp Ari	2.0070	4250.0	101	48663	No
225	GOM_NL__2PRFIN20110620_210240_000000633103_00373_48663_6613.N1	20-JUN-2011 21:02:40	Dark	62.500	52	16Bet Cet	2.0370	4500.0	125	48663	No
226	GOM_NL__2PRFIN20110620_210827_000000443103_00373_48663_6614.N1	20-JUN-2011 21:08:27	Dark	44.000	84	Alp Phe	2.3970	4500.0	88	48663	No
227	GOM_NL__2PRFIN20110620_211451_000000523103_00374_48664_6634.N1	20-JUN-2011 21:14:51	Dark	51.500	63	Bet Gru	2.1500	2800.0	103	48664	No
228	GOM_NL__2PRFIN20110620_211653_000000513103_00374_48664_6635.N1	20-JUN-2011 21:16:53	Straylight	50.500	31	Alp Gru	1.7340	15200.	101	48664	No
229	GOM_NL__2PRFIN20110620_212010_000000423103_00374_48664_6636.N1	20-JUN-2011 21:20:10	Straylight	41.500	45	Alp Pav	1.9400	26000.	83	48664	No
230	GOM_NL__2PRFIN20110620_212928_000000483103_00374_48664_6637.N1	20-JUN-2011 21:29:28	Tw_i_and_stray	47.500	38	20Eps Sgr	1.8360	11000.	95	48664	No
231	GOM_NL__2PRFIN20110620_213054_000000503103_00374_48664_6638.N1	20-JUN-2011 21:30:54	Tw_i_and_stray	50.000	116	19Del Sgr	2.7000	4100.0	100	48664	No
232	GOM_NL__2PRFIN20110620_213304_000000523103_00374_48664_6639.N1	20-JUN-2011 21:33:04	Bright	52.000	155	41Pi Sgr	2.9000	6600.0	104	48664	No
233	GOM_NL__2PRFIN20110620_214203_000000413103_00374_48664_6640.N1	20-JUN-2011 21:42:03	Bright	40.500	126	60Bet Oph	2.7700	4250.0	81	48664	No
234	GOM_NL__2PRFIN20110620_214428_000000413103_00374_48664_6641.N1	20-JUN-2011 21:44:28	Bright	40.500	59	55Alp Oph	2.0800	8900.0	81	48664	No
235	GOM_NL__2PRFIN20110620_215420_000000493103_00374_48664_6642.N1	20-JUN-2011 21:54:20	Bright	48.500	5	3Alp Lyr	0.033000	11000.	97	48664	No
236	GOM_NL__2PRFIN20110620_215607_000000393103_00374_48664_6643.N1	20-JUN-2011 21:56:07	Bright	39.000	130	23Bet Dra	2.7990	5800.0	78	48664	No
237	GOM_NL__2PRFIN20110620_220559_000000453103_00374_48664_6644.N1	20-JUN-2011 22:05:59	Bright	45.000	89	5Alp Cep	2.4510	8000.0	90	48664	No
238	GOM_NL__2PRFIN20110620_221249_000000453103_00374_48664_6645.N1	20-JUN-2011 22:12:49	Bright	45.000	74	11Bet Cas	2.2680	6600.0	90	48664	No
239	GOM_NL__2PRFIN20110620_221419_000000463103_00374_48664_6646.N1	20-JUN-2011 22:14:19	Bright	45.500	68	18Alp Cas	2.2250	4500.0	91	48664	No
240	GOM_NL__2PRFIN20110620_221953_000000423103_00374_48664_6647.N1	20-JUN-2011 22:19:53	Bright	42.000	73	57Gam1And	2.2600	13100.	84	48664	No
241	GOM_NL__2PRFIN20110620_222215_000000453103_00374_48664_6648.N1	20-JUN-2011 22:22:15	Bright	45.000	173	4Bet Tri	3.0040	8900.0	90	48664	No
242	GOM_NL__2PRFIN20110620_222601_000000493103_00374_48664_6649.N1	20-JUN-2011 22:26:01	Twilight	48.500	50	13Alp Ari	2.0070	4250.0	97	48664	No
243	GOM_NL__2PRFIN20110620_224255_000000633103_00374_48664_6650.N1	20-JUN-2011 22:42:55	Dark	63.000	52	16Bet Cet	2.0370	4500.0	126	48664	No
244	GOM_NL__2PRFIN20110620_224842_000000513103_00374_48664_6651.N1	20-JUN-2011 22:48:42	Dark	51.000	84	Alp Phe	2.3970	4500.0	102	48664	No
245	GOM_NL__2PRFIN20110620_225505_000000523103_00375_48665_6643.N1	20-JUN-2011 22:55:05	Dark	51.500	63	Bet Gru	2.1500	2800.0	103	48665	No
246	GOM_NL__2PRFIN20110620_225708_000000483103_00375_48665_6644.N1	20-JUN-2011 22:57:08	Straylight	48.000	31	Alp Gru	1.7340	15200.	96	48665	No
247	GOM_NL__2PRFIN20110620_230025_000000433103_00375_48665_6645.N1	20-JUN-2011 23:00:25	Straylight	42.500	45	Alp Pav	1.9400	26000.	85	48665	No
248	GOM_NL__2PRFIN20110620_230943_000000483103_00375_48665_6646.N1	20-JUN-2011 23:09:43	Tw_i_and_stray	47.500	38	20Eps Sgr	1.8360	11000.	95	48665	No
249	GOM_NL__2PRFIN20110620_231109_000000503103_00375_48665_6647.N1	20-JUN-2011 23:11:09	Tw_i_and_stray	50.000	116	19Del Sgr	2.7000	4100.0	100	48665	No
250	GOM_NL__2PRFIN20110620_231319_000000523103_00375_48665_6648.N1	20-JUN-2011 23:13:19	Bright	52.000	155	41Pi Sgr	2.9000	6600.0	104	48665	No
251	GOM_NL__2PRFIN20110620_232217_000000413103_00375_48665_6649.N1	20-JUN-2011 23:22:17	Bright	41.000	126	60Bet Oph	2.7700	4250.0	82	48665	No
252	GOM_NL__2PRFIN20110620_232442_000000423103_00375_48665_6650.N1	20-JUN-2011 23:24:42	Bright	42.000	59	55Alp Oph	2.0800	8900.0	84	48665	No
253	GOM_NL__2PRFIN20110620_233433_000000473103_00375_48665_6651.N1	20-JUN-2011 23:34:33	Bright	47.000	5	3Alp Lyr	0.033000	11000.	94	48665	No
254	GOM_NL__2PRFIN20110620_233621_000000373103_00375_48665_6652.N1	20-JUN-2011 23:36:21	Bright	37.000	130	23Bet Dra	2.7990	5800.0	74	48665	No
255	GOM_NL__2PRFIN20110620_234612_000000453103_00375_48665_6653.N1	20-JUN-2011 23:46:12	Bright	45.000	89	5Alp Cep	2.4510	8000.0	90	48665	No
256	GOM_NL__2PRFIN20110620_235303_000000673103_00375_48665_6654.N1	20-JUN-2011 23:53:03	Bright	67.000	74	11Bet Cas	2.2680	6600.0	134	48665	No
257	GOM_NL__2PRFIN20110620_235433_000000443103_00375_48665_6655.N1	20-JUN-2011 23:54:33	Bright	44.000	68	18Alp Cas	2.2250	4500.0	88	48665	No

3. Quality information per product

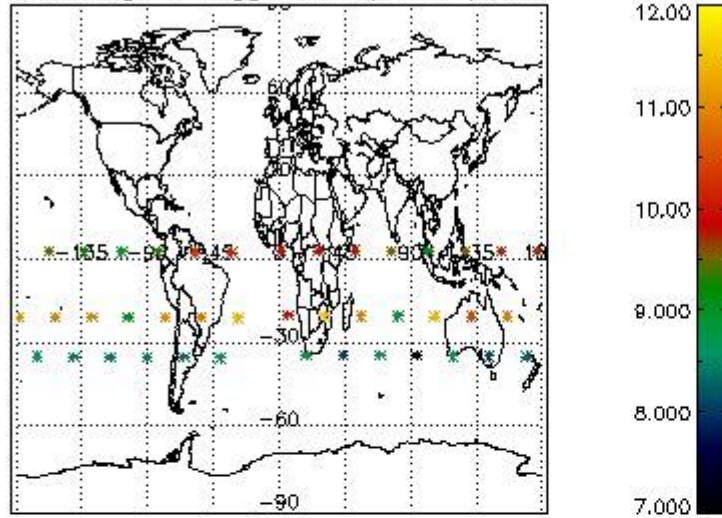
In this section it is plotted some information contained in the Quality Summary data set of the level 2 products. Only products in dark limb conditions and without errors (error flag in the MPH set to "0") are used.

3.1 Plot quality information per product (time dependant)

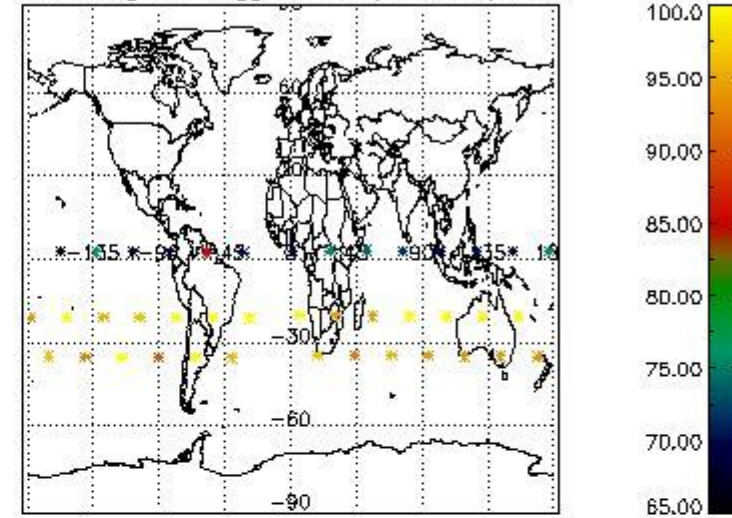


3.2 Plot quality information per product (world map)

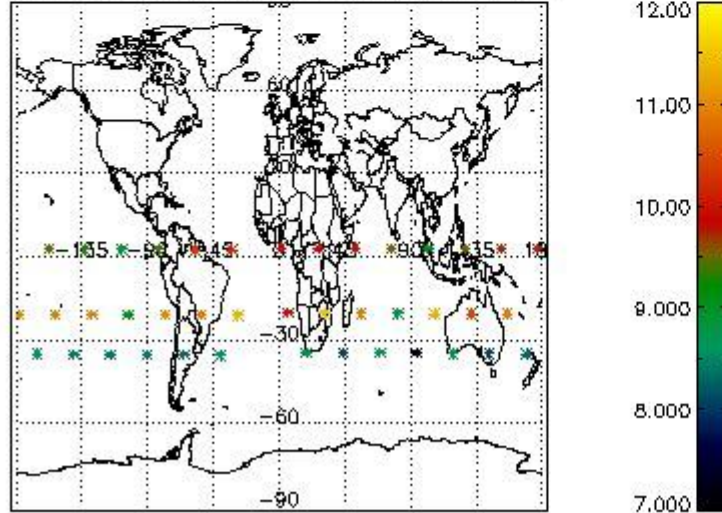
Percentage of flagged data per O3 profile



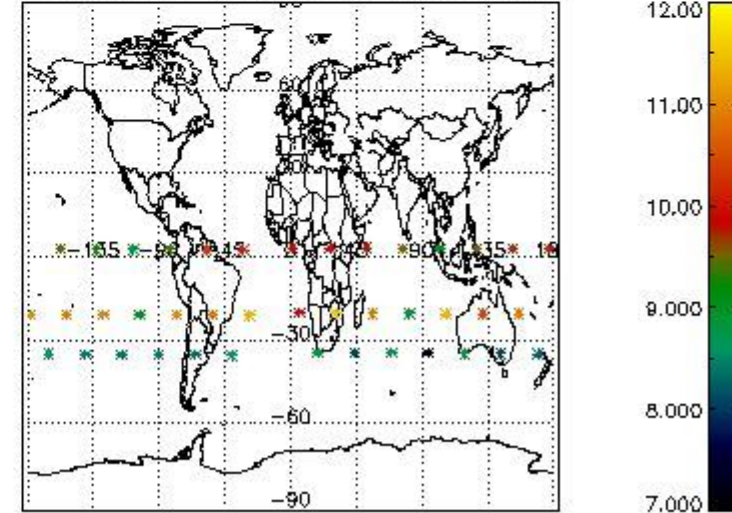
Percentage of flagged data per H2O profile



Percentage of flagged data per NO2 profile



Percentage of flagged data per NO3 profile

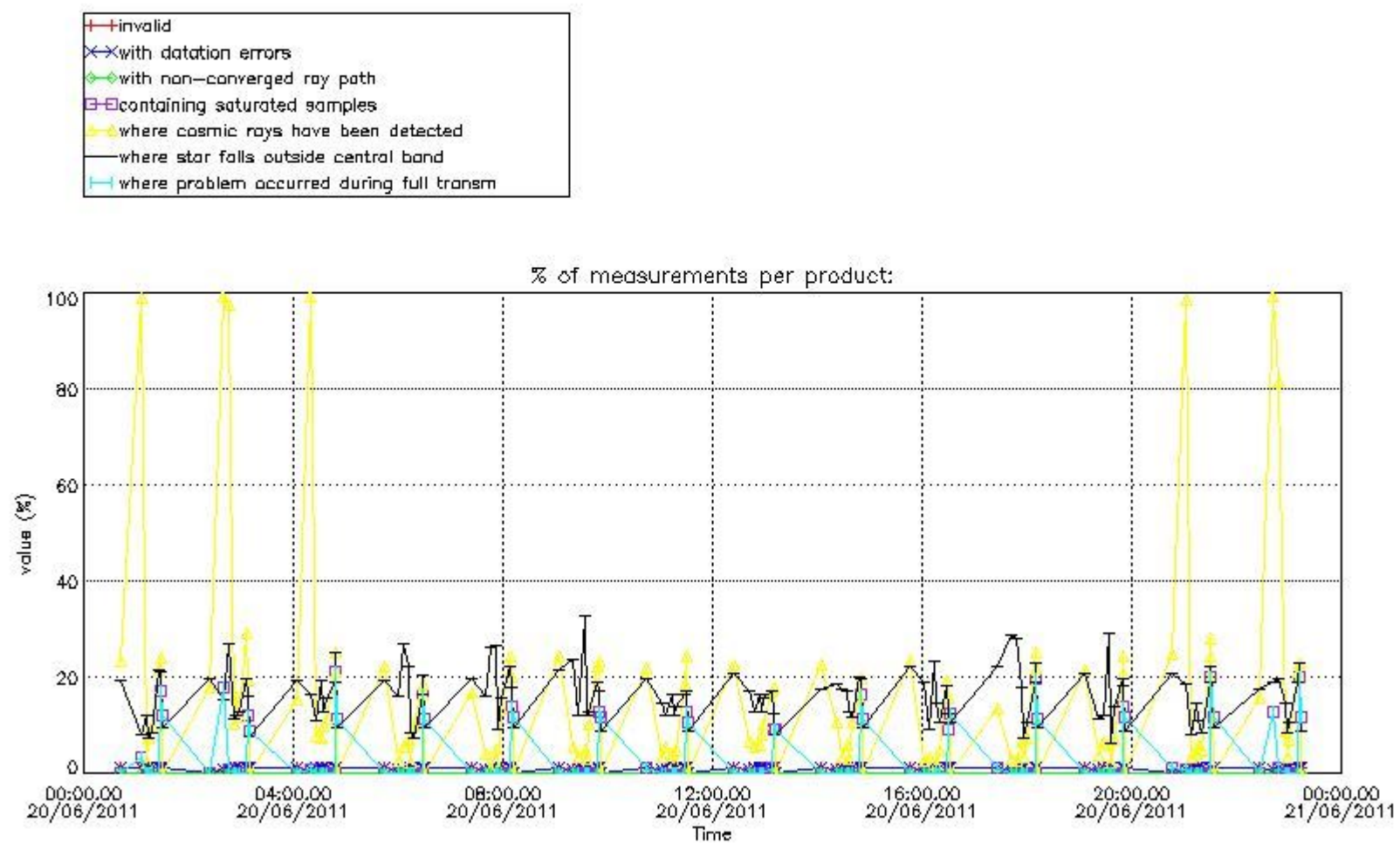


4. Level 1 quality information per product

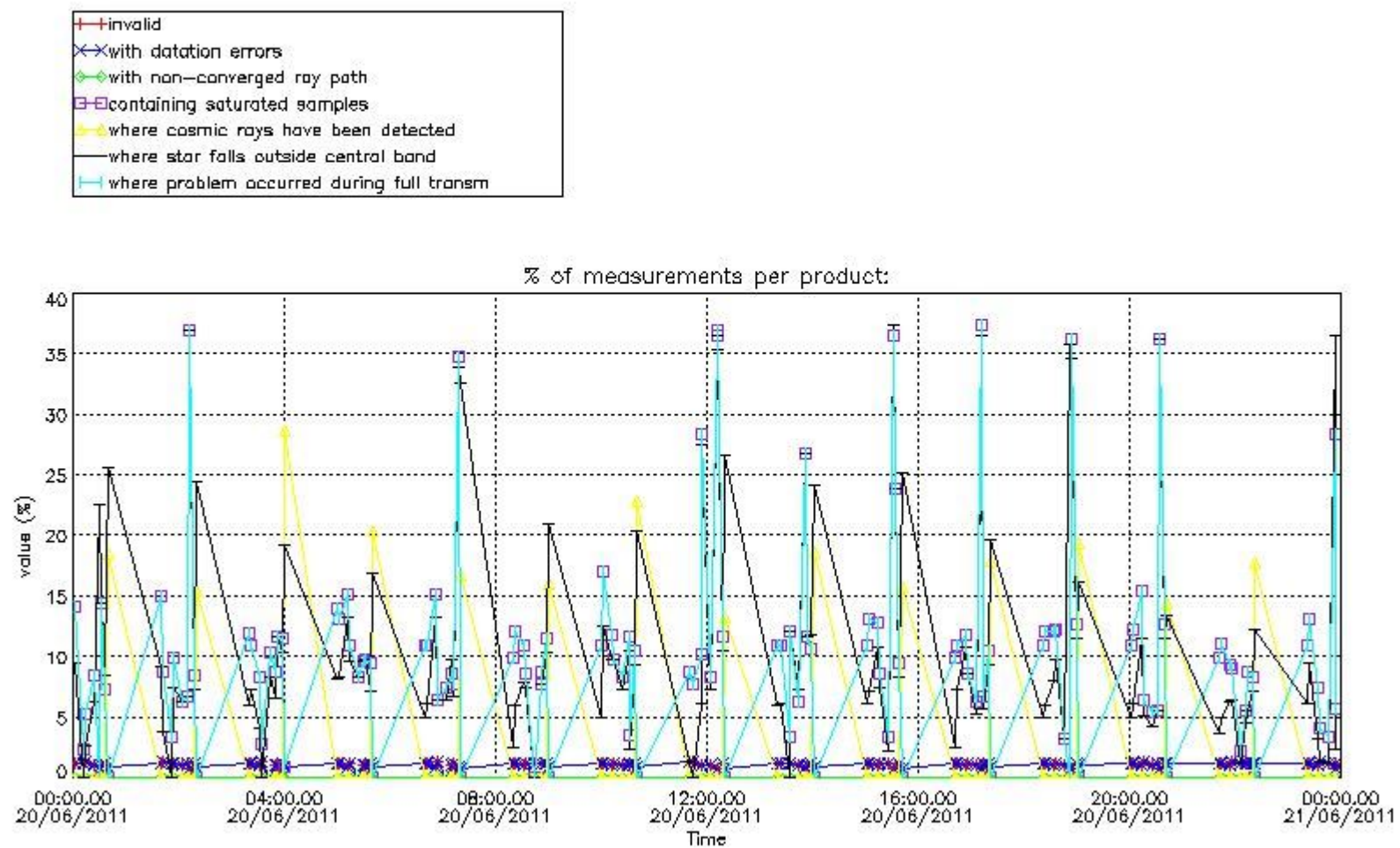
In this section it is plotted some information contained in the Quality Summary data set of the level 2 products that comes from the level 1b processing. Products without errors (error flag in the MPH set to "0") are used.

4.1 Plot quality information per product (time dependant) coming from level 1b processing

4.1.1 Plot level 1 quality information per product (time dependant): ENVISAT ASCENDING passes



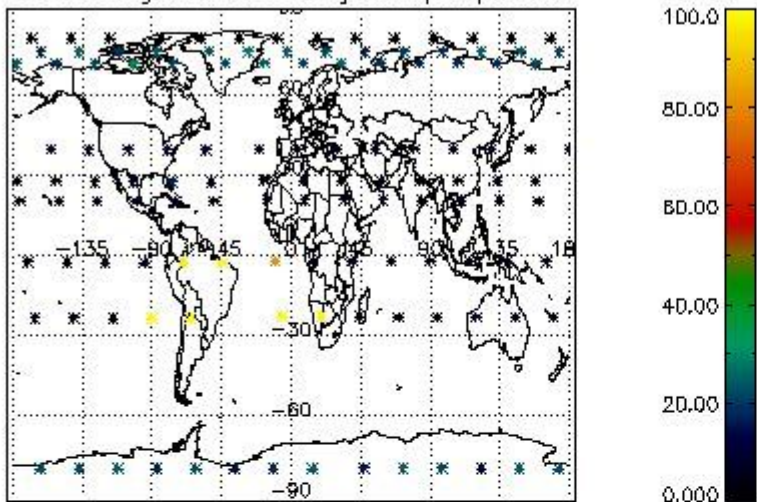
4.1.2 Plot level 1 quality information per product (time dependant): ENVI SAT DESCENDING passes



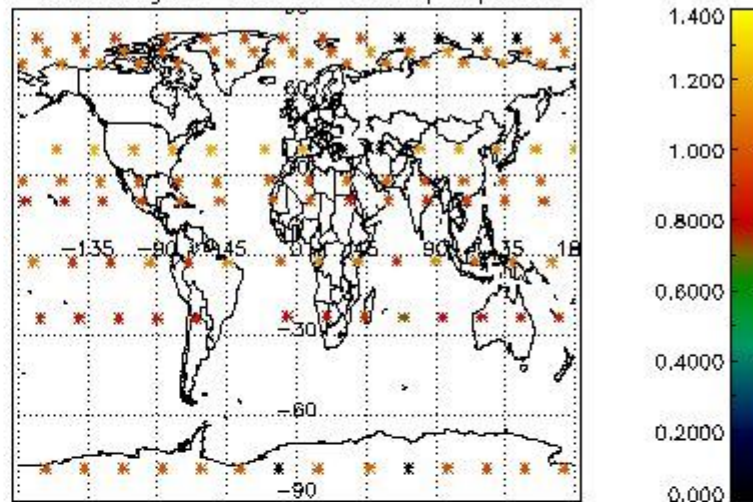
4.2 Plot quality information per product coming from level 1b processing (world map)

4.2.1 Plot level 1 quality information per product (world map): ENVISAT ASCENDING passes

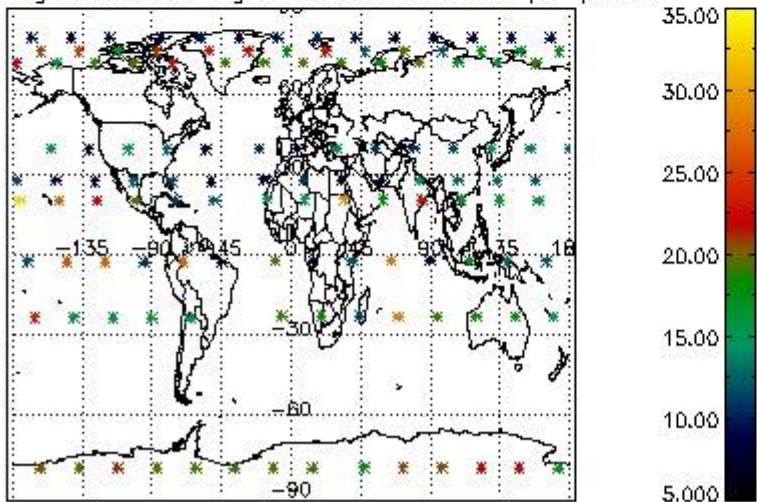
Percentage of cosmic ray hits per profile



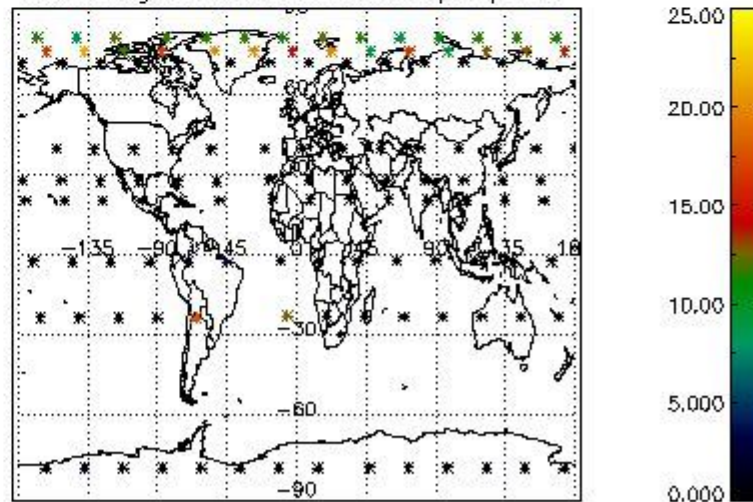
Percentage of datation errors per profile



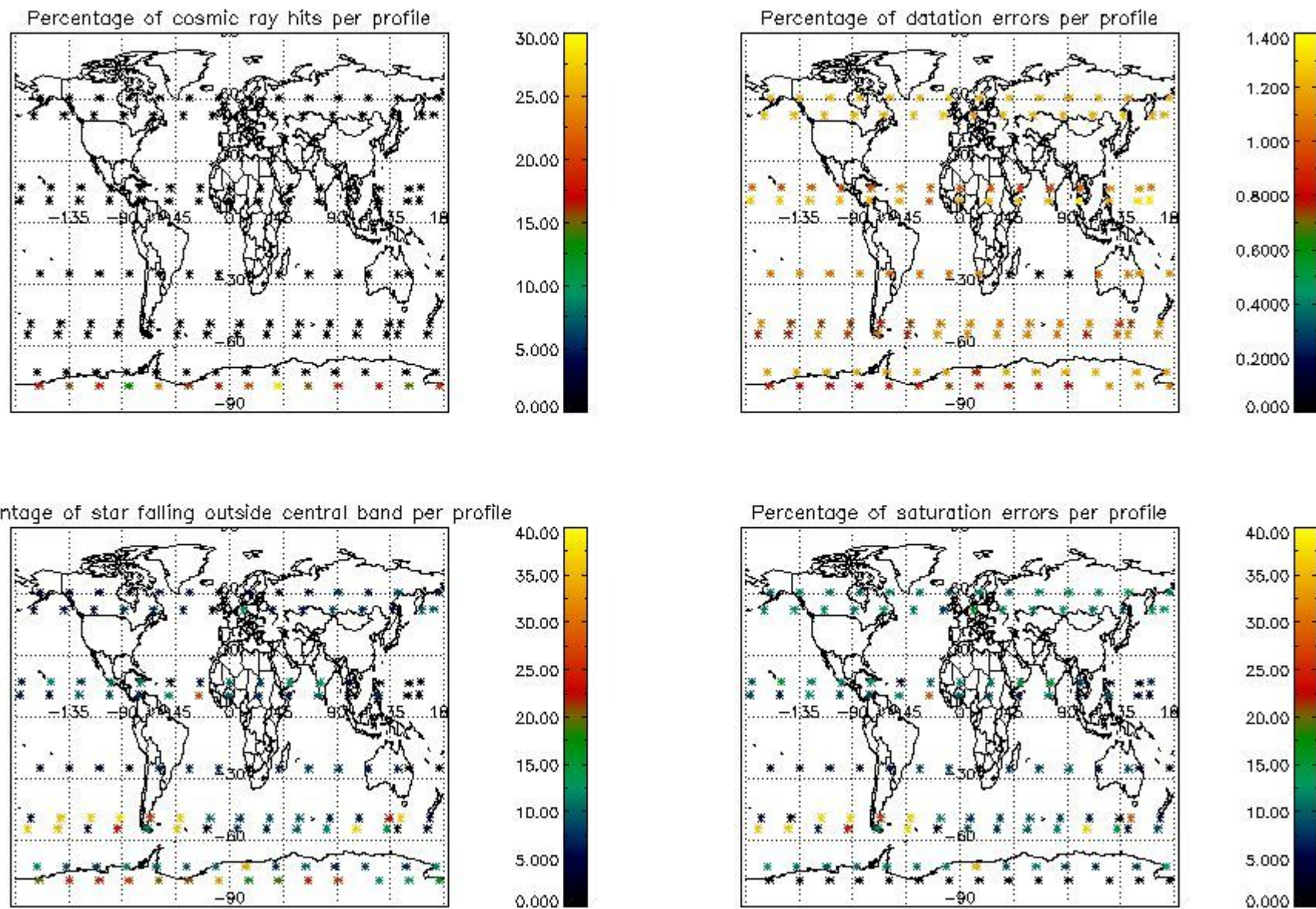
Percentage of star falling outside central band per profile



Percentage of saturation errors per profile



4.2.2 Plot level 1 quality information per product (world map): ENVISAT DESCENDING passes



5. Trace gas profiles

5.1 Ozone statistics based on quality of products

The final quality of the products can be "measured" using the STD (Standard Deviation) attached to every point profile. This information is written to the parameter GOM_NL__2P/NL_LOCAL_SPECIES_DENSITY/o3_std of the level 2 products. The table below shows the statistics for given STD ranges.

The statistics are given with respect to the overall valid production:

- Products without fatal errors: GOM_NL__2P/MPH/PRODUCT_ERR=0
- Valid point profile: GOM_NL__2P/NL_LOCAL_SPECIES_DENSITY/pcd(0)=0

The 'Criteria' is applied to valid points of dark limb products:

- Products in dark limb illumination condition: GOM_NL__2P/NL_SUMMARY_QUALITY/obs_ill_cond=0
- Products without fatal errors: GOM_NL__2P/MPH/PRODUCT_ERR=0
- Valid point profile: GOM_NL__2P/NL_LOCAL_SPECIES_DENSITY/pcd(0)=0

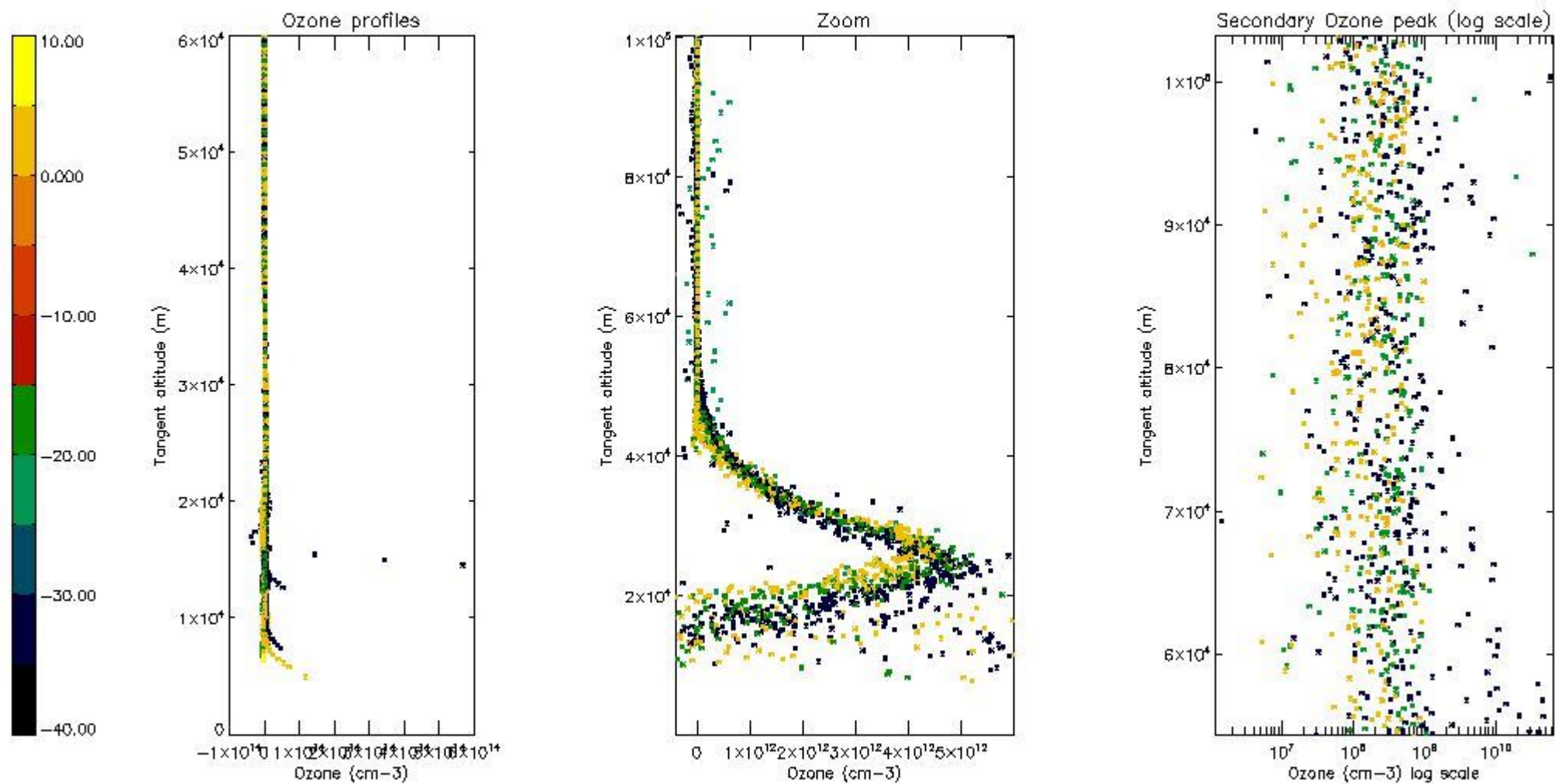
So, the table below shows the percentage of dark limb and valid observations for each criteria with respect to the overall valid daily observations.

Criteria	% of total production
All STD	19
STD < 20	5

STD < 10	2
STD < 5	0

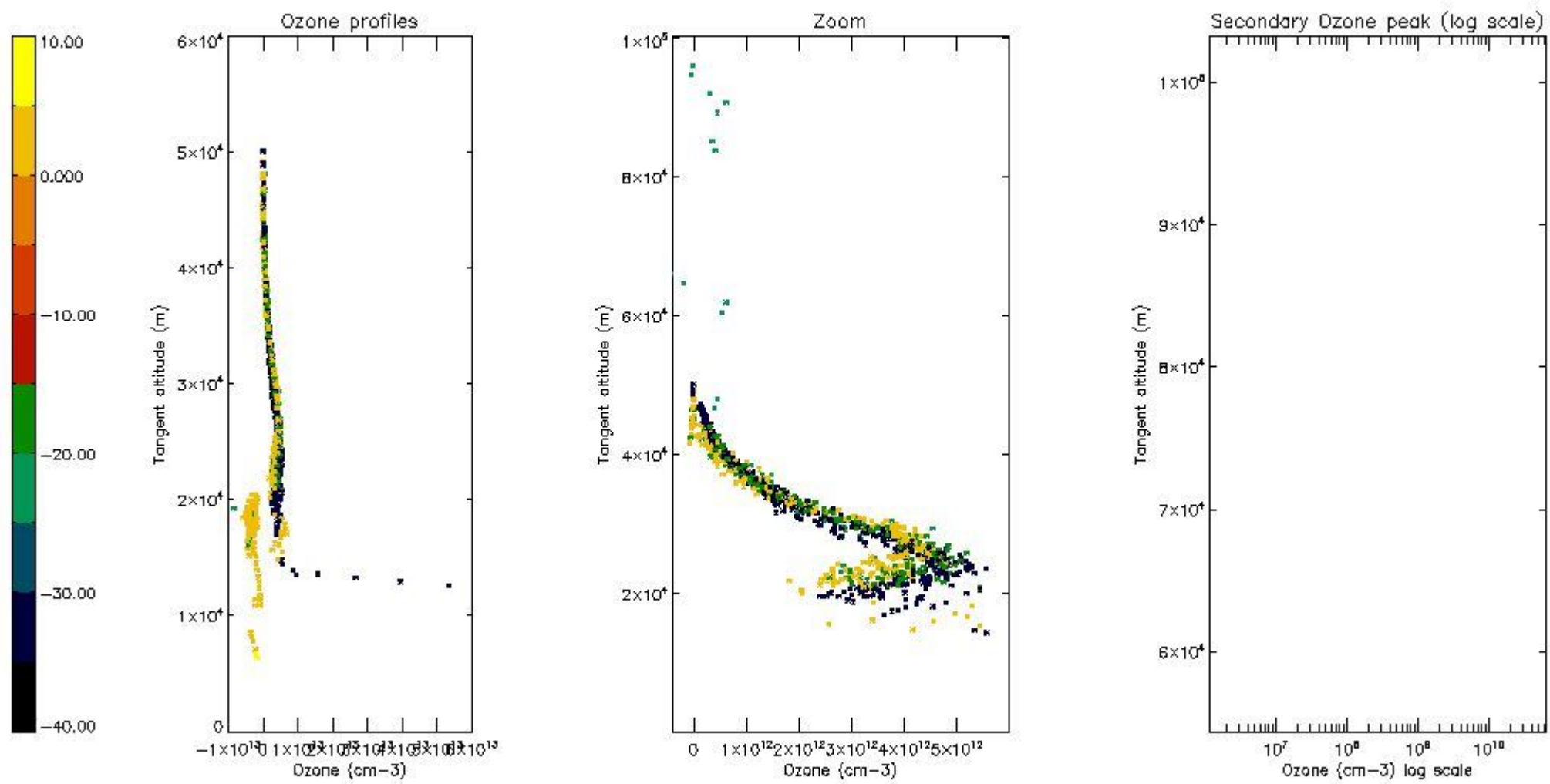
5.2 Plot ozone profiles for all STD (dark without errors)

The colorbar represents the latitude.



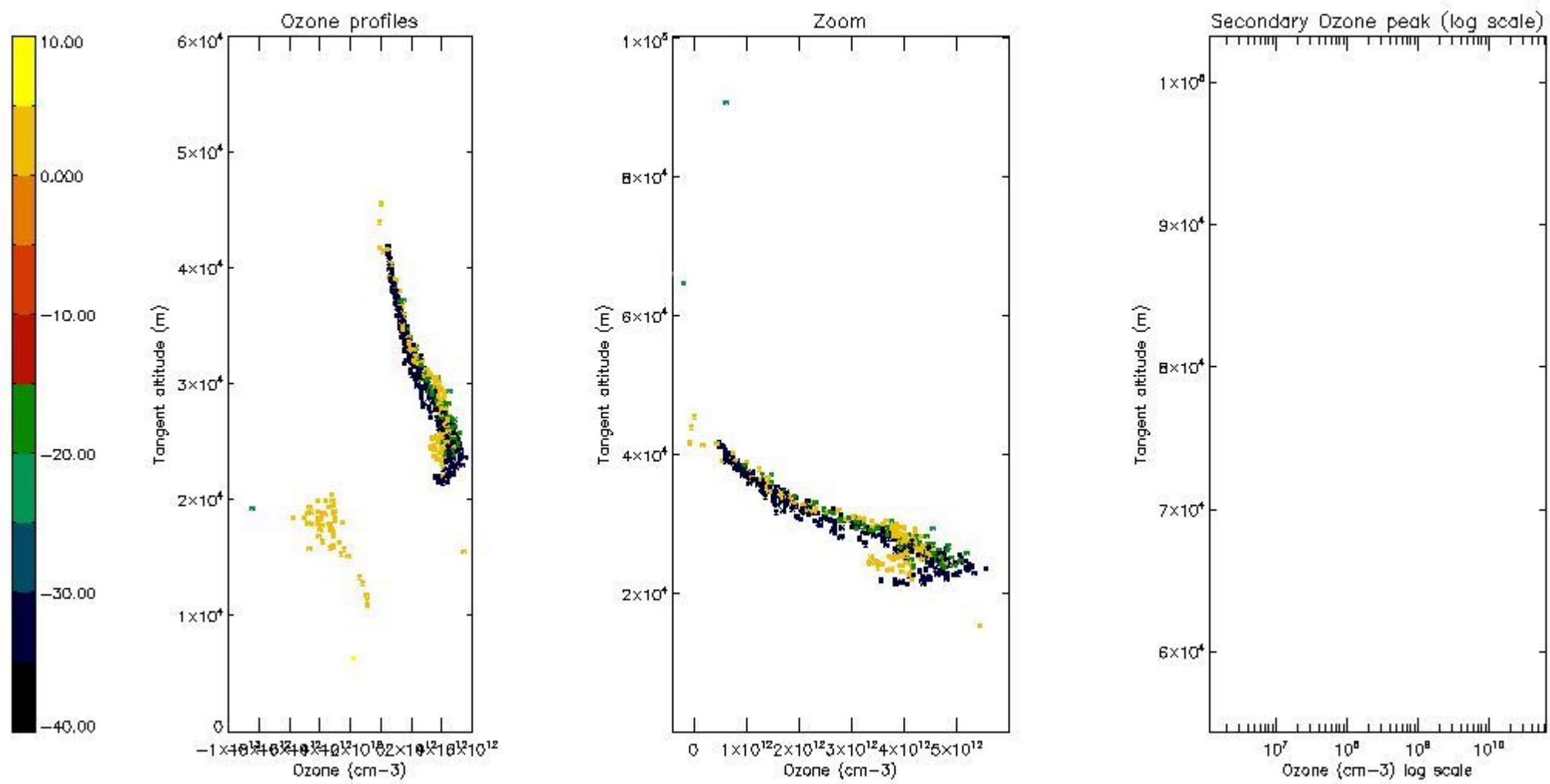
5.3 Plot ozone profiles where STD < 20% (dark without errors)

The colorbar represents the latitude.



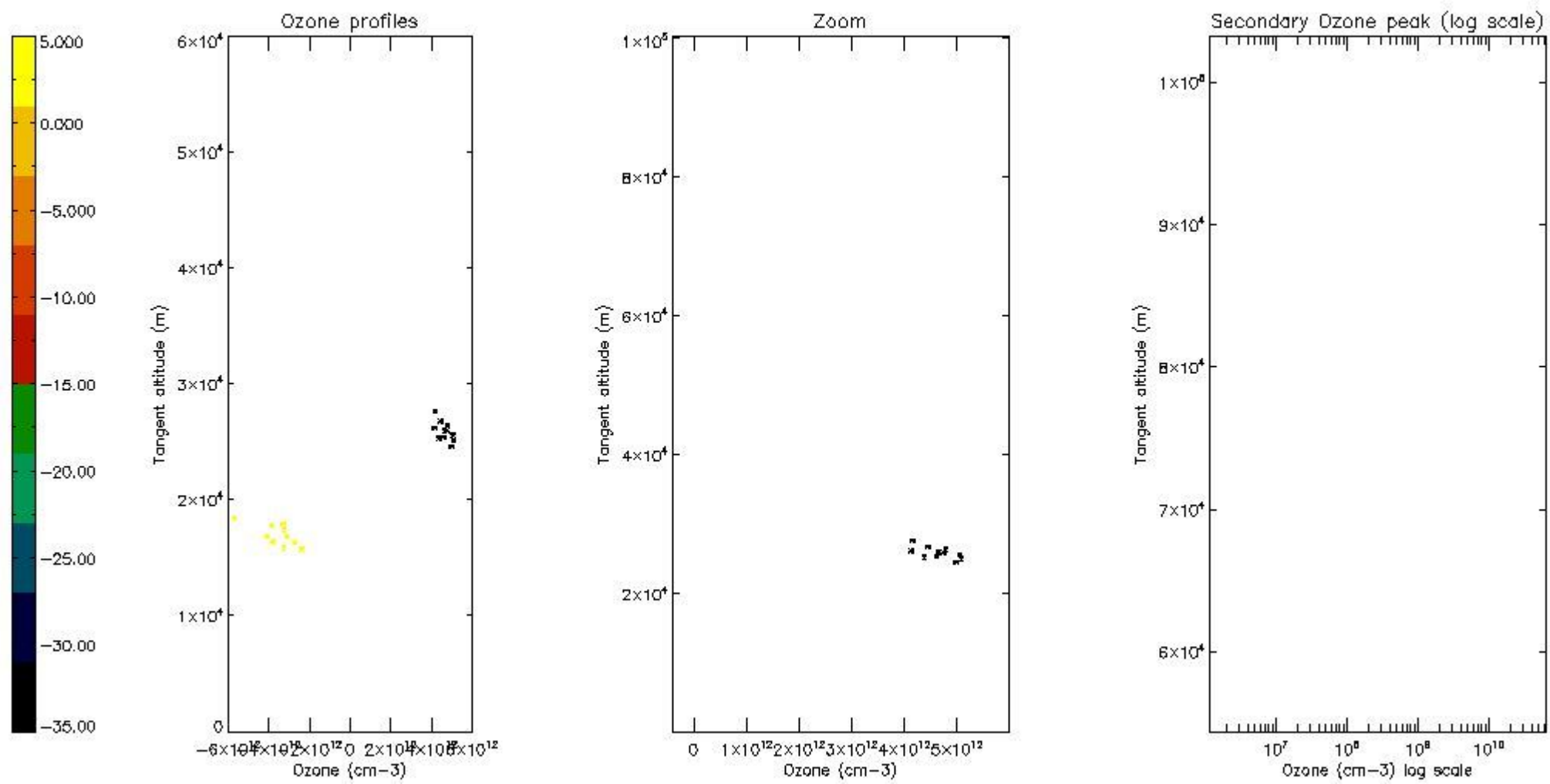
5.4 Plot ozone profiles where $STD < 10\%$ (dark without errors)

The colorbar represents the latitude.



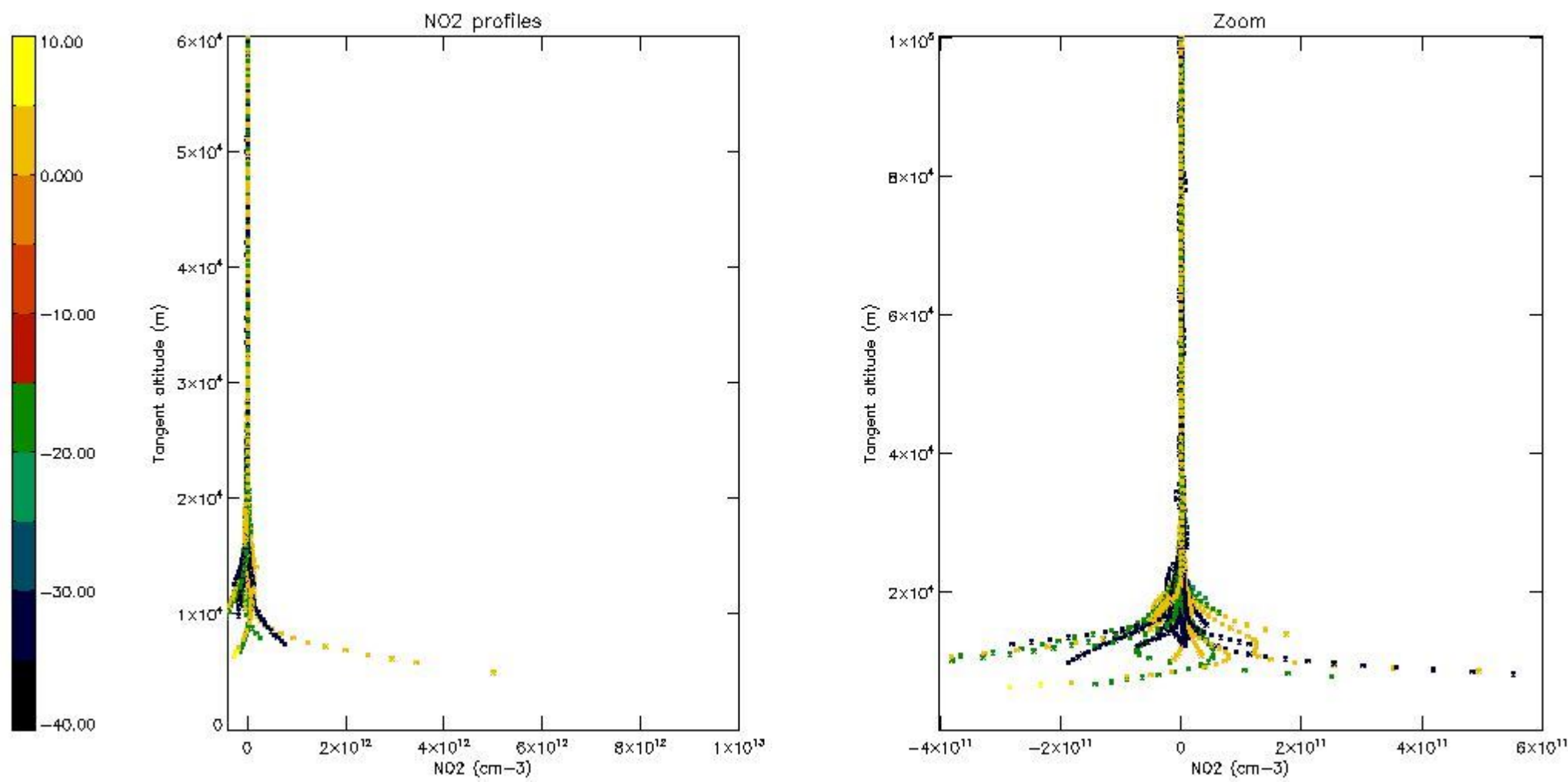
5.5 Plot ozone profiles where STD < 5% (dark without errors)

The colorbar represents the latitude.



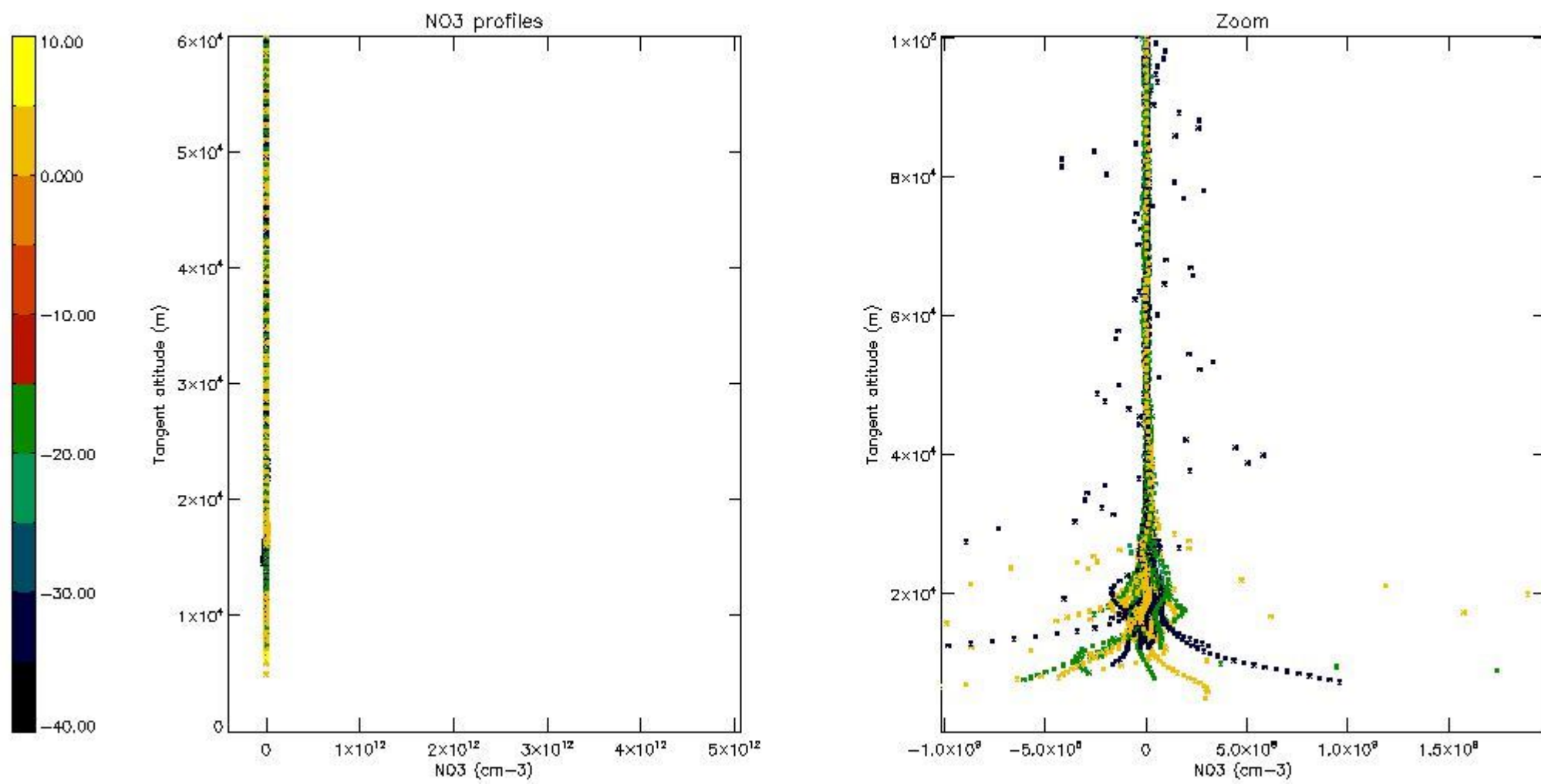
5.6 Plot NO₂ profiles for all STD (dark without errors)

The colorbar represents the latitude.



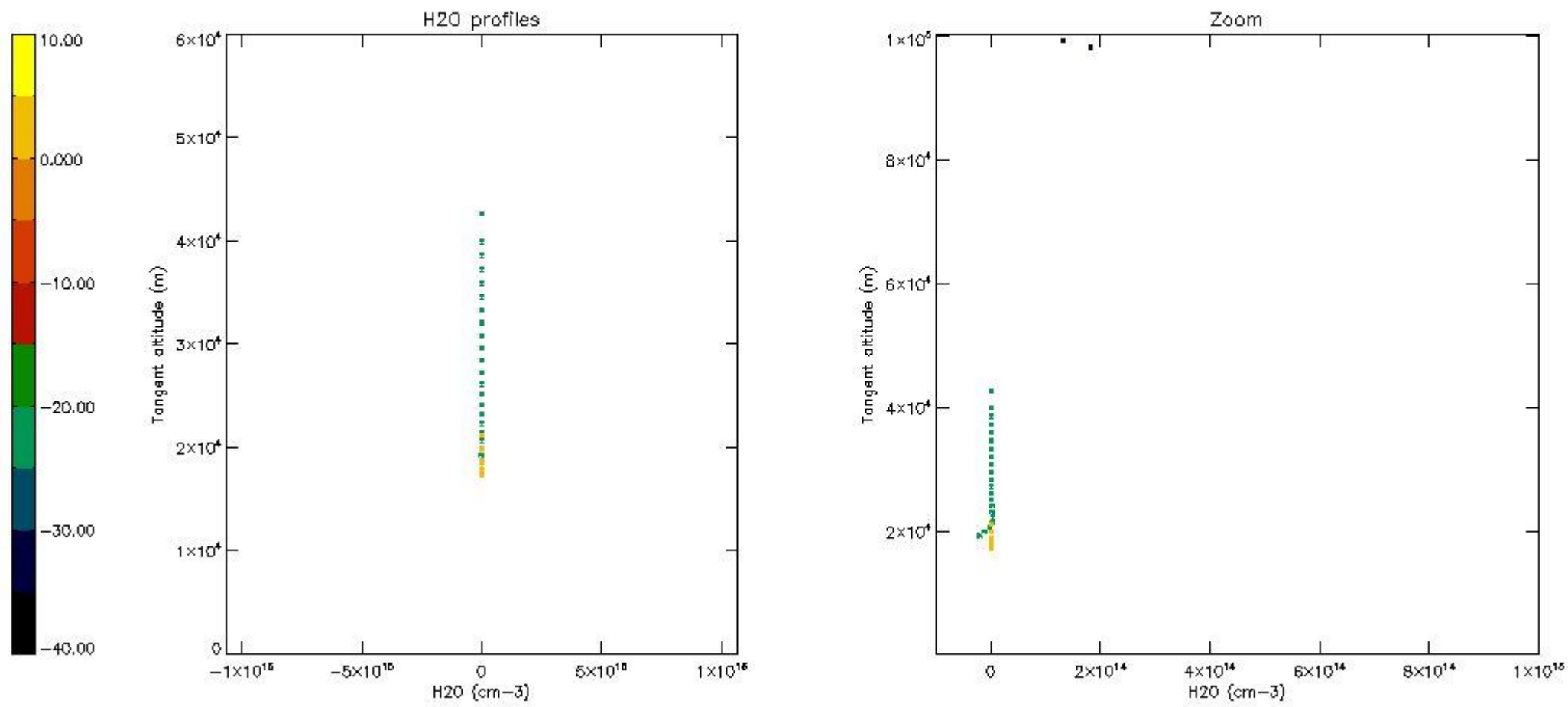
5.7 Plot NO3 profiles for all STD (dark without errors)

The colorbar represents the latitude.



5.8 Plot H₂O profiles for all STD (only for occultations of stars 1,2,3,4,13,14,16,26,63 dark without errors)

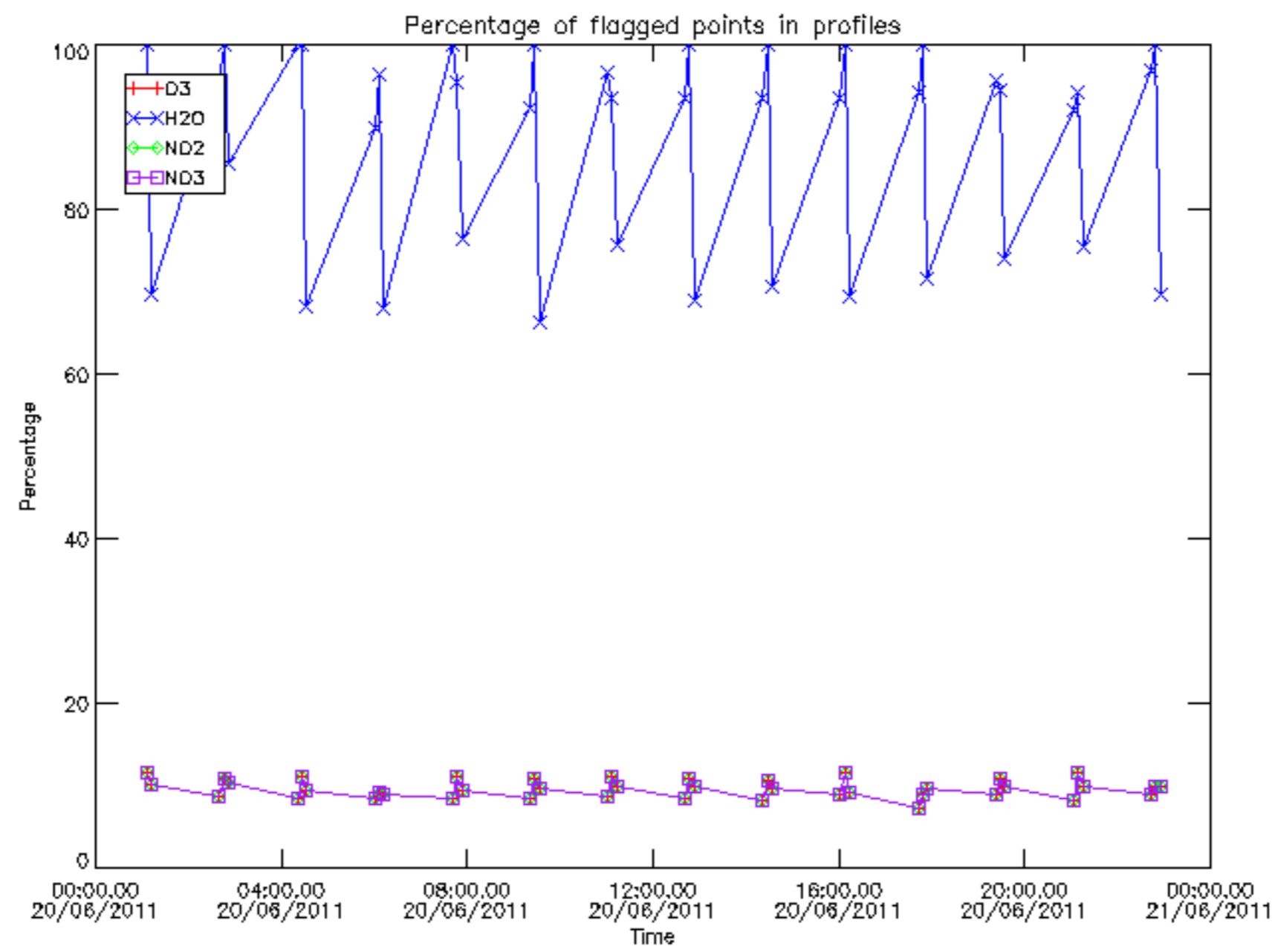
The colorbar represents the latitude.



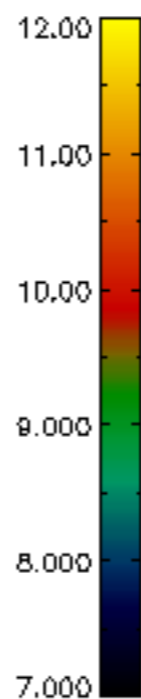
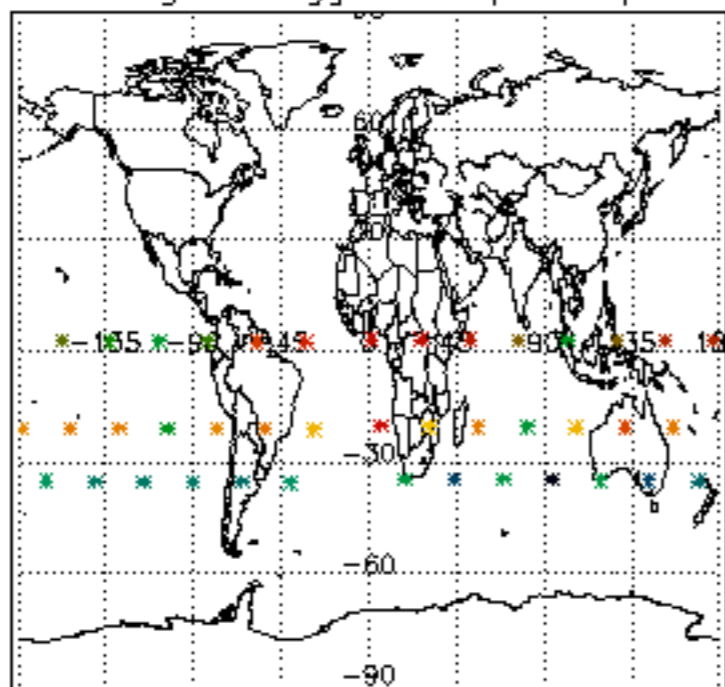
6. Auxiliary Data Files used for the production reported in section 2

The number reported in the third column indicates since which file (see list in section 2) the corresponding auxiliary file has been used. The fourth column is the date of those product files.

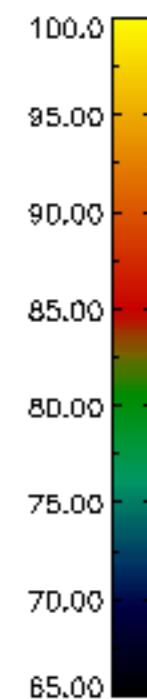
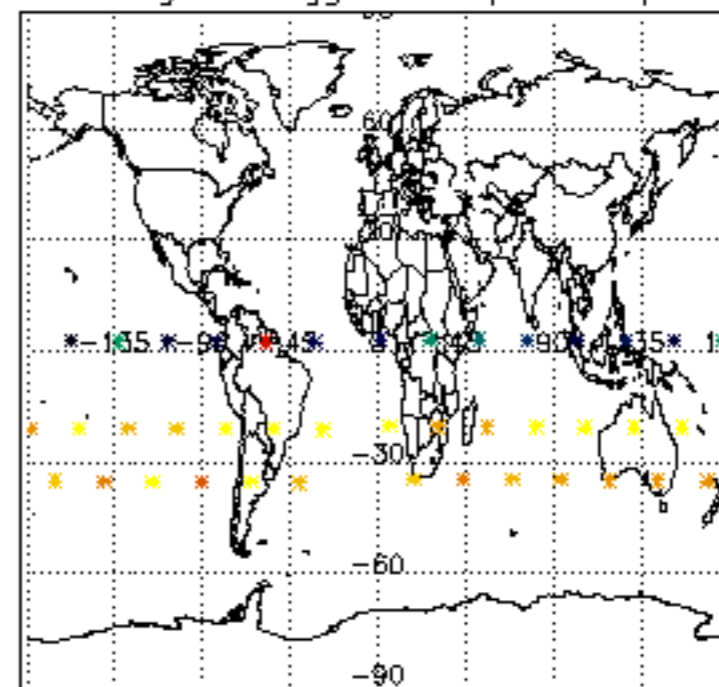
Type	Auxiliary Filename	Used since product	Used since product date
INST_PHYS_CHARACTERISTICS	GOM_INS_AXVIEC20091111_143220_20030716_120000_20500101_000000	1	20-JUN-2011 00:01:29
LEVEL-2_PROC_CONFIG	GOM_PR2_AXVIEC20091111_152718_20020301_000000_20500101_000000	1	20-JUN-2011 00:01:29
CROSS_SECTIONS_FILE	GOM_CRS_AXVIEC20091111_154832_20020301_000000_20500101_000000	1	20-JUN-2011 00:01:29



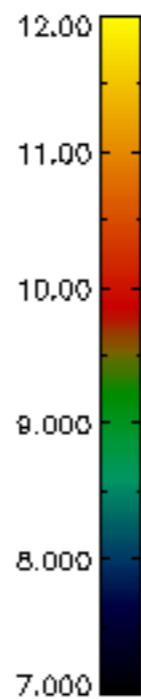
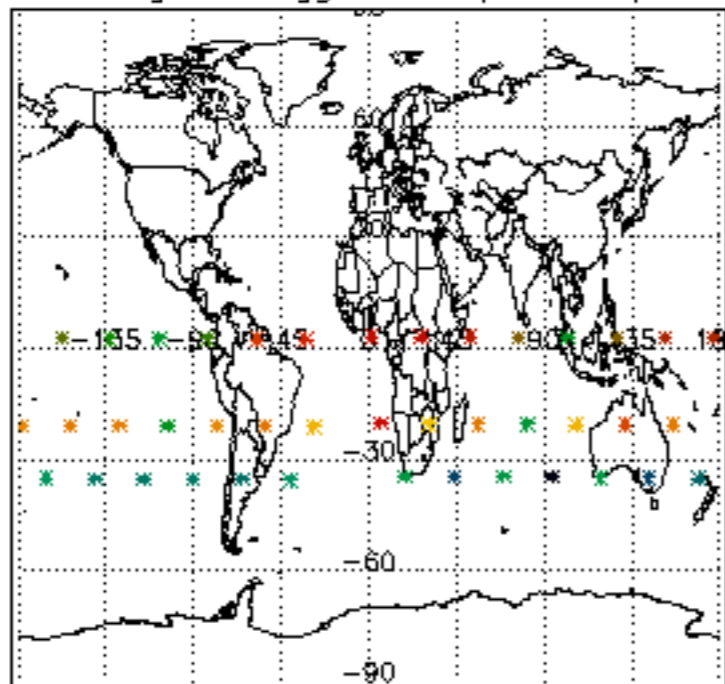
Percentage of flagged data per D3 profile



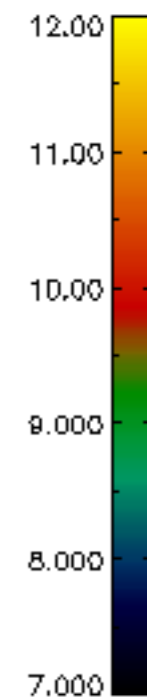
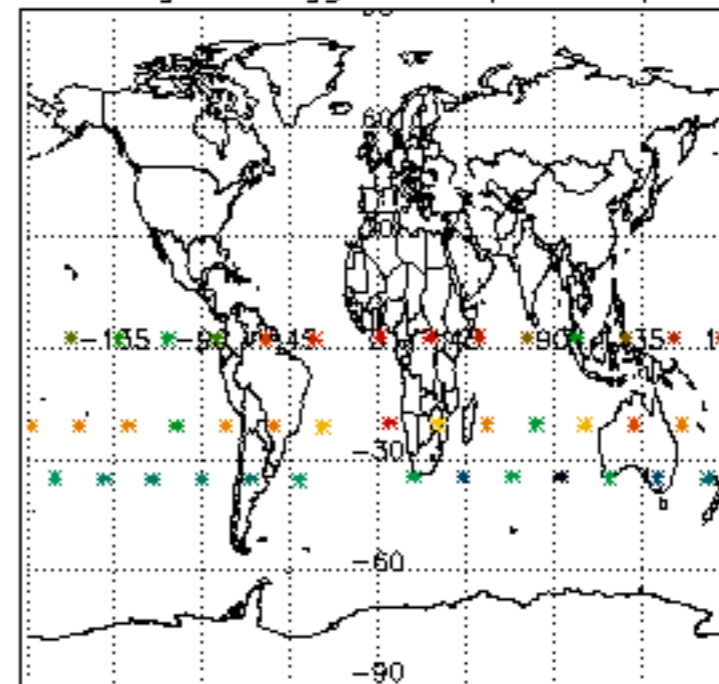
Percentage of flagged data per H2O profile

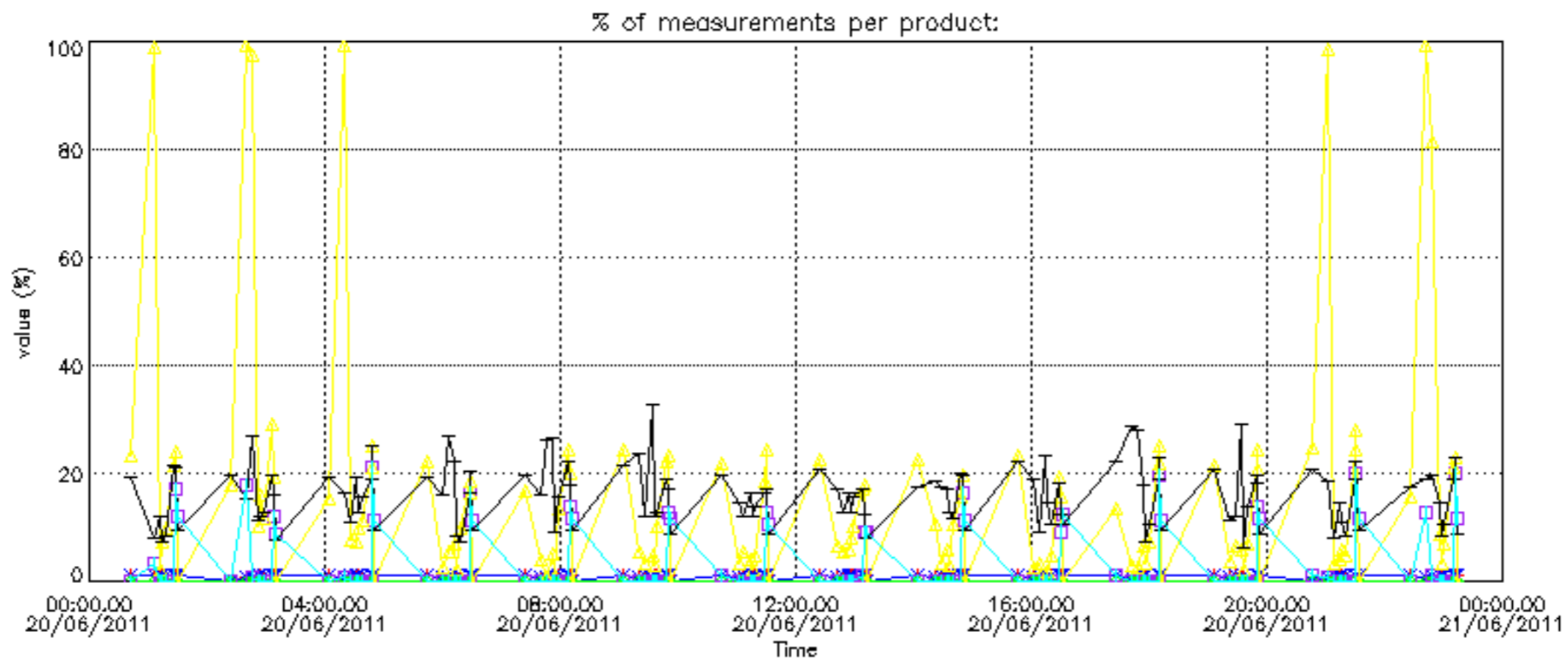


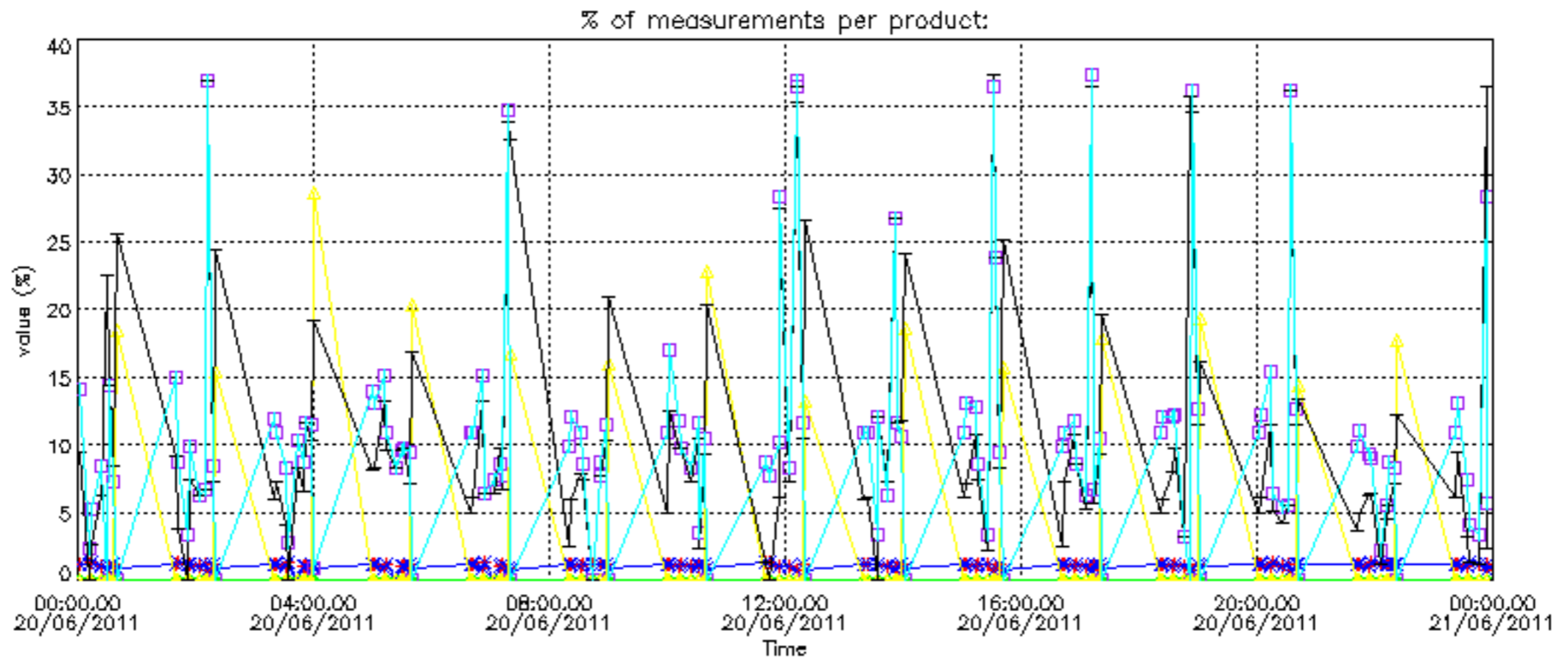
Percentage of flagged data per NO2 profile



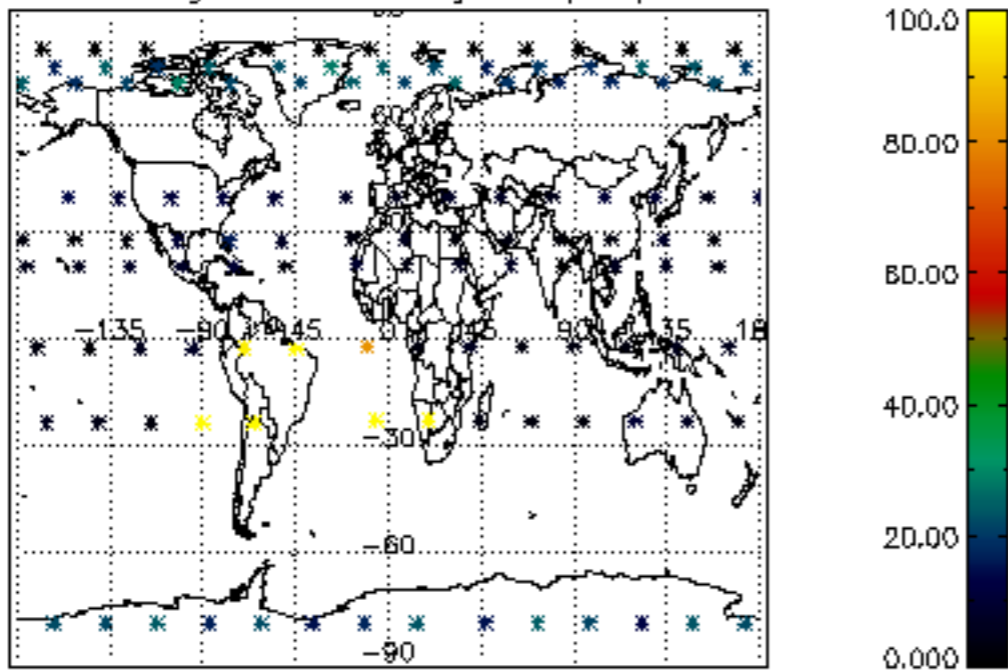
Percentage of flagged data per NO3 profile



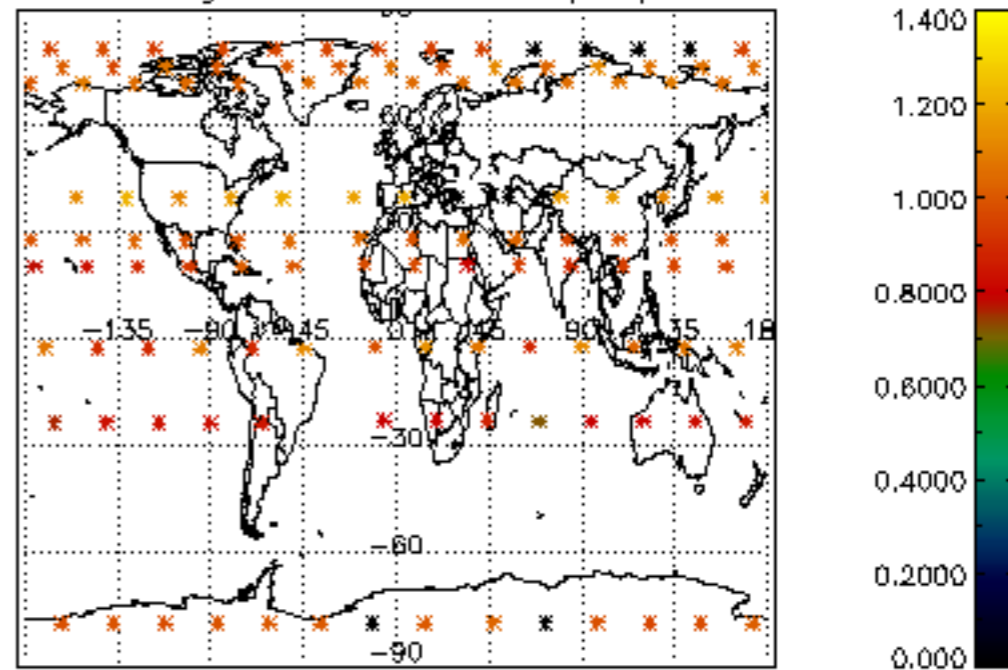




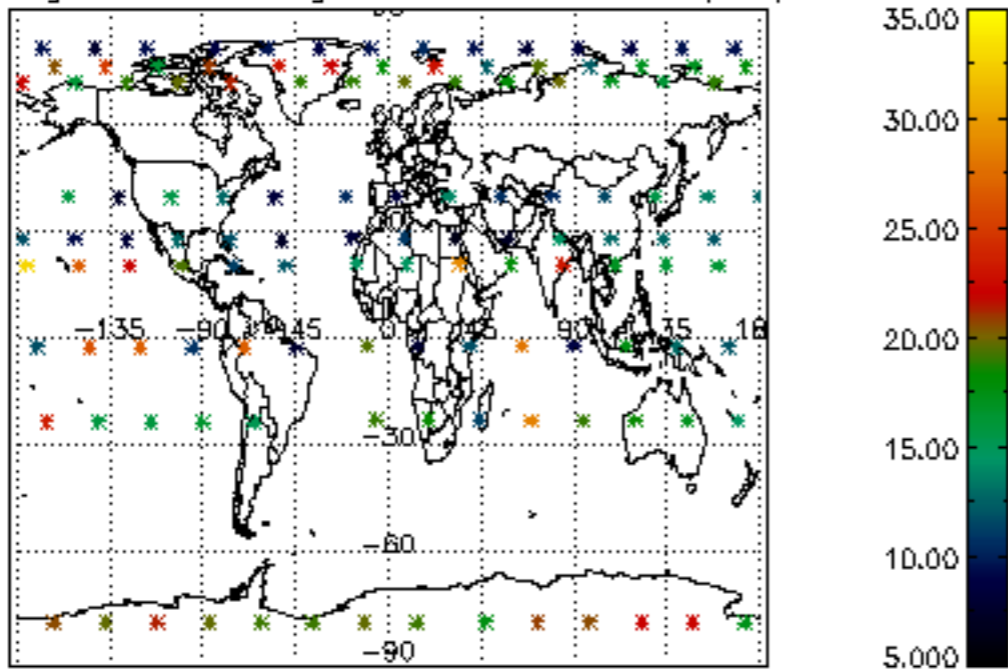
Percentage of cosmic ray hits per profile



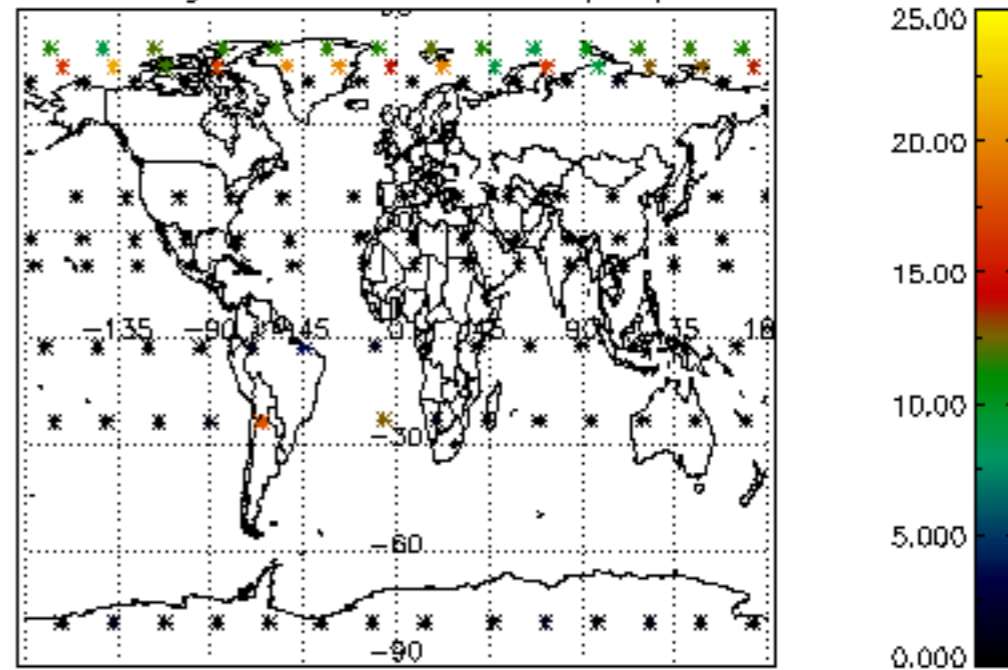
Percentage of datation errors per profile



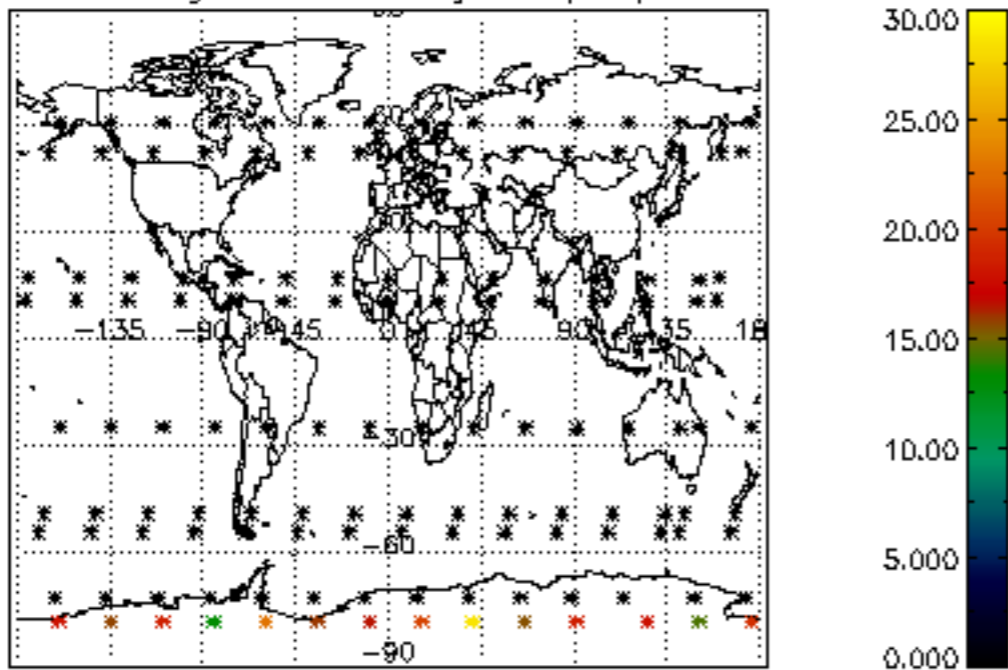
Percentage of star falling outside central band per profile



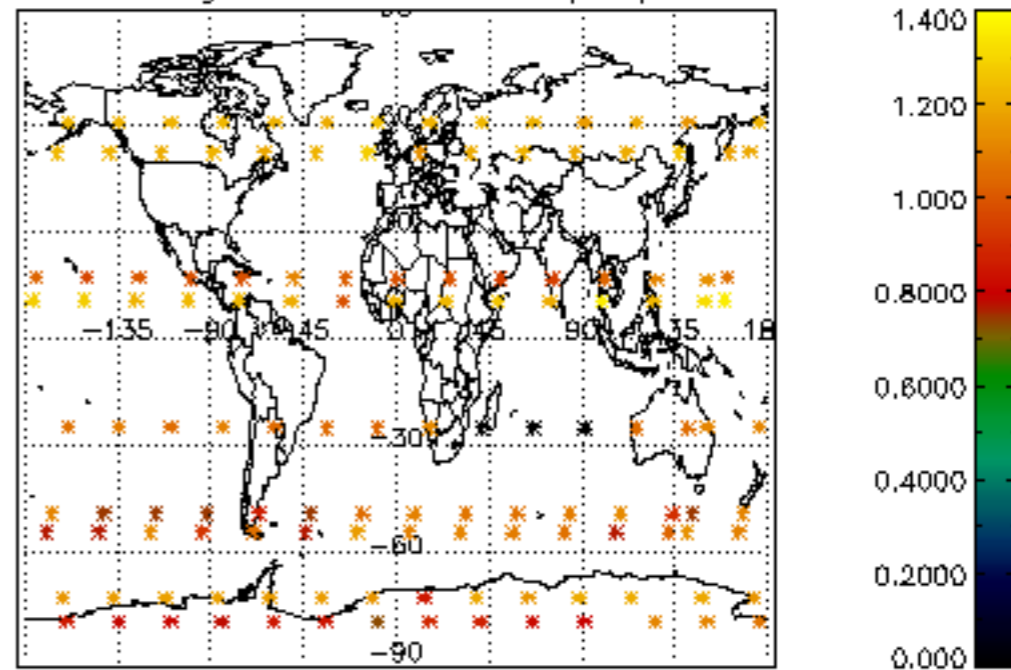
Percentage of saturation errors per profile



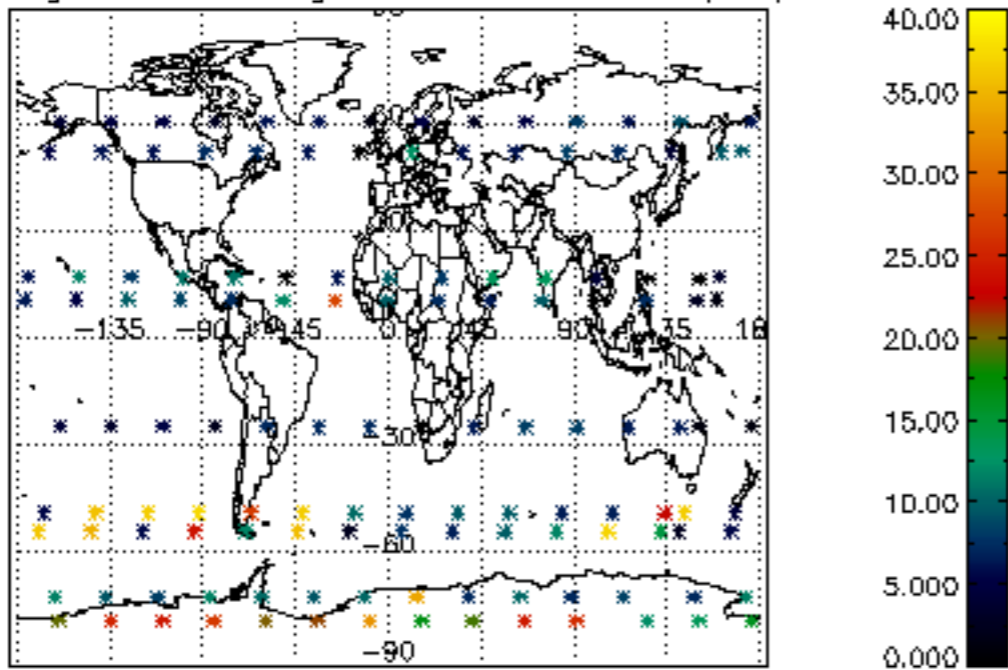
Percentage of cosmic ray hits per profile



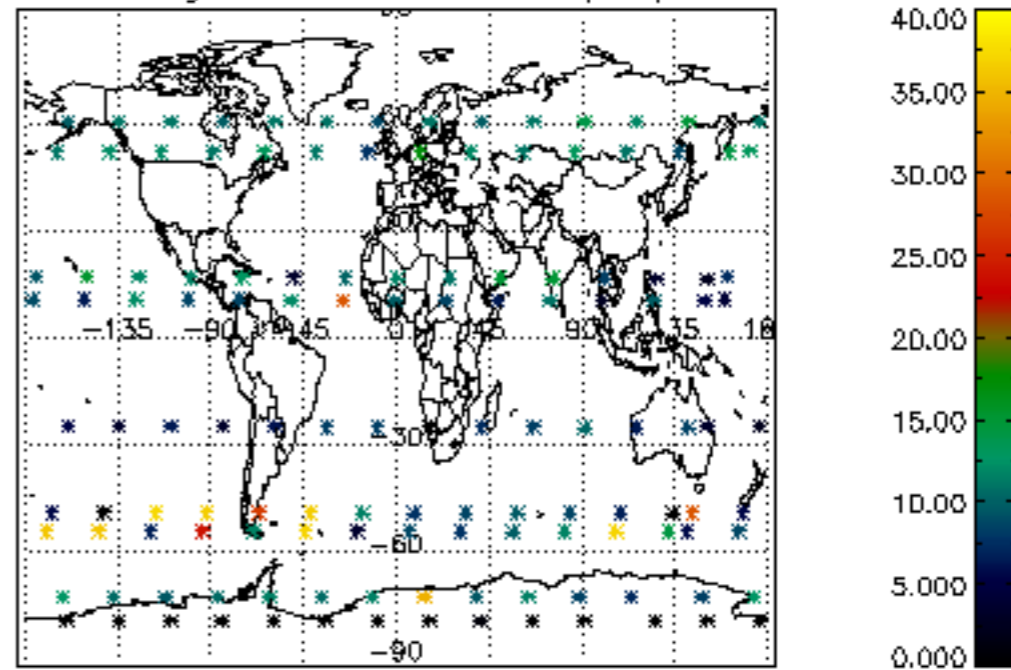
Percentage of datation errors per profile

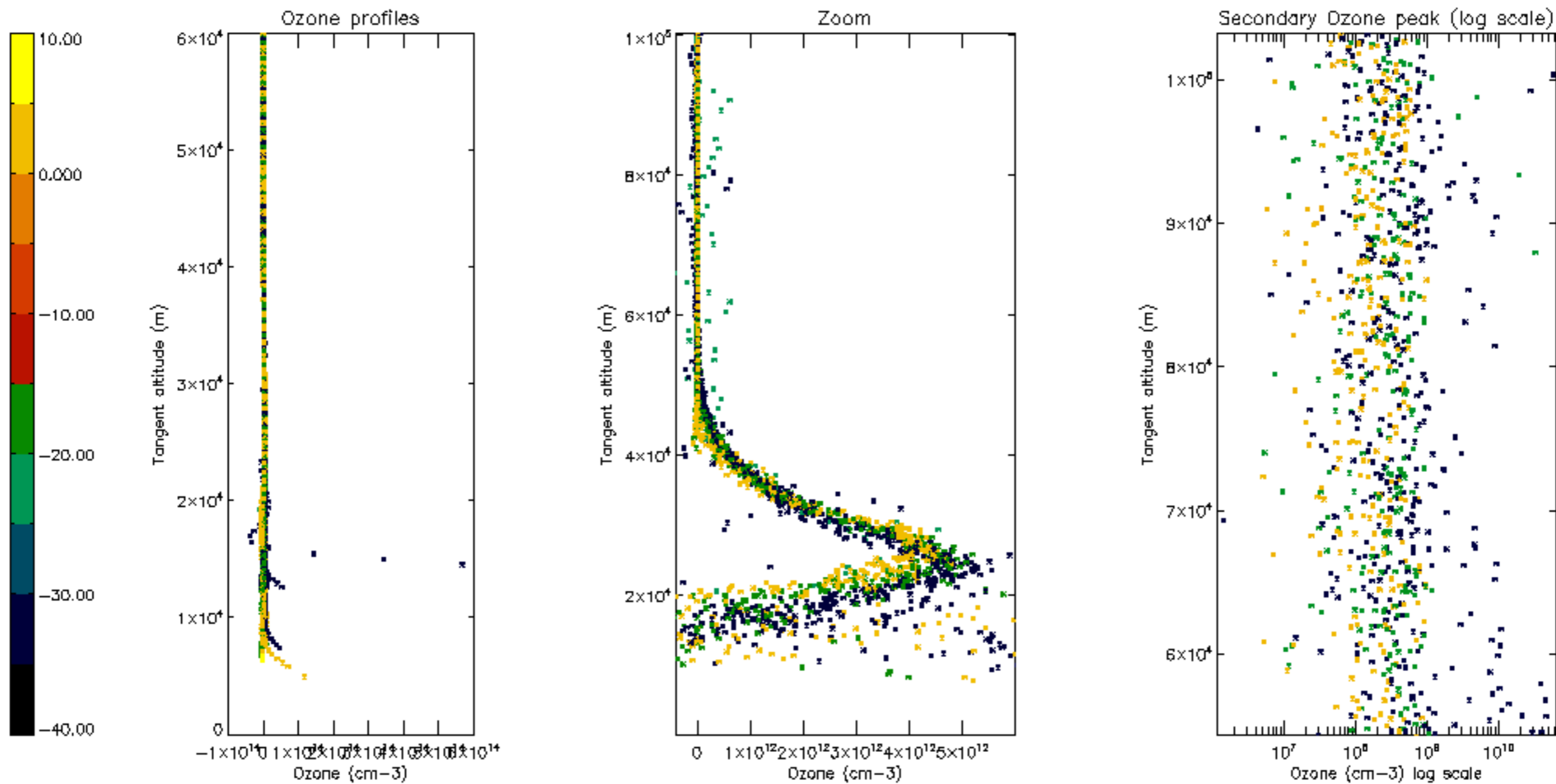


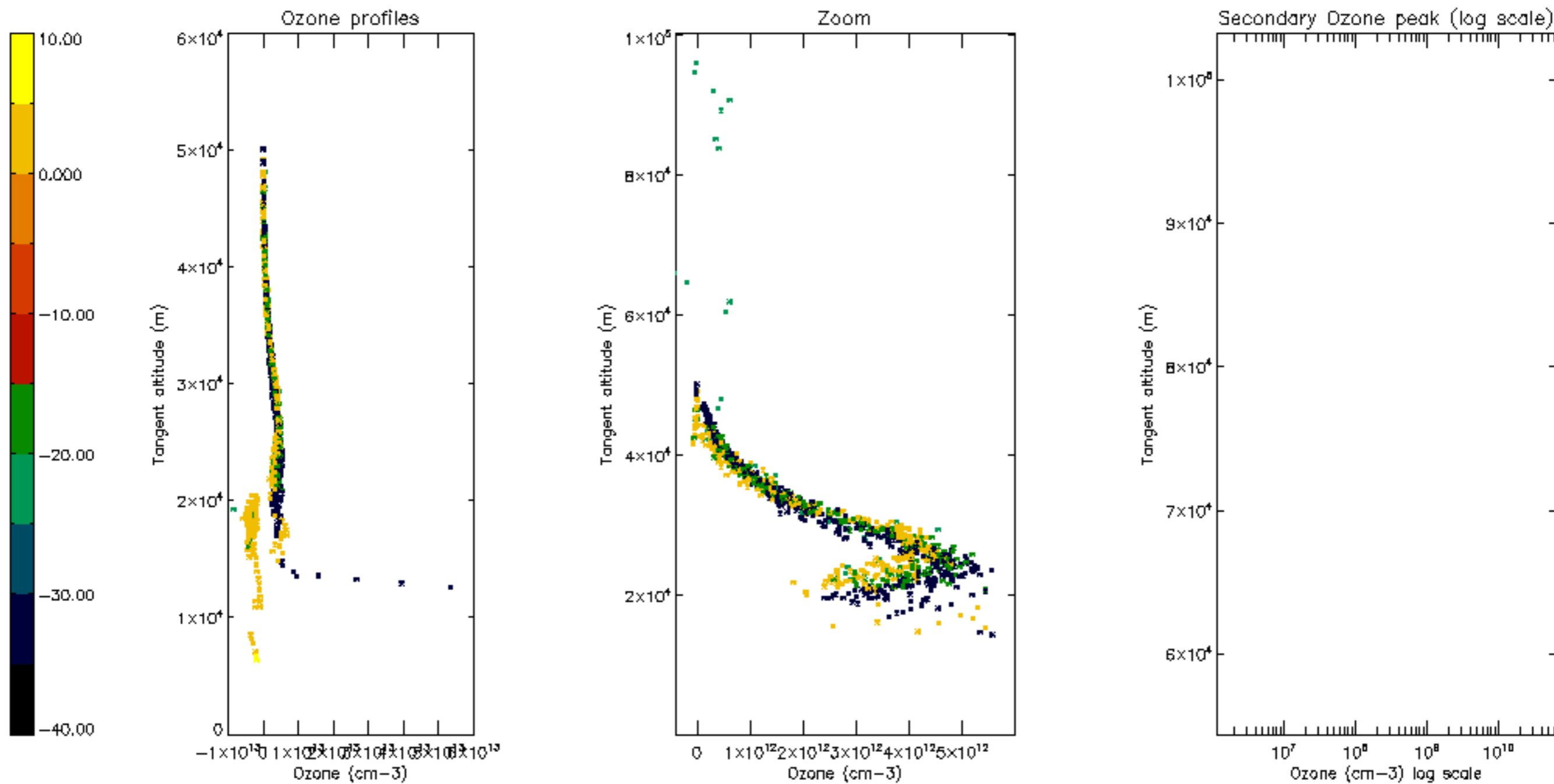
Percentage of star falling outside central band per profile

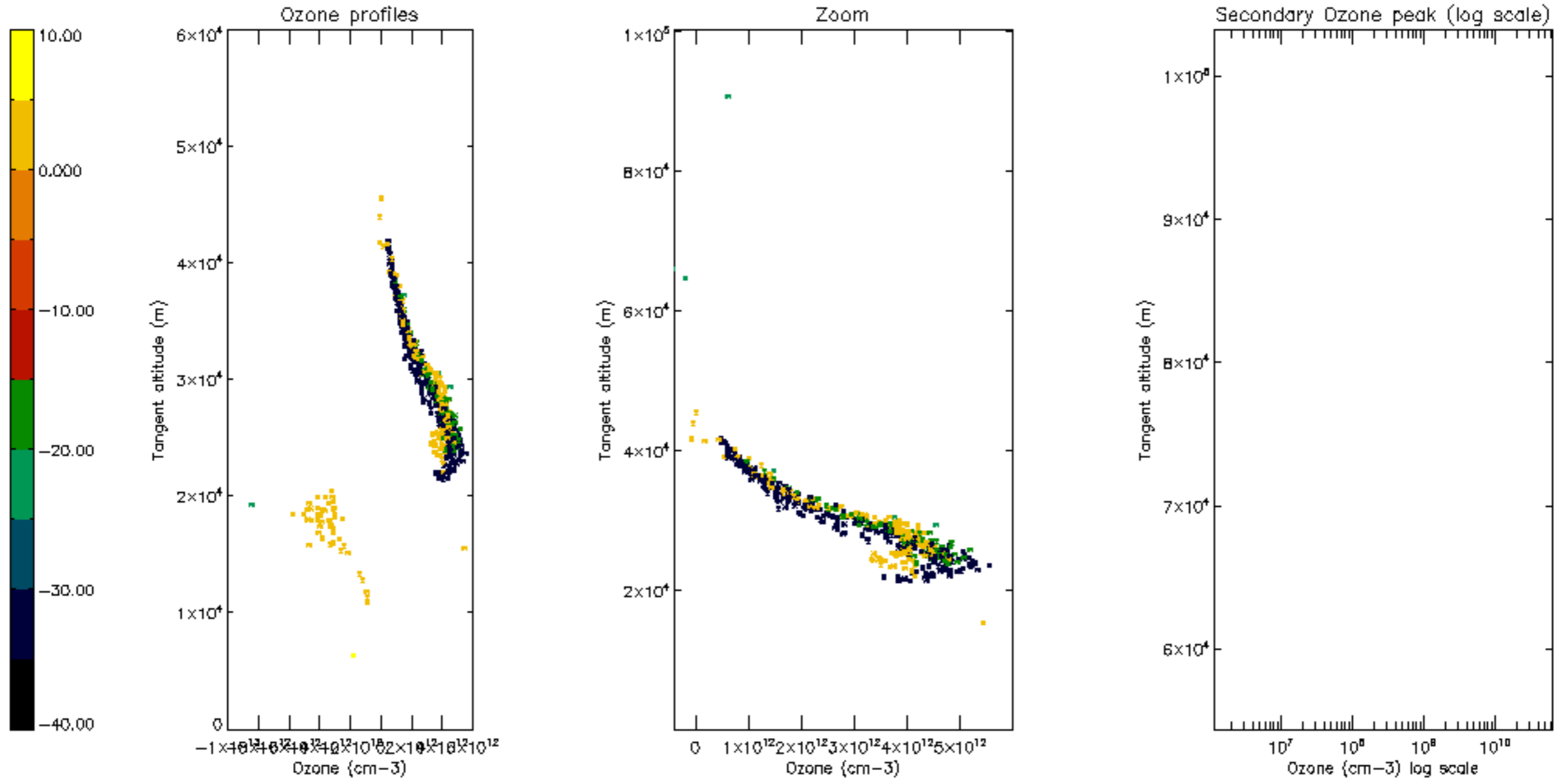



Percentage of saturation errors per profile

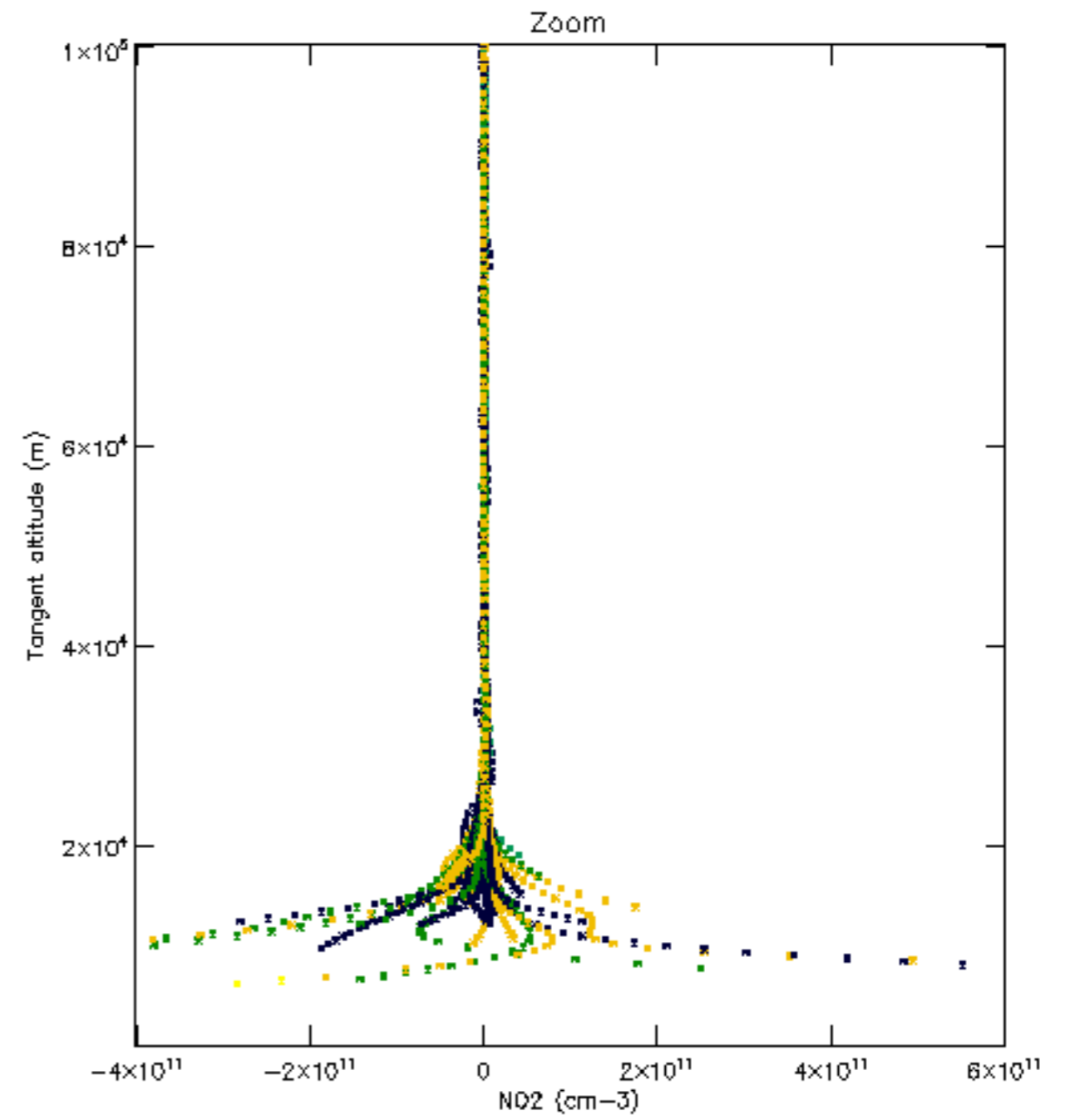
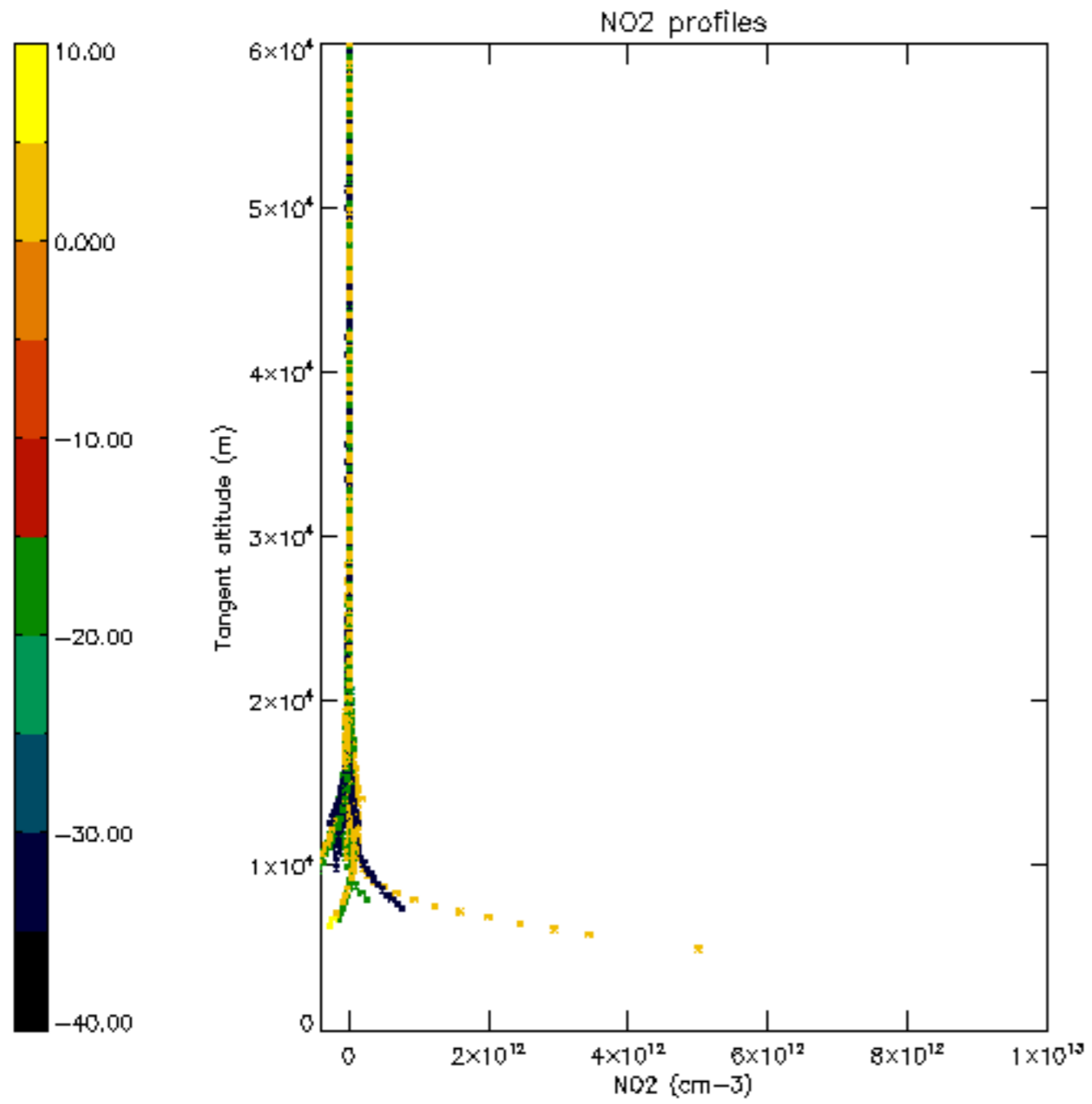


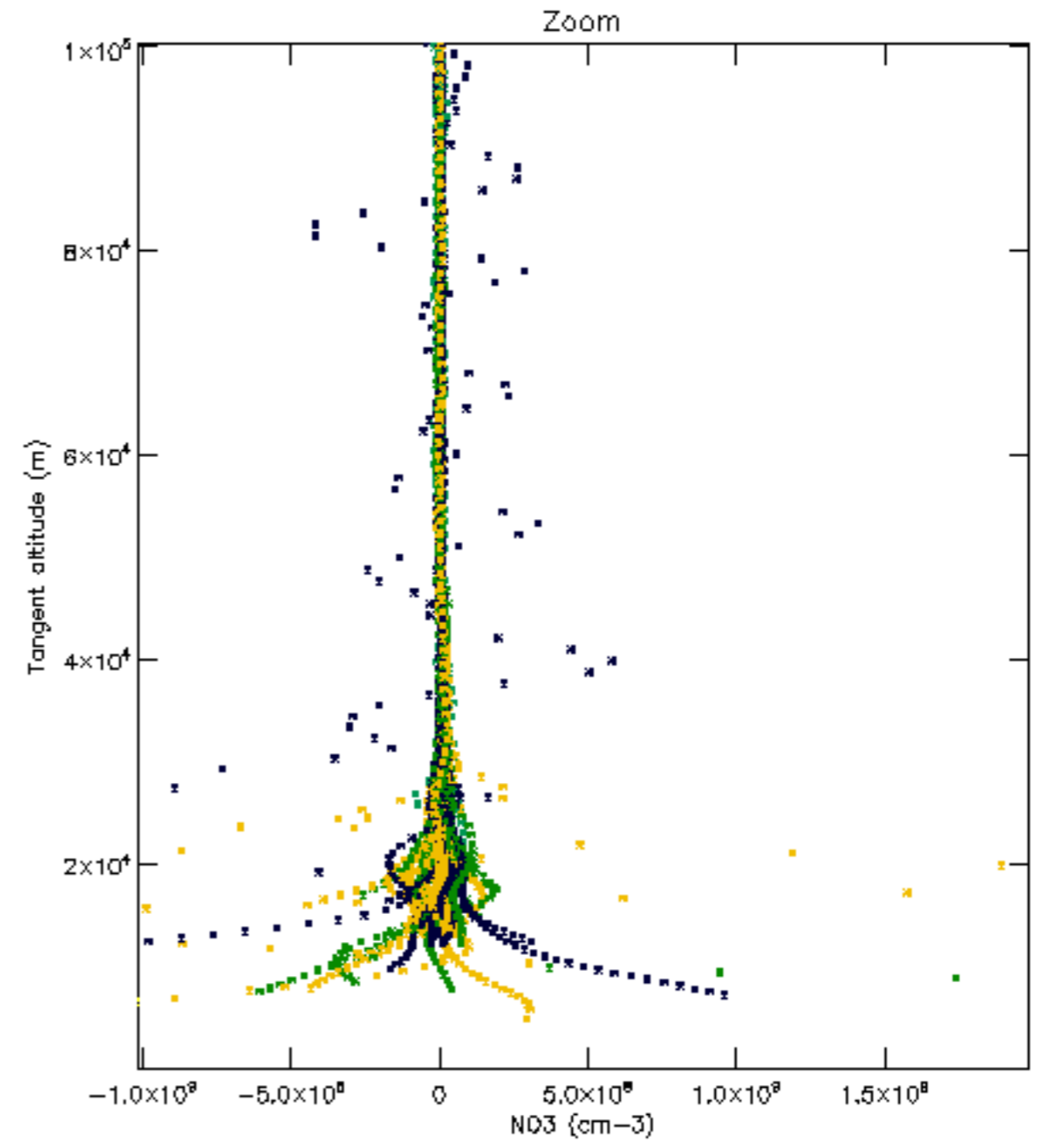
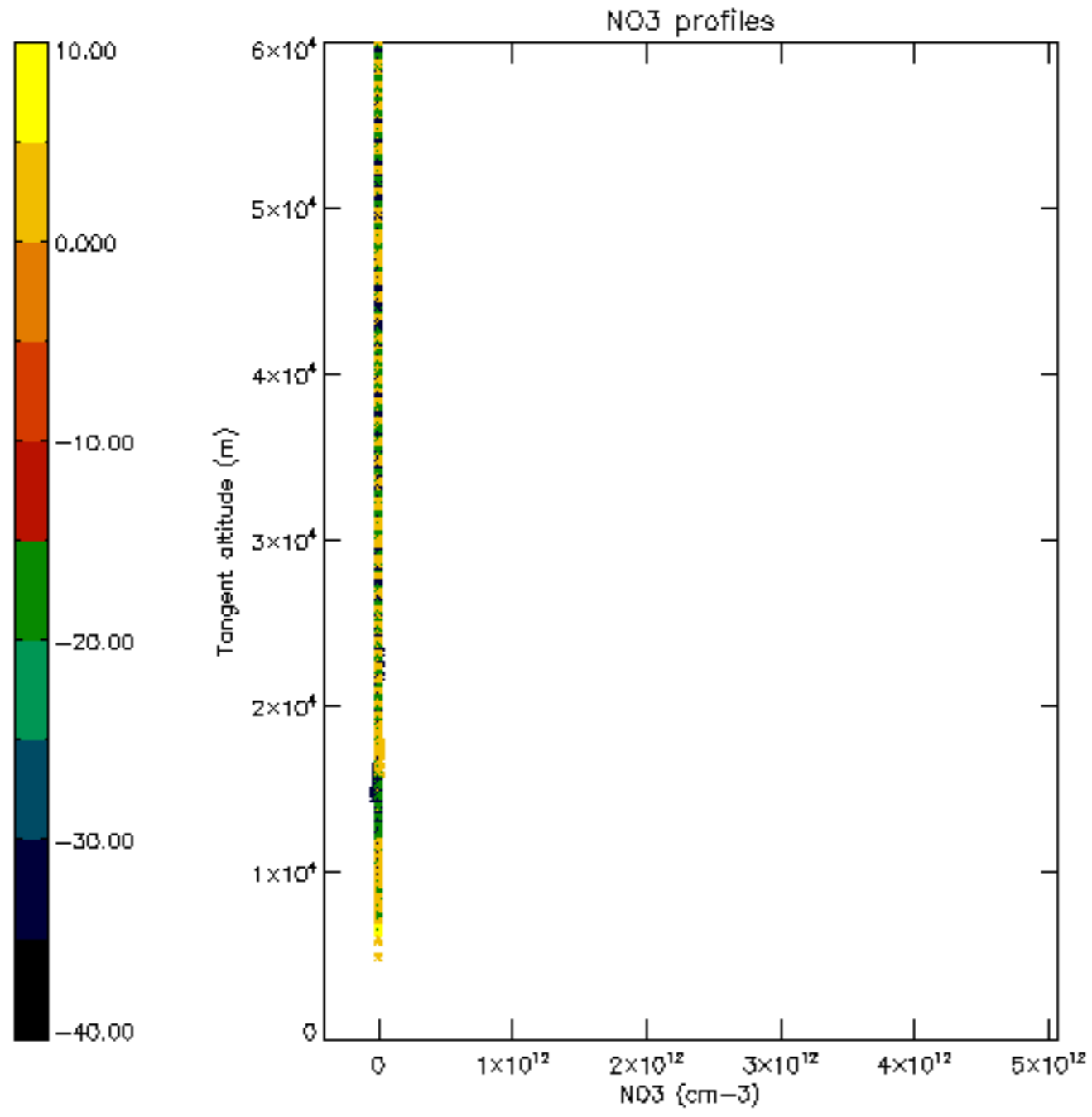


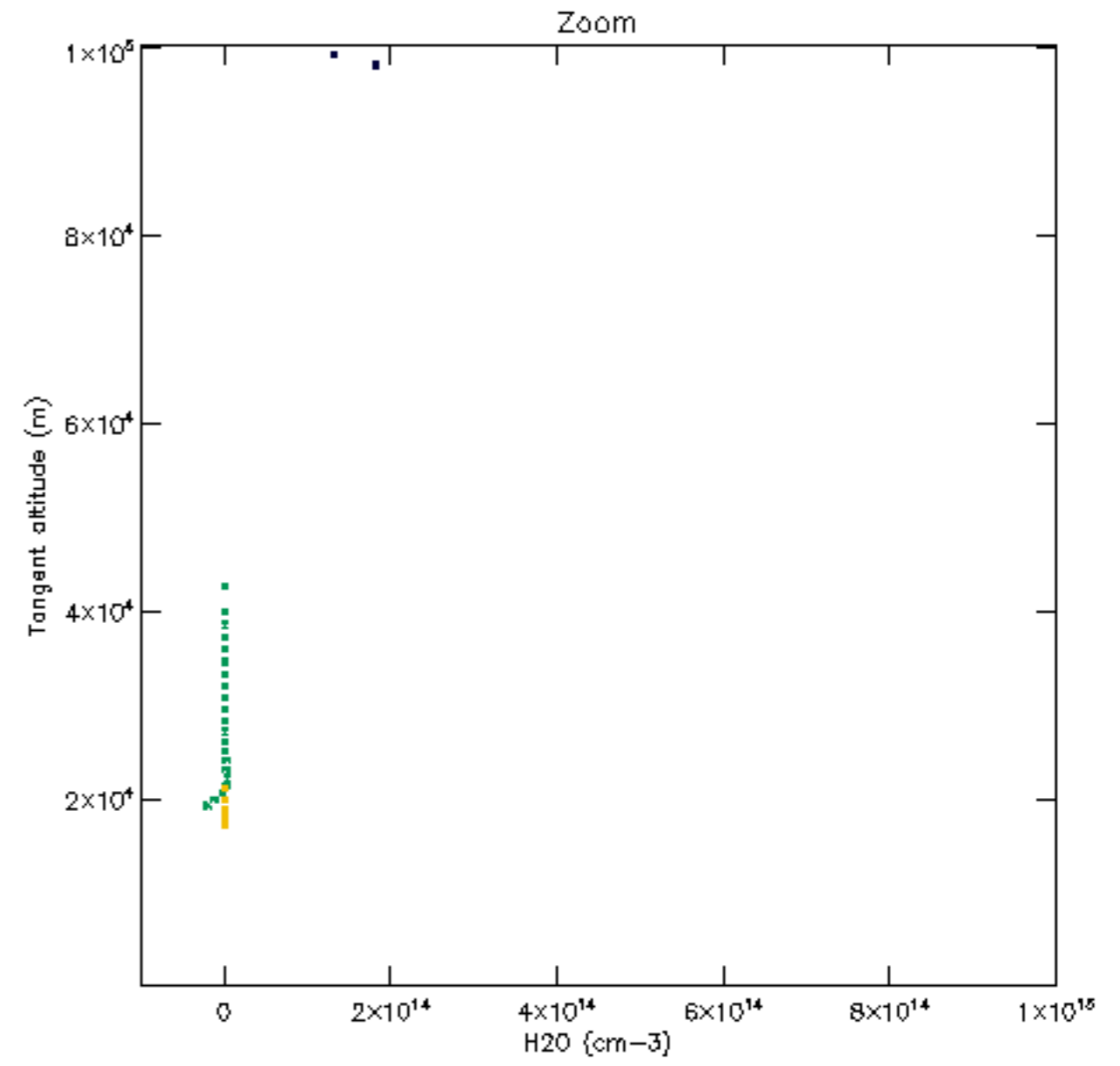
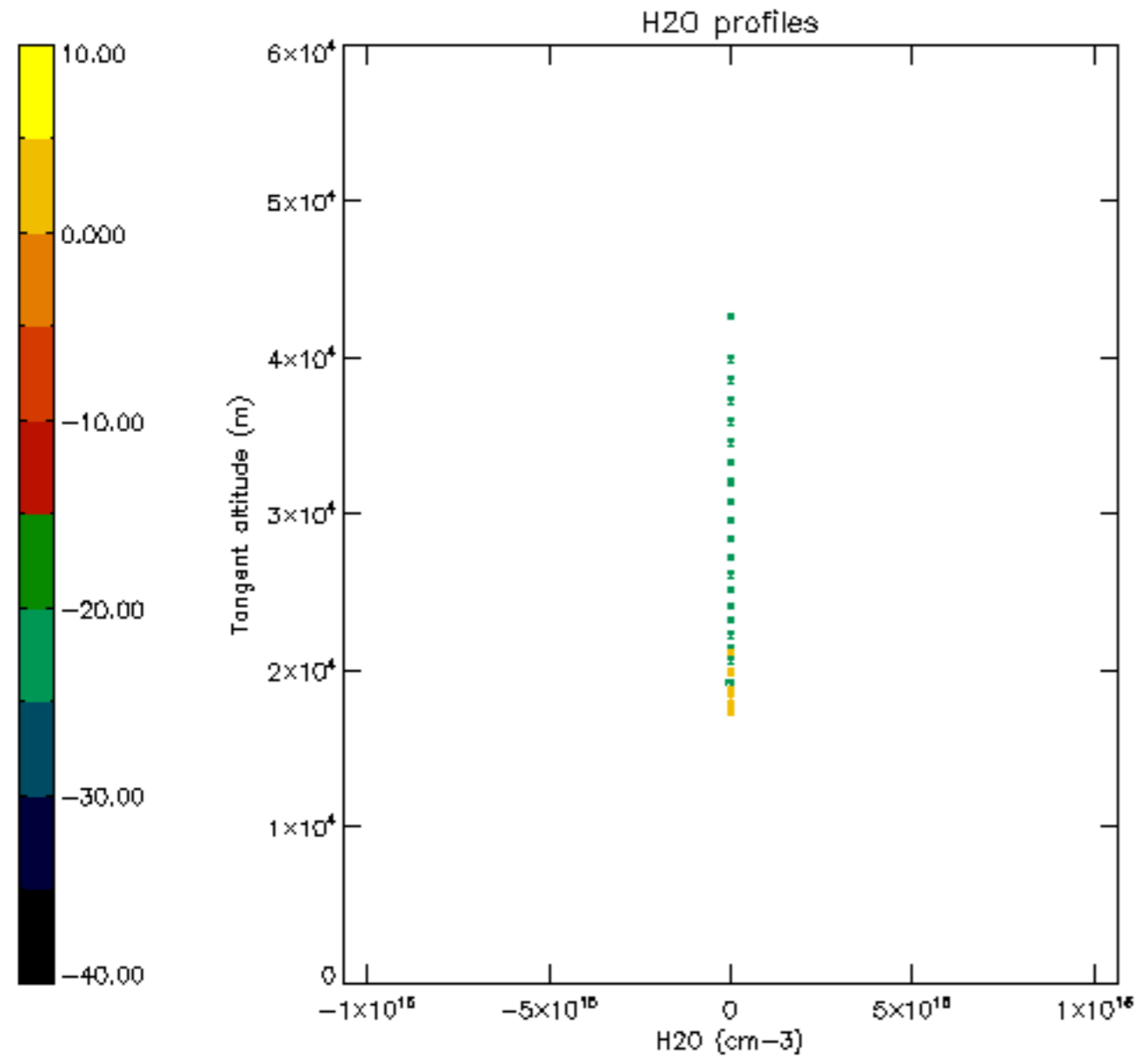


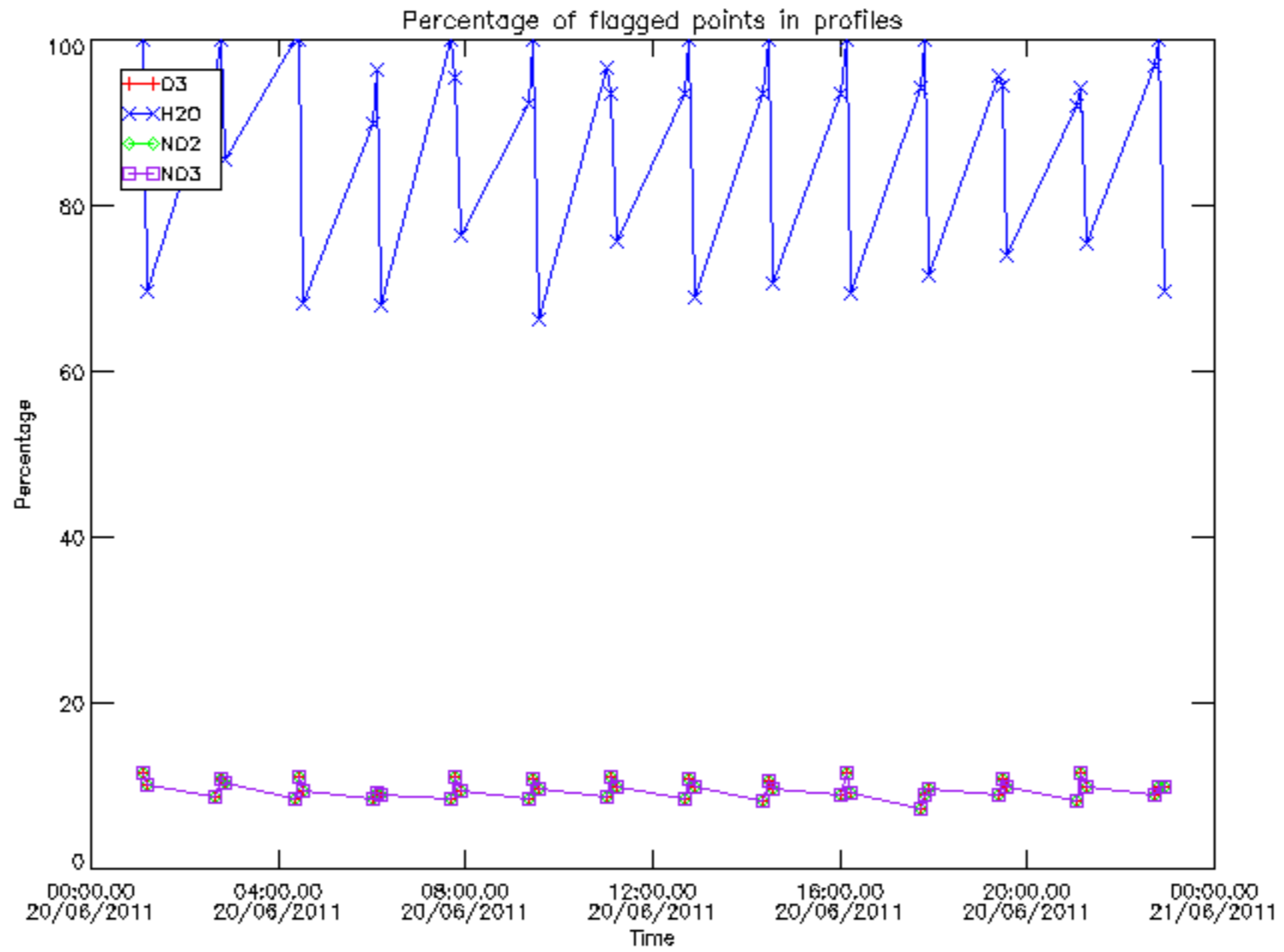




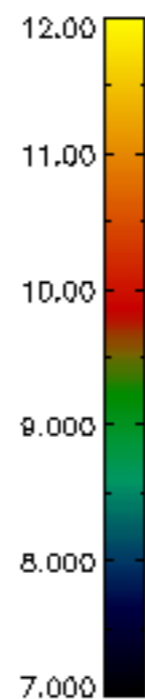
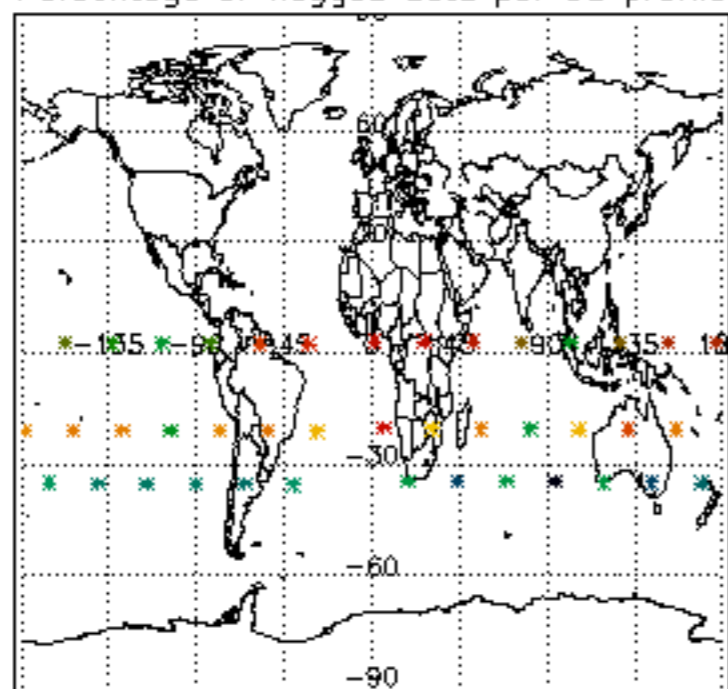




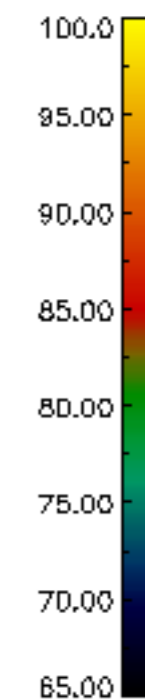
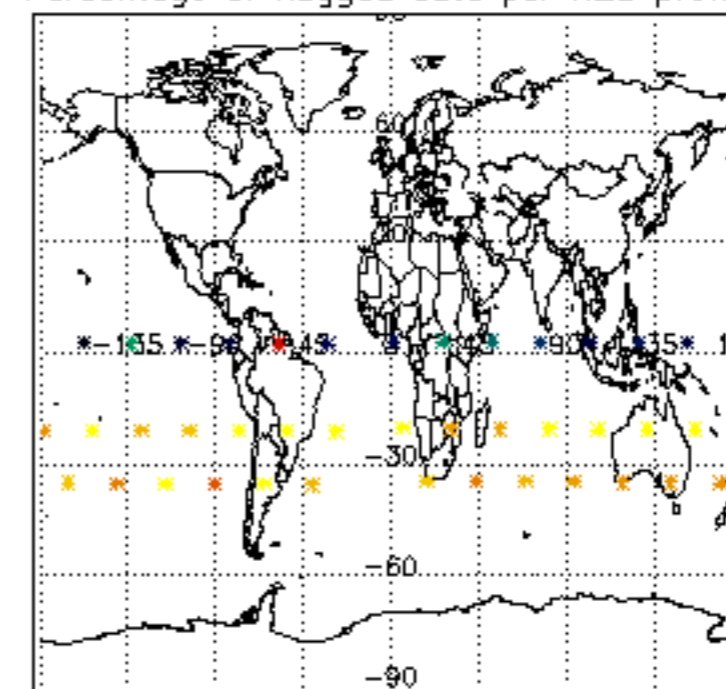




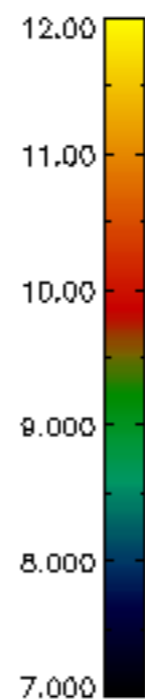
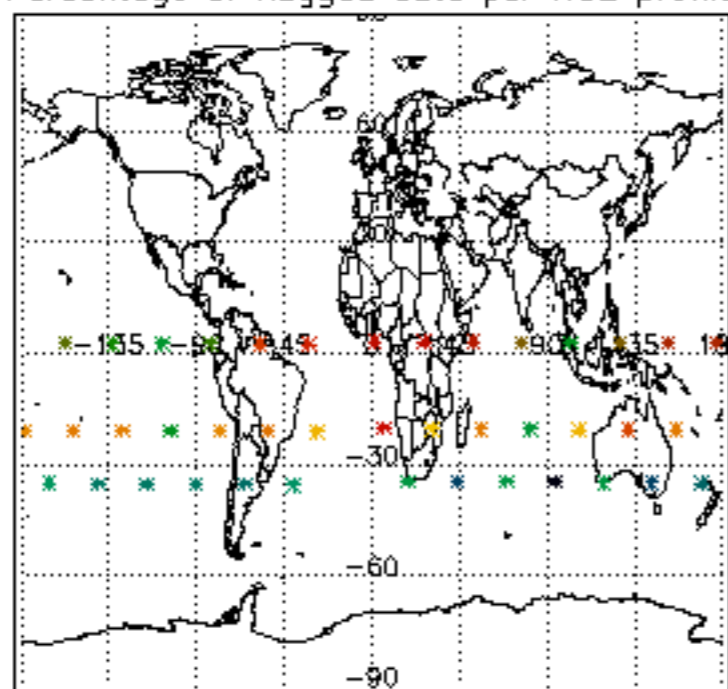
Percentage of flagged data per D3 profile



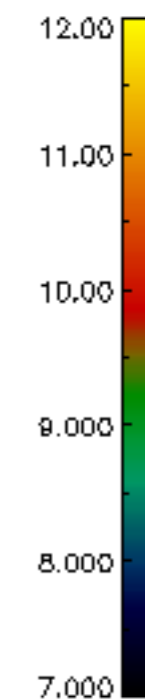
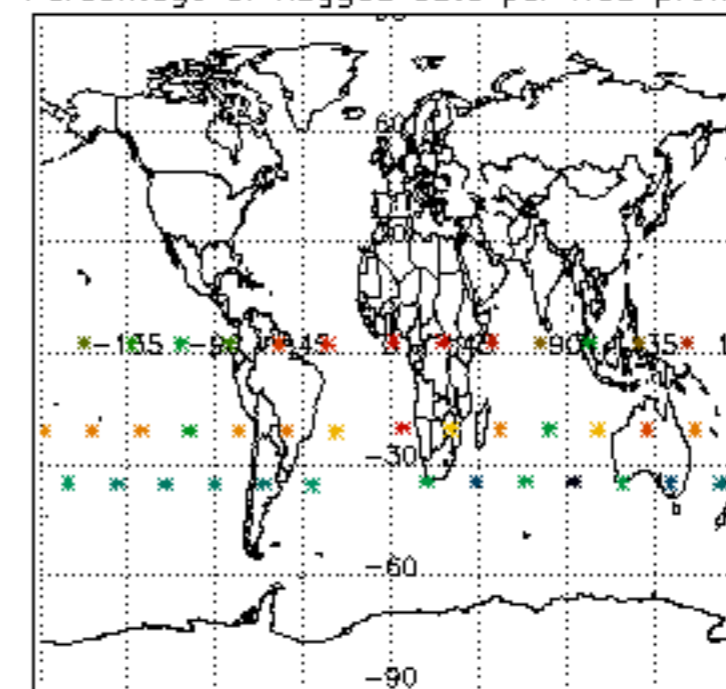
Percentage of flagged data per H2O profile

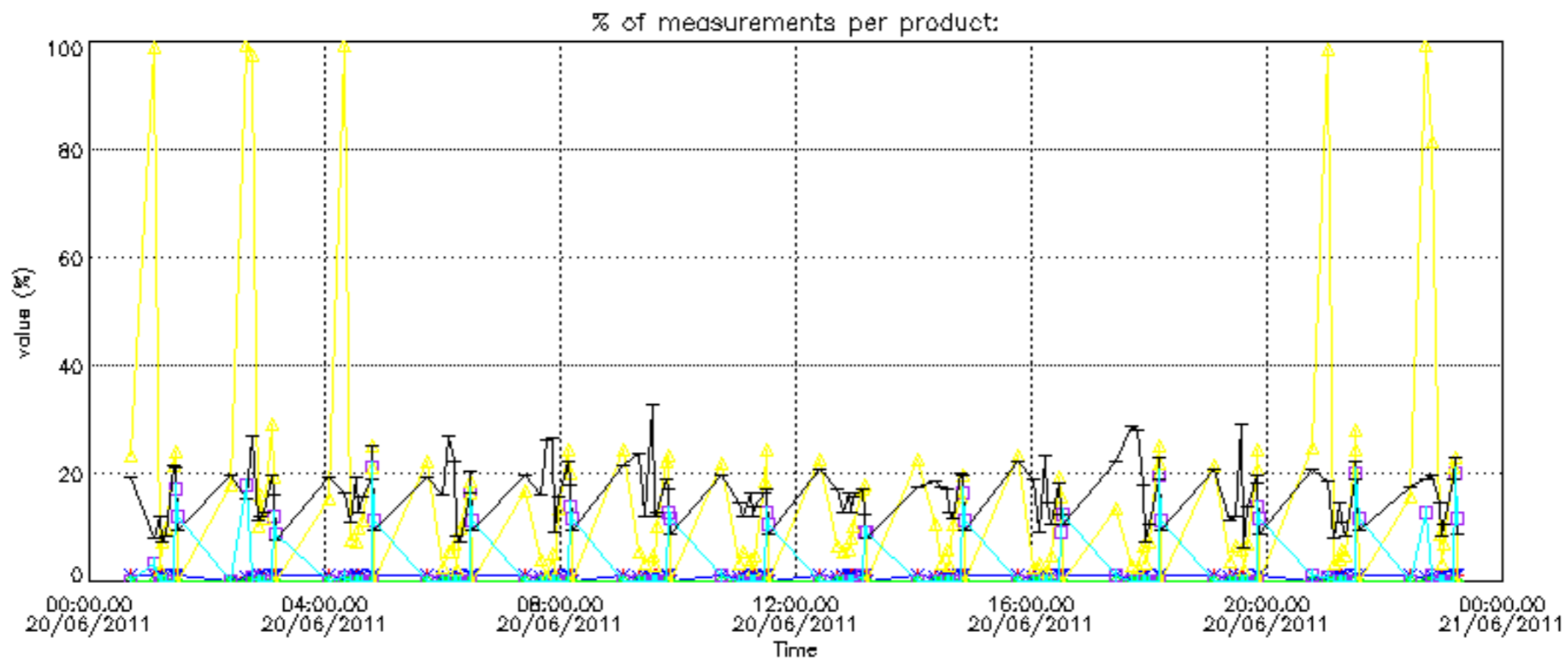


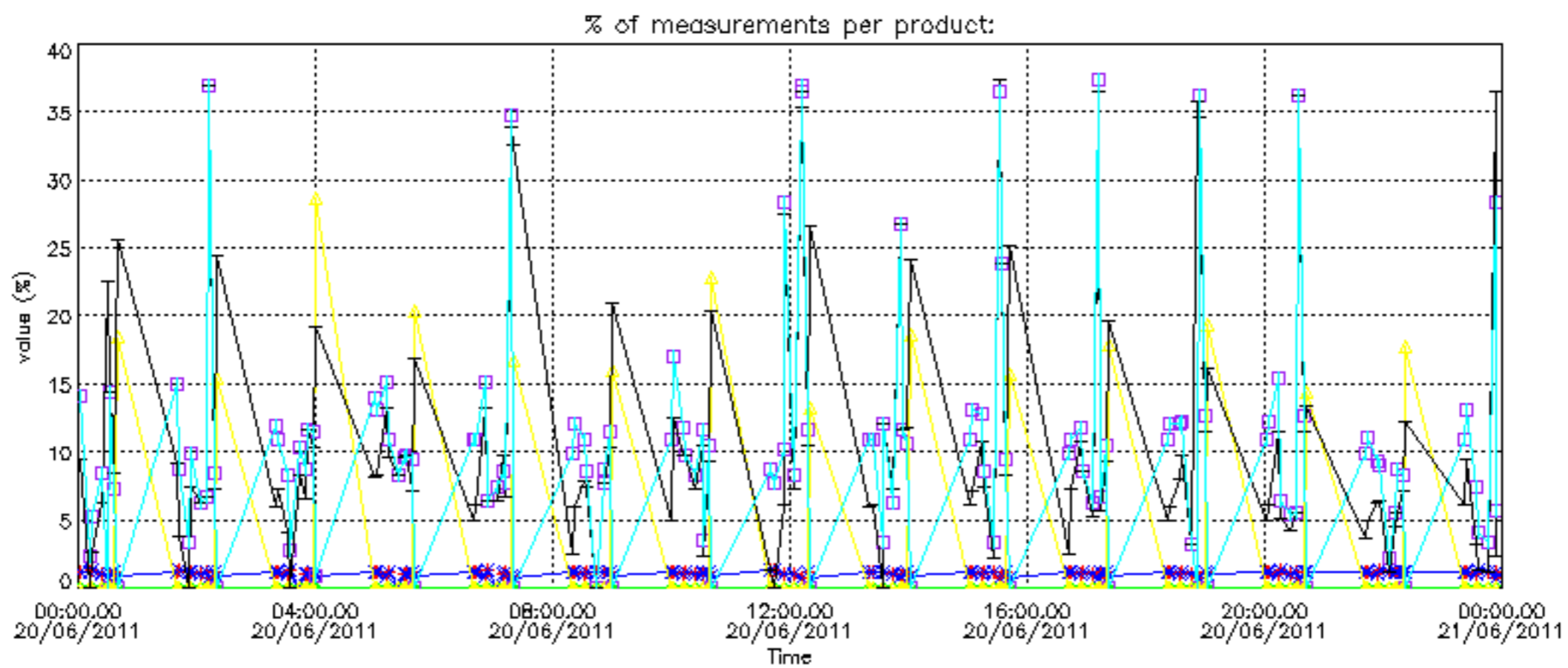
Percentage of flagged data per NO2 profile



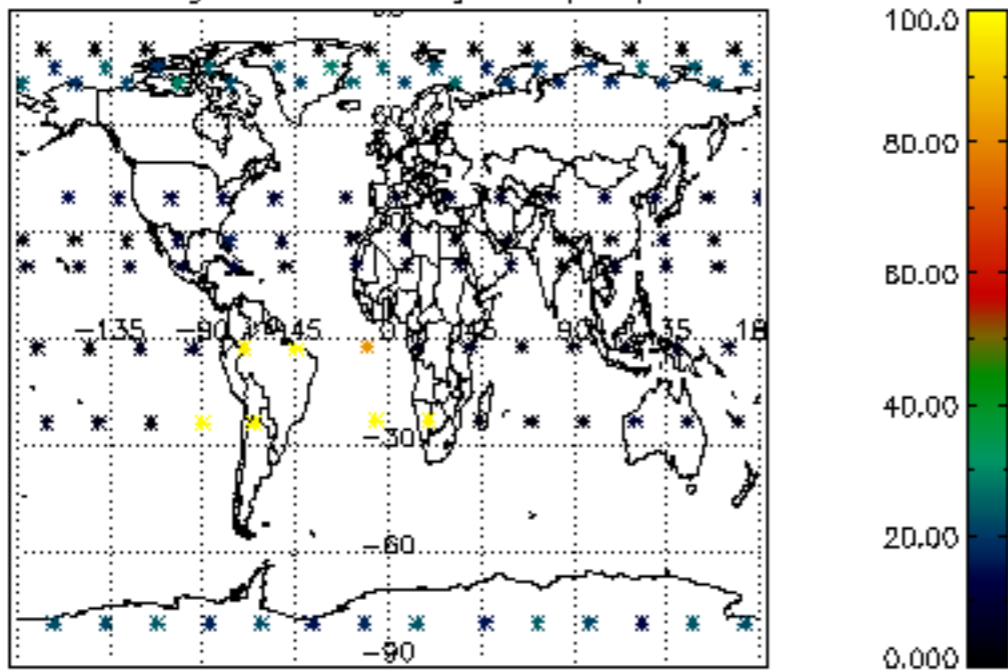
Percentage of flagged data per NO3 profile



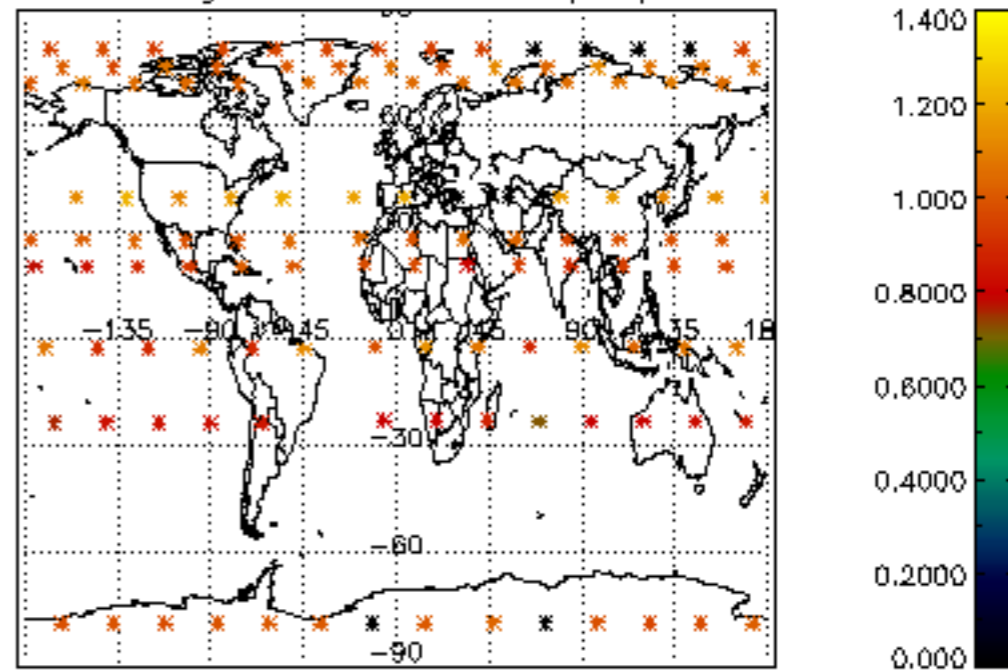




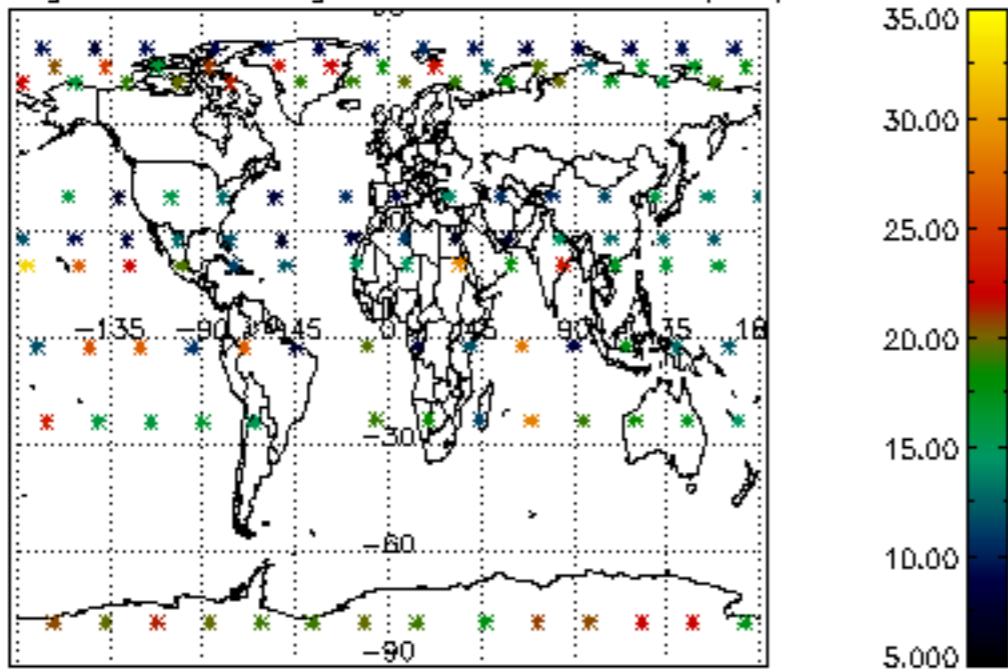
Percentage of cosmic ray hits per profile



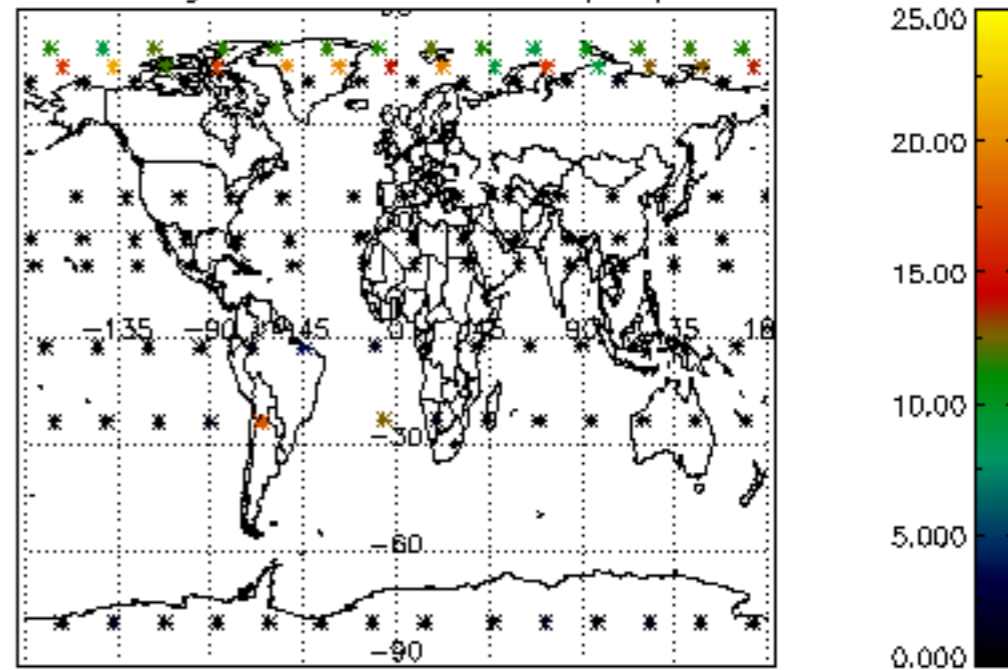
Percentage of datation errors per profile



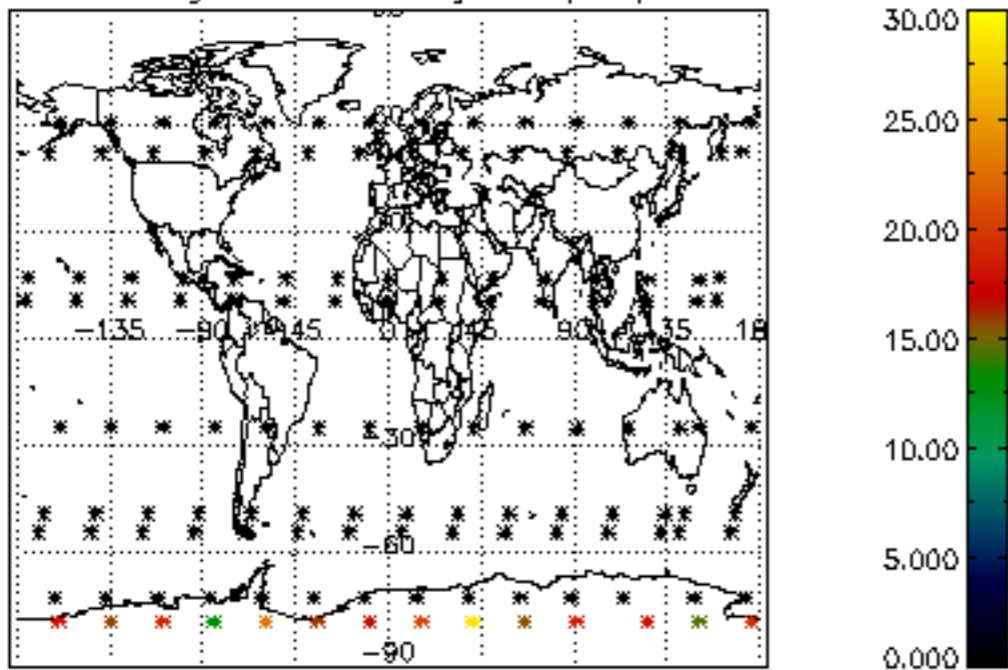
Percentage of star falling outside central band per profile



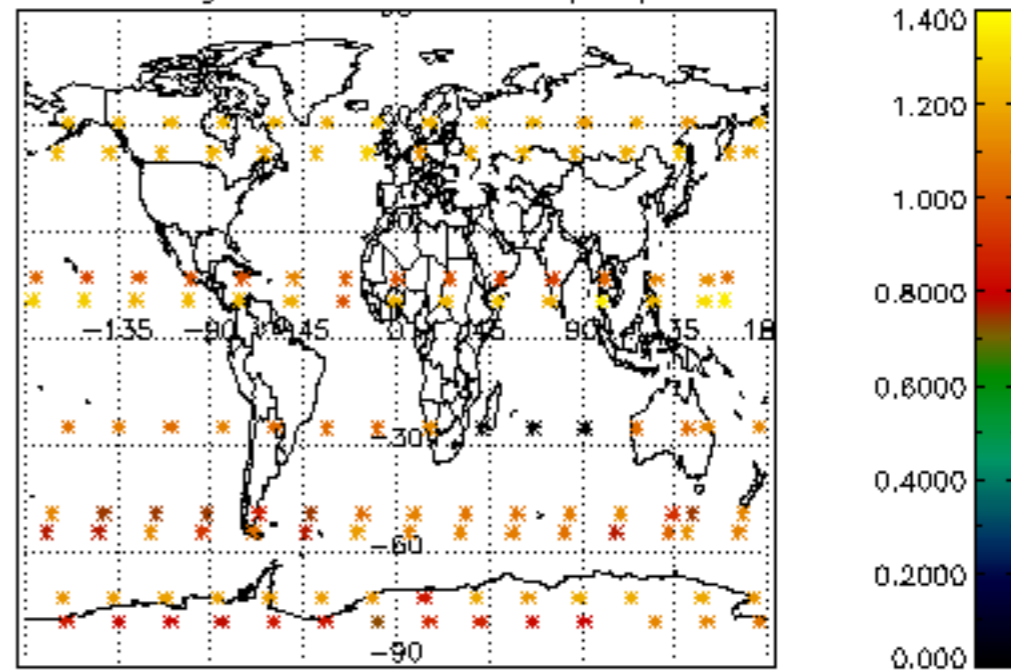
Percentage of saturation errors per profile



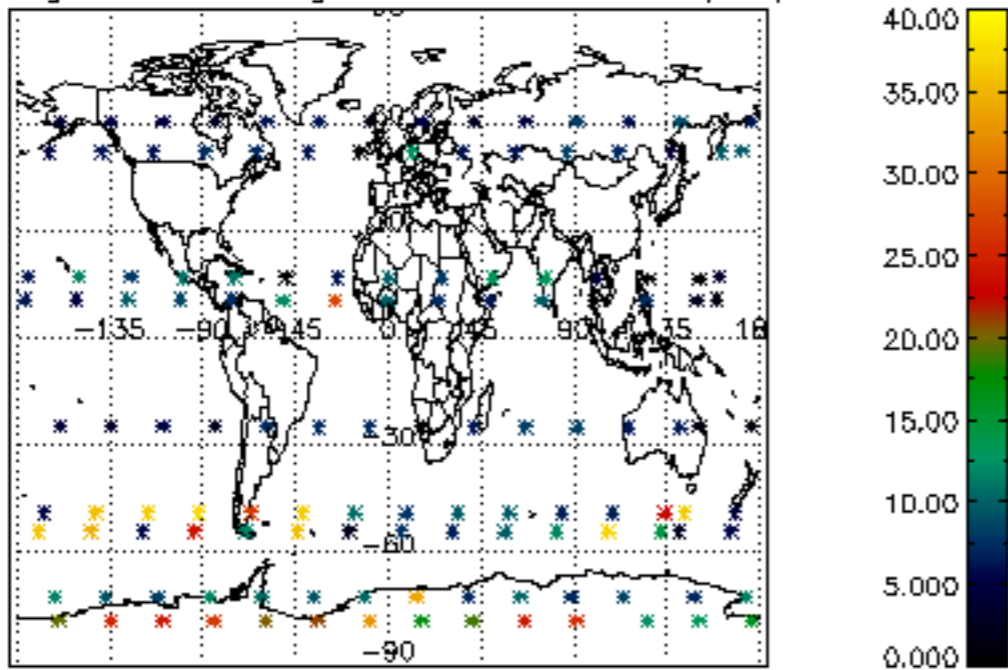
Percentage of cosmic ray hits per profile



Percentage of datation errors per profile



Percentage of star falling outside central band per profile



Percentage of saturation errors per profile

